



## PRESEASON SCHEDULE

DATE	OPPONENT	STADIUM	TIME	NETWORK	RESULTS
Saturday, Aug. 9	at Buffalo Bills	Highmark Stadium	1:00 p.m.		W, 34-25
Saturday, Aug. 16	New York Jets	MetLife Stadium	7:00 p.m.		W, 31-12
Thursday, Aug. 21	New England Patriots	MetLife Stadium	8:00 p.m.		W, 42-10

## REGULAR SEASON SCHEDULE

DATE	OPPONENT	STADIUM	TIME	NETWORK	RESULTS
Sunday, Sept. 7	at Washington Commanders	Northwest Stadium	1:00 p.m.	<b>FOX</b>	L, 21-6
Sunday, Sept. 14	at Dallas Cowboys	AT&T Stadium	1:00 p.m.	<b>FOX</b>	L, 40-37 (OT)
Sunday, Sept. 21	Kansas City Chiefs	MetLife Stadium	8:20 p.m.		L, 22-9
Sunday, Sept. 28	Los Angeles Chargers	MetLife Stadium	1:00 p.m.		W, 21-18
Sunday, Oct. 5	at New Orleans Saints	Caesars Superdome	1:00 p.m.		L, 26-14
Thursday, Oct. 9	Philadelphia Eagles	MetLife Stadium	8:15 p.m.		W, 34-17
Sunday, Oct. 19	at Denver Broncos	Empower Field	4:05 p.m.		L, 33-32
Sunday, Oct. 26	at Philadelphia Eagles	Lincoln Financial Field	1:00 p.m.	<b>FOX</b>	L, 38-20
Sunday, Nov. 2	San Francisco 49ers	MetLife Stadium	1:00 p.m.		
Sunday, Nov. 9	at Chicago Bears	Soldier Field	1:00 p.m.	<b>FOX</b>	
Sunday, Nov. 16	Green Bay Packers	MetLife Stadium	1:00 p.m.	<b>FOX</b>	
Sunday, Nov. 23	at Detroit Lions	Ford Field	1:00 p.m.	<b>FOX</b>	
Monday, Dec. 1	at New England Patriots	Gillette Stadium	8:15 p.m.	<b>ESPN</b>	
BYE					
Sunday, Dec. 14	Washington Commanders	MetLife Stadium	1:00 p.m.	<b>FOX</b>	
Sunday, Dec. 21	Minnesota Vikings	MetLife Stadium	1:00 p.m.	<b>FOX</b>	
TBD	at Las Vegas Raiders	Allegiant Stadium	TBD	TBD	
TBD	Dallas Cowboys	MetLife Stadium	TBD	TBD	

TIMES SUBJECT TO CHANGE

ALL TIMES EASTERN

\*FLEX SCHEDULE ELIGIBLE/ALL TIMES EASTERN

## CREDENTIALS

The NFL has implemented a league-wide accreditation modernization process that will be used at all 30 stadiums, beginning with the 2024 season. The purpose is to enhance security by streamlining accreditation across the league for all who utilize a credential to access an NFL game—both media and non-media alike. The NFL has determined the most sensitive areas in stadiums on gameday, and to access those areas, credential scanning and biometric authentication will be required. All individuals accredited for an NFL game, regardless of their job function, must agree to the credential use terms and follow the same logistical process. For questions regarding credentials, please email Maddi Lewis at [Maddi.Lewis@Giants.NFL.net](mailto:Maddi.Lewis@Giants.NFL.net).

## ONLINE PRESSROOM

The Giants online media center, [NFLONG.com](https://NFLONG.com), is a “one-stop shop” aimed at assisting media in their daily coverage of the team. Content includes broadcast-quality audio and video, updated practice availability, practice schedules plus more. The site requires a username and password and all content is downloadable and approved for editorial use. Media requesting access can send an email to Payton Holcombe at [Payton.Holcombe@Giants.NFL.net](mailto:Payton.Holcombe@Giants.NFL.net).

All media are welcome to use our guest account below:

Username: giantsguest

Password: gobigblue

**New York Giants****2025 Reg. Season Record:** 2-6**Head Coach:** Brian Daboll, 4th Year**Reg. Season Record at NYG:** 20-38-1**Career Reg. Season Record:** Same**Last Game:** L, 38-20 at PHI (10/26/25)

vs.

**San Francisco 49ers****2025 Reg. Season Record:** 5-3**Head Coach:** Kyle Shanahan, 9th Year**Reg. Season Record at SF:** 75-65**Career Reg. Season Record:** Same**Last Game:** L, 26-15 at HOU (10/26/25)**WEEK 9 / SUN., NOV. 2, 2025 / 1:00 PM ET / METLIFE STADIUM / EAST RUTHERFORD, NJ****GIANTS VS. 49ERS**

The New York Giants (2-6) will host the San Francisco 49ers (5-3) on Sunday, November 2, at MetLife Stadium. Kickoff is set for 1:00 pm ET on CBS.

This will be the 36th regular season meeting between the two teams. They last met in Week 3 of the 2023 season in San Francisco. The Giants' last victory over the 49ers came in 2018, when they defeated them on the road, 27-23.

The team will wear their classic 80s era blue uniform and rebrand the stadium to include their classic helmet design at midfield and vintage red end zones with "GIANTS" block lettering. The Vintage White and Legacy uniforms are an homage to the 1980s, when the franchise won its first Super Bowl.

**INSIDE THE SERIES****Series Meetings (Including Postseason):** 43**Giants' Regular Season Record:** 17-18**Giants Postseason Record:** 4-4**Home:** 9-9**Away:** 8-9**Neutral:** 0-0**First Game:** At Giants 23, 49ers 14 (11/9/1952)**Last Game:** At 49ers 30, Giants 12 (9/21/2023)**LAST 5 MEETINGS**

Date	Game
9/21/2023	At 49ers 30, Giants 12
9/27/2020	49ers 36, at Giants 9
11/12/2018	Giants 27, at 49ers 23
11/12/2017	At 49ers 31, Giants 21
10/11/2015	At Giants 30, 49ers 27

**GIANTS BY THE NUMBERS****Overall Record:** 726-669-34**Home Record:** 404-310-17**Away Record:** 322-359-17**Record in November:** 218-194-16**Record vs. NFC Opponents:** 492-501-16**GIANTS SPOTLIGHT:  
OL JERMAINE ELUEMUNOR**

Favorite musical artist?	Tyler, The Creator and Nipsey Hussle
Favorite food?	Mom's lasagna
Favorite movie?	300
Place you want to travel?	Japan
If you could have dinner with anyone, who would it be?	Winston Churchill or Walter Jones

**REGULAR SEASON SERIES FACTS****Giants' Shutouts:** 0**49ers' Shutouts:** 1; At 49ers 12, Giants 0 (11/23/1980)**Most Points, Giants:** 48; At Giants 48, 49ers 14 (11/17/1963)**Most Points, 49ers:** 41; 49ers 41, at Giants 21 (10/5/1987)**Most Points Combined:** 62; 2x, Last: 49ers 41, at Giants 21 (10/5/1987)**Fewest Points, Giants:** 0; At 49ers 12, Giants 0 (11/23/1980)**Fewest Points, 49ers:** 3; Giants 26, at 49ers 3 (10/14/2012)**Giants' Largest Margin of Victory:** 34; At Giants 48, 49ers 14 (11/17/1963)**49ers' Largest Margin of Victory:** 27; 49ers 39, at Giants 9 (9/27/2020)**Current Series Streak:** 49ers, 2 games; 9/27/2020 - Present**Giants' Longest Win Streak:** 5 games; 10/15/1972 - 10/14/1979**49ers' Longest Win Streak:** 4 games; 2x, Last: 9/6/1992 - 9/5/2002**SERIES SUPERLATIVES****Rushing Yards, Giants:** 116, RB Ahmad Bradshaw (10/14/2012)**Rushing Yards, 49ers:** 166, RB Garrison Hearst (11/30/1998)**Passing Yards, Giants:** 441, QB Eli Manning (10/11/2015)**Passing Yards, 49ers:** 343, QB Nick Mullens (9/27/2020)**Receptions, Giants:** 11, 2x, Last: WR Sterling Shepard (11/12/2017)**Receptions, 49ers:** 12, FB Roger Craig (12/1/1986)**Receiving Yards, Giants:** 169, WR Earnest Gray (10/14/1979)**Receiving Yards, 49ers:** 196, LE Gordie Soltau (9/11/1952)

## WEEKLY MEDIA SCHEDULE

### Wednesday, October 29

- 12:30 p.m. ET - Head Coach Brian Daboll Available
- 12:45 p.m. ET - Practice
- 2:55 p.m. ET - Players Available

### Thursday, October 30

- 12:05 p.m. ET - Special Teams Coordinator Michael Ghobrial Available
- 12:15 p.m. ET - Defensive Coordinator Shane Bowen Available
- 12:25 p.m. ET - Asst. Head Coach/Offensive Coordinator Mike Kafka Available
- 12:45 p.m. ET - Practice
- 3:00 p.m. ET - Players Available

### Friday, October 31

- 11:00 a.m. ET - Offensive Assistants Available
- 11:15 a.m. ET - Defensive Assistants Available
- 11:30 a.m. ET - Head Coach Brian Daboll Available
- 11:45 a.m. ET - Practice
- 1:30 p.m. ET - Players Available

### Saturday, November 1

- No Availability

### Sunday, November 2

- 1:00 p.m. ET - Giants vs. 49ers

## BROADCAST INFORMATION

### Television: CBS

**Play-by-Play:** Kevin Harlan

**Analyst:** Trent Green

**Sideline:** Melanie Collins

### Giants Radio: WFAN 101.9 FM

**Play-By-Play:** Bob Papa

**Analyst:** Carl Banks

**Sideline:** Howard Cross

## GIANTS ON THE WEB

**WEB:** [Giants.com](https://www.giants.com) is the only place to watch live broadcast of Head Coach Brian Daboll's press conferences, player spotlight features and more.

**APP:** Download the FREE Giants Mobile App to get Giants news on-the-go 24/7! Sign up for the [Giants.com](https://www.giants.com) E-Newsletter, which features weekly game preview information at [Giants.com/Newsletter](https://www.giants.com/Newsletter).

## PRONUNCIATIONS

### ACTIVE ROSTER

Paulson <b>Adebo</b>	uh-DEE-bow
Beau <b>Brade</b>	BRAID
Victor <b>Dimukeje</b>	dee-moo-KAY-gee
Jermaine <b>Eluemunor</b>	eh-LOO-muh-norr
Thomas <b>Fidone II</b>	fih-DOH-nee
<b>Cor'Dale</b> Flott	coor-dale
<b>Jevón</b> Holland	juh-VON
Casey <b>Kreiter</b>	CRY-ter
Marcus <b>Mbow</b>	BO
Darius <b>Muasau</b>	MOO-uh-sow (like cow)
Tyler <b>Nubin</b>	noo-BIN
Rakeem <b>Núñez-Roches Sr.</b>	NOON-yez RO-ches
Bobby <b>Okereke</b>	oh-care-uh-KAY
Gunner <b>Olszewski</b>	O-sheh-ski
<b>Wan'Dale</b> Robinson	WAN-Dale
Austin <b>Schlottmann</b>	SHLOTE-man
Cam <b>Skattebo</b>	SKAT-eh-boo
Kayvon <b>Thibodeaux</b>	ti-buh-dough
Greg <b>Van Roten</b>	van-ROW-tin

### PRACTICE SQUAD

Zaire Barnes	zai-EAR
Dalen <b>Cambre</b>	cam-BREE
Tomon Fox	tuh-mon
Younghoe Koo	young-way
Jake <b>Kubas</b>	KOO-bus
Jude <b>McAtamney</b>	mick-uh-TOM-nay

### IR - DESIGNATED FOR RETURN

Joshua <b>Ezeudu</b>	ee-ZOO-doo
----------------------	------------

## GIANTS ON SOCIAL

<b>Twitter:</b>	@Giants
<b>Instagram:</b>	@NYGiants
<b>TikTok:</b>	@NYGiants
<b>Snapchat:</b>	@NewYorkGiants
<b>Facebook:</b>	@NewYorkGiants
<b>YouTube:</b>	@NewYorkGiantsFootball1925
<b>Threads:</b>	@NYGiants



## GIANTS IN THE COMMUNITY



**Chauncey Golston, Juice Wells Jr., Reid Holskey and Darius Muasau** visited Thomas Jefferson Middle School for the second Play 60 event of the season with the American Heart Association. Each of the players led stations for different sports, including badminton, basketball, football and volleyball. Thanks to the NFL Foundation, The Giants Foundation provided a \$2,000 equipment grant to the school.



**Bobby Okereke** continued his tradition of visiting Boys and Girls Clubs across New Jersey with a visit to the Boys and Girls Club of Clifton. Okereke stopped by the club to read books to the young members, assisted students in sixth through eighth grade with their homework, shared his academic journey with the club and hosted a flag football game.



The New York Giants and Gatorade have selected Mr. Ryon O'Connell of Peru High School (Peru, N.Y.) as the Lou Rettino High School Coach of the Week for Week 8 this season. The Peru Knighthawks remain undefeated and improved to 7-0 with a 27-0 win on the road in AuSable Valley. With an equally potent offense and physical defense, they have outscored their opponents 259-49 so far this season.



2023 WEEK 3  
San Francisco 49ers 30, New York Giants 12  
71,593 Sep 21, 2023



New York Giants	3	3	6	0	—	12
San Francisco 49ers	3	14	3	10	—	30

SCORING DRIVES

TEAM	QTR	TIME	SCORING PLAY	NYG	SF
49ers	1	08:44	J.Moody 28 yd. Field Goal (15-64, 6:16)	0	3
Giants	1	03:18	G.Gano 44 yd. Field Goal (12-49, 5:26)	3	3
49ers	2	07:49	R.Bell 9 yd. pass from B.Purdy (J.Moody kick) (11-72, 6:24)	3	10
49ers	2	01:40	C.McCaffrey 4 yd. run (J.Moody kick) (11-73, 4:33)	3	17
Giants	2	00:13	G.Gano 57 yd. Field Goal (8-37, 1:27)	6	17
Giants	3	10:00	M.Breida 8 yd. run (pass failed) (2-37, 0:46)	12	17
49ers	3	04:08	J.Moody 21 yd. Field Goal (11-72, 5:52)	12	20
49ers	4	12:47	J.Moody 36 yd. Field Goal (8-51, 4:26)	12	23
49ers	4	05:58	D.Samuel 27 yd. pass from B.Purdy (J.Moody kick) (8-70, 5:02)	12	30

SAN FRANCISCO 49ERS

PASSING	ATT	CP	YDS	SK/YD	TD	LG	INT	RTG
Brock Purdy	37	25	310	2/10	2	40	0	111.3
TOTAL	37	25	310	2/10	2	40	0	111.3

RUSHING	ATT	YDS	AVG	LG	TD
Christian McCaffrey	18	85	4.7	12	1
Elijah Mitchell	11	42	3.8	18	0
Jordan Mason	3	11	3.7	5	0
Kyle Juszczyk	1	3	3.0	3	0
Deebo Samuel Sr.	1	2	2.0	2	0
Brock Purdy	4	-1	-0.3	1	0
Sam Darnold	1	-1	-1.0	-1	0
TOTAL	39	141	3.6	18	1

RECEIVING	NO	YDS	AVG	LG	TD
George Kittle	7	90	12.9	29	0
Deebo Samuel Sr.	6	129	21.5	40	1
Christian McCaffrey	5	34	6.8	17	0
Elijah Mitchell	3	2	0.7	9	0
Jauan Jennings	2	31	15.5	24	0
Ronnie Bell	2	24	12.0	15	1
TOTAL	25	310	12.4	40	2

TOP DEFENSE	TOT	SOLO	AST	SCK	YDS	INT
Oren Burks	5	4	1	0.0	0.0	0
Tashaun Gipson Sr.	5	4	1	0.0	0.0	0
Dre Greenlaw	5	4	1	0.0	0.0	0

FIELD GOALS	FGM/FGA	PERCENT	RESULTS
Jake Moody	3-3	100.0	28G, 21G, 36G
TOTAL	3-3	100.0	

NEW YORK GIANTS

PASSING	ATT	CP	YDS	SK/YD	TD	LG	INT	RTG
Daniel Jones	32	22	137	2/16	0	18	1	64.2
Tyrod Taylor	1	0	0	0/0	0	0	0	39.6
TOTAL	33	22	137	2/16	0	18	1	62.3

RUSHING	ATT	YDS	AVG	LG	TD
Matt Breida	4	17	4.3	8	1
Gary Brightwell	4	5	1.3	2	0
Daniel Jones	2	5	2.5	4	0
Tyrod Taylor	1	2	2.0	2	0
TOTAL	11	29	2.6	8	1

RECEIVING	NO	YDS	AVG	LG	TD
Parris Campbell	6	24	4.0	7	0
Wan'Dale Robinson	4	21	5.3	8	0
Darius Slayton	3	32	10.7	17	0
Darren Waller	3	20	6.7	9	0
Matt Breida	3	1	0.3	8	0
Gary Brightwell	2	31	15.5	18	0
Daniel Bellinger	1	8	8.0	8	0
TOTAL	22	137	6.2	18	0

TOP DEFENSE	TOT	SOLO	AST	SCK	YDS	INT
Micah McFadden	10	9	1	0.0	0.0	0
Bobby Okereke	9	6	3	0.0	0.0	0
Xavier McKinney	7	6	1	0.0	0.0	0

FIELD GOALS	FGM/FGA	PERCENT	RESULTS
Graham Gano	2-2	100.0	44G, 57G
TOTAL	2-2	100.0	

Team Statistics	Giants	49ers
First Downs	10	26
3rd-Down Eff. (Made/Att/Pct)	3/12/25%	9/16/56%
4th-Down Eff. (Made/Att/Pct)	0/0/0%	0/0/0%
Total Net Yards	150	441
Total Plays	46	78
Yards Per Play	3.3	5.7
Rushes/Net Yards	11/29	39/141
Net Passing	121	300
Pass Attempts/Completions	33/22	37/25
Had Intercepted	1	0
Sacked/Yards Lost	2/16	2/10
Punts/Average	6/52.7	3/42.7
Penalties/Yards	6/37	6/71
Fumbles/Lost	0/0	1/0
Possession Time	20:50	39:10

## NEW YORK GIANTS

	Giants	Opponent
Total First Downs	165	182
3rd Down: Made/Att	43/108	36/97
Total Net Yards	2,602	3,059
Net Yards Rushing	944	1,191
Net Yards Passing	1,658	1,868
Total Touchdowns	21	24
Rushing TDs	10	10
Passing TDs	11	13
INT/FUM Return TDs	0	1
PR/KR TDs	0	0
Punt Return Avg.	9.3	7.2
Kick Return Avg.	27.5	22.3
Sacks	19.0	25.0
	Player	Stat
Scoring	Cam Skattebo	44
Pass Attempts	Jaxson Dart	142
Pass Completions	Jaxson Dart	85
Completion Pct.	Jaxson Dart	59.9%
Passing Yards	Jaxson Dart	984
Passing TDs	Jaxson Dart	8
Rushing Attempts	Cam Skattebo	101
Rushing Yards	Cam Skattebo	410
Rushing TDs	Cam Skattebo	5
Rushing Avg. (min. 15 att.)	Russell Wilson	5.9
Receptions	Wan'Dale Robinson	38
Receiving Yards	Wan'Dale Robinson	494
Receiving TDs	Theo Johnson	4
Avg. Yards-Per-Rec (min. 10)	Daniel Bellinger	17.6
Tackles	Bobby Okereke	68
Sacks	Brian Burns	10.0
Interceptions	Dru Phillips	2
Punt Returns	Gunner Olszewski	16
Punt Return Avg.	Gunner Olszewski	9.3
KO Returns	Gunner Olszewski	14
KO Returns Avg.	Gunner Olszewski	28.3
Punts	Jamie Gillan	32
Punting Avg.	Jamie Gillan	44.7

## SAN FRANCISCO 49ERS

	49ers	Opponent
Total First Downs	167	157
3rd Down: Made/Att	51/110	37/95
Total Net Yards	2,789	2,697
Net Yards Rushing	715	863
Net Yards Passing	2,074	1,834
Touchdowns	15	18
Rushing TDs	3	4
Passing TDs	12	13
INT/FUM Return TDs	0	0
PR/KR TDs	0	1
Punt Return Avg.	8.8	14.3
Kick Return Avg.	25.4	25.5
Sacks	9.0	16.0
	Player	Stat
Scoring	Eddy Pineiro	61
Pass Attempts	Mac Jones	226
Pass Completions	Mac Jones	149
Completion Pct.	Mac Jones	65.9%
Passing Yards	Mac Jones	1,597
Passing TDs	Mac Jones	8
Rushing Attempts	Christian McCaffrey	140
Rushing Yards	Christian McCaffrey	490
Rushing TDs	Christian McCaffrey	3
Rushing Avg. (min. 15 att.)	Brian Robinson Jr.	4.0
Receptions	Christian McCaffrey	56
Receiving Yards	Christian McCaffrey	559
Receiving TDs	Jake Tonges	4
Avg. Yards-Per-Rec (min. 10)	Ricky Pearsall	16.4
Tackles	Dee Winters	54
Sacks	Bryce Huff	4.0
Interceptions	Deommodore Lenoir	1
Punt Returns	Skyy Moore	13
Punt Return Avg.	Skyy Moore	8.8
KO Returns	Skyy Moore	17
KO Returns Avg.	Brian Robinson Jr.	30.2
Punts	Thomas Morstead	25
Punting Avg.	Thomas Morstead	45.0

## NEW YORK GIANTS

## OFFENSIVE RANKINGS

Category	Stat	League Ranking
Total Yards Per Game	325.3	18th
Rushing Yards Per Game	118.0	15th
Passing Yards Per Game	207.3	18th
First Downs Per Game	20.6	11th
3rd Down Conversion Rate	39.81%	12th
4th Down Conversion Rate	52.94%	21st
Red Zone - TD Rate	48.15%	25th
Average Time of Possession	30:12	16th
Points Per Game	21.6	23rd

## DEFENSIVE RANKINGS

Category	Stat	League Ranking
Total Yards Allowed Per Game	382.4	29th
Rushing Yards Allowed Per Game	148.9	30th
Passing Yards Allowed Per Game	233.5	24th
First Downs Allowed Per Game	22.8	29th
Opp. 3rd Down Conversion Rate	37.11%	13th
Opp. 4th Down Conversion Rate	87.50%	32nd
Red Zone - Allowed TD Rate	68.00%	27th
Points Allowed Per Game	26.9	T-26th

## SPECIAL TEAMS RANKINGS

Category	Stat	League Ranking
Punt Return Average	9.3	22nd
Kickoff Return Average	27.5	5th
Field Goal Percentage	100.00%	T-1st
Opp. Punt Return Average	7.2	7th
Opp. Kick Return Average	22.3	3rd

## SAN FRANCISCO 49ERS

## OFFENSIVE RANKINGS

Category	Stat	League Ranking
Total Yards Per Game	348.6	13th
Rushing Yards Per Game	89.4	30th
Passing Yards Per Game	259.3	2nd
First Downs Per Game	20.9	8th
3rd Down Conversion Rate	46.36%	3rd
4th Down Conversion Rate	54.55%	18th
Red Zone - TD Rate	52.00%	21st
Average Time of Possession	30:13	15th
Points Per Game	20.0	26th

## DEFENSIVE RANKINGS

Category	Stat	League Ranking
Total Yards Allowed Per Game	337.1	22nd
Rushing Yards Allowed Per Game	107.9	15th
Passing Yards Allowed Per Game	229.3	22nd
First Downs Allowed Per Game	19.6	T-16th
Opp. 3rd Down Conversion Rate	38.95%	19th
Opp. 4th Down Conversion Rate	63.64%	T-22nd
Red Zone - Allowed TD Rate	52.00%	8th
Points Allowed Per Game	20.5	8th

## SPECIAL TEAMS RANKINGS

Category	Stat	League Ranking
Punt Return Average	8.8	23rd
Kickoff Return Average	25.4	18th
Field Goal Percentage	90.00%	11th
Opp. Punt Return Average	14.3	27th
Opp. Kick Return Average	25.5	12th

JAXSON DART



**QB Jaxson Dart** has completed 85-of-142 passes for 984 yards, 8 touchdowns and 3 interceptions in seven games (five starts) this season. He has rushed 43 times for 195 yards (4.5 avg.) and 4 touchdowns.

Since being named the starter in Week 4, Dart has totaled 12 touchdowns, tied for the 5th-most in the NFL in that span.

OFFENSIVE TOUCHDOWN LEADERS  
(SINCE WEEK 4)

Player, Team		Offensive Touchdowns
1.	Patrick Mahomes, KC	16
2.	Dak Prescott, DAL	14
T3.	Jalen Hurts, PHI	13
T3.	Bo Nix, DEN	13
<b>T5.</b>	<b>Jaxson Dart, NYG</b>	<b>12</b>
T5.	Matthew Stafford, LAR	12

Dart is the fifth rookie quarterback since 2000 to total 12+ touchdowns in his first five career starts. He joins then-Houston **QB Deshaun Watson**, Chargers **QB Justin Herbert**, 49ers **QB Brock Purdy** and Panthers **QB Cam Newton**.

ROOKIE QUARTERBACKS TO TOTAL 12+  
TOUCHDOWNS IN FIRST FIVE CAREER  
STARTS  
(SINCE 2000)

Player, Year	Passing	Rushing	Total
Deshaun Watson, 2017	14	2	16
Justin Herbert, 2020	12	2	14
<b>Jaxson Dart, 2025</b>	<b>8</b>	<b>4</b>	<b>12</b>
Brock Purdy, 2022	11	1	12
Cam Newton, 2011	7	5	12

Dart's 12 touchdowns are the most by a Giants quarterback in their first five career starts since at least 1950.

OFFENSIVE TOUCHDOWNS BY A GIANTS  
QUARTERBACK IN THEIR FIRST FIVE  
CAREER STARTS  
(SINCE 1950)

Player		Offensive Touchdowns
1.	<b>Jaxson Dart</b>	<b>12</b>
T2.	Daniel Jones	8
T2.	Phil Simms	8
T4.	Tommy DeVito	7
T4.	Dave Brown	7
T4.	Jeff Hostetler	7

Dart, Purdy and Dolphins **QB Dan Marino** are the only rookie quarterbacks since at least 1950 to record 2+ offensive touchdowns in each of their first five career starts.

At Philadelphia in Week 8, Dart completed 14-of-24 passes for 193 yards and 1 touchdown and added 6 carries for 17 yards (2.8 avg.) and a score. He is the first Giants quarterback since at least 1950 to record a rushing touchdown in three straight games. Dart's 4 rushing touchdowns on the year are tied for the 3rd-most in a season by a Giants quarterback.

MOST RUSHING TOUCHDOWNS IN A  
SEASON BY A GIANTS QUARTERBACK

Player, Year		Rushing Touchdowns
1.	Daniel Jones, 2022	7
2.	Charlie Conerly, 1948	5
<b>T3.</b>	<b>Jaxson Dart, 2025</b>	<b>4</b>
T3.	Dave Brown, 1995	4

Dart also joined **QB Tim Tebow** (2010) as just the second rookie quarterback in NFL history to record at least 1 passing touchdown and 1 rushing touchdown in three straight games.





In Week 7 at Denver, Dart completed 15-of-33 passes for a season-high 283 yards, a season-high 3 passing touchdowns and 1 interception. He rushed 5 times for 11 yards (2.2 avg.) and 1 touchdown. Dart joined **QB Charlie Conerly** as the only rookie quarterbacks in Giants history to throw for 3+ touchdowns and run for another in a single game.

## GIANTS ROOKIE QUARTERBACKS WITH 3+ PASSING TOUCHDOWNS AND 1+ RUSHING TOUCHDOWNS IN A SINGLE GAME

Player, Opponent, Date	Pass TD	Rush TD
<b>Jaxson Dart, at DEN, 10/19/25</b>	<b>3</b>	<b>1</b>
Charlie Conerly, at GB, 11/21/48	3	1
Charlie Conerly, vs. CHI (Cardinals), 10/17/48	4	1

On Thursday Night Football in Week 6 vs. Philadelphia, Dart became the first rookie quarterback in NFL history to defeat a reigning Super Bowl MVP quarterback in primetime within his first three career starts. Dart also became the first rookie quarterback since 2010 to beat a defending Super Bowl Champion, and at 22 years and 149 days, he is the youngest quarterback to ever do so.

Dart completed 17-of-25 passes for 195 yards and 1 touchdown and added 13 carries for 58 yards (4.5 avg.) and a touchdown. The 58 rushing yards are the 4th-most in a game by a Giants rookie quarterback. Dart's 20-yard touchdown run in the first quarter was the longest rushing touchdown by a Giants rookie quarterback since at least 1940.

## MOST RUSHING YARDS IN A GAME BY A GIANTS ROOKIE QUARTERBACK

Player, Date, Opponent	Rushing Yards
1. Tommy DeVito, 12/11/23 vs. Packers	71
2. Travis Tidwell, 11/19/50 at (Balt.) Colts	70
3. Charlie Conerly, 11/7/48 vs. Eagles	61
<b>4. Jaxson Dart, 10/9/25 vs. Eagles</b>	<b>58</b>
<b>5. Jaxson Dart, 10/5/25 at Saints</b>	<b>55</b>

Dart made his first road start in Week 5 at New Orleans and completed 26-of-40 passes for 202 yards, 2 touchdowns and 2 interceptions. He also totaled 7 carries for 55 yards (7.9 avg.) and became the first rookie quarterback in franchise history to rush for 50+ yards in back-to-back games.

His first career NFL start came in Week 4 against the Los Angeles Chargers. Dart completed 13-of-20 passes for 111 yards and 1 touchdown and added 10 carries for 54 yards (5.4 avg.) and 1 touchdown.

Dart became the second quarterback since 2000 to rush for 1+ touchdown, throw for 1+ touchdown and rush for 50+ yards in his first career start, joining **QB Tim Tebow** (1 passing touchdown, 1 rushing touchdown and 78 rushing yards at Oakland on 12/19/10).

## ROOKIE QBs WITH 1+ PASSING TD, 1+ RUSHING TD AND 50+ RUSHING YARDS IN FIRST CAREER START (SINCE 2000)

Player, Team	Date, Opponent	Pass TD	Rush TD	Rush Yards
<b>1. Jaxson Dart, NYG</b>	<b>9/28/25 vs. Chargers</b>	<b>1</b>	<b>1</b>	<b>54</b>
2. Tim Tebow, DEN	12/19/10 at Raiders	1	1	78

In Dart's first three starts, he rushed for 54, 55 and 58 yards, becoming the third quarterback in the Super Bowl era to rush for 50+ yards in his first three career starts.

## QUARTERBACKS TO RUSH FOR 50+ YARDS IN EACH OF THEIR FIRST THREE STARTS (IN THE SUPER BOWL ERA)

	Player, Year	Start 1	Start 2	Start 3	Total
1.	Lamar Jackson, 2018	119	71	75	265
2.	Jalen Hurts, 2020	106	63	69	238
<b>3.</b>	<b>Jaxson Dart, 2025</b>	<b>54</b>	<b>55</b>	<b>58</b>	<b>167</b>





TYRONE TRACY JR.



RB Tyrone Tracy Jr. has played in 23 games (14 starts) and rushed 237 times for 998 yards (4.2 avg.) and 6 touchdowns. Through the air, Tracy has 48 receptions for 352 yards (7.3 avg.) and 1 touchdown.

In Week 7 at Denver, Tracy rushed 9 times for a season-high 46 yards (5.1 avg.) and 1 touchdown, a 31-yard score in the third quarter. Since entering the NFL in 2024, Tracy is one of only seven yards players with at least 3 rushing touchdowns of 30+ yards.

RUSHING TOUCHDOWNS OF 30+ YARDS (SINCE 2024)

Player, Team	Rushing Touchdowns of 30+ Yards
T1. Saquon Barkley, PHI	6
T1. James Cook III, BUF	6
T3. Jonathan Taylor, IND	4
T3. Derrick Henry, BAL	4
T3. Jahmyr Gibbs, DET	4
T6. Tyrone Tracy Jr., NYG	3
T6. D’Andre Swift, CHI	3

Tracy rushed for 839 yards last season, the 2nd-most by a rookie in franchise history and the 3rd-most among all rookies in 2024.

GIANTS ROOKIE RUSHING YARDS LEADERS

Player, Year	Rushing Yards
1. Saquon Barkley, 2018	1,307
2. Tyrone Tracy Jr., 2024	839
3. Tuffy Leemans, 1936	830

In total, Tracy combined for 1,123 yards from scrimmage in 2024 which was the 4th-most by a rookie in franchise history. It was also the 6th-most among all rookies last season.

GIANTS ROOKIE SCRIMMAGE YARDS LEADERS

Player, Year	Scrimmage Yards
1. Saquon Barkley, 2018	2,028
2. Odell Beckham Jr., 2014	1,340
3. Malik Nabers, 2024	1,206
4. Tyrone Tracy Jr., 2024	1,123
5. Alex Webster, 1955	903

WAN’DALE ROBINSON



This season, WR Wan’Dale Robinson has 38 catches for 494 yards (13.0 avg.) and 2 touchdowns. His 223 yards after the catch are the 5th-most in the NFL among wide receivers.

2025 YARDS AFTER THE CATCH LEADERS (AMONG WIDE RECEIVERS)

Player, Team	Yards After The Catch
1. Ja’Marr Chase, CIN	356
2. Khalil Shakir, BUF	294
3. DK Metcalf, PIT	269
4. Justin Jefferson, MIN	251
5. Wan’Dale Robinson, NYG	223

Robinson has tallied 7 receptions of 25+ yards this season, the 4th-most in the NFL.

MOST RECEPTIONS OF 25+ YARDS IN 2025

Player, Team	Receptions of 25+ Yards
1. Jaxon Smith-Njigba, SEA	9
T2. George Pickens, DAL	8
T2. Emeka Egbuka, TB	8
4. Wan’Dale Robinson, NYG	7

At Dallas in Week 2, Robinson totaled 8 receptions for a career-high 142 yards (17.8 avg.) and 1 touchdown. His 50-yard catch marked the longest reception of his career.

In 2024, Robinson posted career-high totals of 93 receptions, 699 yards and 3 touchdowns. Robinson’s 93 receptions were the 13th-most in the NFL and 5th all-time on the Giants single-season reception list.

GIANTS SINGLE-SEASON RECEPTION LEADERS

Player, Year	Receptions
1. Malik Nabers, 2024	109
2. Steve Smith, 2009	107
3. Odell Beckham Jr., 2016	101
4. Odell Beckham Jr., 2015	96
5. Wan'Dale Robinson, 2024	93

Of Robinson’s 93 receptions, 34 of them came on third-down which was the highest total among all NFL players.

2024 THIRD-DOWN RECEPTION LEADERS

Player, Team	Third-Down Receptions
1. Wan'Dale Robinson, NYG	34
2. Amon-Ra St. Brown, DET	31
3. Courtland Sutton, DEN	30



DARIUS SLAYTON



In seven seasons with the Giants, WR Darius Slayton has caught 273 passes for 4,089 yards (15.0 avg.) and 21 touchdowns.

In the team’s Week 4 win vs. the Chargers, Slayton recorded 3 catches for 44 yards (14.7 avg.) and eclipsed 4,000 receiving yards for his career. He is the 17th player in franchise history to reach 4,000 career receiving yards.

Since entering the league in 2019, Slayton is tied for 2nd in the NFL among active players with 15.0 yards per catch (minimum 250 receptions).

YARDS PER CATCH LEADERS SINCE 2019 (MIN. 250 RECEPTIONS)

Player, Team	Yards Per Catch
1. A.J. Brown, TEN/PHI	15.6
T2. Darius Slayton, NYG	15.0
T2. Justin Jefferson, MIN	15.0
4. Mike Evans, TB	14.8
T5. Brandon Aiyuk, SF	14.6
T5. DK Metcalf, SEA/PIT	14.6

Slayton owns 13 touchdown receptions of 30+ yards. Since 1970, that is the 3rd-most by a Giants player.

30+ YARD TOUCHDOWN RECEPTIONS (SINCE 1970)

Player, Year	30+ Yard Touchdown Receptions
1. Odell Beckham Jr. (2014-2018)	16
2. Amani Toomer (1996-2008)	15
3. Darius Slayton (2019-Present)	13
4. Plaxico Burress (2005-2008)	12
T5. Two Players Tied	9



THEO JOHNSON



Through eight games, **TE Theo Johnson** has recorded 23 receptions for 212 yards (9.2 avg.) and leads the team with 4 receiving touchdowns.


At Denver in Week 7, Johnson caught 3 passes for a career-high 66 yards (22.0 avg.) and 1 touchdown. His 41-yard touchdown grab marked the longest reception of his career while his 22.0 yards per catch also set a new single-game career high.

In Week 5 at New Orleans, Johnson tallied a career-high 6 receptions for 33 yards and 2 touchdowns and became the first Giants tight end with multiple receiving touchdowns in the same game since **TE Kaden Smith** at Washington (12/22/19).

Both of his touchdown catches against the Saints came in the first half, making him just the fourth Giants tight end to record 2+ receiving touchdowns in the first half of a game since 1991, joining **TE Howard Cross** (twice, 10/10/93 at Washington and 9/11/94 at Arizona), **TE Kevin Boss** (11/22/09 vs. Atlanta) and **TE Larry Donnell** (9/25/14 at Washington).

GIANTS TIGHT ENDS WITH 2+ RECEIVING TOUCHDOWNS IN A FIRST HALF

Player	Date, Opponent
Theo Johnson	10/5/25 at New Orleans
Larry Donnell	9/25/14 at Washington
Kevin Boss	11/22/09 vs. Atlanta
Howard Cross	9/11/94 at Arizona
Howard Cross	10/10/93 at Washington



## DEXTER LAWRENCE II



**DL Dexter Lawrence II** has started all eight games this season and has recorded 20 tackles (7 solo), 4 quarterback hits, 3 passes defended, 1 tackle for loss, 1 interception, which he returned 37 yards and a half-sack.

Among NFL players who have played at least 75 defensive snaps this season, Lawrence has been double-teamed a league-leading 60.0% of the time.

### MOST DOUBLE-TEAMED PLAYERS IN THE NFL (MIN. 75 DEFENSIVE SNAPS PLAYED)

Player, Team	Double-Team Rate
1. <b>Dexter Lawrence II, NYG</b>	<b>60.0%</b>
2. D.J. Reader, DET	58.9%
3. T'Vondre Sweat, TEN	57.5%
4. Andrew Billings, CHI	56.0%
5. CJ West, SF	54.1%

In Week 4 vs. the Chargers, Lawrence finished with 1 tackle, 1 tackle for loss, 1 pass defended and his first career interception (37-yard return). It marked the first interception by a Giants defensive lineman since **DE Niko Lalos** recorded an interception vs. Cincinnati on 11/29/20. It was also the longest interception return by a Giants defensive lineman since **DE Justin Tuck** recorded a 41-yard return at St. Louis on 9/14/08. Lawrence is the seventh Giants defensive lineman to record an interception return of 35+ yards.

### GIANTS DEFENSIVE LINEMEN WITH AN INTERCEPTION RETURN OF 35+ YARDS

Player, Return	Game
1. George Martin, 78-yard return	vs. Denver, 11/23/86
T2. George Martin, 56-yard return	at St. Louis, 11/24/85
T2. Michael Strahan, 56-yard return	at Washington, 10/29/95
4. Michael Strahan, 44-yard return	at Philadelphia, 10/31/99
5. Justin Tuck, 41-yard return	at St. Louis, 9/14/08
6. Bob Lertsema, 39-yard return	at Pittsburgh, 9/15/68
<b>7. Dexter Lawrence II, 37-yard return</b>	<b>vs. LA Chargers, 9/28/25</b>

Lawrence has played in 100 games (93 starts) in his career. He has recorded 330 tackles (178 solo), 99 quarterback hits, 37 tackles for loss, 30.5 sacks, 14 passes defended, 5 forced fumbles and 1 interception that he returned 37 yards.

Lawrence's 99 quarterback hits are the 3rd-most in franchise history.

### FRANCHISE QUARTERBACK HIT LEADERS (QB HITS BECAME AN OFFICIAL STAT IN 2006)

Player, Years	Quarterback Hits
1. Justin Tuck, 2005-2013	120
2. Jason Pierre-Paul, 2010-2017	109
<b>3. Dexter Lawrence II, 2019-Present</b>	<b>99</b>
4. Mathias Kiwanuka, 2006-2014	97
5. Osi Umenyiora, 2003-2012	87

## BRIAN BURNS



In 2025, **OLB Brian Burns** has started eight games and produced 38 tackles (25 solo), 14 quarterback hits, 13 tackles for loss, 10.0 sacks, 4 passes defended and 1 forced fumble. Burns' 10.0 sacks are tied for the most in the NFL this season. His 13 tackles for loss are the 2nd-most in the league.

### 2025 SACK LEADERS

Player, Team	Sacks
<b>T1. Brian Burns, NYG</b>	<b>10.0</b>
T1. Myles Garrett, CLE	10.0
3. Byron Young, LAR	9.0
4. Nik Bonitto, DEN	8.0
5. Rashan Gary, GB	7.5

2025 TACKLES FOR LOSS LEADERS

Player, Team		Tackles For Loss
1.	Myles Garrett, CLE	15
2.	Brian Burns, NYG	13
3.	Maxx Crosby, LV	10
T4.	Four Players Tied	9

Since sacks became an official statistic in 1982, Burns is the fourth Giant to total 10.0+ sacks through the first eight games of a season. He joins **Michael Strahan** (12.5 in 2001), **Leonard Marshall** (11.5 in 1985) and **Lawrence Taylor** (10.5 in 1986).

GIANTS WITH 10.0+ SACKS THROUGH THE FIRST EIGHT GAMES OF A SEASON (SINCE 1982)

Player, Year		Sacks
1.	Michael Strahan, 2001	14.0
2.	Leonard Marshall, 1985	11.5
3.	Lawrence Taylor, 1986	10.5
4.	Brian Burns, 2025	10.0

Burns recorded at least 1.0 sack in Weeks 1 through 4 and joined **DT Keith Hamilton** in 1997 as just the second Giant since 1982 to start a season with at least 1.0 sack in four straight games.

GIANTS WITH 1.0+ SACK IN EACH GAME IN WEEKS 1-4

Player, Year	Week 1	Week 2	Week 3	Week 4
Brian Burns, 2025	2.0	1.0	1.0	1.0
Keith Hamilton, 1997	1.0	1.0	1.0	1.0

At Denver in Week 7, Burns totaled 4 solo tackles, 2.0 sacks, 2 quarterback hits, 3 tackles for loss and 1 pass defended. He registered 2.0+ sacks in back-to-back games for the first time in his career and became the first Giant to do so since **Olivier Vernon** (2.0 sacks at Cleveland, 11/27/2016 and 2.0 sacks at Pittsburgh, 12/4/2016).

In Week 3, Burns recorded 6 tackles, 2 passes defended, 2 quarterback hits, 1 forced fumble and 1.0 sack. Since 1992, he is the third Giant to produce 6+ tackles, 2+ passes defended, 1.0+ sacks and 1+ forced fumble in a game, joining **Brent Alexander** (13 tackles, 2 passes defended, 1.0 sack and 1 forced fumble at Baltimore on 12/12/04) and **Terrell Thomas** (6 tackles, 2 passes defended, 1.0 sack and 1 forced fumble vs. Jacksonville on 11/28/10).

Since the start of the 2024 season, Burns' 30 tackles for loss are 2nd-most in the league.

TACKLES FOR LOSS LEADERS SINCE 2024

Player, Team		Tackles For Loss
1.	Myles Garrett, CLE	37
2.	Brian Burns, NYG	30
T3.	Maxx Crosby, LV	27
T3.	Jonathan Greenard, MIN	27
T5.	T.J. Watt, PIT	24
T5.	Will Anderson Jr., HOU	24

Burns' career-high-tying 17 tackles for loss were tied for the 6th-most in the NFL in 2024. It tied for the 3rd-most tackles for loss by a Giant in a single season. Tackles for loss became an official statistic in 1999.

MOST TACKLES FOR LOSS BY A GIANT IN A SINGLE-SEASON

Player, Years		Tackles For Loss
1.	Jason Pierre-Paul, 2011	23
2.	Justin Tuck, 2008	20
T3.	Brian Burns, 2024	17
T3.	Olivier Vernon, 2016	17

Burns is the eighth player in NFL history to record 7.5+ sacks in each of their first seven seasons to begin their career.

PLAYERS TO RECORD 7.5+ SACKS IN EACH OF THEIR FIRST SEVEN SEASONS

Player, Years		Seasons of 7.5+ Sacks To Begin Career
1.	Reggie White (1985-1998)	14
T2.	Derrick Thomas (1989-1998)	10
T2.	Jared Allen (2004-2013)	10
T4.	DeMarcus Ware (2005-2012)	8
T4.	Ryan Kerrigan (2011-2018)	8
T4.	Aaron Donald (2014-2021)	8
T7.	Brian Burns, (2019-2025)	7
T7.	Yannick Ngakoue (2016-2022)	7



ABDUL CARTER



This season, **LB Abdul Carter** has played in eight games with one start and has totaled 21 tackles (10 solo), 8 quarterback hits, 1 tackle for loss and a half-sack. According to Next Gen Stats, he has 33 quarterback pressures, which leads all rookies and is tied for the 8th-most in the NFL. He has recorded 19 quick quarterback pressures (pressures within 2.5 seconds of the ball being snapped), which is tied for the most in the NFL.

MOST QB PRESSURES AMONG ROOKIES  
(PER NEXT GEN STATS)

Player, Team	Quarterback Pressures
1. <b>Abdul Carter, NYG</b>	<b>33</b>
2. Donovan Ezeiruaku, DAL	17
3. Elijah Roberts, TB	16
4. Nic Scourton, CAR	14
T5. Two Players Tied	13

MOST QUICK QB PRESSURES IN 2025  
(PER NEXT GEN STATS)

Player, Team	Quick Quarterback Pressures
T1. <b>Abdul Carter, NYG</b>	<b>19</b>
T1. Will Anderson Jr., HOU	19
T1. Nik Bonitto, DEN	19
T4. Myles Garrett, CLE	16
T4. Micah Parsons, GB	16

Carter recorded a quarterback hit in Weeks 1 through 4 this season. He is the only Giant to record at least 1 quarterback hit in the first four games of their career since 2006, when quarterback hits became an official statistic.

His 8 quarterback hits are the 2nd-most by a rookie this season.

2025 QB HITS LEADERS AMONG ROOKIES  
(QB HITS BECAME AN OFFICIAL STAT IN 2006)

Player, Team	Quarterback Hits
1. Donovan Ezeiruaku, DAL	9
2. <b>Abdul Carter, NYG</b>	<b>8</b>
T3. Six players tied	4

In Week 4 against the Chargers, Carter tallied 5 quarterback hits and 1 solo tackle. His 5 quarterback hits tied **OLB Kayvon Thibodeaux** (5 quarterback hits at Dallas on 11/24/22) for the most in a game by a Giants rookie since 2006.

MOST QB HITS IN A SINGLE GAME BY A  
GIANTS ROOKIE  
(SINCE 2006)

Player, Quarterback Hits	Game
T1. <b>Abdul Carter, 5 quarterback hits</b>	<b>vs. LAC, 9/28/25</b>
T1. <b>Kayvon Thibodeaux, 5 quarterback hits</b>	<b>at DAL, 11/24/22</b>
3. Azeez Ojulari, 4 quarterback hits	vs. CAR, 10/24/21





KAYVON THIBODEAUX



**OLB Kayvon Thibodeaux** has started all eight games played in the 2025 season. He has tallied 21 tackles (12 solo), 9 quarterback hits, 5 tackles for loss, 2.5 sacks and 2 passes defended.

In Week 7 at Denver, Thibodeaux played in his 50th career game. His 23.5 sacks through 50 career games are the 5th-most by a Giant (since 1982), while his 55 quarterback hits are the most (since 2006).

MOST SACKS BY A GIANT IN FIRST 50 CAREER GAMES (SINCE 1982)

Player	Sacks
1. Jason Pierre-Paul	28.5
2. Osi Umenyiora	26.5
3. Lawrence Taylor	25.5
4. Leonard Marshall	24.0
5. <b>Kayvon Thibodeaux</b>	<b>23.5</b>

MOST QUARTERBACK HITS BY A GIANT IN FIRST 50 CAREER GAMES (SINCE 2006)

Player	Quarterback Hits
1. <b>Kayvon Thibodeaux</b>	<b>55</b>
2. Jason Pierre-Paul	47
T3. Mathias Kiwanuka	42
T3. Justin Tuck	42
5. Azeez Ojulari	37

Since joining the Giants in 2022, Thibodeaux has started in all 51 games he's appeared in. He has recorded 148 tackles (85 solo), 55 quarterback hits, 31 tackles for loss, 23.5 sacks, 13 passes defended, 6 forced fumbles and 3 fumble recoveries, including 1 that he returned for a touchdown.

BOBBY OKEREKE



In eight starts this season, **ILB Bobby Okereke** has recorded 68 tackles (36 solo), 2 passes defended, 1 quarterback hit and 1.0 sack. His 68 tackles are the 7th-most in the NFL.

2025 TACKLE LEADERS

Player, Team	Tackles
1. Jordyn Brooks, MIA	85
2. Bobby Wagner, WAS	83
3. Jamien Sherwood, NYJ	75
4. Demario Davis, NO	72
5. Cedric Gray, TEN	71
6. Alex Singleton, DEN	70
7. <b>Bobby Okereke, NYG</b>	<b>68</b>
T8. Nate Landman, LAR	67
T8. Robert Spillane, NE	67
10. Tykee Smith, TB	66

In Week 1, Okereke registered 16 tackles and joined **LB B.J. Goodson**, 18 tackles at Dallas (9/10/2017), as the second Giant since 1994 to record 16+ tackles in a Week 1 game.

MOST TACKLES BY A GIANT IN WEEK 1

Player, Year	Game
1. B.J. Goodson, 2017	18 tackles at Dallas (9/10/17)
2. <b>Bobby Okereke, 2025</b>	<b>16 tackles at Washington (9/7/25)</b>
3. Jessie Armstead, 1996	14 tackles vs. Buffalo (9/1/96)



Since Okereke joined the Giants in 2023, he has totaled 12 games with 10+ tackles, the 3rd-most by a Giant since 1970.

## MOST GAMES WITH 10+ TACKLES AS A GIANT SINCE 1970

	Player, Years	Number of Games
1.	Micheal Barrow, 2000-2003	20
2.	Antonio Pierce, 2005-2009	16
3.	<b>Bobby Okereke, 2023-Present</b>	<b>12</b>
4.	Michael Boley, 2009-2012	11
5.	Two Players Tied	9

## PAULSON ADEBO



**CB Paulson Adebo** has started all seven games played in this season and has totaled 48 tackles (41 solo), 4 passes defended and 1 tackle for loss.

Adebo's 48 total tackles are tied for 2nd-most among all NFL cornerbacks this season.

## MOST TACKLES IN 2025 (AMONG CORNERBACKS)

	Player, Team	Tackles
1.	Chamarri Conner, KC	57
T2.	<b>Paulson Adebo, NYG</b>	<b>48</b>
T2.	Dax Hill, CIN	48
T4.	Tyson Campbell, JAX/CLE	46
T4.	Cooper DeJean, PHI	46

Since 2023, Adebo is one of four NFL players with 32+ passes defended and 7+ interceptions.

## PLAYERS WITH 32+ PASSES DEFENSED AND 7+ INTERCEPTIONS SINCE 2023

Player, Team	Passes Defensed	Interceptions
Derek Stingley Jr., HOU	37	12
Brian Branch, DET	34	7
Tyrique Stevenson, CHI	34	7
<b>Paulson Adebo, NO/NYG</b>	<b>32</b>	<b>7</b>

## COR'DALE FLOTT



**CB Cor'Dale Flott** has started all eight games this season and has tallied 25 tackles (18 solo), 7 passes defended, 2 tackles for loss and 1 interception.

Among defenders targeted at least 35 times this season, Flott owns the 2nd-lowest passer rating (64.7).

## PASSER RATING WHEN TARGETED (MIN. 35 TARGETS)

Player, Team	Passer Rating When Targeted
1. Josh Jobe, SEA	58.8
2. <b>Cor'Dale Flott, NYG</b>	<b>64.7</b>
3. Renardo Green, SF	69.8
4. Deommodore Lenoir, SF	69.9
5. DJ Turner, CIN	70.3

Flott has been responsible for 4 open targets this season. Among defenders targeted at least 35 times, Flott's 4 open targets are the fewest in the NFL.

OPEN TARGETS ALLOWED  
(MIN. 35 TARGETS)

Player, Team		Open Targets
1.	Cor'Dale Flott, NYG	4
2.	Riley Moss, DEN	6
3.	Kamari Lassiter, HOU	7
4.	Quinyon Mitchell, PHI	8
5.	Rasul Douglas, MIA	9

In Week 6, Flott registered 3 tackles, 1 tackle for loss, 1 interception and 1 pass defended. Flott's interception was the 3rd of his career and was returned for a career-long 68 yards. It was the longest return by a Giant since **CB Adoree' Jackson** recorded a 76-yard return at Philadelphia on 12/25/2023. Per Next Gen Stats, Flott had a 4.2 passer rating when targeted vs. the Eagles, the lowest among all defenders targeted at least 1 time in Week 6.



DRU PHILLIPS



**CB Dru Phillips** has played in eight games with five starts and has produced 39 tackles (33 solo), 9 passes defended, 5 tackles for loss, 2 interceptions and 1 fumble recovery. Phillips is tied for the 4th-most passes defended (9) in the NFL this season.

Phillips notched a career-high 4 passes defended, 2 tackles and 1 interception in the Week 4 win over the Los Angeles Chargers. His 4 passes defended are the most in a game by a Giant since **CB James Bradberry** recorded 4 at Chicago on 9/20/20.

Phillips is one of three NFL players this season with 9+ passes defended and 2+ interceptions.

PLAYERS WITH 9+ PASSES DEFENSED AND  
2+ INTERCEPTIONS THIS SEASON

Player, Team	Passes Defended	Interceptions
DJ Turner II, CIN	13	2
<b>Dru Phillips, NYG</b>	<b>9</b>	<b>2</b>
Marcus Jones, NE	9	2



## GRAHAM GANO



**K Graham Gano** has played in 72 games since joining the Giants in 2020 and made 117-of-133 field goal attempts (88.0%). He has also converted 99-of-103 extra point attempts.

This season, Gano is one of two kickers (minimum four games played) to remain perfect on every field goal and PAT attempt.

### PERFECT KICKING DUTIES THIS SEASON (MIN. FOUR GAMES PLAYED)

Player, Team	FGM/FGA	PATs Made/PATs Attempted
Nick Folk, NYJ	17/17	9/9
<b>Graham Gano, NYG</b>	<b>8/8</b>	<b>6/6</b>

Gano has reached 6th on the Giants' all-time scoring list with 450 points.

### FRANCHISE SCORING LEADERS

Player, Years	Points Scored
1. Pete Gogolak, 1966-1974	646
2. Lawrence Tynes, 2007-2012	586
3. Brad Daluiso, 1993-2000	526
4. Frank Gifford, 1952-1964	484
5. Joe Danelo, 1976-1982	482
<b>6. Graham Gano, 2020-Present</b>	<b>450</b>
7. Tiki Barber, 1997-2006	416
8. Josh Brown, 2013-2016	392
9. Joe Morrison, 1959-1972	390
10. Brandon Jacobs, 2005-2013	386

Gano has made 26 field goals of 50+ yards, surpassing **Joe Danelo's** (1976-82) previous franchise record of 9.

### MOST 50+ YARD FIELD GOALS IN FRANCHISE HISTORY

Player, Years	50+ Yard Field Goals
<b>1. Graham Gano, 2020-Present</b>	<b>26</b>
2. Joe Danelo, 1976-1982	9
3. Josh Brown, 2013-2016	8

Gano has connected on 117 field goal attempts, the 4th-most in franchise history.

### MOST MADE FIELD GOALS IN FRANCHISE HISTORY

Player, Years	Made Field Goals
1. Pete Gogolak, 1966-1974	126
2. Brad Daluiso, 1993-2000	123
3. Lawrence Tynes, 2007-2012	122
<b>4. Graham Gano, 2020-Present</b>	<b>117</b>
5. Joe Danelo, 1976-1982	104

Among Giants who have attempted 100 field goals, Gano's 88.0% success rate is the highest mark in franchise history.

### HIGHEST FIELD GOAL PERCENTAGE IN FRANCHISE HISTORY (MIN. 100 ATTEMPTS)

Player, Years	Field Goal Percentage
<b>1. Graham Gano, 2020-Present</b>	<b>88.0%</b>
2. Lawrence Tynes, 2007-2012	83.6%
3. Brad Daluiso, 1993-2000	76.9%

Gano has totaled 1,420 career points, which is the 3rd-most among all active players.

### MOST POINTS SCORED AMONG ACTIVE PLAYERS

Player, Current Team	Points Scored
1. Matt Prater, BUF	1,865
2. Nick Folk, NYJ	1,780
<b>3. Graham Gano, NYG</b>	<b>1,428</b>
4. Brandon McManus, GB	1,202
5. Chris Boswell, PIT	1,186

JAMIE GILLAN



Since joining the Giants in 2022, **P Jamie Gillan** has played in 55 games and punted 257 times for 11,713 yards with an average of 45.6 per punt and a net average of 41.0. He's landed 100 punts inside the 20 and owns a career-long of 74 yards.

Gillan's 45.6 gross average is the 2nd-highest mark in franchise history, while his 41.0 net average is the highest in franchise history.

FRANCHISE GROSS PUNTING AVERAGE LEADERS

	Player	Punts	Gross Average
1.	Steve Weatherford, 2011-2014	311	46.3
2.	<b>Jamie Gillan, 2022-Present</b>	<b>257</b>	<b>45.6</b>
3.	Riley Dixon, 2018-2021	279	45.2

FRANCHISE NET PUNTING AVERAGE LEADERS

	Player	Punts	Gross Average
1.	<b>Jamie Gillan, 2022-Present</b>	<b>257</b>	<b>41.0</b>
2.	Riley Dixon, 2018-2021	279	40.6
3.	Brad Wing, 2015-2017	264	38.83



GUNNER OLSZEWSKI



**WR Gunner Olszewski** has returned 14 kickoffs for 396 yards (28.3 average) with a long of 37. He's also returned 16 punts for 149 yards (9.3 average) with a long of 21. Olszewski has returned 7 kickoffs for 30+ yards, tied for the 2nd-most in the NFL this year.

KICKOFF RETURNS OF 30+ YARDS THIS SEASON

	Player	Kickoff Returns of 30+ Yards
1.	Luke McCaffrey, WAS	10
T2.	<b>Gunner Olszewski, NYG</b>	<b>7</b>
T2.	Malik Washington, MIA	7
4.	Three Players Tied	6

DANE BELTON



**S Dane Belton** is tied for the most special teams tackles (13) in the NFL this season.

2025 SPECIAL TEAMS TACKLE LEADERS

	Player	Special Teams Tackles
T1.	<b>Dane Belton, NYG</b>	<b>13</b>
T1.	Rayshawn Jenkins	13
T1.	Devon Key, DEN	13
T4.	Six Players Tied	11

SPECIAL TEAMS IN THE TOP 10

The Giants' special teams unit ranks inside the top 10 in kickoff returns of 30+ yards (1st, 15), allowed kickoff return average (3rd, 22.3), kickoff return average (5th, 27.5) and allowed punt return average (7th, 7.2).

KICKOFF RETURNS OF 30+ YARDS IN 2025

Team	Kickoff Returns of 30+ Yards
1. New York Giants	15
T2. New York Jets	13
T2. Washington Commanders	13
T4. Miami Dolphins	10
T4. Kansas City Chiefs	10

ALLOWED KICKOFF RETURN AVG. IN 2025

Team	Allowed Kickoff Return Avg.
1. Los Angeles Rams	18.1
2. Carolina Panthers	20.3
3. New York Giants	22.3
4. Philadelphia Eagles	23.2
5. Seattle Seahawks	23.7

KICKOFF RETURN AVERAGE IN 2025

Team	Kickoff Return Avg.
1. Washington Commanders	30.3
2. Indianapolis Colts	28.8
3. Seattle Seahawks	28.4
4. New York Jets	27.7
5. New York Giants	27.5

EFFICIENT ON THE GROUND

Since Week 4, the Giants have gained 47 first downs by way of rushing, tied for the most in the league. They have also rushed for 8 touchdowns in that span, the 2nd-most in the NFL.

FIRST DOWNS GAINED BY RUSHING ATTEMPTS SINCE WEEK 4


Team	First Downs Gained
T1. New York Giants	47
T1. Kansas City Chiefs	47
3. Carolina Panthers	42
4. Indianapolis Colts	40
T5. Two Teams Tied	38

RUSHING TOUCHDOWN LEADERS SINCE WEEK 4

Team	Rushing Touchdowns
1. Indianapolis Colts	12
2. New York Giants	8
T3. Denver Broncos	7
T3. Green Bay Packers	7
T5. Four Teams Tied	6







# BRIAN DABOLL

## HEAD COACH



Brian Daboll was hired as the 20th head coach in Giants history on Jan. 28, 2022, and directed one of the most successful debut seasons in the history of the franchise.

Daboll was named the 2022 NFL Coach of the Year after leading a resurgence that resulted in nine regular-season victories, the team's first playoff berth in six years, and its first postseason victory in 11 seasons. The Giants won just four games the previous season and Daboll was the first coach since 1990 selected Coach of the Year with fewer than 10 victories.

Daboll was the first Giants coach to be selected Coach of the Year since Jim Fassel in 1997. Like Fassel, Daboll took over a team that was last in the NFC East the previous year and led it to the playoffs in his debut season. He took the team one step further by defeating the Minnesota Vikings in an NFC Wild Card Game.

Daboll was the fifth Giants coach to be selected Coach of the Year since it was first awarded in 1957. Allie Sherman was honored in 1961 and 1962, Bill Parcells in 1986, Dan Reeves in 1993 and Fassel four years later.

When he was the Buffalo Bills' offensive coordinator in 2020, Daboll was voted the AP NFL Assistant Coach of the Year after the Bills finished 13-3 and unseated longtime powerhouse New England atop the division. Daboll is the first person to win both Coach of the Year and Assistant Coach of the Year awards.

Daboll directed a Giants' team in 2024 that set a number of franchise records on the offensive side of the ball. Rookie wide receiver Malik Nabers recorded 109 receptions for 1,204 yards and seven touchdowns. His 109 receptions established a rookie record for wide receivers, as well as surpassed the Giants single-season franchise record set by Steve Smith in 2009 (107 receptions). Nabers (1,206 yards) and rookie running back Tyrone Tracy Jr. (1,123 yards) became just the third rookie duo in NFL history to both surpass 1,000 yards from scrimmage.

Third-year wide receiver Wan'Dale Robinson set career highs in 2024 with 93 receptions for 699 yards and three touchdowns. Robinson and Nabers became the first duo in Giants history to record 90+ receptions each in a single season. They were the only pair of teammates to achieve that accomplishment in the NFL in 2024.

In 2023, numerous Giants players suffered injuries that sidelined them for multiple games. Quarterback Daniel Jones was limited to six games and the Giants played for a significant time without tackles Andrew Thomas and Evan Neal, running back Saquon Barkley, tight end Darren Waller, center John Michael Schmitz, and kicker Graham Gano. The reserve quarterbacks played several contests behind a patchwork offensive line.

But Daboll's Giants displayed maximum effort in every game. In the season's final three weeks, the Giants lost by eight points at defending NFC champion Philadelphia and by a single point to the postseason-bound Los Angeles Rams before ending the year with a resounding 27-10 victory against the Eagles, who were also headed to the playoffs. It was the Giants' first victory against Philadelphia in six meetings, including one in the playoffs.

The Giants scored 25, 25 and 27 points in those three games, three of their five highest point totals of the season.

Under Daboll's mentorship, rookie free agent quarterback Tommy DeVito started six games in Jones' absence and won half of them, leading the Giants to victories at Washington and in home games vs. New England and Green Bay. DeVito was the first Giants rookie quarterback to win three consecutive starts since Phil Simms won four in a row in 1979. He was just the third undrafted rookie quarterback since the 1970 merger to win three starts in a season, joining Ed Rubbert, who won three strike-replacement games for Washington in 1987, and Pittsburgh's Devlin Hodges in 2019.

DeVito was selected NFC Offensive Player of the Week after leading the Giants to a Monday night victory vs. the Packers. He completed 17 of 21 passes (season-high 81%) for 158 yards, one touchdown and no interceptions for a passer rating of 113.9 and added 10 rushing attempts for 71 yards. In the 74 seasons since the NFL began tracking starting quarterbacks in 1950, DeVito became the first starter in league history to complete at least 80% of his passes, rush for 70+ yards, commit no turnovers and take no sacks.

In Daboll's debut season, the Giants finished 9-7-1 and qualified for the NFC playoffs as a wild card team. It was the Giants' first winning season and first postseason appearance since 2016. The Giants won just four games in 2021, the year prior to Daboll's arrival, and the five-game improvement is their largest in one season since they jumped from six victories in 2015 to 11 the following season.

Daboll was the fifth coach in Giants history to lead the team to the playoffs in his debut season, joining Sherman (1961), Reeves (1993), Fassel (1997) and Ben McAdoo (2016). Rookie coach Earl Potteiger led the Giants to the 1927 NFL championship in the era before playoffs.

Daboll was one of three first-year head coaches to lead his team to the postseason in 2022, joining Minnesota's Kevin O'Connell and Miami's Mike McDaniel. Daboll was the only one of the three to advance to the divisional round, and he did so with a victory against O'Connell's Vikings.

Daboll was the first Giants coach to win his postseason debut since Reeves in 1993. He joined Jim Lee Howell, Ray Perkins, Bill Parcells and Reeves as Giants coaches who were victorious in their first playoff games.

The Daboll difference was evident early in the season. In 2020 and 2021, the Giants started 0-5 and then 0-3. But in their first game under Daboll, they overcame a 13-0 halftime deficit to defeat the Titans in Tennessee, 21-20, on a touchdown and two-point conversion with 1:06 remaining. Daboll was the first Giants coach to win five of his first six games since Reeves in 1993, and his 6-1 start was the best for a coach in his first Giants season since LeRoy Andrews was 6-0-1 in 1929.

In the first five weeks of the season, the Giants defeated Tennessee and Green Bay, the 2021 No. 1 playoff seeds in their respective conferences.

The Giants performed significantly better on offense in 2022 than they had the previous season. Their 365 points were 107 more than they scored in 2021. The Giants averaged 333.9 yards a game, an increase of 46.6 yards per game. One year after averaging 99.3 rushing yards a game

and 4.0 yards per carry, they finished fourth in the NFL with 148.2 rushing yards a game and fifth with 4.8 yards a carry. Their 352 first downs were 53 more than the previous season.

Under the tutelage of Daboll and his offensive assistants, quarterback Daniel Jones and running back Saquon Barkley had their finest statistical seasons.

Jones completed 317-of-472 passes for 3,205 yards, all career highs. His 15 touchdown passes were the 2<sup>nd</sup>-highest total of his career, and his 5 interceptions were a career low. Jones' passer rating was a career-best 92.5 and his 67.16 completion percentage was a Giants' single-season record. He had each of his five highest single-game completion percentages in 2022: 80.9 at Tennessee, 80.6 vs. Washington, 79.2 vs. Indianapolis, 77.8 at Green Bay and 76.5 vs. Houston. Jones led the NFL and set a franchise record by throwing an interception on just 1.1% of his passes (five in 472 throws).

In addition, Jones rushed for a Giants quarterback-record 708 yards and seven touchdowns on 120 carries, all the second-highest totals on the team.

Barkley was selected to his second Pro Bowl and was one of three players nominated for the NFL Comeback Player of the Year award. He had career-high totals of 295 carries for 1,312 yards – the NFL's fourth-highest total – and rushed for 10 touchdowns, one less than his career-high rookie total. Barkley was also the team's co-leader with 57 receptions and was seventh in the NFL with 1,650 scrimmage yards, almost double his 2021 total of 856.

Daboll joined the Giants with 20 years of NFL coaching experience.

He was a five-time Super Bowl champion with the New England Patriots and won a national championship at the University of Alabama.

Daboll joined the Giants after spending the previous four seasons as the offensive coordinator of the Bills. He devised the game plans and called the plays for one of the most productive offenses in the NFL, one that helped Buffalo earn three consecutive playoff berths, win two AFC East titles and advance to the conference championship game in 2020.

Daboll also oversaw the development of quarterback Josh Allen, the seventh overall selection in the 2018 NFL Draft. Allen is the only player in history with 100 passing touchdowns and 30 rushing scores in his first four years. In his last two seasons working with Daboll, Allen threw 73 touchdown passes against just 24 interceptions.

In 2021, Daboll's offense excelled as Buffalo won its second straight AFC East championship with an 11-6 record. The Bills finished third in the NFL with 28.4 points a game and fifth with 381.9 yards a game. Allen was sixth in the league with a franchise-record 409 completions, seventh with 36 touchdown passes and eighth with 4,407 yards. Allen's favorite target, wide receiver Stefon Diggs, caught 103 passes for 1,225 yards and 10 touchdowns.

Daboll was voted the AP's NFL Assistant Coach of the Year in 2020 when Allen finished second in the NFL MVP voting after setting Buffalo single-season franchise records with 4,544 yards, 37 touchdown passes, a 69.2 completion percentage and a 107.2 passer rating.

Daboll joined the Bills in 2018 and in his second season the Bills scored 45 more points and won four more games than they had in the previous season to earn a wild card berth.

In 2017, Daboll returned to collegiate coaching for the first time in 18 years when he became the offensive coordinator and quarterbacks coach at Alabama, which finished 13-1 and earned its 17<sup>th</sup> national championship. The Crimson Tide averaged 38.8 points, 245.0 rushing

yards, 210.3 passing yards and 455.3 yards of total offense in Daboll's one season in Tuscaloosa. Daboll coached future NFL quarterbacks Jalen Hurts, Tua Tagovailoa and Mac Jones.

Daboll joined the Crimson Tide after spending the previous four seasons with the Patriots, his second stint with the team. He spent a total of 11 seasons in New England and helped the team win five Super Bowl titles (XXXVI, XXXVIII, XXXIX, XLIX and LI).

Daboll was an offensive assistant in 2013 before coaching the Patriots' tight ends the next three seasons. Under his tutelage, Rob Gronkowski was selected first-team All-Pro in 2014 and 2015. The following season, Gronkowski and Martellus Bennett combined for 80 receptions, 1,241 yards and 10 touchdowns.

Daboll was the Kansas City Chiefs' offensive coordinator in 2012. The Chiefs finished fifth in the NFL with an average of 149.7 rushing yards a game. Jamaal Charles was fourth with 1,509 yards and five touchdowns and averaged 5.3 yards a carry while earning a selection to the Pro Bowl.

In 2011, Daboll was offensive coordinator in Miami, which improved from 30<sup>th</sup> in the league the year before his arrival to 20<sup>th</sup> during his one season with the team. That Dolphins team had both a 1,000-yard rusher and 1,000-yard receiver for the first time in franchise history as Reggie Bush ran for 1,086 yards and Brandon Marshall totaled 1,214 yards while catching a team-high 81 passes.

Prior to joining the Dolphins, Daboll served as Cleveland's offensive coordinator during the 2009 and 2010 seasons. The Browns offense saw dramatic improvement in the second half of the 2009 season. Cleveland scored 11.1 more points per game, was 20.8 percent better in the red zone, converted on 14.7 percent more third downs and averaged 1.9 fewer turnovers per game during the final eight games of the season. The 2010 season saw the Browns improve 12 spots to rank eighth in the NFL in rushing offense, averaging 130.4 yards per game.

Daboll coached quarterbacks during his two seasons (2007-08) with the New York Jets. He helped Hall of Fame quarterback Brett Favre pick up the Jets offense after the signal-caller came out of retirement. In his one season under Daboll, Favre was named to the AFC Pro Bowl team and had the second-highest completion percentage of his career (65.7). Daboll

also helped the Jets improve from the NFL's 25<sup>th</sup>-ranked scoring offense in his first season to No. 9 in season two, averaging 25.3 points per game.

Daboll's first stint in New England began in 2000, his first of two seasons as a defensive assistant for head coach Bill Belichick.

From 2002-06, he coached the Patriots' wide receivers. Daboll helped Deion Branch earn Super Bowl XXXIX MVP honors in the Patriots' victory against Philadelphia following the 2004 season. Branch became the first wide receiver to win the honor since San Francisco's Jerry Rice in Super Bowl XXIII after the 1988 season.

Prior to entering the NFL, Daboll spent the 1997 season as a volunteer assistant at the College of William & Mary before serving two seasons (1998-99) as a graduate assistant for Nick Saban at Michigan State.


Daboll graduated from the University of Rochester in 1997 with an economics degree. He was a two-year starter at safety for the Yellowjackets and intercepted three passes against Case Western in his junior season.

Daboll was born in Welland, Ontario, Canada, a suburb of Niagara Falls. He was raised by his grandparents and mother in West Seneca, N.Y. Daboll lettered in football at Saint Francis High School in Athol Springs, N.Y.

Daboll and his wife Beth have six children: Mark, Christian, Aiden, Haven, Avery and Luke.

COACHING CAREER

2022-25	New York Giants	Head Coach
2018-21	Buffalo Bills	Offensive Coordinator
2017	University of Alabama	Offensive Coordinator/Quarterbacks
2014-16	New England Patriots	Tight Ends
2013	New England Patriots	Offensive Coaching Assistant
2012	Kansas City Chiefs	Offensive Coordinator
2011	Miami Dolphins	Offensive Coordinator
2009-10	Cleveland Browns	Offensive Coordinator
2007-08	New York Jets	Quarterbacks
2002-06	New England Patriots	Wide Receivers
2000-01	New England Patriots	Defensive Assistant
1998-99	Michigan State University	Graduate Assistant
1997	The College of William & Mary	Volunteer Assistant



## MIKE KAFKA

### ASSISTANT HEAD COACH OFFENSIVE COORDINATOR



Mike Kafka is in his fourth season as the Giants' offensive coordinator and his second with the additional title of assistant head coach. This is his ninth season coaching in the NFL.

Kafka oversaw the ascension of rookie wide receiver Malik Nabers in 2024. Nabers recorded 109 receptions for 1,204 yards and seven touchdowns. His 109 receptions set a new rookie record for wide receivers, as well as surpassed the Giants single-season franchise record set by Steve Smith in 2009 (107 receptions). Nabers (1,206 yards) and rookie running back Tyrone Tracy Jr. (1,123 yards) became just the third rookie duo in NFL history to surpass 1,000 yards from scrimmage.

Wan'Dale Robinson set new career highs in 2024, posting 93 receptions for 699 yards and three touchdowns. Robinson and Nabers became the first duo in Giants history to record 90+ receptions each in a single season and were the only pair of teammates to accomplish this in 2024.

The Giants' best offensive output of the season came in Week 17, in a 45-33 victory over the Colts. It was the most points scored by a Giants team since they scored 52 at the Saints on Nov. 1, 2015. Drew Lock completed 17-of-23 passes for 309 yards, four touchdowns and a career-high passer rating of 155.3. He also scored a rushing touchdown, making him the fifth player in NFL history to throw for 300+ yards, 4+ rushing touchdowns, 1+ rushing touchdown and a passer rating higher than 155 in a single game.

In 2023, Kafka directed an offense that improved and developed throughout the season despite a series of injuries at several positions. The Giants started three different quarterbacks as Daniel Jones played in only six games because of neck and knee injuries. Running back Saquon Barkley, tight end Darren Waller, tackles Andrew Thomas and Evan Neal, and center John Michael Schmitz were other frontline players who missed multiple games.

Despite the lineup shuffling, the Giants scored 25, 25, and 27 points in their final three games - against playoff teams Philadelphia and the Los Angeles Rams - three of their five highest point totals of the season.

Working with Kafka, a former quarterback, rookie Tommy DeVito started six games in Jones' absence and won half of them, leading the Giants to victories at Washington and in home games vs. New England and Green Bay. DeVito was the first Giants rookie quarterback to win three consecutive starts since Phil Simms won four in a row in 1979. He was just the third undrafted rookie quarterback since the 1970 merger to win three starts in a season, joining Ed Rubbert, who won three strike-replacement games for Washington in 1987, and Pittsburgh's Devlin Hodges in 2019.

DeVito was selected NFC Offensive Player of the Week after leading the Giants to a Monday night victory vs. the Packers. He completed 17 of 21 passes (season-high 81%) for 158 yards, one touchdown, and no interceptions for a passer rating of 113.9 and added 10 rushing attempts for 71 yards. In the 74 seasons since the NFL began tracking starting quarterbacks in 1950, DeVito became the first starter in league history to complete at least 80% of his passes, rush for 70+ yards, commit no turnovers, and take no sacks.

The Giants' offense significantly improved in Kafka's first season as coordinator. The team's 365 points were 107 more than they scored in

2021. They averaged 333.9 yards a game, an increase of 46.6 yards per game. One year after averaging 99.3 rushing yards a game and 4.0 yards per carry, the Giants finished fourth in the NFL with 148.2 rushing yards a game and fifth with 4.8 yards a carry. Their 352 first downs were 53 more than the previous season.

Jones had his finest statistical seasons while leading the Giants to their first playoff berth in six years. He completed 317-of-472 passes for 3,205 yards, all career highs. His 15 touchdown passes were the second-highest total of his career, and his five interceptions were a career low. Jones' passer rating was a career-best 92.5 and his 67.16 completion percentage was a Giants' single-season record. Jones led the NFL and set a franchise record by throwing an interception on just 1.1% of his passes (five in 472 throws).

In addition, Jones rushed for a Giants quarterback-record 708 yards and seven touchdowns on 120 carries, all the second-highest totals on the team.

Before coming to the Giants, Kafka spent five seasons as an assistant coach on Andy Reid's staff with the Kansas City Chiefs, the last two as the team's quarterbacks coach and passing game coordinator.

During Kafka's tenure in Kansas City, the Chiefs were one of the NFL's most successful teams and deployed one of the league's most prolific offenses. Patrick Mahomes became an NFL most valuable player and Tyreek Hill, Travis Kelce and Mecole Hardman developed into elite receivers.

In 2021, the Chiefs advanced to the AFC Championship Game for the fourth consecutive year, a streak in which they advanced to two Super Bowls, winning one. Kansas City finished fourth in the NFL in scoring (28.2 points a game) third in total yardage (396.8) and fourth in passing yardage (281.8). Mahomes threw for 4,839 yards - his fourth consecutive 4,000-yard season - and 37 touchdowns against just 13 interceptions. Wide receiver Hill and tight end Kelce combined for 203 catches, 2,364 yards and 11 touchdowns in the regular season, while Hardman added 59 receptions 692 yards and two scores. The trio combined to score seven touchdowns in three postseason games.

The previous year, Mahomes threw for 4,740 yards and 38 touchdowns to become just the seventh player in NFL history to throw for 4,500+ passing yards and 35+ touchdown passes multiple times in his career. The Chiefs' passing game ranked first in the league in yards-per-game (303.4), third in average gain per pass play (7.48) and tied for third in passing touchdowns.

In 2019, Mahomes threw 26 touchdown passes despite missing multiple games due to injury. He concluded that season by rallying the Chiefs from a 10-point fourth-quarter deficit to defeat San Francisco in Super Bowl LIV for their first title in 50 years. At 24 years and 138 days old, Mahomes became the youngest quarterback to be named Super Bowl MVP.

In Kafka's first year coaching Kansas City's quarterbacks in 2018, Mahomes was voted the league's MVP after becoming only the second quarterback to pass for over 5,000 yards and 50 touchdown passes in a season.

Kafka served as an offensive quality control coach in his first year with the Chiefs in 2017, when he mentored Mahomes during the quarterback's rookie season.

In 2016, Kafka served as an offensive graduate assistant at his alma mater, Northwestern University. With Kafka's assistance, the Wildcats averaged 398.2 yards per game and 26.0 points per game, and defeated Pittsburgh, 31-24, in the New Era Pinstripe Bowl in Yankee Stadium.

Prior to becoming a coach, Kafka enjoyed a six-year NFL playing career, primarily as a backup quarterback and practice squad member with several teams.

Kafka was a fourth-round choice in the 2010 NFL Draft (122nd overall) by the Philadelphia Eagles, then coached by Reid, who has held the same position with the Chiefs since 2013. He played in four games, all with the

2011 Eagles (he completed four of seven passes vs. the Giants on Sept. 25). Kafka also did stints with New England, Tampa Bay, and Minnesota, where he spent his final season in 2015.

Kafka played in 30 games at Northwestern, where he completed 408 of 637 passes (64.1%) for 4,265 yards with 19 touchdowns. He set single-game records in both passing yards (532 vs. Auburn, 2010) and rushing yards by a quarterback (217 vs. Minnesota, 2008). Additionally, his 3,725 yards of total offense as a senior in 2009 stands as the second-most in program history.


A product of Chicago's St. Rita High School, Kafka earned a degree in communication studies from Northwestern.

Mike and his wife, Alli, have three children, Ashton, Jackson, and Camden.

COACHING CAREER

2024-25	New York Giants	Assistant Head Coach/Offensive Coordinator
2022-23	New York Giants	Offensive Coordinator
2020-21	Kansas City Chiefs	Quarterbacks/Passing Game Coordinator
2018-19	Kansas City Chiefs	Quarterbacks
2017	Kansas City Chiefs	Offensive Quality Control
2016	Northwestern University	Offensive Graduate Assistant





SHANE  
BOWEN

DEFENSIVE COORDINATOR



Shane Bowen is in his second season as the Giants’ defensive coordinator, a position he previously held for three years with the Tennessee Titans (2021-23). He was promoted to coordinator in 2021 after spending his first three seasons with the Titans as outside linebackers coach.

Under Bowen’s guidance in 2024, the Giants defense tied for the third-most tackles for loss (96) and the eighth-most sacks (45) in the NFL. The last Giants defense to record 45 or more sacks in a season was in 2014 (47). Through the first seven games, Bowen’s defense recorded a league-leading 31 sacks, the second-most by a Giants team through seven games in franchise history. The Giants finished the season ranked third in the league in sacks per pass attempt, with an 8.95% mark. Defensive lineman Dexter Lawrence II was named to his third straight Pro Bowl after totaling a career-high 9.0 sacks in only 12 games.

In 2023, Bowen’s defense ranked first in the NFL in red zone scoring (allowed touchdowns on 37.7% of opponent drives inside the 20), goal-to-go scoring (42.9% resulted in touchdowns), and third-down conversation rate in the red zone (23.4%). In addition, Tennessee’s defense was seventh in the NFL in rushing defense, allowing 107.7 yards a game.

From 2021 to 2023, the Titans surrendered the fewest rushing yards in the NFL (89.7 per game) and a league-low 3.70 rushing yards per carry. They allowed 33 rushing touchdowns in that span; only the Baltimore Ravens and New England Patriots allowed fewer with 30 apiece. Tennessee’s opponents scored 106 touchdowns from scrimmage in Bowen’s three seasons as coordinator, the seventh-lowest total in the NFL.

Titans opponents averaged a league-low 80.7 rushing yards per game in 2021-22, when the defense allowed just two backs to run for 100 yards - one in each season.

In 2022, the Titans led the NFL in rushing defense for the first time since 2003, surrendering only 76.9 yards a contest, the second-best figure in franchise history (73.4 in 1960). That season, Tennessee ranked third in third-down defense, allowing a conversion rate of 34.2% (77 of 225). Bowen’s unit succeeded despite using an NFL-high 40 players on defense, including 28 starters, the league’s second-highest total.

In Bowen’s first season as defensive coordinator in 2021, the Titans ranked second in the NFL in rushing defense (84.6 yards a game). Jacksonville’s James Robinson was the only back that season to exceed 70 rushing yards against the Titans. Outside linebacker Harold Landry III (12.0 sacks) and defensive linemen Denico Autry (9.0 sacks) and Jeffery Simmons (8.5) were the NFL’s only trio with at least eight sacks each. In the divisional playoffs, the Titans set a franchise postseason record and

matched the NFL postseason record with nine sacks against the Cincinnati Bengals.

Landry, Simmons, and safety Kevin Byard were all named to the Pro Bowl following the 2021 campaign, with Byard adding first-team All-Pro honors. It was the first of two consecutive Pro Bowl nods for Simmons.

In 2020, Bowen added defensive play-caller to his responsibilities tutoring the outside linebackers. The Titans’ defense ranked seventh in the NFL with 23 takeaways, including 15 interceptions, which ranked seventh in the league and were the most by the Titans since 2012 (19).

Bowen joined the Titans after spending two seasons with the Houston Texans as a defensive assistant. In 2017, despite being beset by key injuries, the Texans ranked fifth in third-down defense and set a franchise record for fewest yards per carry by opponents (3.97). The previous year, Bowen was part of a coaching staff that produced the NFL’s top-ranked defense (301.3 yards allowed per game) for the first time in franchise history.

Bowen joined Kennesaw State University in 2013 as one of the first coaches to help launch the school’s new football program. The team’s inaugural season was 2015, and with Bowen serving as linebackers coach, the Owls went 6-5 in the Big South Conference.

Bowen spent the 2012 campaign as a defensive graduate assistant at Ohio State. He assisted with the defensive line, a unit that produced two first-team All-Big Ten selections, and the conference’s Defensive Player of the Year, outside linebacker John Simon. The Buckeyes concluded the year with a 12-0 mark and ranked No. 3 nationally.

Bowen began his coaching career in 2009 as a student assistant at Georgia Tech after an injury ended his playing career during his junior season. He assisted with the linebackers before becoming an offensive graduate assistant, a position he held for two years.

A three-year letterman at outside linebacker for Georgia Tech, Bowen started 10 games and played in 38 consecutive games. He helped the Yellow Jackets win Atlantic Coast Conference Coastal Division titles in 2006 and 2008. The team also played in three consecutive bowl games.

Bowen, named to the Dean’s List three times while at Georgia Tech, earned a Bachelor of Science degree in business management in 2009, and a master’s degree in workforce development and education from Ohio State in 2014.

A native of Pickerington, Ohio, Shane and his wife, Courtney, have a daughter, Harper Belle, and a son, Brooks.

COACHING CAREER

2024-25	New York Giants	Defensive Coordinator
2021-23	Tennessee Titans	Defensive Coordinator
2018-20	Tennessee Titans	Outside Linebackers
2016-17	Houston Texans	Defensive Assistant
2013-15	Kennesaw State	Linebackers
2012	Ohio State	Defensive Graduate Assistant
2010-11	Georgia Tech	Offensive Graduate Assistant
2009	Georgia Tech	Assistant Linebackers





MICHAEL  
**GHOBRIAL**

SPECIAL TEAMS COORDINATOR



GIANTS  
SINCE 1960  
BIG BLUE  
G-M-E-N

Michael Ghobrial is in his second season as the Giants’ special teams coordinator. He spent 2021-23 as an assistant coordinator on the Jets’ staff and before that was a special teams coordinator on the collegiate level for five years.

In Ghobrial’s first season leading the Giants’ special teams, two players earned NFC Special Teams Player of the Week honors. Isaiah Simmons was named the Week 5 recipient after he blocked Seattle’s 47-yard game-tying field goal attempt. Wide receiver Bryce Ford-Wheaton caught the batted ball and returned it 60 yards for the clinching touchdown. Ihmir Smith-Marsette was the second Giant to earn the honor after he returned a kickoff 100 yards for a touchdown in the Week 17 victory over Indianapolis. Smith-Marsette’s score marked the Giants’ first kickoff return touchdown since Oct. 25, 2015.

In 2023, the Jets’ kickoff coverage was the NFL’s best, allowing an average of just 15.3 yards a return. Their opponents’ 40.4-yard net punting average ranked seventh in the NFL. Kicker Greg Zuerlein made 35 of 38 field goal attempts, including five-of-six from 50+ yards, a .921 percentage, and scored 120 points. Rookie Xavier Gipson was second in the league with a 23.2-yard kickoff return average and tied for 12th with a 9.7-yard punt return average, including a game-winning 65-yard touchdown in the season opener vs. Buffalo. Ashtyn Davis was among the league leaders with 12 special teams tackles (nine solo) and forced and recovered a fumble.

The previous season, special teams captain Justin Hardee was selected to his first Pro Bowl after posting a career-high 14 tackles. He became just

the sixth Jets special teamer to be selected to the Pro Bowl since 1970 and the only core special teamer. Two of the six were chosen during Ghobrial’s tenure. Zuerlein kicked three of the four longest field goals in franchise history and became one of four Jets to convert multiple field goals of 55+ yards as a Jet.

In 2021, the Jets were the only team in the league to finish in the top five in both kickoff (27.4 yards) and punt return (12.1 yards) average. Wide receiver/return specialist Braxton Berrios was selected as an All-Pro after he led the NFL with a 30.4-yard kickoff return average and finished second with a 13.4-yard punt return average.

Prior to joining the Jets, Ghobrial served as the special teams coordinator at Washington State (2020), Hawai’i (2018-19) and Tarleton State (2016-17). Following his first season at Tarleton State, he spent training camp with the Detroit Lions as part of the Bill Walsh Diversity Coaching Fellowship.

Ghobrial began his coaching career at his alma mater, UCLA, first as an undergrad assistant (2009-10), then a quality control coach (2011) and finally as a graduate assistant (2012-13). Following his time with the Bruins, he coached at Syracuse (2014) and Colorado Mesa (2015), serving as the team’s co-special teams coordinator in addition to coaching the defensive line and outside linebackers.


Ghobrial played defensive end for two seasons at UCLA, where he earned his bachelor’s degree in history and a master’s degree in social science and comparative education.

COACHING CAREER

2024-25	New York Giants	Special Teams Coordinator
2021-23	New York Jets	Assistant Special Teams Coordinator
2020	Washington State University	Special Teams Coordinator
2018-19	University of Hawai’i	Special Teams Coordinator
2017	Detroit Lions	Bill Walsh Diversity Coaching Fellowship
2016-17	Tarleton State University	ST Coordinator/DL/OLBs
2015	Colorado Mesa University	Co-ST Coordinator/DL/OLBs
2014	Syracuse University	Graduate Assistant
2012-13	UCLA	Graduate Assistant
2011	UCLA	Quality Control
2009-10	UCLA	Undergraduate Assistant



**Laura Young**  
Director of Coaching  
Operations  
Coaches




**Cam Achord**  
Assistant Special Teams Coach  
Coaches




**Mike Adams**  
Assistant Secondary Coach  
Coaches



**Ladell Betts**  
Running Backs Coach  
Coaches




**Carmen Bricillo**  
Offensive Line Coach  
Coaches




**Troy Brown**  
Offensive Assistant, Minority  
Coaching Fellow  
Coaches



**Charlie Bullen**  
Outside Linebackers Coach  
Coaches



**Jeff Burris**  
Cornerbacks Coach  
Coaches



**Bryan Cox**  
Assistant Defensive Line Coach  
Coaches



**John Egorugwu**  
Inside Linebackers Coach  
Coaches



**James Ferentz**  
Assistant Offensive Line Coach  
Coaches




**Steve Ferentz**  
Defensive Assistant  
Coaches



**Mike Groh**  
Wide Receivers Coach  
Coaches



**Chad Hall**  
Assistant Quarterbacks Coach  
Coaches



**Tim Kelly**  
Tight Ends Coach  
Coaches



**Cade Knox**  
Offensive Assistant/Game  
Manager  
Coaches



**Marquand Manuel**  
Secondary Coach/Pass Game  
Coordinator  
Coaches



**Grant Morgan**  
Defensive Assistant  
Coaches



**Andre Patterson**  
Defensive Line Coach  
Coaches



**Stephen Thomas**  
Assistant Special Teams Coach  
Coaches



**Shea Tierney**  
Offensive Passing Game  
Coordinator, Quarterbacks  
Coach  
Coaches



# ROSTER BREAKDOWN

GIANTS

SINCE 1925

NEW YORK FOOTBALL GIANTS

BIG BLUE

G-MEN

# GIANTS



NO.	NAME	POS	HT	WT	DOB	EXP	COLLEGE	HOMETOWN	HOW ACQ
<b>Active (53)</b>									
21	Adebo, Paulson	CB	6-1	192	7/3/1999	5	Stanford	Mansfield, Texas	FA-'25
91	Alexander, Darius	DL	6-4	310	8/26/2000	R	Toledo	Fort Wayne, Ind.	D3-'25
2	Banks, Deonte	CB	6-2	200	3/3/2001	3	Maryland	Baltimore, Md.	D1-'23
82	Bellinger, Daniel	TE	6-6	255	9/22/2000	4	San Diego State	Las Vegas, Nev.	D4-'22
24	Belton, Dane	S	6-1	190	12/7/2000	4	Iowa	Tampa, Fla.	D4-'22
38	Black, Korie	CB	6-0	190	6/2/2002	R	Oklahoma State	Waco, Texas	D7-'25
34	Brade, Beau	S	6-0	209	1/29/2002	2	Maryland	Clarksville, MD	W(BAL)-'25
0	Burns, Brian	OLB	6-5	250	4/23/1998	7	Florida State	Fort Lauderdale, Fla.	T(CAR)-'24
51	Carter, Abdul	OLB	6-3	252	10/3/2003	R	Penn State	Philadelphia, Pa.	D1-'25
81	Collins, Beaux	WR	6-3	206	12/16/2002	R	Notre Dame	Los Angeles, Calif.	UDFA-'25
6	Dart, Jaxson	QB	6-2	223	5/13/2003	R	Mississippi	Kaysville, Utah	D1-'25
98	Davidson, D.J.	DL	6-5	320	9/19/1997	4	Arizona State	Mesa, Ariz.	D5-'22
52	Dimukeje, Victor	OLB	6-2	262	11/18/1999	5	Duke	Baltimore, Md.	FA-'25
72	Elumunor, Jermaine	OL	6-4	338	12/13/1994	9	Texas A&M	London, England	FA-'24
86	Fidone II, Thomas	TE	6-6	255	9/20/2002	R	Nebraska	Council Bluffs, Iowa	D7-'25
33	Flannigan-Fowles, Demetrius	LB	6-2	223	9/4/1996	6	Arizona	Tucson, Ariz.	FA-'25
28	Flott, Cor'Dale	CB	6-2	175	8/24/2001	4	LSU	Saraland, Ala.	D3-'22
9	Gano, Graham	K	6-2	202	4/9/1987	16	Florida State	Arbroath, Scotland	FA-'20
12	Gillan, Jamie	P	6-1	207	7/4/1997	7	Arkansas-Pine Bluff	Inverness, Scotland	FA-'22
57	Golston, Chauncey	DL	6-5	277	2/10/1998	5	Iowa	Detroit, Mich.	FA-'25
23	Green, Art	CB	6-2	200	4/29/2000	2	Houston	Chesterfield, Mo.	FA-'24
47	Hewitt, Neville	LB	6-2	234	4/6/1993	11	Marshall	Conyers, Ga.	FA-'25
8	Holland, Jevón	S	6-1	207	3/3/2000	5	Oregon	Coquitlam, British Columbia	FA-'25
55	Hudson III, James	OL	6-5	313	5/13/1999	5	Cincinnati	Toledo, Ohio	FA-'25
13	Hyatt, Jalin	WR	6-0	185	9/24/2001	3	Tennessee	Irmo, S.C.	D3-'23
84	Johnson, Theo	TE	6-6	264	2/26/2001	2	Penn State	Windsor, Ontario	D4-'24
31	Jones, Nic	CB	6-0	189	10/15/2001	2	Ball State	Detroit, Mich.	FA-'25
59	Kreiter, Casey	LS	6-1	250	8/13/1990	10	Iowa	DeWitt, Iowa	FA-'20
97	Lawrence II, Dexter	DL	6-4	340	11/12/1997	7	Clemson	Wake Forest, N.C.	D1-'19
85	Manhertz, Chris	TE	6-6	235	4/10/1992	10	Canisius	Bronx, N.Y.	FA-'24
71	Mbow, Marcus	OL	6-5	300	4/2/2003	R	Purdue	Milwaukee, Wis.	D5-'25
53	Muasau, Darius	ILB	6-0	234	2/10/2001	2	UCLA	Ewa Beach, Hawaii	D6-'24
73	Neal, Evan	OL	6-7	340	9/19/2000	4	Alabama	Okeechobee, Fla.	D1-'22
27	Nubin, Tyler	S	6-2	210	6/14/2001	2	Minnesota	St. Charles, Ill.	D2-'24
93	Núñez-Roches Sr., Rakeem	DL	6-2	305	7/3/1993	11	Southern Miss	Phenix City, Ala.	FA-'23
58	Okereke, Bobby	ILB	6-2	235	7/29/1996	7	Stanford	Santa Ana, Calif.	FA-'23
80	Olszewski, Gunner	WR	6-0	190	11/26/1996	7	Bemidji State	Alvin, Texas	FA-'25
22	Phillips, Dru	CB	5-11	180	11/30/2001	2	Kentucky	Mauldin, S.C.	D3-'24
95	Robertson-Harris, Roy	DT	6-7	300	7/23/1993	9	Texas-El Paso	Oakland, Calif.	FA-'25
17	Robinson, Wan'Dale	WR	5-8	185	1/5/2001	4	Kentucky	Frankfort, Ky.	D2-'22
76	Runyan Jr., Jon	G	6-4	307	8/8/1997	6	Michigan	Philadelphia, Pa.	FA-'24
65	Schlottmann, Austin	OL	6-6	300	9/18/1995	7	TCU	Brenham, Texas	FA-'24
61	Schmitz Jr., John Michael	C	6-4	320	3/19/1999	3	Minnesota	Flossmoor, Ill.	D2-'23
26	Singleton, Devin	RB	5-7	203	9/3/1997	7	Florida Atlantic	Deerfield Beach, Fla.	FA-'24
44	Skattebo, Cam	RB	5-11	215	2/5/2002	R	Arizona State	Rio Linda, Calif.	D4-'25
18	Slayton, Darius	WR	6-1	198	1/12/1997	7	Auburn	Norcross, Ga.	D5-'19
64	Stinnie, Aaron	OL	6-3	312	2/18/1994	8	James Madison	Charlottesville, Va.	FA-'24
5	Thibodeaux, Kayvon	OLB	6-5	258	12/15/2000	4	Oregon	South Central Los Angeles, Calif.	D1-'22
78	Thomas, Andrew	T	6-5	315	1/22/1999	6	Georgia	Lithonia, Ga.	D1-'20
29	Tracy Jr., Tyrone	RB	5-11	210	11/23/1999	2	Purdue	Indianapolis, Ind.	D5-'24
74	Van Roten, Greg	G	6-4	295	2/26/1990	11	Pennsylvania	Mineola, N.Y.	FA-'24
3	Wilson, Russell	QB	5-11	206	11/29/1988	14	Wisconsin	Richmond, VA	FA-'25
19	Winston, Jameis	QB	6-4	231	1/6/1994	11	Florida State	Bessemer, Ala.	FA-'25
<b>Active/PUP (1)</b>									
20	Gray, Eric	RB	5-10	211	11/4/1999	3	Oklahoma	Memphis, Tenn.	D5-'23
<b>Injured Reserve - Designated For Return (1)</b>									
75	Ezeudu, Joshua	OL	6-4	310	9/19/1999	4	North Carolina	Lawrenceville, Ga.	D3-'22
<b>Injured Reserve (6)</b>									
49	Board, Chris	LB	6-2	229	7/23/1995	8	North Dakota State	Orlando, Fla.	FA-'25
88	Ford-Wheaton, Bryce	WR	6-3	220	3/9/2000	3	West Virginia	Fuquay-Varina, N.C.	FA-'23
41	McFadden, Micah	ILB	6-2	232	1/3/2000	4	Indiana	Tampa, Fla.	D5-'22
30	Moore, TJ	CB	6-0	185	12/15/2001	R	Mercer	Riverdale, Ga.	FA-'25
1	Nabers, Malik	WR	6-0	200	7/28/2003	2	LSU	Youngsville, La.	D1-'24
35	Payton, Rico	CB	6-0	182	11/28/1999	2	Pittsburg State		W(NO)-'25
<b>Practice Squad (17)</b>									
46	Barnes, Zaire	LB	6-1	227	9/3/1999	2	Western Michigan	Mundelein, Ill.	FA-'25
83	Cambre, Dalen	WR	6-0	192	4/10/2001	R	Louisiana	Lafayette, La.	FA-'25
94	Chatman, Elijah	DL	6-0	278	12/5/2000	2	Southern Methodist	Shreveport, La.	FA-'24
45	Fox, Tomon	OLB	6-2	245	3/16/1998	3	North Carolina	Lawrenceville, Ga.	FA-'22
90	Garcia, Elijah	DL	6-5	302	3/11/1998	2	Rice	San Antonio, Tex.	FA-'24
67	Holskey, Reid	OL	6-6	310	1/3/2002	R	Miami (OH)	Pataskala, Ohio	FA-'25
60	Hudson, Bryan	C	6-5	305	1/11/2001	1	Louisville	Georgetown, Ky.	FA-'24
89	Humphrey, Lil'Jordan	WR	6-4	225	4/19/1998	7	Texas	Southlake, Texas	FA-'25
37	Koo, Younghoe	K	5-10	195	8/3/1994	8	Georgia Southern	Ridgewood, N.J.	FA-'25
63	Kubas, Jake	G	6-4	308	8/13/2000	2	North Dakota State	Dickinson, N.D.	UDFA-'24
43	Layne, Raheem	S	5-11	192	7/2/1999	3	Indiana	Deland, Fla.	FA-'24
99	McAtamney, Jude	K	6-2	205	5/9/2000	1	Rutgers	Derry, Ireland	FA-'25
39	McCloud III, Ray-Ray	WR	5-9	185	10/15/1996	8	Clemson	Tampa, Fla.	FA-'25
25	Miller, Dante	RB	5-9	200	5/14/1999	1	South Carolina	Rockingham, N.C.	UDFA-'24
99	Riley, Jordan	DL	6-5	315	5/19/1998	3	Oregon	New Bern, N.C.	D7-'23
87	Smith-Marsette, Ihmir	WR	6-1	185	8/29/1999	5	Iowa	Newark, N.J.	FA-'24
88	Wells Jr., Juice	WR	6-0	205	4/2/2001	R	Mississippi	Richmond, Va.	FA-'25



NO.	NAME	POS	HT	WT	DOB	EXP	COLLEGE	HOMETOWN	HOW ACQ
<b>Active (53)</b>									
0	Burns, Brian	OLB	6-5	250	4/23/1998	7	Florida State	Fort Lauderdale, Fla.	T(CAR)-'24
2	Banks, Deonte	CB	6-2	200	3/3/2001	3	Maryland	Baltimore, Md.	D1-'23
3	Wilson, Russell	QB	5-11	206	11/29/1988	14	Wisconsin	Richmond, VA	FA-'25
5	Thibodeaux, Kayvon	OLB	6-5	258	12/15/2000	4	Oregon	South Central Los Angeles, Calif.	D1-'22
6	Dart, Jaxson	QB	6-2	223	5/13/2003	R	Mississippi	Kaysville, Utah	D1-'25
8	Holland, Jevón	S	6-1	207	3/3/2000	5	Oregon	Coquillam, British Columbia	FA-'25
9	Gano, Graham	K	6-2	202	4/9/1987	16	Florida State	Arbroath, Scotland	FA-'20
12	Gillan, Jamie	P	6-1	207	7/4/1997	7	Arkansas-Pine Bluff	Inverness, Scotland	FA-'22
13	Hyatt, Jalin	WR	6-0	185	9/24/2001	3	Tennessee	Irmo, S.C.	D3-'23
17	Robinson, Wan'Dale	WR	5-8	185	1/5/2001	4	Kentucky	Frankfort, Ky.	D2-'22
18	Slayton, Darius	WR	6-1	198	1/12/1997	7	Auburn	Norcross, Ga.	D5-'19
19	Winston, Jameis	QB	6-4	231	1/6/1994	11	Florida State	Bessemer, Ala.	FA-'25
21	Adebo, Paulson	CB	6-1	192	7/3/1999	5	Stanford	Mansfield, Texas	FA-'25
22	Phillips, Dru	CB	5-11	180	11/30/2001	2	Kentucky	Mauldin, S.C.	D3-'24
23	Green, Art	CB	6-2	200	4/29/2000	2	Houston	Chesterfield, Mo.	FA-'24
24	Belton, Dane	S	6-1	190	12/7/2000	4	Iowa	Tampa, Fla.	D4-'22
26	Singleton, Devin	RB	5-7	203	9/3/1997	7	Florida Atlantic	Deerfield Beach, Fla.	FA-'24
27	Nubin, Tyler	S	6-2	210	6/14/2001	2	Minnesota	St. Charles, Ill.	D2-'24
28	Flott, Cor'Dale	CB	6-2	175	8/24/2001	4	LSU	Saraland, Ala.	D3-'22
29	Tracy Jr., Tyrone	RB	5-11	210	11/23/1999	2	Purdue	Indianapolis, Ind.	D5-'24
31	Jones, Nic	CB	6-0	189	10/15/2001	2	Ball State	Detroit, Mich.	FA-'25
33	Flannigan-Fowles, Demetrius	LB	6-2	223	9/4/1996	6	Arizona	Tucson, Ariz.	FA-'25
34	Brade, Beau	S	6-0	209	1/29/2002	2	Maryland	Clarksville, MD	W(BAL)-'25
38	Black, Korie	CB	6-0	190	6/2/2002	R	Oklahoma State	Waco, Texas	D7-'25
44	Skattebo, Cam	RB	5-11	215	2/5/2002	R	Arizona State	Rio Linda, Calif.	D4-'25
47	Hewitt, Neville	LB	6-2	234	4/6/1993	11	Marshall	Conyers, Ga.	FA-'25
51	Carter, Abdul	OLB	6-3	252	10/3/2003	R	Penn State	Philadelphia, Pa.	D1-'25
52	Dimukeje, Victor	OLB	6-2	262	11/18/1999	5	Duke	Baltimore, Md.	FA-'25
53	Muasau, Darius	ILB	6-0	234	2/10/2001	2	UCLA	Ewa Beach, Hawaii	D6-'24
55	Hudson III, James	OL	6-5	313	5/13/1999	5	Cincinnati	Toledo, Ohio	FA-'25
57	Golston, Chauncey	DL	6-5	277	2/10/1998	5	Iowa	Detroit, Mich.	FA-'25
58	Okereke, Bobby	ILB	6-2	235	7/29/1996	7	Stanford	Santa Ana, Calif.	FA-'23
59	Kreiter, Casey	LS	6-1	250	8/13/1990	10	Iowa	DeWitt, Iowa	FA-'20
61	Schmitz Jr., John Michael	C	6-4	320	3/19/1999	3	Minnesota	Flossmoor, Ill.	D2-'23
64	Stinnie, Aaron	OL	6-3	312	2/18/1994	8	James Madison	Charlottesville, Va.	FA-'24
65	Schlotmann, Austin	OL	6-6	300	9/18/1995	7	TCU	Brenham, Texas	FA-'24
71	Mbow, Marcus	OL	6-5	300	4/2/2003	R	Purdue	Milwaukee, Wis.	D5-'25
72	Elumunor, Jermaine	OL	6-4	338	12/13/1994	9	Texas A&M	London, England	FA-'24
73	Neal, Evan	OL	6-7	340	9/19/2000	4	Alabama	Okeechobee, Fla.	D1-'22
74	Van Roten, Greg	G	6-4	295	2/26/1990	11	Pennsylvania	Mineola, N.Y.	FA-'24
76	Runyan Jr., Jon	G	6-4	307	8/8/1997	6	Michigan	Philadelphia, Pa.	FA-'24
78	Thomas, Andrew	T	6-5	315	1/22/1999	6	Georgia	Lithonia, Ga.	D1-'20
80	Olczewski, Gunner	WR	6-0	190	11/26/1996	7	Bemidji State	Alvin, Texas	FA-'25
81	Collins, Beaux	WR	6-3	206	12/16/2002	R	Notre Dame	Los Angeles, Calif.	UDFA-'25
82	Bellinger, Daniel	TE	6-6	255	9/22/2000	4	San Diego State	Las Vegas, Nev.	D4-'22
84	Johnson, Theo	TE	6-6	264	2/26/2001	2	Penn State	Windsor, Ontario	D4-'24
85	Manhertz, Chris	TE	6-6	235	4/10/1992	10	Canisius	Bronx, N.Y.	FA-'24
86	Fidone II, Thomas	TE	6-6	255	9/20/2002	R	Nebraska	Council Bluffs, Iowa	D7-'25
91	Alexander, Darius	DL	6-4	310	8/26/2000	R	Toledo	Fort Wayne, Ind.	D3-'25
93	Nuñez-Roches Sr., Rakeem	DL	6-2	305	7/3/1993	11	Southern Miss	Phenix City, Ala.	FA-'23
95	Robertson-Harris, Roy	DT	6-7	300	7/23/1993	9	Texas-El Paso	Oakland, Calif.	FA-'25
97	Lawrence II, Dexter	DL	6-4	340	11/12/1997	7	Clemson	Wake Forest, N.C.	D1-'19
98	Davidson, D.J.	DL	6-5	320	9/19/1997	4	Arizona State	Mesa, Ariz.	D5-'22
<b>Active/PUP (1)</b>									
20	Gray, Eric	RB	5-10	211	11/4/1999	3	Oklahoma	Memphis, Tenn.	D5-'23
<b>Injured Reserve - Designated For Return (1)</b>									
75	Ezeudu, Joshua	OL	6-4	310	9/19/1999	4	North Carolina	Lawrenceville, Ga.	D3-'22
<b>Injured Reserve (6)</b>									
1	Nabers, Malik	WR	6-0	200	7/28/2003	2	LSU	Youngsville, La.	D1-'24
30	Moore, TJ	CB	6-0	185	12/15/2001	R	Mercer	Riverdale, Ga.	FA-'25
35	Payton, Rico	CB	6-0	182	11/28/1999	2	Pittsburg State		W(INO)-'25
41	McFadden, Micah	ILB	6-2	232	1/3/2000	4	Indiana	Tampa, Fla.	D5-'22
49	Board, Chris	LB	6-2	229	7/23/1995	8	North Dakota State	Orlando, Fla.	FA-'25
88	Ford-Wheaton, Bryce	WR	6-3	220	3/9/2000	3	West Virginia	Fuquay-Varina, N.C.	FA-'23
<b>Practice Squad (17)</b>									
25	Miller, Dante	RB	5-9	200	5/14/1999	1	South Carolina	Rockingham, N.C.	UDFA-'24
37	Kao, Younghoe	K	5-10	195	8/3/1994	8	Georgia Southern	Ridgewood, N.J.	FA-'25
39	McCloud III, Ray-Ray	WR	5-9	185	10/15/1996	8	Clemson	Tampa, Fla.	FA-'25
43	Layne, Raheem	S	5-11	192	7/2/1999	3	Indiana	Deland, Fla.	FA-'24
45	Fox, Tomon	OLB	6-2	245	3/16/1998	3	North Carolina	Lawrenceville, Ga.	FA-'22
46	Barnes, Zaire	LB	6-1	227	9/3/1999	2	Western Michigan	Mundelein, Ill.	FA-'25
60	Hudson, Bryan	C	6-5	305	1/11/2001	1	Louisville	Georgetown, Ky.	FA-'24
63	Kubas, Jake	G	6-4	308	8/13/2000	2	North Dakota State	Dickinson, N.D.	UDFA-'24
67	Holskey, Reid	OL	6-6	310	1/3/2002	R	Miami (OH)	Pataskala, Ohio	FA-'25
83	Cambre, Dalen	WR	6-0	192	4/10/2001	R	Louisiana	Lafayette, La.	FA-'25
87	Smith-Marsette, Ihmir	WR	6-1	185	8/29/1999	5	Iowa	Newark, N.J.	FA-'24
88	Wells Jr., Juice	WR	6-0	205	4/2/2001	R	Mississippi	Richmond, Va.	FA-'25
89	Humphrey, Lil'Jordan	WR	6-4	225	4/19/1998	7	Texas	Southlake, Texas	FA-'25
90	Garcia, Elijah	DL	6-5	302	3/11/1998	2	Rice	San Antonio, Tex.	FA-'24
94	Chatman, Elijah	DL	6-0	278	12/5/2000	2	Southern Methodist	Shreveport, La.	FA-'24
99	Riley, Jordan	DL	6-5	315	5/19/1998	3	Oregon	New Bern, N.C.	D7-'23
99	McAtamney, Jude	K	6-2	205	5/9/2000	1	Rutgers	Derry, Ireland	FA-'25

## QUARTERBACKS (3)

3 Wilson, Russell ..... QB  
19 Winston, Jameis ..... QB

## RUNNING BACKS (3)

26 Singletary, Devin ..... RB  
44 Skattebo, Cam ..... RB

## WIDE RECEIVERS (5)

13 Hyatt, Jalin ..... WR  
18 Slayton, Darius ..... WR  
81 Collins, Beaux ..... WR

## TIGHT ENDS (4)

82 Bellinger, Daniel ..... TE  
85 Manhertz, Chris ..... TE

## OFFENSIVE LINE (10)

55 Hudson III, James ..... OL  
64 Stinnie, Aaron ..... OL  
71 Mbow, Marcus ..... OL  
73 Neal, Evan ..... OL  
76 Runyan Jr., Jon ..... G

## LINEBACKERS (8)

0 Burns, Brian ..... OLB  
33 Flannigan-Fowles, Demetrius ..... LB  
51 Carter, Abdul ..... OLB  
53 Muasau, Darius ..... ILB

## DEFENSIVE BACKS (11)

2 Banks, Deonte ..... CB  
21 Adebo, Paulson ..... CB  
23 Green, Art ..... CB  
27 Nubin, Tyler ..... S  
31 Jones, Nic ..... CB  
38 Black, Korie ..... CB

## DEFENSIVE LINE (6)

57 Golston, Chauncey ..... DL  
93 Nuñez-Roches Sr., Rakeem ..... DL  
97 Lawrence II, Dexter ..... DL

## SPECIALISTS (3)

9 Gano, Graham ..... K  
59 Kreiter, Casey ..... LS

6 Dart, Jaxson ..... QB

29 Tracy Jr., Tyrone ..... RB

17 Robinson, Wan'Dale ..... WR  
80 Olszewski, Gunner ..... WR

84 Johnson, Theo ..... TE  
86 Fidone II, Thomas ..... TE

61 Schmitz Jr., John Michael ..... C  
65 Schlottmann, Austin ..... OL  
72 Eluemunor, Jermaine ..... OL  
74 Van Rooyen, Greg ..... G  
78 Thomas, Andrew ..... T

5 Thibodeaux, Kayvon ..... OLB  
47 Hewitt, Neville ..... LB  
52 Dimukeje, Victor ..... OLB  
58 Okereke, Bobby ..... ILB

8 Holland, Jevón ..... S  
22 Phillips, Dru ..... CB  
24 Belton, Dane ..... S  
28 Flott, Cor'Dale ..... CB  
34 Brade, Beau ..... S

91 Alexander, Darius ..... DL  
95 Robertson-Harris, Roy ..... DT  
98 Davidson, D.J. ..... DL

12 Gillan, Jamie ..... P

## 2025 NEW YORK GIANTS UNOFFICIAL DEPTH CHART

Underlined = Rookie; **BOLD** = Starter

## BASE OFFENSE

WR	13	Jalin Hyatt	81 <u>Beaux Collins</u>		
WR	17	Wan'Dale Robinson	80 Gunner Olszewski		
RT	72	Jermaine Eluemunor	71 <u>Marcus Mbow</u>		
RG	74	Greg Van Roten	73 Evan Neal		
C	61	John Michael Schmitz Jr.	65 Austin Schlottmann		
LG	76	Jon Runyan Jr.	64 Aaron Stinnie		
LT	78	Andrew Thomas	55 James Hudson III		
RB	29	Tyrone Tracy Jr.	26 Devin Singletary	44 <u>Cam Skattebo</u>	
WR	18	Darius Slayton	81 <u>Beaux Collins</u>		
TE	84	Theo Johnson	82 Daniel Bellinger	85 Chris Manhertz	86 <u>Thomas Fidone II</u>
QB	6	<u>Jaxson Dart</u>	3 Russell Wilson	19 Jameis Winston	

## BASE DEFENSE

DE	5	Kayvon Thibodeaux	57 Chauncey Golston	52 Victor Dimukeje	
NT	97	Dexter Lawrence II	98 D.J. Davidson		
DT	93	Rakeem Núñez-Roches Sr.	95 Roy Robertson-Harris	91 <u>Darius Alexander</u>	
OLB	0	Brian Burns	51 <u>Abdul Carter</u>		
ILB	58	Bobby Okereke	33 Demetrius Flannigan-Fowles		
ILB	53	Darius Muasau	47 Neville Hewitt		
NICKEL	22	Dru Phillips	31 Nic Jones		
CB	21	Paulson Adebo	23 Art Green		
S	27	Tyler Nubin	24 Dane Belton		
S	8	Jevón Holland	34 Beau Brade		
CB	28	Cor'Dale Flott/2 Deonte Banks	38 Korie Black		

## SPECIALISTS

LS	59	Casey Kreiter			
H	12	Jamie Gillan			
P	12	Jamie Gillan			
PR	80	Gunner Olszewski	17 Wan'Dale Robinson		
KOR	80	Gunner Olszewski	17 Wan'Dale Robinson	26 Devin Singletary	29 Tyrone Tracy Jr.
K	9	Graham Gano			

**GIANTS**

**LEGEND:**  
CAPS=Starter, P=Player was a substitution, N=On Inactive List, X=Did Not Play (Non-injury), IR=Injured Reserve, PUP=Active/PUP, PS=Practice Squad, R/PUP=Reserved/PUP, IRD=Injured Reserve - Designated For Return, NOT=Not on Roster, ^=With Other Team





2025 REGULAR SEASON										
OFFENSE										
DATE	OPPONENT	WR	TE	LT	LG	C	RG	RT	QB	RB
9/7	at Washington	Nabers/ Slayton	Johnson/ Manhertz	Hudson III	Runyan Jr.	Schmitz Jr.	Van Roten	Eluemunor	Wilson	Tracy Jr.
9/14	at Dallas	Nabers/ Robinson/ Slayton	Johnson	Hudson III	Runyan Jr.	Schmitz Jr.	Van Roten	Eluemunor	Wilson	Singletary
9/21	Kansas City	Nabers/ Robinson	Johnson/ Manhertz	Thomas	Runyan Jr.	Schmitz Jr.	Van Roten	Eluemunor	Wilson	Tracy Jr.
9/28	L.A. Chargers	Nabers/ Robinson/ Slayton	Johnson	Thomas	Runyan Jr.	Schmitz Jr.	Van Roten	Eluemunor	<u>Dart</u>	<u>Skattebo</u>
10/5	at New Orleans	Robinson/ Slayton	Johnson/ Bellinger	Thomas	Runyan Jr.	Schmitz Jr.	Van Roten	Eluemunor	<u>Dart</u>	<u>Skattebo</u>
10/9	Philadelphia	Humphrey/ Robinson	Johnson/ Bellinger	Thomas	Runyan Jr.	Schmitz Jr.	Van Roten	Eluemunor	<u>Dart</u>	<u>Skattebo</u>
10/19	at Denver	Humphrey/ Robinson	Johnson/ Bellinger	Thomas	Runyan Jr.	Schlottmann	Van Roten	Eluemunor	<u>Dart</u>	<u>Skattebo</u>
10/26	at Philadelphia	Robinson/ Slayton	Johnson/ Bellinger	Thomas	Runyan Jr.	Schmitz Jr.	Van Roten	Eluemunor	<u>Dart</u>	<u>Skattebo</u>
11/2		--	--	--	--	--	--	--	--	--
11/9		--	--	--	--	--	--	--	--	--
11/16		--	--	--	--	--	--	--	--	--
11/23		--	--	--	--	--	--	--	--	--
12/1		--	--	--	--	--	--	--	--	--
12/14		--	--	--	--	--	--	--	--	--
12/21		--	--	--	--	--	--	--	--	--
12/27		--	--	--	--	--	--	--	--	--
1/4		--	--	--	--	--	--	--	--	--

2025 REGULAR SEASON						
DEFENSE						
DATE	OPPONENT	DL	OLB	ILB	CB	S
9/7	at Washington	Lawrence II/ Robertson-Harris	Burns/ Thibodeaux	McFadden/ Okereke	Adebo/ Flott/ Phillips	Holland/ Nubin
9/14	at Dallas	Lawrence II/ Robertson-Harris	Burns/ Thibodeaux	Muasau/ Okereke	Adebo/ Flott/ Phillips	Holland/ Nubin
9/21	Kansas City	Lawrence II/ Robertson-Harris	Burns/ Thibodeaux	Okereke/ <u>Carter</u>	Adebo/ Flott/ Phillips	Holland/ Nubin
9/28	L.A. Chargers	<u>Alexander</u> / Lawrence II/ Robertson-Harris	Burns/ Thibodeaux	Muasau/ Okereke	Adebo/ Flott	Holland/ Nubin
10/5	at New Orleans	Lawrence II/ Nuñez-Roches Sr./ Robertson-Harris	Burns/ Thibodeaux	Muasau/ Okereke	Adebo/ Flott	Holland/ Nubin
10/9	Philadelphia	Lawrence II/ Robertson-Harris	Burns/ Thibodeaux	Muasau/ Okereke	Adebo/ Flott/ Phillips	Holland/ Nubin
10/19	at Denver	Lawrence II/ Robertson-Harris	Burns/ Thibodeaux	Muasau/ Okereke	Adebo/ Flott/ Phillips	Holland/ Nubin
10/26	at Philadelphia	Lawrence II/ Nuñez-Roches Sr./ Robertson-Harris	Burns/ Thibodeaux	Muasau/ Okereke	Flott/ Banks	Belton/ Nubin
11/2		--	--	--	--	--
11/9		--	--	--	--	--
11/16		--	--	--	--	--
11/23		--	--	--	--	--
12/1		--	--	--	--	--
12/14		--	--	--	--	--
12/21		--	--	--	--	--
12/27		--	--	--	--	--
1/4		--	--	--	--	--

Rookies underlined.

YEAR	DRAFTTEES (28)	FREE AGENTS (28)	COLLEGE FREE AGENTS (1)	TRADES/WAIVERS (3)
2019	DL Dexter Lawrence II (1) WR Darius Slayton (5)			
2020	T Andrew Thomas (1)	K Graham Gano (FA-'20) LS Casey Kreiter (FA-'20)		
2022	OL Evan Neal (1) OLB Kayvon Thibodeaux (1) WR Wan'Dale Robinson (2) CB Cor'Dale Flott (3) TE Daniel Bellinger (4) S Dane Belton (4) DL D.J. Davidson (5) ILB Micah McFadden (5) *	P Jamie Gillan (FA-'22)		
2023	CB Deonte Banks (1) C John Michael Schmitz Jr. (2) WR Jalin Hyatt (3) RB Eric Gray (5) =	WR Bryce Ford-Wheaton (FA-'23) * DL Rakeem Nuñez-Roches Sr. (FA-'23) ILB Bobby Okereke (FA-'23)		
2024	WR Malik Nabers (1) * S Tyler Nubin (2) CB Dru Phillips (3) TE Theo Johnson (4) RB Tyrone Tracy Jr. (5) ILB Darius Muasau (6)	OL Jermaine Eluemunor (FA-'24) CB Art Green (FA-'24) TE Chris Manhertz (FA-'24) G Jon Runyan Jr. (FA-'24) OL Austin Schlottmann (FA-'24) RB Devin Singletary (FA-'24) OL Aaron Stinnie (FA-'24) G Greg Van Roten (FA-'24)		OLB Brian Burns (T CAR -'24)
2025	OLB Abdul Carter (1) QB Jaxson Dart (1) DL Darius Alexander (3) RB Cam Skattebo (4) OL Marcus Mbow (5) CB Korie Black (7) TE Thomas Fidone II (7)	CB Paulson Adebo (FA-'25) LB Chris Board (FA-'25) * OLB Victor Dimukeje (FA-'25) LB Demetrius Flannigan-Fowles (FA-'25) DL Chauncey Golston (FA-'25) LB Neville Hewitt (FA-'25) S Jevón Holland (FA-'25) OL James Hudson III (FA-'25) CB Nic Jones (FA-'25) CB TJ Moore (FA-'25) * WR Gunner Olszewski (FA-'25) DT Roy Robertson-Harris (FA-'25) QB Russell Wilson (FA-'25) QB Jameis Winston (FA-'25)	WR Beaux Collins (UDFA-'25)	S Beau Brade (W BAL -'25) CB Rico Payton (W NO -'25) *

Key: \* Injured Reserve, = Active/PUP

<b>January 8</b>	DT Ross Blacklock, C Bryan Hudson, K Jude McAtamney, C Jimmy Morrissey, DT Casey Rogers - Reserve/Future
<b>February 14</b>	CB Nic Jones, WR Montrell Washington - Free Agent Signing
<b>March 5</b>	LS Casey Kreiter - Signed, Renegotiated Contract
<b>March 7</b>	OLB Tomon Fox - Signed, Renegotiated Contract
<b>March 8</b>	QB Tommy DeVito - Signed, Renegotiated Contract
<b>March 9</b>	TE Chris Manhertz - Signed, Renegotiated Contract
<b>March 10</b>	P Jamie Gillan - Signed, Renegotiated Contract DT Roy Robertson-Harris - Free Agent Signing
<b>March 13</b>	CB Paulson Adebo, LB Chris Board, OL Stone Forsythe, DL Chauncey Golston, S Jevón Holland, OL James Hudson, WR Darius Slayton, WR Ihmir Smith-Marsette - Unrestricted Free Agent Signing
<b>March 17</b>	LB Demetrius Flannigan-Fowles - Free Agent Signing
<b>March 18</b>	DL Jeremiah Ledbetter - Unrestricted Free Agent Signing
<b>March 19</b>	G Greg Van Roten - Unrestricted Free Agent Signing
<b>March 20</b>	OLB Victor Dimukeje, WR Lil'Jordan Humphrey - Unrestricted Free Agent Signing
<b>March 25</b>	OL Aaron Stinnie, WR Zach Pascal - Unrestricted Free Agent Signing
<b>March 26</b>	ILB Dyontae Johnson - Exclusive Rights Signing QB Russell Wilson - Unrestricted Free Agent Signing
<b>March 31</b>	ILB Ty Summers, QB Jameis Winston - Unrestricted Free Agent Signing
<b>April 15</b>	DT Ross Blacklock - Terminated, Vested Veteran, all contracts
<b>May 8</b>	DT Casey Rogers - Waived, No Recall
<b>May 9</b>	RB Rushawn Baker, WR Jordan Bly, WR Dalen Cambre, WR Beaux Collins, DB R.J. Delancy, WR Da'Quan Felton, DE Trace Ford, DB O'Donnell Fortune, DB Tommy McCormick, DB Makari Paige, TE Jermaine Terry II, WR Juice Wells Jr., T Jaison Williams - Free Agent Signing DB Korie Black, TE Thomas Fidone II, OL Marcus Mbow - Selection List Signing WR Lil'Jordan Humphrey - Terminated, Vested Veteran, all contracts
<b>May 10</b>	DB Tommy McCormick - Waived, No Recall
<b>May 12</b>	WR Lil'Jordan Humphrey - Free Agent Signing DB R.J. Delancy - Waived, No Recall DB T.J. Moore - Free Agent Signing
<b>May 22</b>	OLB Abdul Carter - Selection List Signing

<b>May 30</b>	QB Jaxson Dart - Selection Signing List
<b>June 2</b>	DT Darius Alexander - Selection Signing List
<b>June 18</b>	RB Cam Skattebo - Selection Signing List
<b>July 22</b>	OLB Victor Dimukeje, Declared Non-Football Injury RB Eric Gray, T Andrew Thomas - Declared Physically Unable to Perform S Anthony Johnson - Waived, Injured, Prior to Cut to 53 DB K'Von Wallace - Free Agent Signing
<b>July 28</b>	WR Bryce Ford-Wheaton - Reserved/Injured WR Gunner Olszewski - Free Agent Signing
<b>August 4</b>	RB Rushawn Baker - Waived, Injured, Prior to Cut to 53 ILB Ty Summers - Reserved/Injured; Prior to Cut to 53 LB K.J. Cloyd, RB Jonathan Ward - Free Agent Signing
<b>August 6</b>	ILB Ty Summers - Terminated, Vested Veteran, Injury Settlement
<b>August 12</b>	RB Rushawn Baker - Waived, Injury Settlement
<b>August 19</b>	T Andrew Thomas - Passed Physical
<b>August 22</b>	WR Jordan Bly, LB K.J. Cloyd, CB O'Donnell Fortune, ILB Dyontae Johnson, WR Montrell Washington, OL Jaison Williams - Waived, No Recall WR Zach Pascal - Terminated Vested Veteran, all contracts
<b>August 24</b>	S K'Von Wallace - Terminated, Vested Veteran, all contracts CB TJ Moore - Reserve/Injured
<b>August 26</b>	WR Dalen Cambre, DT Elijah Chatman, QB Tommy DeVito, TE Greg Dulcich, DT Cory Durden, OLB Trace Ford, OLB Tomon Fox, DL Elijah Garcia, C Bryan Hudson, G Jake Kubas, S Raheem Layne, K Jude McAtamney, RB Dante Miller, C Jimmy Morrissey, S Makari Paige, DL Jordan Riley, WR Juice Wells Jr, CB Dee Williams - Waived, No Recall WR Da'Quan Felton, CB Tre Hawkins III, TE Jermaine Terry - Waived, Injured OLB Victor Dimukeje, RB Eric Gray - Reserve/Physically Unable to Perform G Joshua Ezeudu - Reserve/Injured/Designated for Return
<b>August 27</b>	DB Beau Brade, DB Rico Payton - Claimed off waivers CB Korie Black - Waived, No Recall WR Gunner Olszewski - Terminated, Vested Veteran, all contracts DT Elijah Chatman, OLB Tomon Fox, DT Jordon Riley, CB Dee Williams - Practice Squad Exception OLB Trace Ford, DL Elijah Garcia, C Bryan Hudson, G Jake Kubas, S Raheem Layne, RB Dante Miller - Practice Squad WR Lil'Jordan Humphrey, WR Ihmir Smith-Marsette - Practice Squad Veteran K Jude McAtamney - International Practice Player Signing
<b>August 28</b>	LB Swayze Bozeman, TE Qadir Ismail, Patrick McMorris - Practice Squad
<b>August 29</b>	LB Zaire Barnes, G McClendon Curtis - Practice Squad OLB Trace Ford - Terminated from Practice Squad WR Gunner Olszewski - Free Agent Signing



<b>August 29</b>	CB Rico Payton - Reserve/Injured
<b>September 6</b>	DL Elijah Garcia - Activated, from Practice Squad
<b>September 8</b>	G McClendon Curtis - Terminated from Practice Squad T Reid Holskey - Practice Squad
<b>September 11</b>	ILB Micah McFadden - Reserve/Injured WR Xavier Gipson - Claimed off Waivers from NYJ
<b>September 13</b>	DL Elijah Garcia, ILB Swayze Bozeman - Activated, from Practice Squad (Standard Elevation)
<b>September 16</b>	ILB Chris Board - Reserve/Injured WR Dalen Cambre - Practice Squad LB Neville Hewitt - Practice Squad Veteran LB Curtis Jacobs - Practice Squad Exception ILB Swayze Bozeman - Free Agent Signing from NYG Practice Squad TE Qadir Ismail, S Patrick Morris - Terminated (by Club) from Practice Squad
<b>September 17</b>	DB Dee Williams - Terminated (by Club) from Practice Squad DB LaMareon James - Practice Squad
<b>September 20</b>	OLB Tomon Fox - Free Agent Signing from NYG PS DL Elijah Garcia, LB Neville Hewitt - Activated, from Practice Squad (Standard Elevation) WR Xavier Gipson - Waived, No Recall
<b>September 22</b>	OLB Tomon Fox - Waived, No Recall
<b>September 23</b>	LB Curtis Jacobs - Terminated (by Club) from Practice Squad K Younghoe Koo - Practice Squad Veteran
<b>September 24</b>	OLB Tomon Fox - Practice Squad Exception
<b>September 27</b>	OLB Tomon Fox, DL Elijah Garcia - Free Agent Signing from NYG PS LB Neville Hewitt, K Jude McAtamney - Activated, from Practice Squad (Standard Elevation) K Graham Gano - Reserve/Injured
<b>September 29</b>	OLB Tomon Fox - Waived, No Recall WR Malik Nabers - Reserve/Injured
<b>September 30</b>	OLB Tomon Fox - Practice Squad Exception
<b>October 4</b>	LB Neville Hewitt, K Jude McAtamney - Activated, from Practice Squad (Standard Elevation)
<b>October 9</b>	LB Neville Hewitt, K Jude McAtamney - Free Agent Signing (from NYG PS) LB Zaire Barnes, WR Lil'Jordan Humphrey - Activated, from Practice Squad (Standard Elevation)
<b>October 13</b>	LB Jonas Griffith - Practice Squad Veteran WR Juice Wells Jr. - Practice Squad
<b>October 15</b>	OLB Victor Dimukeje - Returned to Practice

<b>October 18</b>	LB Zaire Barnes, WR Lil'Jordan Humphrey - Activated, from Practice Squad (Standard Elevation) OLB Victor Dimukeje - Activated, from Reserve DL Elijah Garcia - Waived, No Recall
<b>October 21</b>	CB Korie Black - Free Agent Signing DL Elijah Garcia - Practice Squad LB Jonas Griffith - Terminated from Practice Squad K Jude McAtamney - Waived, No Recall
<b>October 22</b>	K Graham Gano - Designated for Return / Returned to Practice
<b>October 23</b>	K Jude McAtamney - International Practice Player Signing DB LaMareon James - Terminated from Practice Squad WR Ray-Ray McCloud - Practice Squad Veteran
<b>October 25</b>	ILB Swayze Bozeman - Waived, No Recall K Graham Gano - Activated, from Reserve WR Lil'Jordan Humphrey, S Raheem Layne - Activated, from Practice Squad (Standard Elevation)



# PLAYER BIOS

GIANTS

SINCE 1925

NEW YORK FOOTBALL GIANTS

BIG BLUE

G-MEN

# GIANTS



PAULSON ADEBO

CB #21

(uh-DEE-bow)

HEIGHT: 6-1  
WEIGHT: 192 lbs  
COLLEGE: STANFORD  
HOW ACQUIRED: FA-'25  
NFL EXP.: 5 YEARS  
GIANTS EXP.: 1 YEAR



2025 SEASON HIGHLIGHTS

- Has started in all seven games played...His 48 total tackles are tied for 2nd-most among all NFL cornerbacks this season.
- Made his Giants debut in Week 1 at Washington (9/7)...Recorded 7 tackles and 1 pass defended.
- Led the team with a career-high 13 tackles and added 1 pass defended in Week 2 at Dallas (9/14).
- Tallied 6 solo tackles (1 tackle for loss) in Week 5 at New Orleans (10/5).

HONORS

- NFC Defensive Player of the Week: 2022 Week 9.

CAREER HIGHLIGHTS

- Started 58 of 59 games played in...Totaled 299 tackles (249 solo), 47 passes defended, 10 interceptions, 8 tackles for loss, 2 forced fumbles, 2 fumble recoveries and 1 quarterback hit...Also has 3 career special teams tackles (1 solo)...Played four seasons for the New Orleans Saints (2021-24).
- Started seven games in 2024 before a season-ending right leg injury...Produced 52 tackles, 10 passes defended and 3 interceptions...Despite only playing in seven games, Adebo finished the season tied with Tyrann Mathieu (3) for the most interceptions on the team.
- In 2023, started all 15 games he played in and totaled 76 tackles, 18 passes defended, 4 interceptions, 2 forced fumbles and 2 fumble recoveries...His 18 passes defended were the 3rd-most in the NFL and tied for the 3rd-most in Saints franchise history...Earned NFC Defensive Player of the Week honors after recording 7 tackles, 3 passes defended, 2 interceptions, 1 forced fumble and 1 fumble recovery vs. Chicago (11/5)...Became the first player since Charles Woodson at Detroit (11/26/2009) to record 2+ interceptions, 1 forced fumble and 1 fumble recovery in a game.
- As a rookie in 2021, started all 17 games and totaled 63 tackles, 8 passes defended, 4 tackles for loss and 3 interceptions...Became

the 5th Saint to have at least 3 interceptions during their rookie campaign...Recorded 3 tackles and 1 interception in Week 1 vs. Green Bay (9/12)...Was the first Saint to record an interception in his NFL debut since LB James Allen in 2002.

COLLEGE

- Attended Stanford from 2017-20...Opted out of the 2020 season...Adebo played in 22 games (21 starts) and produced 97 tackles, 30 pass breakups, 8 interceptions and 4 tackles for loss.
- In 2019, totaled 33 tackles, 10 pass breakups and 4 interceptions...Named first-team All-Pac-12 by the league coaches and second-team by the Associated Press.
- As a sophomore in 2018, named first-team All-Pac-12 after producing 64 tackles, 20 pass breakups, 4 interceptions and 4 tackles for loss.
- Did not see any action as a freshman in 2017.

PERSONAL

- Full name is Saiid Paulson Adebo...Born in Farmington, Michigan...Is the son of Pauline Domingo...Has two siblings, Dell and Mouf...His 1st language at home is French, the native tongue of his mother who emigrated from the West African nation of Benin.
- Attended Mansfield High School in Mansfield, Texas...Was a 4-star recruit and the 12th-best prospect coming out of the state of Texas by ESPN...Played wide receiver and corner...As a senior, produced 53 tackles, 7 pass breakups and 3 interceptions...Made 25 catches for 494 yards and 2 touchdowns...Added 14 carries for 151 yards and 1 touchdown...Also competed in track and basketball.

MAIN TRANSACTIONS

- Originally a 3rd-round (76th pick overall) draft choice by the New Orleans Saints in 2021.
- Signed as a free agent by the New York Giants on 3/13/25.

PAULSON ADEBO'S NFL REGULAR SEASON DEFENSIVE STATISTICS

				TACKLES								INTERCEPTIONS					O. FUMB				ST				MISC			
DATE	TEAM	GP	GS	TK	S	A	TFL	YDS	SK	YDS	QBH	NO	YDS	LG	TD	PD	FF	FR	TD	YDS	TK	S	A	FF	FR	S	A	
2021	Saints	17	17	63	54	9	4	7	0.0	0.0	0	3	50	33	0	8	0	0	0	0	3	1	2	0	0	0	0	0
2022	Saints	13	12	60	51	9	2	4	0.0	0.0	0	0	0	0	0	7	0	0	0	0	0	0	0	0	0	0	0	
2023	Saints	15	15	76	60	16	0	0	0.0	0.0	0	4	32	27	0	18	2	2	0	0	0	0	0	0	0	0	0	
2024	Saints	7	7	52	43	9	1	4	0.0	0.0	1	3	68	47	0	10	0	0	0	0	0	0	0	0	0	0	0	
2025	Giants	7	7	48	41	7	1	1	0.0	0.0	0	0	0	0	0	4	0	0	0	0	0	0	0	0	0	0	0	
NFL TOTALS		59	58	299	249	50	8	16	0.0	0.0	1	10	150	47	0	47	2	2	0	0	3	1	2	0	0	0	0	




SINGLE-GAME HIGHS: DEFENSIVE

**Total Tackles** 13 at Dallas Cowboys, Sep 14, 2025  
**Solo Tackles** 11 at Dallas Cowboys, Sep 14, 2025  
**Passes Defensed** 3 at Atlanta Falcons, Sep 29, 2024  
...2 more at 3.  
**Forced Fumbles** 1 vs. Chicago Bears, Nov 05, 2023  
...1 more at 1.  
**Fumble Recoveries** 1 vs. Chicago Bears, Nov 05, 2023  
...1 more at 1.

**Tackles For Loss** 1 at New Orleans Saints, Oct 05, 2025  
...7 more at 1.  
**Interceptions** 2 vs. Chicago Bears, Nov 05, 2023  
**Interception Return Yards** 47 at Dallas Cowboys, Sep 15, 2024  
**Special Teams Tackles** 1 vs. Miami Dolphins, Dec 27, 2021  
...2 more at 1.

2025 GAME-BY-GAME REGULAR-SEASON STATISTICS (GIANTS)

			TACKLES								INTERCEPTIONS					O. FUMB				ST				MISC				
DATE	OPPONENT	P/S	TK	S	A	SK	YDS	TFL	YDS	QBH	NO	YDS	LG	TD	PD	FF	FR	TD	YDS	TK	S	A	FF	FR	S	A	W/L	SCORE
09/07	at Commanders	S	7	6	1	0.0	0.0	0	0	0	0	0	0	0	1	0	0	0	0	0	0	0	0	0	0	0	L	6-21
09/14	at Cowboys	S	13	11	2	0.0	0.0	0	0	0	0	0	0	0	1	0	0	0	0	0	0	0	0	0	0	0	L	37-40+
09/21	Chiefs	S	7	6	1	0.0	0.0	0	0	0	0	0	0	0	1	0	0	0	0	0	0	0	0	0	0	0	L	9-22
09/28	Chargers	S	4	3	1	0.0	0.0	0	0	0	0	0	0	0	1	0	0	0	0	0	0	0	0	0	0	0	W	21-18
10/05	at Saints	S	6	6	0	0.0	0.0	1	1	0	0	0	0	0	0	0	0	0	0	0	0	0	0	0	0	0	L	14-26
10/09	Eagles	S	7	5	2	0.0	0.0	0	0	0	0	0	0	0	0	0	0	0	0	0	0	0	0	0	0	0	W	34-17
10/19	at Broncos	S	4	4	0	0.0	0.0	0	0	0	0	0	0	0	0	0	0	0	0	0	0	0	0	0	0	0	L	32-33
10/26	at Eagles		ON INACTIVE LIST													0	0	0	0	0	0	0	0	0	0	L	20-38	
2025 TOTALS			7-7	48	41	7	0.0	0.0	1	1	0	0	0	0	4	0	0	0	0	0	0	0	0	0	0	0	2-6	
+ - Overtime																												



DARIUS ALEXANDER  
DL #91

HEIGHT: 6-4  
WEIGHT: 310 lbs  
COLLEGE: TOLEDO  
HOW ACQUIRED: D3-'25  
NFL EXP.: R  
GIANTS EXP.: R



GIANTS  
SINCE 1960  
BIG BLUE  
GREEN

CAREER HIGHLIGHTS

- Made his NFL debut in Week 2 at Dallas (9/14)...Played 15 defensive snaps and recorded 1 quarterback hit.
- Recorded his first 2 career tackles in Week 3 vs. Kansas City (9/21).
- Credited with his first NFL start and played a then-career-high 25 defensive snaps in the Week 4 win over the Chargers (9/28).
- Registered his first career tackle for loss at New Orleans in Week 5 (10/5).
- Logged 1 tackle and his first career pass defended in Week 7 at Denver (10/19).
- Recorded a half-sack, the first sack contribution of his career, and 1 quarterback hit in Week 8 at Philadelphia (10/26).

COLLEGE

- Played five seasons at Toledo and appeared in 57 games...Totaled 127 tackles, 22 tackles for loss, 13 passes defended, 9.0 sacks, 1 fumble recovery and 1 interception that was returned for a touchdown.
- Named second-team All-MAC in 2024 after posting 40 tackles, 7.5 tackles for loss, 5 passes defended, 3.5 sacks and 1 interception...In the GameAbove Sports Bowl, produced 6 tackles, 1.0 sack and a 58-yard pick six...It marked the only interception of his career.

- In 2023, was named third-team All-MAC...Played in all 14 games and finished with 36 tackles, 5.5 tackles for loss and 4.0 sacks.
- Played in 13 games in 2022...Registered 21 tackles, 7.0 tackles for loss, 3 passes defended and 1.5 sacks.
- Appeared in all 13 games in 2021...Totaled 21 tackles, 2 passes defended and 1.5 sacks.
- In a shortened season due to COVID-19 in 2020, played in all six games and produced 9 tackles and 1 tackle for loss...Redshirted in 2019.

PERSONAL

- Is the son of Taya Alexander...Has three siblings, Shiara, Darrion and Brooklyn...Has one son, Messiah...Graduated from Toledo with a degree in communication studies.
- Attended Wayne High School in Fort Wayne, Indiana...Was a two-star prospect coming out of high school...As a senior, he had 87 tackles, 21 tackles for loss and 10.0 sacks.

MAIN TRANSACTIONS

- Originally a 3rd-round (65th overall) draft choice by the Giants in 2025.

DARIUS ALEXANDER'S NFL REGULAR SEASON DEFENSIVE STATISTICS

				TACKLES								INTERCEPTIONS							O. FUMB				ST					MISC	
DATE	TEAM	GP	GS	TK	S	A	TFL	YDS	SK	YDS	QBH	NO	YDS	LG	TD	PD	FF	FR	TD	YDS	TK	S	A	FF	FR	S	A		
2025	Giants	7	1	5	2	3	1	3	0.5	3.5	2	0	0	0	0	1	0	0	0	0	0	0	0	0	0	0	0		
NFL TOTALS		7	1	5	2	3	1	3	0.5	3.5	2	0	0	0	0	1	0	0	0	0	0	0	0	0	0	0	0		

SINGLE-GAME HIGHS: DEFENSIVE

Total Tackles 2 vs. Kansas City Chiefs, Sep 21, 2025  
Solo Tackles 1 at New Orleans Saints, Oct 05, 2025  
...1 more at 1.

Passes Defended 1 at Denver Broncos, Oct 19, 2025

2025 GAME-BY-GAME REGULAR-SEASON STATISTICS (GIANTS)

			TACKLES								INTERCEPTIONS					O. FUMB				ST				MISC									
DATE	OPPONENT	P/S	TK	S	A	SK	YDS	TFL	YDS	QBH	NO	YDS	LG	TD	PD	FF	FR	TD	YDS	TK	S	A	FF	FR	S	A	W/L	SCORE					
09/07	at Commanders		ON INACTIVE LIST																													L	6-21
09/14	at Cowboys	P	0	0	0	0.0	0.0	0	0	1	0	0	0	0	0	0	0	0	0	0	0	0	0	0	0	0	L	37-40+					
09/21	Chiefs	P	2	1	1	0.0	0.0	0	0	0	0	0	0	0	0	0	0	0	0	0	0	0	0	0	0	0	L	9-22					
09/28	Chargers	S	0	0	0	0.0	0.0	0	0	0	0	0	0	0	0	0	0	0	0	0	0	0	0	0	0	0	W	21-18					
10/05	at Saints	P	1	1	0	0.0	0.0	1	3	0	0	0	0	0	0	0	0	0	0	0	0	0	0	0	0	0	L	14-26					
10/09	Eagles	P	0	0	0	0.0	0.0	0	0	0	0	0	0	0	0	0	0	0	0	0	0	0	0	0	0	0	W	34-17					
10/19	at Broncos	P	1	0	1	0.0	0.0	0	0	0	0	0	0	0	1	0	0	0	0	0	0	0	0	0	0	0	L	32-33					
10/26	at Eagles	P	1	0	1	0.5	3.5	0	0	1	0	0	0	0	0	0	0	0	0	0	0	0	0	0	0	0	L	20-38					
2025 TOTALS		7-1	5	2	3	0.5	3.5	1	3	2	0	0	0	0	1	0	0	0	0	0	0	0	0	0	0	0	2-6						
+ - Overtime																																	



# DEONTE BANKS

## CB #2

HEIGHT: 6-2  
WEIGHT: 200 lbs  
COLLEGE: MARYLAND  
HOW ACQUIRED: D1-'23  
NFL EXP.: 3 YEARS  
GIANTS EXP.: 3 YEARS



### 2025 SEASON HIGHLIGHTS

- Recorded 6 tackles and a single-game career-high 2 tackles for loss in Week 2 at Dallas (9/14).
- Registered 3 solo tackles in Week 4 vs. the Chargers (9/28)...Returned 2 kickoffs for 54 yards (27.0 avg.).
- Finished with 1 tackle and 2 kickoff returns for 75 yards (37.5 avg.) at New Orleans in Week 5 (10/5)...His 46-yard return in the fourth quarter is the longest kickoff return by a Giants player this season.
- Made his first start of the season in Week 8 at Philadelphia (10/26)...Totaled 3 tackles (1 solo).

### CAREER HIGHLIGHTS

- Across three NFL seasons, has made 30 starts in 37 appearances...Totals include 133 tackles (106 solo), 5 tackles for loss, 2 interceptions, 1 forced fumble and 25 passes defended.
- In 2024, started all 14 games he played...Inactive for three games with a rib injury...Tallied 52 tackles (39 solo), 1 tackle for loss, 1 forced fumble and 12 passes defended.
- As a rookie in 2023, started all 15 games in which he played...Missed the final two games of the season due to a shoulder injury...Finished with 64 tackles (53 solo), 2 tackles for loss, 2 interceptions and 11 passes defended, the latter figure tying Xavier McKinney for the team lead and were the most by a Giants rookie since Will Allen had 14 in 2001...Ranked 8th among all rookies with 64 total tackles.

### NOTES TO KNOW

- Became the second Giant to begin their career with two straight seasons recording 10+ passes defended, joining Allen (14 passes defended in 2001 and 11 in 2002).
- Recorded 6 tackles, 3 passes defended and 1 forced fumble at Seattle (10/6/24) to become the first Giant since Terrell Thomas (vs. Jacksonville on 11/28/10) to total 3+ passes defended and 1 forced fumble in a game.

### COLLEGE

- Played in 30 games with 21 starts in four seasons at Maryland...Career totals included 83 tackles (61 solo), a half-sack, 2 interceptions, 13 passes defended and one blocked kick.
- As a senior in 2022, played in a career-high 12 games with eight starts...Opted out of the Duke's Mayo Bowl and decided to forego his final year of eligibility to enter the NFL Draft...Selected honorable mention All-Big Ten...Tallied a career-best 38 tackles (25 solo) and 9 passes defended, plus 1 interception and a half-sack...In 2021, started the season's first two games, vs. West

Virginia (9/4) and Howard (9/11) before suffering season-ending torn labrum injury in the Howard game...Totaled 6 tackles (4 solo), including 5 stops (4 solo) vs. West Virginia.

### OFF-THE-FIELD ACTIVITY

- Joined Project Kind, an organization to support those experiencing homelessness, to host an event with 125 people from the organization for a day of haircuts, spa treatments and lunch at MetLife stadium... Hosted the boys from the Far Rockaway and Harlem Giants that were graduating middle school for a day at the training facility filled with character building activities, lunch in the team cafeteria and different games in the field house... To celebrate Halloween, dressed in costume to visit patients and distribute giftbags at Hackensack University Medical Center's Joseph M. Sanzari Children's Hospital... After the team practice in Germany prior to the Sunday game, met with the 120 students that participated in the NFL Flag clinic... Met with members from the Wounded Warriors Project during their visit to the Quest Diagnostics Training Center to watch practice and enjoy a day with the Giant

### PERSONAL

- Family science major...Prefers to be called "Tae"...Played cornerback and slotback at Edgewood (MD) High School...Played in the same backfield as his cousin, Antwain Banks... In his junior season, he recorded 41 tackles, 16 passes defended and 3 interceptions (2 returned for touchdowns) and accounted for 1,052 total yards (674 rushing, 378 receiving) and 8 touchdowns (5 rushing, 3 receiving) on offense...As a senior, Banks earned all-state and all-county honors with 113 carries for 1,700 rushing yards (15.0-yard average) and 24 touchdowns...Defensively, he had 23 tackles, 9 passes defended and three interceptions (one returned for a touchdown) as he led Edgewood to a 9-win season and an appearance in the 2018 playoffs.
- Also lettered in track and set several school records...Posted personal bests in the 100 meters (10.96), 200 meters (22.44), high jump (5 feet, 6 inches) and long jump (22 feet, 8 inches)...Received his first scholarship offer from Division II Seton Hill after his junior season followed by a few FCS offers (Delaware State, Elon, Monmouth) and FBS offers (Buffalo, Kent State)...When Maryland offered him the summer before his senior season, Banks committed two weeks later...Son of Jamal Banks and Laura Bethea.

### MAIN TRANSACTIONS

- Originally a 1st-round (24th pick overall) draft choice by the Giants in 2023.



DEONTE BANKS' NFL REGULAR SEASON DEFENSIVE STATISTICS																											
DATE	TEAM	GP	GS	TACKLES							QBH	INTERCEPTIONS					O. FUMB				ST					MISC	
				TK	S	A	TFL	YDS	SK	YDS		NO	YDS	LG	TD	PD	FF	FR	TD	YDS	TK	S	A	FF	FR	S	A
2023	Giants	15	15	64	53	11	2	2	0.0	0.0	0	2	6	6	0	11	0	0	0	0	0	0	0	0	0	0	0
2024	Giants	14	14	52	39	13	1	3	0.0	0.0	0	0	0	0	0	12	1	0	0	0	0	0	0	0	0	0	0
2025	Giants	8	1	17	14	3	2	2	0.0	0.0	0	0	0	0	0	2	0	0	0	0	0	0	0	0	0	0	0
NFL TOTALS		37	30	133	106	27	5	7	0.0	0.0	0	2	6	6	0	25	1	0	0	0	0	0	0	0	0	0	0

SINGLE-GAME HIGHS: DEFENSIVE

Total Tackles	12 vs. Green Bay Packers, Dec 11, 2023	Tackles For Loss	2 at Dallas Cowboys, Sep 14, 2025
Solo Tackles	9 vs. Green Bay Packers, Dec 11, 2023	Interceptions	1 vs. New England Patriots, Nov 26, 2023
Passes Defensed	3 at Seattle Seahawks, Oct 06, 2024		...1 more at 1.
Forced Fumbles	1 at Seattle Seahawks, Oct 06, 2024	Interception Return Yards	6 vs. Washington Commanders, Oct 22, 2023

2025 GAME-BY-GAME REGULAR-SEASON STATISTICS (GIANTS)

			TACKLES								INTERCEPTIONS					O. FUMB				ST				MISC				
DATE	OPPONENT	P/S	TK	S	A	SK	YDS	TFL	YDS	QBH	NO	YDS	LG	TD	PD	FF	FR	TD	YDS	TK	S	A	FF	FR	S	A	W/L	SCORE
09/07	at Commanders	P	0	0	0	0.0	0.0	0	0	0	0	0	0	0	0	0	0	0	0	0	0	0	0	0	0	0	L	6-21
09/14	at Cowboys	P	6	6	0	0.0	0.0	2	2	0	0	0	0	0	0	0	0	0	0	0	0	0	0	0	0	0	L	37-40+
09/21	Chiefs	P	1	1	0	0.0	0.0	0	0	0	0	0	0	0	1	0	0	0	0	0	0	0	0	0	0	0	L	9-22
09/28	Chargers	P	3	3	0	0.0	0.0	0	0	0	0	0	0	0	1	0	0	0	0	0	0	0	0	0	0	0	W	21-18
10/05	at Saints	P	1	1	0	0.0	0.0	0	0	0	0	0	0	0	0	0	0	0	0	0	0	0	0	0	0	0	L	14-26
10/09	Eagles	P	0	0	0	0.0	0.0	0	0	0	0	0	0	0	0	0	0	0	0	0	0	0	0	0	0	0	W	34-17
10/19	at Broncos	P	3	2	1	0.0	0.0	0	0	0	0	0	0	0	0	0	0	0	0	0	0	0	0	0	0	0	L	32-33
10/26	at Eagles	S	3	1	2	0.0	0.0	0	0	0	0	0	0	0	0	0	0	0	0	0	0	0	0	0	0	0	L	20-38
2025 TOTALS		8-1	17	14	3	0.0	0.0	2	2	0	0	0	0	0	2	0	0	0	0	0	0	0	0	0	0	0	2-6	
+ - Overtime																												

+ - Overtime



ZAIRE BARNES

LB #46

(zai-EAR)

HEIGHT: 6-1  
WEIGHT: 227 lbs  
COLLEGE: WESTERN MICHIGAN  
HOW ACQUIRED: FA-'25  
NFL EXP.: 2 YEARS  
GIANTS EXP.: 1 YEAR



GIANTS  
SINCE 1960  
BIG BLUE  
GREEN

CAREER HIGHLIGHTS

- Selected in the 6th-round of the 2023 NFL Draft by the New York Jets...Missed the entire 2024 season after suffering an ankle injury prior to Week 1...In 2023, played in four games but didn't record any statistics.

COLLEGE

- Attended Western Michigan for all four seasons and played in 49 games...Tallied 205 tackles (128 solo), 15 tackles for loss, 10 passes defended, 3.5 sacks, 3 fumble recoveries, 2 forced fumbles and 1 interception.
- In 2022, played in 12 games at linebacker...Career-high 93 tackles (60 solo), 9 passes defended, 4.5 tackles for loss, 3 fumble recoveries, 1 sack, 1 forced fumble and 1 interception...Named first-team All-MAC.
- Appeared in 13 games in 2021 at safety...Recorded 68 tackles (45 solo), 7 tackles for loss, 3 fumble recoveries, 2.5 sacks and 1 forced fumble.
- Did not play in the shortened 2020 season due to injury...Played

- in 11 games in 2019...Totaled 29 tackles (16 solo), 3.5 tackles for loss and 1 pass defended.
- As a freshman in 2018, Barnes played 13 games and produced 15 total tackles (7 solo).

PERSONAL

- Son of Annette and Ron Barnes...Has a brother, Xavier, who was a member of the Saginaw Valley State football program in 2016 and 2017.
- Out of high school, Barnes was ranked the No. 45 player in Illinois by 247Sports.com...Class 7A honorable mention All-State as a running back and safety...Produced 77 tackles (28 solo), 6 touchdowns and totaled 51 carries for 458 yards.

MAIN TRANSACTIONS

- Originally a 6th-round (184th overall) draft choice by the New York Jets in 2023.
- Waived by the Jets on 8/27/25 and signed to the New York Giants' practice squad on 8/29/25.

ZAIRE BARNES' NFL REGULAR SEASON DEFENSIVE STATISTICS

				TACKLES								INTERCEPTIONS								O. FUMB				ST					MISC	
DATE	TEAM	GP	GS	TK	S	A	TFL	YDS	SK	YDS	QBH	NO	YDS	LG	TD	PD	FF	FR	TD	YDS	TK	S	A	FF	FR	S	A			
2023	Jets	4	0	0	0	0	0	0	0.0	0.0	0	0	0	0	0	0	0	0	0	0	0	0	0	0	0	0	0			
2024	Jets	0	0	0	0	0	0	0	0.0	0.0	0	0	0	0	0	0	0	0	0	0	0	0	0	0	0	0	0			
2025	Giants	2	0	0	0	0	0	0	0.0	0.0	0	0	0	0	0	0	0	0	0	0	3	1	2	0	0	0	0			
NFL TOTALS		6	0	0	0	0	0	0	0.0	0.0	0	0	0	0	0	0	0	0	0	0	3	1	2	0	0	0	0			

SINGLE-GAME HIGHS: DEFENSIVE

Special Teams Tackles

2 at Denver Broncos, Oct 19, 2025

2025 GAME-BY-GAME REGULAR-SEASON STATISTICS (GIANTS)

			TACKLES							INTERCEPTIONS					O. FUMB				ST					MISC				
DATE	OPPONENT	P/S	TK	S	A	SK	YDS	TFL	YDS	QBH	NO	YDS	LG	TD	PD	FF	FR	TD	YDS	TK	S	A	FF	FR	S	A	W/L	SCORE
09/07	at Commanders		PRACTICE SQUAD																							L	6-21	
09/14	at Cowboys		PRACTICE SQUAD																							L	37-40+	
09/21	Chiefs		PRACTICE SQUAD																							L	9-22	
09/28	Chargers		PRACTICE SQUAD																							W	21-18	
10/05	at Saints		PRACTICE SQUAD																							L	14-26	
10/09	Eagles	P	0	0	0	0.0	0.0	0	0	0	0	0	0	0	0	0	0	0	0	1	0	1	0	0	0	0	W	34-17
10/19	at Broncos	P	0	0	0	0.0	0.0	0	0	0	0	0	0	0	0	0	0	0	0	2	1	1	0	0	0	0	L	32-33
10/26	at Eagles		PRACTICE SQUAD																							L	20-38	
2025 TOTALS		2-0	0	0	0	0.0	0.0	0	0	0	0	0	0	0	0	0	0	0	0	3	1	2	0	0	0	0	2-6	

+ - Overtime



# DANIEL BELLINGER

## TE #82

HEIGHT: 6-6  
WEIGHT: 255 lbs  
COLLEGE: SAN DIEGO STATE  
HOW ACQUIRED: D4-'22  
NFL EXP.: 4 YEARS  
GIANTS EXP.: 4 YEARS



### 2025 SEASON HIGHLIGHTS

- Caught 1 pass for 14 yards in Week 1 at Washington (9/7).
- Recorded 1 reception for 13 yards in Week 4 vs. the Chargers (9/28).
- Finished with 4 receptions for a then-career-high 52 yards in Week 5 at New Orleans (10/5).
- Totaled 3 catches for 88 yards and 1 touchdown in Week 7 at Denver (10/19)...His 44-yard touchdown reception marked the longest catch of his career and longest by a Giants tight end since 2019, when TE Evan Engram caught a 75-yard touchdown at Tampa Bay on 9/22/2019.

### CAREER HIGHLIGHTS

- Has played in 54 regular-season games with 36 starts and started both postseason games in which he played...Career totals include 80 receptions for 842 yards and 3 touchdowns with a long catch of 44 yards, plus a 2-yard touchdown on his only rushing attempt...Has 3 catches in the postseason for 21 yards, including a 9-yard touchdown.
- In 2024, played in all 17 games for the second consecutive season, with 8 starts...Caught 14 passes for 125 yards.
- In 2023, played in all 17 games with 13 starts...Finished 5th on the team with 25 receptions for 255 yards.
- As a rookie in 2022, played in 12 regular season games with 11 starts and started both Giants' postseason games...Missed four games with an eye injury suffered at Jacksonville (10/23/22)...Finished 5th on the team with 30 receptions, for 268 yards (8.9-yard avg.) and 2 touchdowns...Scored a 2-yard touchdown on his only rushing attempt...In the playoffs, he had 3 receptions for 21 yards and 1 touchdown...Caught his first career pass, a 16-yard touchdown from Daniel Jones, vs. Carolina (9/18)...Became the first Giants rookie tight end to score a touchdown since Kaden Smith scored twice at Washington on Dec. 22, 2019.

### NOTES TO KNOW

- Became the first rookie tight end in Giants history to rush for a touchdown...Scored on a double reverse – his first career rushing attempt – at Green Bay (10/9/22, in London).

### COLLEGE

- Bellinger played in 43 games with 32 starts at San Diego State...Career totals included 68 receptions for 771 yards (11.3-

yard avg.) and 5 touchdowns, with a long catch of 73 yards...Had a career-high 5 receptions in a game 4 times...Three-time Mountain West Conference Fall All-Academic team and Mountain West scholar athlete.

- As a senior in 2021, started all 13 games...Selected as a team captain...Compiled career-high totals of 31 catches, 357 yards and 2 touchdown receptions.
- In 2020, started all 8 games in a season shortened by the pandemic...Named honorable mention all-Mountain West selection by the league's coaches and media...Caught 21 passes for 203 yards (9.7-yard avg.) with a long of 21 yards.

### OFF-THE-FIELD ACTIVITY

- Visited the JFK Knights football team in Paterson, NJ to donate 40 pairs of new cleats for the upcoming season... After the team practice in Germany prior to the Sunday game, met with the 120 students that participated in the NFL Flag clinic... Met with members from the Wounded Warriors Project during their visit to the Quest Diagnostics Training Center to watch practice and enjoy a day with the Giants.

### PERSONAL

- Son of Frank and Renee Bellinger...Has a younger (by 4 minutes) twin sister (Betsy).
- Business administration major with a focus in finance...Earned 3 letters as a tight end and linebacker at Palo Verde High School in Las Vegas, Nev...Named all-conference on both offense and defense...In 9 games as a senior, totaled 21 catches for 371 yards (17.7-yard avg.) and 3 touchdowns...Earned first-team all-state honors on defense, where he had 131 tackles, 10 tackles for loss, 3.0 sacks, 2 forced fumbles and 1 fumble recovery...Had 84 more tackles than any teammate...Received numerous awards, including all-state first-team accolades at linebacker, a first-team all-league selection on both offense and defense, and an all-city honor...Named the school's athlete of the year.
- Also starred in basketball (second-team all-conference) and track and field at Palo Verde, earning second-team all-league honors in basketball and making the regional finals in track and field in the 400 meters and 4x400-meter relay...His 4x100 team placed 3rd at the Nevada state championships.

### MAIN TRANSACTIONS

- Originally a 4th-round (112th pick overall) draft choice by the Giants in 2022.

DANIEL BELLINGER'S NFL REGULAR SEASON RUSHING/RECEIVING STATISTICS													
DATE	TEAM	GP	GS	RECEIVING					RUSHING				
				NO.	YDS.	AVG.	LG	TD	NO.	YDS.	AVG.	LG	TD
2022	Giants	12	11	30	268	8.9	24	2	1	2	2.0	2t	1
2023	Giants	17	13	25	255	10.2	26	0	0	0	0.0	0	0
2024	Giants	17	8	14	125	8.9	17	0	0	0	0.0	0	0
2025	Giants	8	4	11	194	17.6	44t	1	0	0	0.0	0	0
NFL TOTALS		54	36	80	842	10.5	44T	3	1	2	2.0	2T	1

DANIEL BELLINGER'S NFL POSTSEASON RUSHING/RECEIVING STATISTICS													
DATE	TEAM	GP	GS	RECEIVING					RUSHING				
				NO.	YDS.	AVG.	LG	TD	NO.	YDS.	AVG.	LG	TD
2022	Giants	2	2	3	21	7.0	9t	1	0	0	0.0	0	0
NFL TOTALS		2	2	3	21	7.0	9T	1	0	0	0.0	0	0

SINGLE-GAME HIGHS: RUSHING/RECEIVING			
Rush Attempts	1 at Green Bay Packers, Oct 09, 2022	Longest Receptions	44t at Denver Broncos, Oct 19, 2025
Rushing Yards	2 at Green Bay Packers, Oct 09, 2022	Receiving TDs	1 at Denver Broncos, Oct 19, 2025 ...2 more at 1.
Longest Runs	2t at Green Bay Packers, Oct 09, 2022	All-Purpose Yards	88 at Denver Broncos, Oct 19, 2025
Rushing TDs	1 at Green Bay Packers, Oct 09, 2022	Special Teams Tackles	1 vs. Philadelphia Eagles, Oct 20, 2024 ...4 more at 1.
Receptions	5 vs. New Orleans Saints, Dec 08, 2024 ...2 more at 5.	Most TDs	1 at Denver Broncos, Oct 19, 2025 ...3 more at 1.
Receiving Yards	88 at Denver Broncos, Oct 19, 2025	Miscellaneous Tackles	1 vs. Green Bay Packers, Dec 11, 2023 ...1 more at 1.
Receiving Average	29.3 at Denver Broncos, Oct 19, 2025	Scrimmage Yards	52 at New Orleans Saints, Oct 05, 2025

SINGLE-GAME HIGHS - POSTSEASON: RECEIVING			
Receptions	2 at Minnesota Vikings, Jan 15, 2023	All-Purpose Yards	17 at Minnesota Vikings, Jan 15, 2023
Receiving Yards	17 at Minnesota Vikings, Jan 15, 2023	Most TDs	1 at Minnesota Vikings, Jan 15, 2023
Longest Receptions	9t at Minnesota Vikings, Jan 15, 2023	Scrimmage Yards	17 at Minnesota Vikings, Jan 15, 2023
Receiving TDs	1 at Minnesota Vikings, Jan 15, 2023		

2025 GAME-BY-GAME REGULAR-SEASON STATISTICS (GIANTS)														
DATE	OPPONENT	P/S	RECEIVING					RUSHING					W/L	SCORE
			NO.	YDS.	AVG.	LG	TD	NO.	YDS.	AVG.	LG	TD		
09/07	at Commanders	P	1	14	14.0	14	0	0	0	0.0	0	0	L	6-21
09/14	at Cowboys	P	0	0	0.0	0	0	0	0	0.0	0	0	L	37-40+
09/21	Chiefs	P	1	6	6.0	6	0	0	0	0.0	0	0	L	9-22
09/28	Chargers	P	1	13	13.0	13	0	0	0	0.0	0	0	W	21-18
10/05	at Saints	S	4	52	13.0	18	0	0	0	0.0	0	0	L	14-26
10/09	Eagles	S	0	0	0.0	0	0	0	0	0.0	0	0	W	34-17
10/19	at Broncos	S	3	88	29.3	44t	1	0	0	0.0	0	0	L	32-33
10/26	at Eagles	S	1	21	21.0	21	0	0	0	0.0	0	0	L	20-38
2025 TOTALS		8-4	11	194	17.6	44T	1	0	0	0.0	0	0	2-6	

+ - Overtime





# DANE BELTON

## S #24

HEIGHT: 6-1  
WEIGHT: 190 lbs  
COLLEGE: IOWA  
HOW ACQUIRED: D4-'22  
NFL EXP.: 4 YEARS  
GIANTS EXP.: 4 YEARS



### 2025 SEASON HIGHLIGHTS

- Tallied 3 tackles, 1 pass defended and a career-high 4 special teams tackles (1 solo) in Week 2 at Dallas (9/14).
- Recorded 5 defensive tackles, 1 forced fumble, 1 pass defended and 2 special teams tackles in Week 6 vs. Philadelphia (10/9).
- Totaled a season-high 10 tackles in Week 7 at Denver (10/19).
- Made his first start of the season in Week 8 at Philadelphia (10/26)...Totaled 7 tackles (4 solo) and 1 special teams tackle.

### CAREER HIGHLIGHTS

- In four seasons with the Giants, Belton has played in 57 regular-season games with 14 starts and played in two postseason games...Career totals include 140 tackles (83 solo), 5 interceptions, 13 passes defended, 2 forced fumbles, 4 fumble recoveries, 2.0 sacks and 5 tackles for loss, plus 24 special teams tackles (12 solo)...In the playoffs, he has 2 solo tackles.
- In 2024, played in all 17 games for the 2nd consecutive season, with six starts...Totaled 50 tackles (25 solo), 1 tackle for loss, 1.0 sack, 1 interception, 6 passes defended and 1 forced fumble...Added 6 tackles (3 solo) and 1 fumble recovery on special teams.
- In 2023, Belton played in all 17 games with two starts...Tallied 29 tackles (19 solo), 2 interceptions, 2 passes defended, 3 tackles for loss, 1.0 sack, and 1 fumble recovery on defense, and 4 special teams tackles (3 solo)...Had a career-high 6 solo tackles, including his first career sack, a 14-yarder of Jalen Hurts, vs. Philadelphia (1/7/23).
- As a rookie in 2022, played in 15 regular-season games with five starts and played in two postseason games... Missed the season opener at Tennessee (9/11) with a clavicle injury suffered in training camp...Totaled 30 tackles (23 solo), 1 tackle for loss, 1 quarterback hit, 2 interceptions (tied for the team lead), 3 passes defended, 1 fumble recovery, as well as 1 tackle and 1 fumble recovery on special teams.

### NOTES TO KNOW

- Posted a career-high 14 tackles, including 1 tackle for loss, 1 quarterback hit, 1 pass defended and 1.0 sack vs. Baltimore (12/15/24)...Became the first defensive back to record at least 14 tackles, 1 pass defended, and 1.0 sack in a game since Arizona's Budda Baker (at San Francisco, 10/7/18).
- Recorded 2 tackles, intercepted 2 passes, and recovered 1 fumble vs. the Rams (12/31/23)...He was the first Giants defender with 2 picks and 1 fumble recovery in the same game since Stevie Brown at Dallas on 10/28/12...Belton was the first Giant with 2 interceptions in a game since Xavier McKinney had 2 vs. Las Vegas on 11/7/21.
- In 2022, Belton was 1 of 4 NFL rookies and the only first-year safety with multiple interceptions and fumble recoveries, joining Detroit's Aidan Hutchinson (3 and 2), Jacksonville's Devin Lloyd (3

and 2) and Seattle's Tariq Woolen (6 and 3).

### COLLEGE

- In three seasons at Iowa, Belton played in 30 games with 26 starts...Tallied 112 tackles (68 solo), 6.5 tackles for loss, 17 passes defended and 5 interceptions (all in 2021).
- In 2021, Belton started all 14 games...Selected first-team All-Big Ten...His 5 interceptions tied for the 2nd-highest total both nationally and in the Big Ten...Posted career-high totals of 46 tackles, including 29 solo...Academic All-Big Ten...First-team All-Big Ten by league coaches and media and 2nd team by the AP.
- In 2020, started all 8 games in a season shortened by the pandemic...Recorded 33 tackles (19 solo), with 1.5 tackles for loss, 1.0 sack, 5 pass breakups and 1 forced fumble...In 2019, played in eight games with four starts...Named Academic All-Big Ten.

### OFF-THE-FIELD ACTIVITY

- Attended The Giants Foundation Golf Classic which raised more than \$400,000 for The Giants Foundation... Distributed backpacks to young families ahead of the start of the school year at the Boys and Girls Club of Paterson and Passaic... Represented Asthma and Allergy Foundation of America during Week 13 of the NFL season for My Cause My Cleats... After the team practice in Germany prior to the Sunday game, met with the 120 students that participated in the NFL Flag clinic... Met with members from the Wounded Warriors Project during their visit to the Quest Diagnostics Training Center to watch practice and enjoy a day with the Giants.

### PERSONAL

- Health and human physiology major... Four-year football letterman as a defensive back, wide receiver, return specialist and punter at Jesuit High School in Tampa...Named 2nd-team all-state as a junior after earning honorable mention recognition as a sophomore...First-team all-county as a junior and 2nd team as a sophomore...Team captain as a junior and senior...Helped the Tigers reach the state playoffs 4 straight years, when they were 43-8, including 12-1 in Belton's final season...As a senior, recorded 67 tackles, 4 interceptions and 7 pass breakups, while scoring 4 touchdowns...In his junior season, collected 56 tackles, with 4 interceptions, 5 tackles for loss, 4 pass breakups and 3 touchdowns...As a sophomore, had 49 tackles, 3 interceptions and 4 pass breakups as a sophomore...Intercepted his first pass as a freshman...
- Also a 2-year track letterman...Set personal bests of 11.49 in the 100 meters, 23.57 in the 200 meters, 19'7 in the long jump and 37'8.5 in the triple jump...Parents are Deanna and Danny Belton.

MAIN TRANSACTIONS

- Originally a 4th-round (114th pick overall) draft choice by the

Giants in 2022.

DANE BELTON'S NFL REGULAR SEASON DEFENSIVE STATISTICS

DATE	TEAM	GP	GS	TACKLES							QBH	INTERCEPTIONS					O. FUMB				ST					MISC	
				TK	S	A	TFL	YDS	SK	YDS		NO	YDS	LG	TD	PD	FF	FR	TD	YDS	TK	S	A	FF	FR	S	A
2022	Giants	15	5	30	23	7	1	2	0.0	0.0	1	2	0	0	0	3	0	1	0	3	1	1	0	0	1	0	0
2023	Giants	17	2	29	19	10	3	18	1.0	14.0	2	2	22	20	0	2	0	1	0	2	4	3	1	0	0	0	0
2024	Giants	17	6	50	25	25	1	5	1.0	5.0	1	1	0	0	0	6	1	0	0	0	6	3	3	0	1	0	0
2025	Giants	8	1	31	16	15	0	0	0.0	0.0	0	0	0	0	0	2	1	0	0	0	13	5	8	0	0	0	0
NFL TOTALS		57	14	140	83	57	5	25	2.0	19.0	4	5	22	20	0	13	2	2	0	5	24	12	12	0	2	0	0

DANE BELTON'S NFL POSTSEASON DEFENSIVE STATISTICS

DATE	TEAM	GP	GS	TACKLES							QBH	INTERCEPTIONS					O. FUMB				ST					MISC	
				TK	S	A	TFL	YDS	SK	YDS		NO	YDS	LG	TD	PD	FF	FR	TD	YDS	TK	S	A	FF	FR	S	A
2022	Giants	2	0	2	2	0	0	0	0.0	0.0	0	0	0	0	0	0	0	0	0	0	0	0	0	0	0	0	0
NFL TOTALS		2	0	2	2	0	0	0	0.0	0.0	0	0	0	0	0	0	0	0	0	0	0	0	0	0	0	0	0

SINGLE-GAME HIGHS: DEFENSIVE

Total Tackles	14 vs. Baltimore Ravens, Dec 15, 2024	Tackles For Loss	2 vs. Philadelphia Eagles, Jan 07, 2024
Solo Tackles	7 vs. Indianapolis Colts, Dec 29, 2024	Interceptions	2 vs. Los Angeles Rams, Dec 31, 2023
Sacks	1.0 vs. Baltimore Ravens, Dec 15, 2024 ...1 more at 1.0.	Interception Return Yards	22 vs. Los Angeles Rams, Dec 31, 2023
Passes Defensed	2 vs. Indianapolis Colts, Dec 29, 2024 ...1 more at 2.	Special Teams Tackles	4 at Dallas Cowboys, Sep 14, 2025
Forced Fumbles	1 vs. Philadelphia Eagles, Oct 09, 2025 ...1 more at 1.	Special Teams Fumble Recoveries	1 vs. Minnesota Vikings, Sep 08, 2024 ...1 more at 1.
Fumble Recoveries	1 vs. Los Angeles Rams, Dec 31, 2023 ...1 more at 1.	Longest Opp Fumble Return	3 vs. Carolina Panthers, Sep 18, 2022

SINGLE-GAME HIGHS - POSTSEASON: DEFENSIVE

Total Tackles	2 at Minnesota Vikings, Jan 15, 2023	Solo Tackles	2 at Minnesota Vikings, Jan 15, 2023
---------------	--------------------------------------	--------------	--------------------------------------

2025 GAME-BY-GAME REGULAR-SEASON STATISTICS (GIANTS)

			TACKLES								INTERCEPTIONS					O. FUMB				ST					MISC			
DATE	OPPONENT	P/S	TK	S	A	SK	YDS	TFL	YDS	QBH	NO	YDS	LG	TD	PD	FF	FR	TD	YDS	TK	S	A	FF	FR	S	A	W/L	SCORE
09/07	at Commanders	P	2	0	2	0.0	0.0	0	0	0	0	0	0	0	0	0	0	0	0	2	2	0	0	0	0	0	L	6-21
09/14	at Cowboys	P	3	1	2	0.0	0.0	0	0	0	0	0	0	0	1	0	0	0	0	4	1	3	0	0	0	0	L	37-40+
09/21	Chiefs	P	2	2	0	0.0	0.0	0	0	0	0	0	0	0	0	0	0	0	0	0	0	0	0	0	0	0	L	9-22
09/28	Chargers	P	2	1	1	0.0	0.0	0	0	0	0	0	0	0	0	0	0	0	0	3	1	2	0	0	0	0	W	21-18
10/05	at Saints	P	0	0	0	0.0	0.0	0	0	0	0	0	0	0	0	0	0	0	0	1	0	1	0	0	0	0	L	14-26
10/09	Eagles	P	5	2	3	0.0	0.0	0	0	0	0	0	0	0	1	1	0	0	0	2	1	1	0	0	0	0	W	34-17
10/19	at Broncos	P	10	6	4	0.0	0.0	0	0	0	0	0	0	0	0	0	0	0	0	0	0	0	0	0	0	0	L	32-33
10/26	at Eagles	S	7	4	3	0.0	0.0	0	0	0	0	0	0	0	0	0	0	0	0	1	0	1	0	0	0	0	L	20-38
2025 TOTALS		8-1	31	16	15	0.0	0.0	0	0	0	0	0	0	0	2	1	0	0	0	13	5	8	0	0	0	0	2-6	

+ - Overtime



KORIE BLACK  
CB #38

HEIGHT: 6-0  
WEIGHT: 190 lbs  
COLLEGE: OKLAHOMA STATE  
HOW ACQUIRED: FA-'25  
NFL EXP.: R  
GIANTS EXP.: R



GIANTS  
SINCE 1960  
BIG BLUE  
GREEN

CAREER HIGHLIGHTS

- Has appeared in two games for the New York Jets and 1 game for the Giants in 2025.
- Made his Giants debut in Week 8 at Philadelphia (10/26) and recorded his first career tackle.

COLLEGE

- Appeared in 62 games over five seasons at Oklahoma State...Totaled 100 tackles, 25 passes defended, 4 interceptions, 3 fumble recoveries, 2.5 tackles for loss and 2 forced fumbles.
- Earned honorable mention All-Big 12 in 2024...Started all 12 games, posted 36 tackles with 28 solo stops, 12 passes defended and 3 interceptions.
- Award honorable mention All-Big 12 honors in 2023 after starting 13 games and producing 17 tackles, 6 passes defended, 1 interception, 1 forced fumble and 1 tackle for loss.
- In 2022, started 13 games...Credited with 25 tackles, 4 passes defended, 1.5 tackles for loss and 1 forced fumble returned for a touchdown...Black was one of four Oklahoma State defensive players to start all 13 games.
- Played 14 games in 2021...Garnered 19 tackles with 12 solo

- stops, 3 fumbles recovered and 2 passes defended...Ranked 3rd in the FBS in fumble recoveries.
- As a freshman in 2020, saw action in 10 games, primarily on special teams...Contributed 3 solo tackles and 1 pass defended.

PERSONAL

- Son of Keith and Kiesha Baker...Has two brothers, Keith Jr. and Kobe...His father played defensive back at Kansas State...His brother, Kobe, currently plays defensive back at Texas.
- Attended Connally High School in Waco, Texas...Was a three-star prospect coming out of high school...Four-year letterman playing both sides of the ball...As a senior, had more than 500 receiving yards, 29 tackles, and 1 interception helping lead his team to a 12-1 record.

MAIN TRANSACTIONS

- Originally a 7th-round (246th overall) draft choice by the Giants in 2025.
- Waived by the Giants on 8/27/25.
- Signed by the New York Jets to the practice squad on 8/29/25.
- Signed by the Giants to the active roster on 10/21/25.

KORIE BLACK'S NFL REGULAR SEASON DEFENSIVE STATISTICS

				TACKLES								INTERCEPTIONS								O. FUMB				ST					MISC	
DATE	TEAM	GP	GS	TK	S	A	TFL	YDS	SK	YDS	QBH	NO	YDS	LG	TD	PD	FF	FR	TD	YDS	TK	S	A	FF	FR	S	A			
2025	Jets	2	0	0	0	0	0	0	0.0	0.0	0	0	0	0	0	0	0	0	0	0	0	0	0	0	0	0	0			
Went from N.Y. Jets to N.Y. Giants.																														
2025	Giants	1	0	1	0	1	0	0	0.0	0.0	0	0	0	0	0	0	0	0	0	0	0	0	0	0	0	0	0			
2025	TOTAL	3	0	1	0	1	0	0	0.0	0.0	0	0	0	0	0	0	0	0	0	0	0	0	0	0	0	0	0			
NFL TOTALS		3	0	1	0	1	0	0	0.0	0.0	0	0	0	0	0	0	0	0	0	0	0	0	0	0	0	0	0			

SINGLE-GAME HIGHS: DEFENSIVE


Total Tackles

1 at Philadelphia Eagles, Oct 26, 2025

2025 GAME-BY-GAME REGULAR-SEASON STATISTICS (JETS/GIANTS)

			TACKLES								INTERCEPTIONS					O. FUMB				ST				MISC																
DATE	OPPONENT	P/S	TK	S	A	SK	YDS	TFL	YDS	QBH	NO	YDS	LG	TD	PD	FF	FR	TD	YDS	TK	S	A	FF	FR	S	A	W/L	SCORE												
09/07	Steelers	P									PRACTICE SQUAD																	L	32-34											
09/14	Bills		0	0	0	0.0	0.0	0	0	0	0	0	0	0	0	0	0	0	0	0	0	0	0	0	0	0	L	10-30												
09/21	at Buccaneers											PRACTICE SQUAD																	L	27-29										
09/29	at Dolphins											PRACTICE SQUAD																	L	21-27										
10/05	Cowboys											PRACTICE SQUAD																	L	22-37										
10/12	Broncos											PRACTICE SQUAD																	L	11-13										
10/19	Panthers											PRACTICE SQUAD																	L	6-13										
			Went from <b>Jets</b> to <b>Giants</b> .																																					
10/26	at Eagles	P	1	0	1	0.0	0.0	0	0	0	0	0	0	0	0	0	0	0	0	0	0	0	0	0	0	0	L	20-38												
2025 TOTALS		2-0	1	0	1	0.0	0.0	0	0	0	0	0	0	0	0	0	0	0	0	0	0	0	0	0	0	0	0-8													





BEAU BRADE

S #34

(BRAID)

HEIGHT: 6-0  
WEIGHT: 209 lbs  
COLLEGE: MARYLAND  
HOW ACQUIRED: W(BAL)-'25  
NFL EXP.: 2 YEARS  
GIANTS EXP.: 1 YEAR



GIANTS  
SINCE 1960  
BIG BLUE  
GREEN

2025 SEASON HIGHLIGHTS

- Made his Giants debut in Week 2 at Dallas (9/14) and recorded 1 special teams tackle.
- Logged 1 special teams tackle in Week 7 at Denver (10/19).

CAREER HIGHLIGHTS

- Has played in 17 games over two seasons with the Ravens (2024) and Giants (2025).
- Appeared in 11 games in 2024 and recorded 2 tackles (1 solo), and 1 special teams tackle...Totaled 207 snaps on special teams for the Ravens.

COLLEGE

- Played at Maryland for all four seasons as a defensive back...Played in 41 games and tallied 177 tackles (115 solo), 14 passes defended, 9.5 tackles for loss, 3 interceptions, 3 forced fumbles and 1 sack.
- In 2023, started all 12 games...Recorded 75 tackles (48 solo), 7 passes defended, 4 tackles for loss, 1 forced fumble and 1 interception...Named honorable mention All-Big Ten.
- Started all 13 games in 2022...Career high 85 tackles (55 solo), 7 passes defended, 4 tackles for loss, 2 fumble recoveries and 2

interceptions...Honorable mention All-Big Ten.

- Appeared in 11 games in 2021...Totaled 14 tackles (10 solo), 1.5 tackles for loss and 1 sack.
- In a shortened season due to the COVID-19 pandemic in 2020, played in five games and produced 3 tackles (2 solo).

PERSONAL

- Son of Ron and Angela Brade...His father played football at Virginia Tech as a walk-on outside linebacker, graduating in 1988.
- In high school, Brade was named 2019 Howard County Defensive Player of the Year and second-team All-MET... Had 450 career tackles and broke the school record for assisted tackles (184)...A junior in 2018, tallied 126 tackles (66 solo), 2 interceptions on defense and 3 touchdowns on offense...Two-time All-Metro selection and two-time County Champion.

MAIN TRANSACTIONS

- Signed with the Baltimore Ravens as an undrafted free agent on 5/3/24.
- Waived by the Ravens on 8/26/25 and claimed off waivers by the New York Giants on 8/27/25.

BEAU BRADE'S NFL REGULAR SEASON DEFENSIVE STATISTICS																											
DATE	TEAM	GP	GS	TACKLES								INTERCEPTIONS					O. FUMB				ST				MISC		
				TK	S	A	TFL	YDS	SK	YDS	QBH	NO	YDS	LG	TD	PD	FF	FR	TD	YDS	TK	S	A	FF	FR	S	A
2024	Ravens	11	0	2	1	1	0	0	0.0	0.0	0	0	0	0	0	0	0	0	1	0	1	0	0	0	0		
2025	Giants	5	0	0	0	0	0	0	0.0	0.0	0	0	0	0	0	0	0	0	2	1	1	0	0	0	0		
NFL TOTALS		16	0	2	1	1	0	0	0.0	0.0	0	0	0	0	0	0	0	0	3	1	2	0	0	0	0		

BEAU BRADE'S NFL POSTSEASON DEFENSIVE STATISTICS																											
DATE	TEAM	GP	GS	TACKLES								INTERCEPTIONS					O. FUMB				ST				MISC		
				TK	S	A	TFL	YDS	SK	YDS	QBH	NO	YDS	LG	TD	PD	FF	FR	TD	YDS	TK	S	A	FF	FR	S	A
2024	Ravens	0	0	0	0	0	0	0	0.0	0.0	0	0	0	0	0	0	0	0	0	0	0	0	0	0	0		
NFL TOTALS		0	0	0	0	0	0	0	0.0	0.0	0	0	0	0	0	0	0	0	0	0	0	0	0	0	0		

SINGLE-GAME HIGHS: DEFENSIVE

Total Tackles

2 at Houston Texans, Dec 25, 2024

Solo Tackles

1 at Houston Texans, Dec 25, 2024

2025 GAME-BY-GAME REGULAR-SEASON STATISTICS (GIANTS)

			TACKLES							INTERCEPTIONS					O. FUMB				ST				MISC						
DATE	OPPONENT	P/S	TK	S	A	SK	YDS	TFL	YDS	QBH	NO	YDS	LG	TD	PD	FF	FR	TD	YDS	TK	S	A	FF	FR	S	A	W/L	SCORE	
09/07	at Commanders		ON INACTIVE LIST																									L	6-21
09/14	at Cowboys		ON INACTIVE LIST																									L	37-40+
09/21	Chiefs	P	0	0	0	0.0	0.0	0	0	0	0	0	0	0	0	0	0	0	0	0	0	0	0	0	0	0	L	9-22	
09/28	Chargers		ON INACTIVE LIST																									W	21-18
10/05	at Saints	P	0	0	0	0.0	0.0	0	0	0	0	0	0	0	0	0	0	0	0	0	0	0	0	0	0	0	L	14-26	
10/09	Eagles	P	0	0	0	0.0	0.0	0	0	0	0	0	0	0	0	0	0	0	0	0	0	0	0	0	0	0	W	34-17	
10/19	at Broncos	P	0	0	0	0.0	0.0	0	0	0	0	0	0	0	0	0	0	0	0	1	1	0	0	0	0	0	L	32-33	
10/26	at Eagles	P	0	0	0	0.0	0.0	0	0	0	0	0	0	0	0	0	0	0	0	0	0	0	0	0	0	0	L	20-38	
2025 TOTALS		5-0	0	0	0	0.0	0.0	0	0	0	0	0	0	0	0	0	0	0	0	1	1	0	0	0	0	0	2-6		
+ - Overtime																													



# BRIAN BURNS

## OLB #0

HEIGHT: 6-5  
WEIGHT: 250 lbs  
COLLEGE: FLORIDA STATE  
HOW ACQUIRED: T(CAR)-'24  
NFL EXP.: 7 YEARS  
GIANTS EXP.: 2 YEARS



### 2025 SEASON HIGHLIGHTS

- Burns is tied for 1st in the NFL with 10.0 sacks this season...His 13 tackles for loss are the 2nd-most in the NFL...He is the fourth Giant to total 10.0+ sacks through the first eight games of a season, joining Michael Strahan (12.5 in 2001), Leonard Marshall (11.5 in 1985) and Lawrence Taylor (10.5 in 1986).
- Recorded 6 tackles, 2.0 sacks, 2 quarterback hits and 2 tackles for loss at Washington in Week 1 (9/7)...Became the first Giant to record 2.0+ sacks in a Week 1 game since DE Jason Pierre-Paul notched 2.0 sacks at Washington on 9/11/11.
- Added 3 tackles, 1.0 sack, 1 quarterback hit, 2 tackles for loss and 1 pass defended at Dallas in Week 2 (9/14).
- Tallied 6 tackles, 1.0 sack, 2 quarterback hits, 1 forced fumble and 2 passes defended in the home opener against Kansas City (9/21).
- Logged 5 tackles, 1.0 sack and a career-high-tying 4 quarterback hits in the win over the Chargers (9/28)...Joined DT Keith Hamilton (1997) as the second Giant since 1982 (when sacks became an official statistic) to start the season with at least 1.0 sack in four straight games.
- Recorded 7 total tackles and 2.0 sacks in the win over Philadelphia (10/9)...Became just the fourth Giant since 2000 to record 7.0 sacks in the first six games of a season, joining Dexter Lawrence II (7.0 in 2024), Jason Pierre-Paul (7.5 in 2011), Osi Umenyiora (8.0 in 2010 and 7.0 in 2007) and Michael Strahan (10.5 in 2001).
- Totaled 4 tackles, 2.0 sacks, 2 quarterback hits, 3 tackles for loss and 1 pass defended at Denver in Week 7 (10/19)...Registered 2.0+ sacks in back-to-back games for the first time in his career and became the first Giant to do so since Olivier Vernon (2.0 sacks at Cleveland, 11/27/2016 and 2.0 sacks at Pittsburgh, 12/4/2016).
- Registered 4 tackles (2 solo) and 1.0 sack, 1 quarterback hit and 1 tackle for loss in Week 8 at Philadelphia (10/26).

### HONORS

- Pro Bowl: 2021, 2022
- NFC Defensive Player of the Week: 2020 Week 11, 2022 Week 12

### CAREER HIGHLIGHTS

- In seven seasons with Carolina and the Giants, Burns has played in 105 regular-season games with 92 starts...Totals include 353 tackles, 64.5 sacks, 127 quarterback hits, 89 tackles for loss, 25 passes defended, 11 forced fumbles and 2 fumble recoveries, including 1 he returned for a touchdown.
- In 2024, started all 17 games...Led the team with 17 tackles for loss and 18 quarterback hits and finished 2nd with 8.5 sacks and 8 passes defended...Totaled 71 tackles (42 solo), and 2 forced fumbles...His 8.5 sacks tied Olivier Vernon (2016) for the 2nd-highest total in a player's first season with the Giants, behind only

Markus Golden (10.0 in 2019).

- Recorded 3 tackles (2 solo), 1.0 sack, 2 quarterback hits, 2 passes defended, and 1 forced fumble at Cleveland (9/22/24)...Became the 3rd Giant to record at least 2 passes defended, 1.0 sack and 1 forced fumble in a game, joining Terrell Thomas (2010) and Brent Alexander (2004).
- In 2023, started all 16 games in which he played...Inactive with a concussion at Chicago (11/9/23)...Tallied 50 tackles (32 solo), 8.0 sacks, 18 quarterback hits, 16 tackles for loss, 2 passes defended, 1 forced fumble, and 1 fumble recovery.
- In 2022, started the first 16 games at defensive end before missing the season finale with an ankle injury...Selected to his second straight Pro Bowl...Registered a career-high 12.5 sacks...Ranked 4th on the team and 10th among NFL defensive linemen with a career-best 63 tackles (34 solo)...Led the team and finished tied for 3rd in the league with 17 tackles for loss...Named Week 12 NFC Defensive Player of the Week after recording 2.0 sacks, including a strip sack, and a tackle for loss vs. Denver.
- In 2021, played in all 17 games with 16 starts...Named a Pro Bowl starter...Posted 51 tackles (31 solo)...Recorded 9.0 sacks for the second straight season...Led the team and tied for 5th in the NFC with 13 in tackles for loss.
- In 2020, played in 15 games with 14 starts...Led the Panthers with 9.0 sacks and a career-high 3 forced fumbles...Made 58 tackles (35 solo), 21 quarterback hits...Named Week 11 NFC Defensive Player of the Week after twice sacking Matthew Stafford – his first career multi-sack game - vs. Detroit (11/22/20).
- As a rookie in 2019, played in all 16 games with five starts in 2019 season...Posted 7.5 sacks to go with 23 tackles (17 solo), 1 forced fumble, and 1 fumble recovery return for a touchdown...Recovered a fumble by Gardner Minshew, who was sacked by Mario Addison, and returned it 56 yards for a touchdown vs. Jacksonville (10/6).

### NOTES TO KNOW

- Became the eighth player in NFL history with 7.5+ sacks in each of their first seven seasons to begin their career, joining Hall of Famers Reggie White, Derrick Thomas, Jared Allen, as well as DeMarcus Ware, Ryan Kerrigan, Aaron Donald and Yannick Ngakoue.
- Burns and Cleveland's Myles Garrett are the only NFL players with at least 7.5 sacks in each season from 2019-25.
- Burns' 64.5 sacks are tied for the 4th-highest total in the NFL since he entered the league in 2019 and tied with San Francisco's Nick Bosa for the most among players in the 2019 draft class.
- Burns also owns 89 tackles for loss since entering the league in 2019, which is the 5th-most among all defenders.
- His 46.0 sacks as a member of the Panthers place him 5th in franchise history.

### COLLEGE

- Played in 38 games with 25 starts for Florida State and recorded 124 tackles, including 39.5 for loss, with 24.0 sacks, 7 forced fumbles, 7 pass breakups, 3 blocked kicks, and 2 fumble recoveries.
- In 2018, produced 52 tackles, including 15.5 for loss with 10.0 sacks, 8 quarterback hurries, 3 forced fumbles, 3 pass breakups and 1 fumble recovery...Ranked first in the ACC and 8th in the NCAA with 0.83 sacks per game, while leading the ACC in tackles for loss.
- In 2017, recorded 48 tackles, including 13.5 for loss and 4.5 sacks, 3 forced fumbles and 2 blocked punts, tying for first in the conference.
- In 2016, earned Freshman All-American honors from a number of publications after he led all NCAA freshmen with 9.5 sacks, the most by an FSU freshman since 1977.

OFF-THE-FIELD ACTIVITY

- Participated in the Built Ford Tough Field Day at the Quest Diagnostic Training Center for the 10 high school girls flag football champions from leagues supported by the Giants... Participated in MetLife Pet Insurance campaign to raise awareness for rescue animals and highlight the importance of pet insurance... Represented Route #53 Dawg Rescue Foundation during Week 13 of the NFL season for My Cause My Cleats... After the team

practice in Germany prior to the Sunday game, met with the 120 students that participated in the NFL Flag clinic... Met with members from the Wounded Warriors Project during their visit to the Quest Diagnostics Training Center to watch practice and enjoy a day with the Giants.

PERSONAL

- Attended American Heritage High School in Fort Lauderdale, FL...Played in the 2016 U.S. Army All-American Bowl in San Antonio, tallying 2 tackles and a pass breakup.
- In 2015, named the Sun-Sentinel Defensive Player of the Year and grabbed Class 5A first-team all-state honors in 2015...Recorded 135 tackles and 28 sacks over his junior and senior seasons...Helped American Heritage win state titles in 2013 and 2014.
- Brother, Stanley McClover, was drafted by Carolina in 2006.

MAIN TRANSACTIONS

- Originally a 1st-round (16<sup>th</sup> pick overall) draft choice by the Carolina Panthers in 2019.
- Traded to the Giants for a 2024 2nd-round draft choice, a 2025 5th-round choice, and a swap of 2024 5th-rounders on 3/13/24.

BRIAN BURNS' NFL REGULAR SEASON DEFENSIVE STATISTICS																													
DATE	TEAM	GP	GS	TK	S	A	TACKLES					QBH	INTERCEPTIONS					O. FUMB				ST				MISC			
							TFL	YDS	SK	YDS	NO		YDS	LG	TD	PD	FF	FR	TD	YDS	TK	S	A	FF	FR	S	A		
2019	Panthers	16	5	23	17	6	5	28	7.5	34.0	16	0	0	0	0	0	1	1	1	56	2	2	0	0	0	0	0	0	
2020	Panthers	15	14	58	35	23	8	51	9.0	78.0	21	0	0	0	0	4	3	0	0	0	0	0	0	0	0	0	0		
2021	Panthers	17	16	51	31	20	13	61	9.0	78.0	18	0	0	0	0	4	2	0	0	0	0	0	0	0	0	0	0		
2022	Panthers	16	16	63	34	29	17	98	12.5	83.0	22	0	0	0	0	3	1	0	0	0	0	0	0	0	0	0	0		
2023	Panthers	16	16	50	32	18	16	74	8.0	56.0	18	0	0	0	0	2	1	1	0	0	0	0	0	0	0	0	0		
2024	Giants	17	17	71	42	29	17	87	8.5	77.0	18	0	0	0	0	8	2	0	0	0	0	0	0	0	0	0	0		
2025	Giants	8	8	38	25	13	13	93	10.0	89.0	14	0	0	0	0	4	1	0	0	0	0	0	0	0	0	0	0		
NFL TOTALS		105	92	354	216	138	89	492	64.5	495.0	127	0	0	0	0	25	11	2	1	56	2	2	0	0	0	0	0		

SINGLE-GAME HIGHS: DEFENSIVE

Total Tackles	9 at Carolina Panthers, Nov 10, 2024	Fumble Recoveries	1 vs. Atlanta Falcons, Dec 17, 2023
Solo Tackles	5 vs. Kansas City Chiefs, Sep 21, 2025		...1 more at 1.
	...3 more at 5.	Tackles For Loss	3 at Denver Broncos, Oct 19, 2025
Sacks	2.0 at Denver Broncos, Oct 19, 2025		...4 more at 3.
	...8 more at 2.0.	Special Teams Tackles	1 at Indianapolis Colts, Dec 22, 2019
Passes Defensed	2 vs. Kansas City Chiefs, Sep 21, 2025		...1 more at 1.
	...2 more at 2.	Longest Opp Fumble Return	56 vs. Jacksonville Jaguars, Oct 06, 2019
Forced Fumbles	1 vs. Kansas City Chiefs, Sep 21, 2025		
	...10 more at 1.		

2025 GAME-BY-GAME REGULAR-SEASON STATISTICS (GIANTS)

			TACKLES								INTERCEPTIONS					O. FUMB				ST					MISC			
DATE	OPPONENT	P/S	TK	S	A	SK	YDS	TFL	YDS	QBH	NO	YDS	LG	TD	PD	FF	FR	TD	YDS	TK	S	A	FF	FR	S	A	W/L	SCORE
09/07	at Commanders	S	6	2	4	2.0	10.0	2	10	2	0	0	0	0	0	0	0	0	0	0	0	0	0	0	0	0	L	6-21
09/14	at Cowboys	S	3	3	0	1.0	1.0	2	2	1	0	0	0	0	1	0	0	0	0	0	0	0	0	0	0	0	L	37-40+
09/21	Chiefs	S	6	5	1	1.0	15.0	1	15	2	0	0	0	0	2	1	0	0	0	0	0	0	0	0	0	0	L	9-22
09/28	Chargers	S	5	4	1	1.0	16.0	1	16	4	0	0	0	0	0	0	0	0	0	0	0	0	0	0	0	0	W	21-18
10/05	at Saints	S	3	2	1	0.0	0.0	1	2	0	0	0	0	0	0	0	0	0	0	0	0	0	0	0	0	0	L	14-26
10/09	Eagles	S	7	3	4	2.0	17.0	2	17	2	0	0	0	0	0	0	0	0	0	0	0	0	0	0	0	0	W	34-17
10/19	at Broncos	S	4	4	0	2.0	14.0	3	15	2	0	0	0	0	1	0	0	0	0	0	0	0	0	0	0	0	L	32-33
10/26	at Eagles	S	4	2	2	1.0	16.0	1	16	1	0	0	0	0	0	0	0	0	0	0	0	0	0	0	0	0	L	20-38
2025 TOTALS		8-8	38	25	13	10.0	89.0	13	93	14	0	0	0	0	4	1	0	0	0	0	0	0	0	0	0	0	2-6	

+ - Overtime





DALEN CAMBRE

WR #83

(cam-BREE)

HEIGHT: 6-0  
WEIGHT: 192 lbs  
COLLEGE: LOUISIANA  
HOW ACQUIRED: FA-'25  
NFL EXP.: R  
GIANTS EXP.: R



GIANTS  
SINCE 1960  
BIG BLUE  
GREEN

COLLEGE

- Spent his career at Louisiana, playing 50 games...Totaled 10 receptions for 123 yards (12.3-yard avg.) and 1 touchdown...Garnered 17 tackles, 2 blocked punts and 1 fumble recovery for a touchdown on defense and special teams...Also served as the team's holder.
- Played in 14 games in 2024...Tallied 5 receptions for 46 yards (9.2-yard avg.)...With special teams, had 9 tackles (8 solo) and 1 blocked punt.
- In 2023, played in all 13 games, primarily seeing action on special teams...Through the air, caught 1 pass for 18 yards...Totaled 6 tackles and 1 blocked punt.
- Saw action in all 13 games in 2022, serving as the team's holder...Totaled 2 tackles...As a reserve wide receiver, had 3 receptions for 49 yards (16.3-yard avg.).
- Primarily participated on special teams through 13 games in 2021...Recorded 1 fumble recovery, which he returned for a

touchdown.

- Recorded 1 reception for 10 yards (10-yard avg.) in 2020...Was a member of the practice squad in 2019.

PERSONAL

- Son of Mark and Sandra Cambre...Has a brother, Hunter...Father played basketball at LSU...Majored in sports management and graduated from Louisiana in 2024.
- Attended St. Thomas More Catholic High School in Lafayette, Louisiana...Was second team All-District and Burlsworth Character award winner...Played in the NUC All-American game.

MAIN TRANSACTIONS

- Originally signed with the Giants as an undrafted free agent on 5/9/25.

DALEN CAMBRE'S NFL REGULAR SEASON RUSHING/RECEIVING STATISTICS


DATE	TEAM	GP	GS	RECEIVING					TD	RUSHING					TD
				NO.	YDS.	AVG.	LG			NO.	YDS.	AVG.	LG		
2025	Giants	0	0	0	0	0.0	0	0		0	0	0.0	0	0	
NFL TOTALS		0	0	0	0	0.0	0	0		0	0	0.0	0	0	

DALEN CAMBRE'S NFL REGULAR SEASON RETURN STATISTICS

DATE	TEAM	KICKOFF RETURNS					PUNT RETURNS					TD
		RET.	YDS.	AVG.	LG		NO.	FC	YDS.	AVG.	LG	
2025	Giants	0	0	0.0	0	0	0	0	0	0.0	0	0
NFL TOTALS		0	0	0.0	0	0	0	0	0	0.0	0	0

2025 GAME-BY-GAME REGULAR-SEASON STATISTICS (GIANTS)

DATE	OPPONENT	P/S	RECEIVING					RUSHING					W/L	SCORE
			NO.	YDS.	AVG.	LG	TD	NO.	YDS.	AVG.	LG	TD		
09/21	Chiefs												L	9-22
09/28	Chargers												W	21-18
10/05	at Saints												L	14-26
10/09	Eagles												W	34-17
10/19	at Broncos												L	32-33
10/26	at Eagles												L	20-38
2025 TOTALS		0-0	0	0	0.0	0	0	0	0	0.0	0	0	2-4	



ABDUL CARTER  
OLB #51

HEIGHT: 6-3  
WEIGHT: 252 lbs  
COLLEGE: PENN STATE  
HOW ACQUIRED: D1-'25  
NFL EXP.: R  
GIANTS EXP.: R



GIANTS  
SINCE 1960  
BIG BLUE  
G-MEN

CAREER HIGHLIGHTS

- Carter has played in all eight games (one start) this season for the Giants...Made his NFL debut at Washington (9/7) in Week 1 and made his first career start against Kansas City in Week 3 (9/21)...Became the only Giant to record at least 1 quarterback hit in the first four games of his career since 2006, when quarterback hits became an official statistic...His 8 quarterback hits are the 2nd-most by a rookie this season.
- Recorded 3 tackles, 1 quarterback hit and a half-sack against Washington in Week 1...Became the first Giant to contribute to a sack in his career debut since Tomon Fox at Tennessee on 9/11/22.
- Added 1 tackle and a career-high 5 quarterback hits in the Week 4 win over the Chargers (9/28).
- Totaled a season-best 5 tackles (2 solo) in Week 8 at Philadelphia (10/26).

NOTES TO KNOW

- Carter was selected 3rd overall in the 2025 NFL Draft...The last time the Giants selected at No. 3 was in 1984, when the team chose LB Carl Banks out of Michigan State.

COLLEGE

- Played three seasons at Penn State (42 games, 35 starts) and totaled 172 tackles, 39.5 tackles for loss, 23.0 sacks, 14 passes defended, 5 forced fumbles and 1 interception.
- Among all-time school rankings, left Penn State with the 6th-most sacks (23.0) and the 8th-most tackles for loss (39.5).
- In his final season at Penn State in 2024, was named a unanimous consensus All-American...Selected as the Nagurski-Woodson Big Ten Defensive Player of the Year...Voted All-Big Ten first team by

the coaches and media...Started all 16 games and finished with 68 tackles, 23.5 tackles for loss, 12.0 sacks, 4 passes defended and 2 forced fumbles...His 23.5 tackles for loss led the nation and his 12.0 sacks ranked 2nd in the Big Ten and 7th in the country.

- As a sophomore in 2023, earned first-team All-Big Ten honors from the league's coaches and second-team from the media...Named a second-team All-American by Sports Illustrated...Started 13 games and made 48 tackles, 5.5 tackles for loss, 5 passes defended, 4.5 sacks, 1 interception and 1 forced fumble.
- In 2022, during his true freshman season, named second-team All-Big Ten by the media...Named as a true freshman All-American by ESPN.com, On3, and 247Sports...Made six starts across 13 games and notched 56 tackles, 10.5 tackles for loss, 6.5 sacks and 2 forced fumbles...His 6.5 sacks were tied for the 3rd-most among all freshmen.

PERSONAL

- Is the son of Tina and Christopher Carter...Has four siblings...Two sisters, Cheryl and Cianie and two brothers, Hakim and Isaiah.
- Attended La Salle College High School in Philadelphia, PA...Voted team captain and MVP as a senior...Helped lead his school to a 9-2 record and a Philadelphia Catholic League Championship as a senior...Recorded 78 tackles, 10 tackles for loss and 2.0 sacks as a senior...Rated a four-star prospect by 247Sports, On3, Rivals and ESPN.
- Played power forward for the La Salle College basketball team.

MAIN TRANSACTIONS

- Originally a 1st-round (3rd overall) draft choice by the Giants in 2025.

ABDUL CARTER'S NFL REGULAR SEASON DEFENSIVE STATISTICS

				TACKLES								INTERCEPTIONS						O. FUMB				ST						MISC	
DATE	TEAM	GP	GS	TK	S	A	TFL	YDS	SK	YDS	QBH	NO	YDS	LG	TD	PD	FF	FR	TD	YDS	TK	S	A	FF	FR	S	A		
2025	Giants	8	1	21	10	11	1	1	0.5	5.5	8	0	0	0	0	0	0	0	0	0	0	0	0	0	0	0	0		
NFL TOTALS		8	1	21	10	11	1	1	0.5	5.5	8	0	0	0	0	0	0	0	0	0	0	0	0	0	0	0	0		

SINGLE-GAME HIGHS: DEFENSIVE

Total Tackles 5 at Philadelphia Eagles, Oct 26, 2025  
Solo Tackles 3 vs. Kansas City Chiefs, Sep 21, 2025

Sacks 0.5 at Washington Commanders, Sep 07, 2025  
Tackles For Loss 1 vs. Kansas City Chiefs, Sep 21, 2025

2025 GAME-BY-GAME REGULAR-SEASON STATISTICS (GIANTS)

			TACKLES								INTERCEPTIONS					O. FUMB				ST				MISC					
DATE	OPPONENT	P/S	TK	S	A	SK	YDS	TFL	YDS	QBH	NO	YDS	LG	TD	PD	FF	FR	TD	YDS	TK	S	A	FF	FR	S	A	W/L	SCORE	
09/07	at Commanders	P	3	1	2	0.5	5.5	0	0	1	0	0	0	0	0	0	0	0	0	0	0	0	0	0	0	0	L	6-21	
09/14	at Cowboys	P	1	1	0	0.0	0.0	0	0	1	0	0	0	0	0	0	0	0	0	0	0	0	0	0	0	0	L	37-40+	
09/21	Chiefs	S	4	3	1	0.0	0.0	1	1	1	0	0	0	0	0	0	0	0	0	0	0	0	0	0	0	0	L	9-22	
09/28	Chargers	P	1	1	0	0.0	0.0	0	0	5	0	0	0	0	0	0	0	0	0	0	0	0	0	0	0	0	W	21-18	
10/05	at Saints	P	4	1	3	0.0	0.0	0	0	0	0	0	0	0	0	0	0	0	0	0	0	0	0	0	0	0	L	14-26	
10/09	Eagles	P	0	0	0	0.0	0.0	0	0	0	0	0	0	0	0	0	0	0	0	0	0	0	0	0	0	0	W	34-17	
10/19	at Broncos	P	3	1	2	0.0	0.0	0	0	0	0	0	0	0	0	0	0	0	0	0	0	0	0	0	0	0	L	32-33	
10/26	at Eagles	P	5	2	3	0.0	0.0	0	0	0	0	0	0	0	0	0	0	0	0	0	0	0	0	0	0	0	L	20-38	
2025 TOTALS		8-1	21	10	11	0.5	5.5	1	1	8	0	0	0	0	0	0	0	0	0	0	0	0	0	0	0	0	2-6		
+ - Overtime																													



ELIJAH CHATMAN  
DL #94

HEIGHT: 6-0  
WEIGHT: 278 lbs  
COLLEGE: SOUTHERN METHODIST  
HOW ACQUIRED: FA-'24  
NFL EXP.: 2 YEARS  
GIANTS EXP.: 2 YEARS



CAREER HIGHLIGHTS

- As a rookie, Chatman played in all 17 games with three starts...Collected 21 tackles (11 solo), 2 tackles for loss, 1.0 sack, 3 quarterback hits and 1 fumble recovery...Produced 3 tackles (2 solo), 1 tackle for loss, and his first career sack and fumble recovery at Cleveland (9/22/24)...Became the second Giants undrafted free agent to record at least 1.0 sack and 1 fumble recovery in a game (also Kerry Wynn at St. Louis on 12/21/2014).

NOTES TO KNOW

- Chatman was the first undrafted rookie defensive player to start a season opener (vs. Minnesota, 9/8/24) for the Giants. He was the first undrafted free agent to start since fullback Shane Smith at Dallas on 9/10/17.

COLLEGE

- In five seasons at SMU, Chatman played in 60 games, the 2nd-highest total in program history...Career totals include 148 tackles (98 solo), 34 tackles for loss, 13.5 sacks, 5 fumble recoveries and 1 forced fumble.
- In 2023, named first-team All-AAC...Played in 14 games with 11 starts and recorded 33 tackles (23 solo), 9 stops for loss, and a career-high 4.5 sacks.
- In 2022, selected second-team All-AAC...Played in 13 games with 11 starts...Registered 39 tackles (21 solo), including 5 tackles for loss and 3.0 sacks.
- In 2021, named second-team All-AAC...Played in 12 games with 11 starts and tallied career-high totals of 40 tackles, 25 solo stops, and 10 tackles for loss...Posted 2.5 sacks.
- In 2020, started all 10 games and made 25 tackles (22 solo), including 7.5 tackles for loss and 3.0 sacks.

OFF-THE-FIELD ACTIVITY

- Continued the annual rookie Thanksgiving tradition at Eva's Village to prepare and serve lunch for the community members of Eva's Village in Paterson, N.J.... After the team practice in Germany prior to the Sunday game, met with the 120 students that participated in the NFL Flag clinic... Met with members from the Wounded Warriors Project during their visit to the Quest Diagnostics Training Center to watch practice and enjoy a day with the Giants... Joined Project Kind, an organization to support those experiencing homelessness, to host an event with 125 people from the organization for a day of haircuts, spa treatments and lunch at MetLife stadium... Hosted the boys from the Far Rockaway and Harlem Giants that were graduating middle school for a day at the training facility filled with character building activities, lunch in the team cafeteria and different games in the field house... To celebrate Halloween, dressed in costume to visit patients and distribute giftbags at Hackensack University Medical Center's Joseph M. Sanzari Children's Hospital.

PERSONAL

- Played both offense and defense at Evangel Christian Academy in Shreveport, LA....In 2018, named LSWA Class 5A All-State Defensive Player of the Year, first-team all-state, and District 1-5A MVP... Registered 58 tackles and 9 sacks...Had 14 carries for 119 yards...Team finished 8-4 overall, 6-0 in district play, and advanced to the LHSAA Division I Semifinals.

MAIN TRANSACTIONS

- Originally signed as a rookie free agent by the Giants on 5/13/24.

ELIJAH CHATMAN'S NFL REGULAR SEASON DEFENSIVE STATISTICS

		TACKLES										INTERCEPTIONS					O. FUMB				ST					MISC		
DATE	TEAM	GP	GS	TK	S	A	TFL	YDS	SK	YDS	QBH	NO	YDS	LG	TD	PD	FF	FR	TD	YDS	TK	S	A	FF	FR	S	A	
2024	Giants	17	3	21	11	10	2	11	1.0	10.0	3	0	0	0	0	0	0	0	1	0	0	0	0	0	0	0	0	0
2025	Giants	0	0	0	0	0	0	0	0.0	0.0	0	0	0	0	0	0	0	0	0	0	0	0	0	0	0	0	0	
NFL TOTALS		17	3	21	11	10	2	11	1.0	10.0	3	0	0	0	0	0	0	0	1	0	0	0	0	0	0	0	0	0

SINGLE-GAME HIGHS: DEFENSIVE

Total Tackles 4 vs. Indianapolis Colts, Dec 29, 2024  
Solo Tackles 2 at Cleveland Browns, Sep 22, 2024

Fumble Recoveries 1 at Cleveland Browns, Sep 22, 2024  
Tackles For Loss 1 at Cleveland Browns, Sep 22, 2024

2025 GAME-BY-GAME REGULAR-SEASON STATISTICS (GIANTS)

			TACKLES							INTERCEPTIONS					O. FUMB			ST					MISC					
DATE	OPPONENT	P/S	TK	S	A	SK	YDS	TFL	YDS	QBH	NO	YDS	LG	TD	PD	FF	FR	TD	YDS	TK	S	A	FF	FR	S	A	W/L	SCORE
09/07	at Commanders												PRACTICE SQUAD												L	6-21		
09/14	at Cowboys												PRACTICE SQUAD												L	37-40+		
09/21	Chiefs												PRACTICE SQUAD												L	9-22		
09/28	Chargers												PRACTICE SQUAD												W	21-18		
10/05	at Saints												PRACTICE SQUAD												L	14-26		
10/09	Eagles												PRACTICE SQUAD												W	34-17		
10/19	at Broncos												PRACTICE SQUAD												L	32-33		
10/26	at Eagles												PRACTICE SQUAD												L	20-38		
2025 TOTALS			0	0	0	0.0	0.0	0	0	0	0	0	0	0	0	0	0	0	0	0	0	0	0	0	0	0	2-6	
+ - Overtime																												





BEAUX COLLINS  
WR #81

HEIGHT: 6-3  
WEIGHT: 206 lbs  
COLLEGE: NOTRE DAME  
HOW ACQUIRED: UDFA-'25  
NFL EXP.: R  
GIANTS EXP.: R



CAREER HIGHLIGHTS

- Has played in all eight games this season for the Giants...Totaled 82 snaps on offense and 102 snaps on special teams.
- Made his NFL debut at Washington (9/7)...Played 2 snaps on offense and 9 snaps on special teams.
- Recorded his first NFL catch for 7 yards at New Orleans in Week 5 (10/5).
- Caught 1 pass for 18 yards in Week 8 at Philadelphia (10/26).

COLLEGE

- Played three seasons at Clemson (2021-23) before transferring to Notre Dame in 2024...Played 48 games in his career...Totaled 1,780 yards on 132 receptions (6.5-yard avg.) and 14 touchdowns.
- At Notre Dame in 2024, started in all 16 games...Caught 41 passes for 490 yards (12-yard avg.) and 3 touchdowns.
- At Clemson in 2023, played and started in 11 games...Produced 510 yards on 38 receptions (13.4-yard avg.) and 3 touchdowns.
- Received All-ACC Academic Team selection and CSC Academic All-District selection in 2022...Saw action in 10 games, tallying 22 catches for 373 yards (17-yard avg.) and a career-high of 5

touchdowns.

- Played in 11 games as a freshman in 2021...Went for 407 yards on 31 receptions (13.1-yard avg.) and 3 touchdowns.

PERSONAL

- Son of D'Andre and April Collins...Has a brother, Cam and a sister, Tyler...Majored in management at Clemson and was a graduate transfer to Notre Dame in 2024.
- Attended St. John Bosco in Los Angeles, California...ESPN ranked him a national top 50 player, No. 46 overall and as the third-best receiver in the nation and the fifth-best player in California...Five-star recruit according to PrepStar and Top 150 Dream Team selection who ranked as the nation's No. 27 recruit, including the No. 4 wide receiver prospect and No. 4 player in California.
- Due to COVID-19, he did not have a senior season in 2020...His junior year, he posted 41 receptions for 1,008 yards (24.6-yard avg.) and 14 touchdowns.

MAIN TRANSACTIONS

- Originally signed with the Giants as an undrafted free agent on 5/9/2025.

BEAUX COLLINS' NFL REGULAR SEASON RUSHING/RECEIVING STATISTICS

DATE	TEAM	GP	GS	RECEIVING					RUSHING				
				NO.	YDS.	AVG.	LG	TD	NO.	YDS.	AVG.	LG	TD
2025	Giants	8	0	2	25	12.5	18	0	0	0	0.0	0	0
NFL TOTALS		8	0	2	25	12.5	18	0	0	0	0.0	0	0

BEAUX COLLINS' NFL REGULAR SEASON RETURN STATISTICS

KICKOFF RETURNS							PUNT RETURNS					
DATE	TEAM	RET.	YDS.	AVG.	LG	TD	NO.	FC	YDS.	AVG.	LG	TD
2025	Giants	0	0	0.0	0	0	0	0	0	0.0	0	0
NFL TOTALS		0	0	0.0	0	0	0	0	0	0.0	0	0

SINGLE-GAME HIGHS: RECEIVING

Longest Receptions  
Special Teams Tackles

18 at Philadelphia Eagles, Oct 26, 2025  
2 at Dallas Cowboys, Sep 14, 2025

Miscellaneous Tackles

1 at New Orleans Saints, Oct 05, 2025

2025 GAME-BY-GAME REGULAR-SEASON STATISTICS (GIANTS)

DATE	OPPONENT	P/S	RECEIVING					RUSHING					W/L	SCORE
			NO.	YDS.	AVG.	LG	TD	NO.	YDS.	AVG.	LG	TD		
09/07	at Commanders	P	0	0	0.0	0	0	0	0	0.0	0	0	L	6-21
09/14	at Cowboys	P	0	0	0.0	0	0	0	0	0.0	0	0	L	37-40+
09/21	Chiefs	P	0	0	0.0	0	0	0	0	0.0	0	0	L	9-22
09/28	Chargers	P	0	0	0.0	0	0	0	0	0.0	0	0	W	21-18
10/05	at Saints	P	1	7	7.0	7	0	0	0	0.0	0	0	L	14-26
10/09	Eagles	P	0	0	0.0	0	0	0	0	0.0	0	0	W	34-17
10/19	at Broncos	P	0	0	0.0	0	0	0	0	0.0	0	0	L	32-33
10/26	at Eagles	P	1	18	18.0	18	0	0	0	0.0	0	0	L	20-38
2025 TOTALS		8-0	2	25	12.5	18	0	0	0	0.0	0	0	2-6	
+ - Overtime														



# JAXSON DART

## QB #6

HEIGHT: 6-2  
WEIGHT: 223 lbs  
COLLEGE: MISSISSIPPI  
HOW ACQUIRED: D1-'25  
NFL EXP.: R  
GIANTS EXP.: R



CAREER HIGHLIGHTS

- Made his NFL debut in Week 2 at Dallas (9/14)...Played 3 snaps on offense.
- Made his first career NFL start in Week 4 vs. the Chargers (9/28)...Completed 13-of-20 passes for 111 yards and 1 touchdown and added 10 carries for 54 yards (5.4 avg.) and 1 touchdown...Became the second quarterback since 2000 to rush for 1+ touchdown, throw for 1+ touchdown and rush for 50+ yards in his first career start, joining QB Tim Tebow (1 passing touchdown, 1 rushing touchdown and 78 rushing yards at Oakland on 12/19/10).
- Made his first road start at New Orleans in Week 5 (10/5)...Completed 26-of-40 passes for 202 yards, 2 touchdowns and 2 interceptions...Rushed 7 times for 55 yards (7.9 avg.) and became the first rookie quarterback in franchise history to rush for 50+ yards in back-to-back games.
- Completed 17-of-25 passes for 195 yards and 1 touchdown and added 13 carries for 58 yards (4.5 avg.) and a touchdown in Week 6 vs. Philadelphia (10/9)...Became the third quarterback in the Super Bowl era to rush for 50+ yards in each of his first three career starts, joining Baltimore QB Lamar Jackson and Philadelphia QB Jalen Hurts...His 20-yard touchdown run in the first quarter was the longest rushing touchdown by a Giants rookie quarterback since at least 1940...At 22 years and 149 days, became the youngest quarterback ever to beat a defending Super Bowl Champion...Also became the first rookie quarterback in NFL history to defeat a reigning Super Bowl MVP quarterback in primetime within his first three career starts.
- In Week 7 at Denver (10/19), completed 15-of-33 passes for a season-high 283 yards, 3 touchdowns and 1 interception...Rushed 5 times for 11 yards (2.2 avg.) and 1 touchdown...Joined Charlie Conerly as the only rookie in Giants' history to throw for 3+ touchdowns and run for another in a single game...Joined Chargers QB Justin Herbert and at the time, Houston QB Deshaun Watson as the third rookie quarterback since 2000 to total 10+ touchdowns in his first four career starts.
- At Philadelphia in Week 8 (10/26), completed 14-of-24 passes for 193 yards and 1 touchdown and ran 6 times for 17 yards (2.8 avg.) and a score...Became the first Giants quarterback since at least 1950 to record a rushing touchdown in three straight games...Joined 49ers QB Brock Purdy and Dolphins QB Dan Marino as only the third rookie quarterback since at least 1950 to record 2+ offensive touchdowns in each of their first five career starts.

COLLEGE

- Spent four seasons in college (one at Southern California and three at Ole Miss)...Played in 45 games (41 starts) and completed 852 of his 1,307 passing attempts for 11,970 yards, 81 touchdowns and 27 interceptions...Rushed 393 times for 1,541 yards and 14 touchdowns.
- In 2024, threw for 4,279 yards, 29 touchdowns and 6 interceptions on 276 of 398 passing attempts (69.3%)...Rushed 124 times for 495 yards and 3 touchdowns...Set the Ole Miss single-season record for total offense (4,774 yards)...Named a finalist for the Manning Award and Johnny Unitas Golden Arm Award...Voted first-team All-SEC by the league coaches.
- Helped lead Ole Miss to its first-ever 11-win season in 2023...Started all 13 games and threw for 3,364 yards, 23 touchdowns and 5 interceptions...Rushed 119 times for 389 yards and 8 touchdowns...His 5 interceptions tied for the fewest in program history among players with at least 200 attempts in a season.
- Transferred to Ole Miss prior to the 2022 season...In his first season on campus, started 12 of 13 games played...Went 226 of 362 passing attempts for 2,974 yards, 20 touchdowns and 11 interceptions...Rushed for 614 yards and 1 touchdown on 128 carries.
- 2021 marked Dart's only season at USC...He played in six games and made three starts...Completed 62% of his passes for 1,353 yards, 9 touchdowns and 5 interceptions.

PERSONAL

- Is the son of Brandon and Kara Dart...Father played safety at Utah.
- Spent his senior year of high school at Corner Canyon...Named the 2020 Gatorade National Football Player of the Year...Led Corner Canyon to an undefeated record and a 6A title...Attended Roy High School for his freshman, sophomore and junior years.
- Played baseball throughout his high school career...Named all-state twice.

MAIN TRANSACTIONS

- Originally a 1st-round (25th overall) draft choice by the Giants in 2025.

JAXSON DART'S NFL REGULAR SEASON PASSING STATISTICS															
DATE	TEAM	GP	GS	ATT.	CMP.	PCT.	YDS	AVG.	TD	INT.	LG	SK	LST	RATE	
2025	Giants	7	5	142	85	59.9	984	6.9	8	3	44t	17	59	90.8	
TOTALS		7	5	142	85	59.9	984	6.9	8	3	44T	17	59	90.8	

JAXSON DART'S NFL REGULAR SEASON RUSHING STATISTICS						
DATE	TEAM	NO.	YDS.	AVG.	LG	TD
2025	Giants	43	195	4.5	20†	4
TOTALS		43	195	4.5	20T	4

JAXSON DART'S NFL REGULAR SEASON PASSING/RUSHING STATISTICS																			
DATE	TEAM	GP	GS	PASSING											RUSHING				
				ATT.	CMP.	PCT.	YDS	AVG.	TD	INT.	LG	SK	LST	RATE	NO.	YDS.	AVG.	LG	TD
2025	Giants	7	5	142	85	59.9	984	6.9	8	3	44†	17	59	90.8	43	195	4.5	20†	4
TOTALS		7	5	142	85	59.9	984	6.9	8	3	44T	17	59	90.8	43	195	4.5	20T	4

SINGLE-GAME HIGHS: QUARTERBACK

Pass Attempts	40 at New Orleans Saints, Oct 05, 2025	Passer Rating	104.6 vs. Philadelphia Eagles, Oct 09, 2025
Pass Completions	26 at New Orleans Saints, Oct 05, 2025	Rush Attempts	13 vs. Philadelphia Eagles, Oct 09, 2025
Yards Passing	283 at Denver Broncos, Oct 19, 2025	Rushing Yards	58 vs. Philadelphia Eagles, Oct 09, 2025
TD Passes	3 at Denver Broncos, Oct 19, 2025	Rushing Average	7.9 at New Orleans Saints, Oct 05, 2025
Long Passes	44† at Denver Broncos, Oct 19, 2025	Longest Runs	20† vs. Philadelphia Eagles, Oct 09, 2025
Completion Percentage	68.0 vs. Philadelphia Eagles, Oct 09, 2025		...1 more at 20.
		Rushing TDs	1 at Philadelphia Eagles, Oct 26, 2025
			...3 more at 1.

2025 GAME-BY-GAME REGULAR-SEASON STATISTICS (GIANTS)

DATE	OPPONENT	P/S	PASSING											RUSHING				W/L	SCORE
			ATT	CMP	YDS	PCT	Y/A	Y/C	TD	INT	LG	SK/YD	RATE	ATT	YDS	LG	TD		
09/07	at Commanders		DID NOT PLAY (NON-INJURY)															L	6-21
09/14	at Cowboys	P	0	0	0	0.0	0.0	0.0	0	0	0	0/0	0.0	1	-3	-3	0	L	37-40+
09/21	Chiefs	P	0	0	0	0.0	0.0	0.0	0	0	0	0/0	0.0	1	3	3	0	L	9-22
09/28	Chargers	S	20	13	111	65.0	5.6	8.5	1	0	18	5/25	96.0	10	54	15†	1	W	21-18
10/05	at Saints	S	40	26	202	65.0	5.1	7.8	2	2	18	1/3	73.1	7	55	20	0	L	14-26
10/09	Eagles	S	25	17	195	68.0	7.8	11.5	1	0	35†	2/1	104.6	13	58	20†	1	W	34-17
10/19	at Broncos	S	33	15	283	45.5	8.6	18.9	3	1	44†	4/15	93.4	5	11	9	1	L	32-33
10/26	at Eagles	S	24	14	193	58.3	8.0	13.8	1	0	34	5/15	98.1	6	17	8	1	L	20-38
2025 TOTALS		7-5	142	85	984	59.9	6.9	11.6	8	3	44T	17/59	90.8	43	195	20T	4	2-6	

+ - Overtime



D.J. DAVIDSON  
DL #98

HEIGHT: 6-5  
WEIGHT: 320 lbs  
COLLEGE: ARIZONA STATE  
HOW ACQUIRED: D5-'22  
NFL EXP.: 4 YEARS  
GIANTS EXP.: 4 YEARS



2025 SEASON HIGHLIGHTS

- Recorded 2 solo tackles in Week 5 at New Orleans (10/5).
- Tallied 1 tackle for loss in the Week 6 win over Philadelphia (10/9).

CAREER HIGHLIGHTS

- Has played in 40 games (four starts) over four seasons with the Giants...Totals include 44 tackles (24 solo), 2.5 sacks, 3 passes defended, 3 quarterback hits, 4 tackles for loss and 2 fumble recoveries.
- In 2024, played in 12 games with two starts before being placed on injured reserve with a shoulder injury...Totaled 23 tackles (12 solo), 2.0 sacks, 2 tackles for loss, 2 quarterback hits and 2 fumble recoveries...Contributed a career-high 8 tackles (2 solo) at Pittsburgh (10/28/24)...Recovered fumbles – the first 2 of his career - in consecutive games at Carolina (11/10/24) and vs. Tampa Bay (11/24/24).
- In 2023, played in 15 games with two starts...Contributed 13 tackles (6 solo), a half-sack, 2 passes defended, 1 quarterback hit, and 1 tackle for loss...Split a 6-yard sack with Leonard Williams, the first of his career, at San Francisco (9/21/23)...Made his first career start and had 2 tackles vs. New England (11/26/23).
- As a rookie in 2022, played in the first five games of the season for the Giants and made 4 tackles (2 solo)...Tore his ACL at Green Bay (10/9/22) and was placed on season-ending injured reserve on 10/11/22.

COLLEGE

- Davidson played in 37 games with 28 starts in four seasons at Arizona State...Recorded 137 tackles (62 solo), 16.0 tackles for loss, 5.0 sacks, 1 fumble recovery and 6 passes defended...
- In 2021, was 1 of 2 Sun Devil defenders to start all 12 games...Selected 2nd-team All-Pac 12 after finishing 5th on the team with career-high totals of 57 tackles and 16.0 tackles for

loss...Named the Curley Culp outstanding defensive linemen.

- In 2020, started all four games in a Sun Devils season that was shortened by the pandemic...Recorded 19 tackles (9 solo).
- In 2019, played in 13 games with 12 starts at nose tackle...Collected 51 tackles (26 solo), 4.5 tackles for loss, 1.5 sacks and 1 pass defended.

OFF-THE-FIELD ACTIVITY

- Visited the American Cancer Society's Hope Lodge to spend time and share a meal with patients and their families.... Helped run kids through drills, take pictures and sign autographs for campers at the Sports International Camp in NJ... After the team practice in Germany prior to the Sunday game, met with the 120 students that participated in the NFL Flag clinic... Met with members from the Wounded Warriors Project during their visit to the Quest Diagnostics Training Center to watch practice and enjoy a day with the Giants.

PERSONAL

- First name is DeVonta...Married to Alexis...Graduated with a degree in criminal justice in May 2021.
- Played in the 2022 East-West Shrine Bowl...Played at Desert Ridge High School in Mesa, Ariz., where he was a 2015 first-team all-state selection by the Arizona Republic after anchoring one of the state's strongest defenses.
- As a senior, played in 13 games and led his team to the state championship game by recording 67 tackles, 19.5 tackles for loss, 5.5 sacks, 4 forced fumbles, and 2 fumble recoveries.
- Also lettered in basketball and wrestling.

MAIN TRANSACTIONS

- Originally a 5th-round (147th pick overall) draft choice by the Giants in 2022.

D.J. DAVIDSON'S NFL REGULAR SEASON DEFENSIVE STATISTICS

DATE	TEAM	GP	GS	TACKLES								INTERCEPTIONS					O. FUMB				ST					MISC	
				TK	S	A	TFL	YDS	SK	YDS	QBH	NO	YDS	LG	TD	PD	FF	FR	TD	YDS	TK	S	A	FF	FR	S	A
2022	Giants	5	0	4	2	2	0	0	0.0	0.0	0	0	0	0	0	0	0	0	0	0	0	0	0	0	0		
2023	Giants	15	2	13	6	7	1	4	0.5	3.0	1	0	0	0	0	2	0	0	0	0	0	0	0	0	0		
2024	Giants	12	2	23	12	11	2	17	2.0	17.0	2	0	0	0	0	0	2	0	0	0	0	0	0	0	0		
2025	Giants	8	0	4	4	0	1	3	0.0	0.0	0	0	0	0	0	1	0	0	0	0	0	0	0	0	0		
NFL TOTALS		40	4	44	24	20	4	24	2.5	20.0	3	0	0	0	0	3	0	2	0	0	0	0	0	0	0		



D.J. DAVIDSON'S NFL POSTSEASON DEFENSIVE STATISTICS																											
DATE	TEAM	GP	GS	TACKLES								INTERCEPTIONS						O. FUMB				ST				MISC	
				TK	S	A	TFL	YDS	SK	YDS	QBH	NO	YDS	LG	TD	PD	FF	FR	TD	YDS	TK	S	A	FF	FR	S	A
2022	Giants	0	0	0	0	0	0	0	0.0	0.0	0	0	0	0	0	0	0	0	0	0	0	0	0	0	0	0	
NFL TOTALS		0	0	0	0	0	0	0	0.0	0.0	0	0	0	0	0	0	0	0	0	0	0	0	0	0	0	0	

SINGLE-GAME HIGHS: DEFENSIVE

Total Tackles	8 at Pittsburgh Steelers, Oct 28, 2024	Passes Defensed	1 vs. Seattle Seahawks, Oct 02, 2023
Solo Tackles	3 vs. Washington Commanders, Nov 03, 2024		...1 more at 1.
Sacks	2.0 at Seattle Seahawks, Oct 06, 2024	Fumble Recoveries	1 vs. Tampa Bay Buccaneers, Nov 24, 2024
			...1 more at 1.
		Tackles For Loss	2 at Seattle Seahawks, Oct 06, 2024

2025 GAME-BY-GAME REGULAR-SEASON STATISTICS (GIANTS)

DATE	OPPONENT	P/S	TACKLES							INTERCEPTIONS						O. FUMB				ST				MISC		W/L	SCORE
			TK	S	A	SK	YDS	TFL	YDS	QBH	NO	YDS	LG	TD	PD	FF	FR	TD	YDS	TK	S	A	FF	FR	S	A	
09/07	at Commanders	P	0	0	0	0.0	0.0	0	0	0	0	0	0	0	0	0	0	0	0	0	0	0	0	0	0	L	6-21
09/14	at Cowboys	P	0	0	0	0.0	0.0	0	0	0	0	0	0	0	0	0	0	0	0	0	0	0	0	0	0	L	37-40+
09/21	Chiefs	P	0	0	0	0.0	0.0	0	0	0	0	0	0	0	0	0	0	0	0	0	0	0	0	0	0	L	9-22
09/28	Chargers	P	0	0	0	0.0	0.0	0	0	0	0	0	0	0	0	0	0	0	0	0	0	0	0	0	0	W	21-18
10/05	at Saints	P	2	2	0	0.0	0.0	0	0	0	0	0	0	0	0	0	0	0	0	0	0	0	0	0	0	L	14-26
10/09	Eagles	P	1	1	0	0.0	0.0	1	3	0	0	0	0	0	0	0	0	0	0	0	0	0	0	0	0	W	34-17
10/19	at Broncos	P	0	0	0	0.0	0.0	0	0	0	0	0	0	0	0	0	0	0	0	0	0	0	0	0	0	L	32-33
10/26	at Eagles	P	1	1	0	0.0	0.0	0	0	0	0	0	0	0	1	0	0	0	0	0	0	0	0	0	0	L	20-38
2025 TOTALS		8-0	4	4	0	0.0	0.0	1	3	0	0	0	0	0	1	0	0	0	0	0	0	0	0	0	0	2-6	

+ - Overtime



VICTOR DIMUKEJE

OLB #52

(dee-moo-KAY-gee)

HEIGHT: 6-2  
WEIGHT: 262 lbs  
COLLEGE: DUKE  
HOW ACQUIRED: FA-'25  
NFL EXP.: 5 YEARS  
GIANTS EXP.: 1 YEAR



2025 SEASON HIGHLIGHTS

- Activated off PUP ahead of the Week 7 game at Denver (10/19)...Totaled 1 tackle, 1 pass defended and 1 special teams tackle.

CAREER HIGHLIGHTS

- Has played in 57 games with eight starts...Totals include 51 tackles, 16 quarterback hits, 7 tackles for loss, 4.0 sacks, 2 forced fumbles and 2 passes defended...Also had 19 tackles on special teams.
- Played in 11 games in 2024 and recorded 9 total tackles, 6 quarterback hits, 2 tackles for loss and 1 fumble recovery...Primarily saw action on special teams (207 snaps) and recorded 6 tackles on special teams, tied for the 3rd-most on the team.
- Had the most productive season of his career in 2023, playing in 16 games, making six starts...Finished with 27 tackles, 8 quarterback hits, 5 tackles for loss, 4.0 sacks, 1 forced fumble and 1 pass defended...Generated a career-high 24 quarterback pressures per TruMedia.
- In 2022, played in 14 games (two starts) and notched 13 total tackles and 1 quarterback hit...Made his 1st career start vs. New Orleans (10/20).
- As a rookie in 2021, saw action in 14 games...Recorded 1 tackle and 1 quarterback hit...Primarily played a role on special teams, seeing the field on 47% of special teams snaps and recording 2 tackles.

COLLEGE

- Attended Duke from 2017-20 and started every game during his

49-game tenure...Career totals include 166 tackles, 36 tackles for loss, 21.5 sacks, 5 forced fumbles, 3 fumble recoveries, 3 pass breakups and 1 interception.

- Was named an honorable mention All-ACC selection in 2020...In 11 starts, produced 44 tackles, 11.5 tackles for loss, 7.5 sacks, 2 forced fumbles and 1 fumble recovery.
- In 2019, earned second-team All-ACC after posting 41 tackles, 9.5 tackles for loss, 8.5 sacks and 1 forced fumble...His 8.5 sacks were tied for the 4th-most in the ACC.
- Led the Blue Devils in tackles for loss (7.5) and sacks (3.5) in 2018...Added 41 tackles, 2 forced fumbles and 1 fumble recovery.
- Picked as a first-team Freshman All-American by ESPN in 2017...Finished with 40 tackles, 7.5 tackles for loss, 2.0 sacks, 1 interception and 1 fumble recovery.

PERSONAL

- Is the son of Ben and Chinelo Dim...Moved to the United States with his family at the age of 8 from Lagos, Nigeria... Graduated from Duke with a degree in evolutionary anthropology.
- Attended Boys' Latin School and was a consensus three-star prospect coming out of high school...Voted as a first-team Baltimore Sun All-Metro selection following his senior season where he posted 72 tackles, 21 tackles for loss, 10.5 sacks and 2 forced fumbles.

MAIN TRANSACTIONS

- Originally a 6th-round (210th overall) draft choice by the Cardinals in 2021.
- Signed as a free agent by the New York Giants on 3/21/25.

VICTOR DIMUKEJE'S NFL REGULAR SEASON DEFENSIVE STATISTICS

DATE	TEAM	GP	GS	TACKLES							QBH	INTERCEPTIONS					O. FUMB				ST					MISC	
				TK	S	A	TFL	YDS	SK	YDS		NO	YDS	LG	TD	PD	FF	FR	TD	YDS	TK	S	A	FF	FR	S	A
2021	Cardinals	14	0	1	0	1	0	0	0.0	0.0	1	0	0	0	0	0	0	0	0	0	2	0	2	0	0	0	0
2022	Cardinals	14	2	13	10	3	0	0	0.0	0.0	1	0	0	0	0	0	0	0	0	0	4	2	2	0	0	0	0
2023	Cardinals	16	6	27	18	9	5	32	4.0	27.5	8	0	0	0	0	1	1	0	0	0	5	3	2	0	0	0	0
2024	Cardinals	11	0	9	6	3	2	4	0.0	0.0	6	0	0	0	0	0	1	0	0	0	6	3	3	0	0	0	0
2025	Giants	2	0	1	0	1	0	0	0.0	0.0	0	0	0	0	0	1	0	0	0	0	2	1	1	0	0	0	0
NFL TOTALS		57	8	51	34	17	7	36	4.0	27.5	16	0	0	0	0	2	2	0	0	0	19	9	10	0	0	0	0

VICTOR DIMUKEJE'S NFL POSTSEASON DEFENSIVE STATISTICS

DATE	TEAM	GP	GS	TACKLES							QBH	INTERCEPTIONS					O. FUMB				ST					MISC	
				TK	S	A	TFL	YDS	SK	YDS		NO	YDS	LG	TD	PD	FF	FR	TD	YDS	TK	S	A	FF	FR	S	A
2021	Cardinals	0	0	0	0	0	0	0	0.0	0.0	0	0	0	0	0	0	0	0	0	0	0	0	0	0	0	0	0
NFL TOTALS		0	0	0	0	0	0	0	0.0	0.0	0	0	0	0	0	0	0	0	0	0	0	0	0	0	0	0	0

SINGLE-GAME HIGHS: DEFENSIVE

Total Tackles	4 at Houston Texans, Nov 19, 2023 ...1 more at 4.	Forced Fumbles	1 at Washington Commanders, Sep 10, 2023
Solo Tackles	4 at Houston Texans, Nov 19, 2023	Tackles For Loss	1 at Seattle Seahawks, Nov 24, 2024 ...6 more at 1.
Sacks	1.0 at Los Angeles Rams, Oct 15, 2023 ...2 more at 1.0.	Special Teams Tackles	2 at Los Angeles Rams, Dec 28, 2024 ...1 more at 2.
Passes Defensed	1 at Denver Broncos, Oct 19, 2025 ...1 more at 1.		

2025 GAME-BY-GAME REGULAR-SEASON STATISTICS (GIANTS)

			TACKLES								INTERCEPTIONS					O. FUMB				ST					MISC				
DATE	OPPONENT	P/S	TK	S	A	SK	YDS	TFL	YDS	QBH	NO	YDS	LG	TD	PD	FF	FR	TD	YDS	TK	S	A	FF	FR	S	A	W/L	SCORE	
09/07	at Commanders		ACTIVE/PUP																									L	6-21
09/14	at Cowboys		ACTIVE/PUP																									L	37-40+
09/21	Chiefs		ACTIVE/PUP																									L	9-22
09/28	Chargers		ACTIVE/PUP																									W	21-18
10/05	at Saints		ACTIVE/PUP																									L	14-26
10/09	Eagles		ACTIVE/PUP																									W	34-17
10/19	at Broncos	P	1	0	1	0.0	0.0	0	0	0	0	0	0	0	1	0	0	0	0	1	0	1	0	0	0	0	0	L	32-33
10/26	at Eagles	P	0	0	0	0.0	0.0	0	0	0	0	0	0	0	0	0	0	0	0	1	1	0	0	0	0	0	L	20-38	
2025 TOTALS		2-0	1	0	1	0.0	0.0	0	0	0	0	0	0	0	1	0	0	0	0	2	1	1	0	0	0	0	0	2-6	

+ - Overtime



# JERMAINE ELUEMUNOR

**OL #72**

(eh-LOO-muh-norr)

HEIGHT: 6-4  
WEIGHT: 338 lbs  
COLLEGE: TEXAS A&M  
HOW ACQUIRED: FA-'24  
NFL EXP.: 9 YEARS  
GIANTS EXP.: 2 YEARS



## CAREER HIGHLIGHTS

- Eluemunor has played in 110 regular-season games with 68 starts – 49 at right tackle, 13 at left tackle, and six at right guard – for Baltimore (2017-18), New England (2019-20), Las Vegas (2021-23), and the Giants (2024-25)...Played in two postseason games.
- In his first season with the Giants in 2024, started all 15 games in which he played, the first nine at right tackle and last six at left tackle...Missed two games due to a quad injury.
- In his final season with Las Vegas in 2023, played in all 17 games with 14 starts, including 12 at right tackle and two at left tackle.
- In 2022, started a career-high 17 games – 15 at right tackle and one each at left tackle and right guard...Part of an offensive line that helped the Raiders rush for 2,059 yards, their highest total since 2011.
- In 2021, spent time with Miami and Jacksonville before joining the Raiders prior to the start of the regular season...Played in 14 regular-season games with three starts at right guard and played in the AFC Wild Card Game at Cincinnati (1/15/22).
- In 2020, played in 12 games with eight starts – five at right tackle and three at left tackle...Spent three games on injured reserve.
- In his first season with the Patriots in 2019, played in 10 games.
- In 2018, played in nine games with one start...Started at left tackle vs Pittsburgh (11/4/18)...Played on special teams and as a reserve offensive lineman in the AFC Wild Card Game vs. the Chargers (1/6/19).
- As a rookie in 2017, played in eight games with two starts for the Ravens...Named to the 2017 PFWA All-Rookie Team...Played right guard for 15 snaps in his NFL debut at Jacksonville (9/24/17)...Made first NFL start at right guard vs. Chicago (10/15/17).

## COLLEGE

- Played 25 games with 13 starts in two years at Texas A&M after transferring from Lackawanna College in Scranton, PA....Made eight starts at right tackle, four at right guard and one at left guard.
- As a senior, started 12 games with eight at right tackle and four at right guard...Anchored an offensive line that helped the Aggies rank No. 3 in the SEC and No. 24 in the nation in total offense

(467.0 avg.).

- As a junior, played in all 13 games with one start at left guard...Redshirted one year after transferring.
- As a sophomore at Lackawanna College, played in 10 games and was named second-team All-Northeast Conference...Helped team average 379 yards of total offense per game...As a freshman, played in 10 games.

## OFF-THE-FIELD ACTIVITY

- Attended the Tom Coughlin Jay Fund's Father's Day Dinner to enjoy dinner and spend time with fathers who's child is battling cancer...Partnered with the American Eagle Food Pantry of Northern NJ to provide 150 Thanksgiving meals to veterans... Hosted 50 children from the Tom Coughlin Jay Fund who are experiencing cancer for a holiday shopping spree... Represented The Tom Coughlin Jay Fund during Week 13 of the NFL season for My Cause My Cleats... After the team practice in Germany prior to the Sunday game, met with the 120 students that participated in the NFL Flag clinic... Met with members from the Wounded Warriors Project during their visit to the Quest Diagnostics Training Center to watch practice and enjoy a day with the Giants.

## PERSONAL

- Native of London, England, where he played soccer and rugby...Played football for the first time in high school.
- Attended Morris Knolls High School in Denville, N.J., about 30 miles from MetLife Stadium...Also lettered in wrestling, compiling a 30-7 record and reaching the New Jersey state finals as a senior.

## MAIN TRANSACTIONS

- Originally a 5<sup>th</sup>-round (159<sup>th</sup> pick overall) draft choice by the Baltimore Ravens in 2017.
- Waived by Baltimore on 9/22/18 and signed to their practice squad on 9/25/18.
- Signed to Ravens' active roster, 10/23/18.
- Acquired via trade by New England Patriots on 8/29/19.
- Signed by the Las Vegas Raiders 9/2/21.
- Signed as a free agent by the Giants on 3/13/24.

JERMAINE ELUEMUNOR'S NFL REGULAR SEASON STATISTICS			
DATE	TEAM	GP	GS
2017	Ravens	8	2
2018	Ravens	9	1
2019	Patriots	10	0
2020	Patriots	12	8
2021	Raiders	14	3
2022	Raiders	17	17
2023	Raiders	17	14
2024	Giants	15	15
2025	Giants	8	8
NFL TOTALS		110	68

JERMAINE ELUEMUNOR'S NFL POSTSEASON STATISTICS			
DATE	TEAM	GP	GS
2018	Ravens	1	0
2019	Patriots	0	0
2021	Raiders	1	0
NFL TOTALS		2	0

2025 GAME-BY-GAME REGULAR-SEASON STATISTICS (GIANTS)				
DATE	OPPONENT	P/S	W/L	SCORE
09/07	at Commanders	S	L	6-21
09/14	at Cowboys	S	L	37-40+
09/21	Chiefs	S	L	9-22
09/28	Chargers	S	W	21-18
10/05	at Saints	S	L	14-26
10/09	Eagles	S	W	34-17
10/19	at Broncos	S	L	32-33
10/26	at Eagles	S	L	20-38
2025 TOTALS		8-8	2-6	

+ - Overtime





THOMAS FIDONE II

TE #86

(fih-DOH-nee)

HEIGHT: 6-6  
WEIGHT: 255 lbs  
COLLEGE: NEBRASKA  
HOW ACQUIRED: D7-'25  
NFL EXP.: R  
GIANTS EXP.: R



CAREER HIGHLIGHTS

- Has played 3 snaps on offense and 43 snaps on special teams in four games this season...Made his NFL debut in Week 5 at New Orleans (10/5).

COLLEGE

- Spent three seasons with Nebraska, playing 26 games...Totaled 61 receptions for 633 yards (10.4-yard avg.) and 4 touchdowns.
- Played 13 games in 2024...Recorded 36 receptions for 373 yards (10.4-yard avg.).
- Saw action in 12 games in 2023...Posted 260 receiving yards on 36 catches (10.4-yard avg.) and 4 touchdowns...Did not play in 2022 due to injury recovery.
- In 2021, played in one game before suffering a knee injury.

PERSONAL

- Son of Thomas Fidone and Jennifer Ernste...Stepmother is Elizabeth Simon...Graduated from Nebraska in December 2024 with a degree in management.
- Attended Lewis Central High School in Council Bluffs, Iowa...Was a four-star recruit out of high school...A second-team preseason USA Today All-American, his senior year tallied 43 receptions for 845 yards and 10 touchdowns in 10 games...Named to the All-Iowa Elite team and was an all-state selection.
- Ranked by 247Sports and Rivals as the No. 1 tight end in the 2021 recruiting cycle.

MAIN TRANSACTIONS

- Originally a 7th-round (219th overall) draft choice by the Giants in 2025.

THOMAS FIDONE II'S NFL REGULAR SEASON RUSHING/RECEIVING STATISTICS

DATE	TEAM	GP	GS	RECEIVING					RUSHING				
				NO.	YDS.	AVG.	LG	TD	NO.	YDS.	AVG.	LG	TD
2025	Giants	4	0	0	0	0.0	0	0	0	0	0.0	0	0
NFL TOTALS		4	0	0	0	0.0	0	0	0	0	0.0	0	0

THOMAS FIDONE II'S NFL REGULAR SEASON RETURN STATISTICS

KICKOFF RETURNS							PUNT RETURNS					
DATE	TEAM	RET.	YDS.	AVG.	LG	TD	NO.	FC	YDS.	AVG.	LG	TD
2025	Giants	0	0	0.0	0	0	0	0	0	0.0	0	0
NFL TOTALS		0	0	0.0	0	0	0	0	0	0.0	0	0

2025 GAME-BY-GAME REGULAR-SEASON STATISTICS (GIANTS)

DATE	OPPONENT	P/S	RECEIVING					RUSHING					W/L	SCORE
			NO.	YDS.	AVG.	LG	TD	NO.	YDS.	AVG.	LG	TD		
09/07	at Commanders		ON INACTIVE LIST										L	6-21
09/14	at Cowboys		ON INACTIVE LIST										L	37-40+
09/21	Chiefs		ON INACTIVE LIST										L	9-22
09/28	Chargers		ON INACTIVE LIST										W	21-18
10/05	at Saints	P	0	0	0.0	0	0	0	0	0.0	0	0	L	14-26
10/09	Eagles	P	0	0	0.0	0	0	0	0	0.0	0	0	W	34-17
10/19	at Broncos	P	0	0	0.0	0	0	0	0	0.0	0	0	L	32-33
10/26	at Eagles	P	0	0	0.0	0	0	0	0	0.0	0	0	L	20-38
2025 TOTALS		4-0	0	0	0.0	0	0	0	0	0.0	0	0	2-6	

+ - Overtime



DEMETRIUS FLANNIGAN-FOWLES  
LB #33

HEIGHT: 6-2  
WEIGHT: 223 lbs  
COLLEGE: ARIZONA  
HOW ACQUIRED: FA-'25  
NFL EXP.: 6 YEARS  
GIANTS EXP.: 1 YEAR



GIANTS  
SINCE 1960  
BIG BLUE  
G-M-E-N

CAREER HIGHLIGHTS

- Played in 76 games and made seven starts...Career numbers include 59 tackles, 6 tackles for loss, 3 passes defended, 1.0 sack, 1 quarterback hit and 1 interception...Has totaled 38 tackles on special teams.
- Played in 12 games (three starts) in 2024...Finished with 11 tackles, 2 passes defended, 1 interception and 1 tackle for loss...Intercepted Aaron Rodgers for his first career interception vs. the Jets in Week 1 (9/9/24).
- In 2023, played in 16 games and made one start...Totaled 17 tackles, 4 tackles for loss and 1 pass defended...Primarily held a role on special teams, playing in 67.5% of snaps...Played in all 3 postseason games, including Super Bowl LVIII...Produced 4 tackles, 1 forced fumble and 1 passed defense in the playoffs.
- Saw action in all 17 games for the second consecutive season in 2022...Tallied 7 tackles, 1.0 sack, 1 tackle for loss and 1 quarterback hit...Ranked 5th in the NFL with 15 tackles on special teams.
- Made two starts across 17 games in 2021...Recorded 20 tackles and 9 tackles on special teams...Led the 49ers in special teams snaps with 336.
- In 2020, played in 11 games and made one start...Finished with 4 tackles.

COLLEGE

- Across four seasons at Arizona, played in 50 games and made 36 starts primarily at the safety position...Finished his career with 243

tackles, 22 pass breakups, 10 tackles for loss, 6 interceptions, 3 forced fumbles and 2 fumble recoveries.

- Totaled 56 tackles, 5 tackles for loss, 3 pass breakups and 2 forced fumbles as a senior in 2018.
- In 2017, finished his junior year with 81 tackles, 3 interceptions, 3 pass breakups and 2 fumble recoveries.
- Ranked 2nd on the team with 78 tackles in 2016...Added 6 pass breakups, 4 tackles for loss and 2 interceptions

PERSONAL

- A graduate of Mountain View (Ariz.) High School in Tucson...Son of Kurtisha Flannigan.
- Was awarded the 2020 Thomas Herrion Memorial Award by the 49ers...The award is given to a rookie or first-year player who has taken advantage of every opportunity and turned it into a positive situation and made their dream turn into a reality.

MAIN TRANSACTIONS

- Originally signed as a rookie free agent by the San Francisco 49ers on 5/3/19.
- Waived by the 49ers on 8/31/19 and signed to the 49ers practice squad on 9/1/19.
- Signed by the 49ers on 2/5/20.
- Signed a one-year extension with the 49ers on 3/11/22.
- Signed a one-year extension with the 49ers on 3/16/23.
- Signed a one-year extension with the 49ers on 3/15/24.
- Signed by the New York Giants on 3/14/25.

DEMETRIUS FLANNIGAN-FOWLES' NFL REGULAR SEASON DEFENSIVE STATISTICS

DATE	TEAM	GP	GS	TACKLES								QBH	INTERCEPTIONS					O. FUMB				ST				MISC	
				TK	S	A	TFL	YDS	SK	YDS	NO		YDS	LG	TD	PD	FF	FR	TD	YDS	TK	S	A	FF	FR	S	A
2019	49ers	0	0	0	0	0	0	0	0.0	0.0	0	0	0	0	0	0	0	0	0	0	0	0	0	0	0	0	
2020	49ers	11	1	4	3	1	0	0	0.0	0.0	0	0	0	0	0	0	0	0	0	0	5	3	2	0	0	0	
2021	49ers	17	2	20	7	13	0	0	0.0	0.0	0	0	0	0	0	0	0	0	0	0	9	6	3	0	0	0	
2022	49ers	17	0	7	6	1	1	10	1.0	10.0	1	0	0	0	0	0	0	0	0	0	15	7	8	0	0	0	
2023	49ers	16	1	17	10	7	4	11	0.0	0.0	0	0	0	0	0	1	0	0	0	0	2	2	0	0	0	0	
2024	49ers	12	3	11	8	3	1	2	0.0	0.0	0	1	0	0	0	2	0	0	0	0	6	2	4	0	0	0	
2025	Giants	3	0	0	0	0	0	0	0.0	0.0	0	0	0	0	0	0	0	0	0	0	1	1	0	0	0	0	
NFL TOTALS		76	7	59	34	25	6	23	1.0	10.0	1	1	0	0	0	3	0	0	0	0	38	21	17	0	0	0	0

DEMETRIUS FLANNIGAN-FOWLES' NFL POSTSEASON DEFENSIVE STATISTICS																												
DATE	TEAM	GP	GS	TACKLES							INTERCEPTIONS							O. FUMB				ST					MISC	
				TK	S	A	TFL	YDS	SK	YDS	QBH	NO	YDS	LG	TD	PD	FF	FR	TD	YDS	TK	S	A	FF	FR	S	A	
2019	49ers	0	0	0	0	0	0	0	0.0	0.0	0	0	0	0	0	0	0	0	0	0	0	0	0	0	0	0		
2021	49ers	3	0	0	0	0	0	0	0.0	0.0	0	0	0	0	0	0	0	0	0	0	3	3	0	0	0	0		
2022	49ers	3	0	1	1	0	0	0	0.0	0.0	0	0	0	0	0	0	0	0	0	3	2	1	0	0	0	0		
2023	49ers	3	0	4	1	3	0	0	0.0	0.0	0	0	0	0	0	1	0	0	0	0	1	1	0	1	0	0	0	
NFL TOTALS		9	0	5	2	3	0	0	0.0	0.0	0	0	0	0	0	1	0	0	0	0	7	6	1	1	0	0	0	

SINGLE-GAME HIGHS: DEFENSIVE

Total Tackles5 vs. Houston Texans, Jan 02, 2022Special Teams Tackles2 at Cincinnati Bengals, Dec 12, 2021

Solo Tackles2 vs. Houston Texans, Jan 02, 2022...2 more at 2.

SINGLE-GAME HIGHS - POSTSEASON: DEFENSIVE

Special Teams Tackles

2 at Dallas Cowboys, Jan 16, 2022

2025 GAME-BY-GAME REGULAR-SEASON STATISTICS (GIANTS)																											
DATE	OPPONENT	P/S	TACKLES							INTERCEPTIONS					O. FUMB				ST					MISC		W/L	SCORE
			TK	S	A	SK	YDS	TFL	YDS	QBH	NO	YDS	LG	TD	PD	FF	FR	TD	YDS	TK	S	A	FF	FR	S	A	
09/07	at Commanders	P	0	0	0	0.0	0.0	0	0	0	0	0	0	0	0	0	0	0	0	0	0	0	0	0	0	L	6-21
09/14	at Cowboys										ON INACTIVE LIST															L	37-40+
09/21	Chiefs										ON INACTIVE LIST															L	9-22
09/28	Chargers	P	0	0	0	0.0	0.0	0	0	0	0	0	0	0	0	0	0	0	0	1	1	0	0	0	0	W	21-18
10/05	at Saints										ON INACTIVE LIST															L	14-26
10/09	Eagles										ON INACTIVE LIST															W	34-17
10/19	at Broncos										ON INACTIVE LIST															L	32-33
10/26	at Eagles	P	0	0	0	0.0	0.0	0	0	0	0	0	0	0	0	0	0	0	0	0	0	0	0	0	0	L	20-38
2025 TOTALS		3-0	0	0	0	0.0	0.0	0	0	0	0	0	0	0	0	0	0	0	0	1	1	0	0	0	0	0	2-6

+ - Overtime



COR'DALE FLOTT

CB #28

(coor-dale)

HEIGHT: 6-2  
WEIGHT: 175 lbs  
COLLEGE: LSU  
HOW ACQUIRED: D3-'22  
NFL EXP.: 4 YEARS  
GIANTS EXP.: 4 YEARS



GIANTS  
SINCE 1960  
BIG BLUE  
GREEN

2025 SEASON HIGHLIGHTS

- Has started all eight games for the Giants...Season totals include 25 tackles (18 solo), 2 tackles for loss, 1 interception and 7 passes defended.
- Recorded a season-high 5 tackles in Week 4 vs. the Chargers (9/28).
- Logged 3 tackles (1 tackle for loss) and 1 interception, which he returned 68 yards, in Week 6 vs. Philadelphia.
- Tallied 4 tackles, 1 tackle for loss and 2 passes defended in Week 7 at Denver (10/19).

CAREER HIGHLIGHTS

- In four seasons with the Giants, has played in 47 regular-season games with 31 starts and played in two postseason games...Totals include 139 tackles (92 solo), 4 tackles for loss, 3 interceptions, 21 passes defended, 2 forced fumbles and 1 special teams tackle.
- In 2024, played in 14 games with a career-high 10 starts...Tallied a career-high 53 tackles, 2 tackles for loss, a career-high 7 passes defended and 1 interception...Posted a career-high 10 tackles and 1 tackle for loss at Cleveland (9/22/24)...Had 3 tackles 1 pass defended and 1 interception, which he returned 26 yards at Atlanta (12/22/24).
- In 2023, played in 14 games with seven starts...Recorded 36 tackles, 1 interception, 5 passes defended, and 1 forced fumble...Picked off a Dak Prescott pass for his first career interception at Dallas (11/12/23).
- As a rookie in 2022, played in 11 regular-season games with six starts and played in both Giants' postseason games...Missed six games with a calf injury...Totaled 25 tackles (14 solo) and 2 passes defended...Made NFL debut at Tennessee (9/11/22)...Recorded 1 pass defended during the postseason.

COLLEGE

- Flott played in 35 games with 21 starts in three seasons at LSU...Collected 99 tackles (68 solo), 5.5 stops for loss, 12 passes defended, 1 interception and 2 forced fumbles...Played outside on the corner, in the slot and at safety.

- In 2021, played in 11 games with 10 starts...Finished with 41 tackles (28 solo), 1 interception and 4 passes defended.
- As a sophomore in 2020, started all 10 games...Recorded a career-high 43 tackles (31 solo), 4.5 tackles for loss, 4 pass breakups and 1 forced fumble...
- In 2019, played in 14 games with one start as a true freshman for a Tigers team that won the national championship...Had 15 tackles and 4 passes defended ...Played in the national championship game vs. Clemson.

OFF-THE-FIELD ACTIVITY

- Helped run kids through drills, take pictures and sign autographs for campers at the Sports International Camp in NJ... After the team practice in Germany prior to the Sunday game, met with the 120 students that participated in the NFL Flag clinic... Met with members from the Wounded Warriors Project during their visit to the Quest Diagnostics Training Center to watch practice and enjoy a day with the Giants.

PERSONAL

- Three-year starter for Saraland (AL) High School...As a senior in 2018, played wide receiver and cornerback and helped his team compile a 13-2 record and advance to the Alabama Class 6A State Championship Game...Recorded 31 tackles, 3 forced fumbles, 6 pass six pass breakups and 1 interception...Added 180 yards and 2 touchdowns on 12 carries and 28 receptions for 502 yards and 1 score.
- In 2017, compiled 54 tackles, 20 pass breakups and 2 interceptions...Invited to play in the Alabama- Mississippi All-Star Game.
- Has an older brother and a sister...Brother (Wydale) was a cornerback at Southern Mississippi...Initially committed to Auburn before flipping to LSU.

MAIN TRANSACTIONS

- Originally a 3rd-round (81st pick overall) draft choice by the Giants in 2022.

COR'DALE FLOTT'S NFL REGULAR SEASON DEFENSIVE STATISTICS

DATE	TEAM	GP	GS	TACKLES								INTERCEPTIONS						O. FUMB					ST					MISC	
				TK	S	A	TFL	YDS	SK	YDS	QBH	NO	YDS	LG	TD	PD	FF	FR	TD	YDS	TK	S	A	FF	FR	S	A		
2022	Giants	11	6	25	14	11	0	0	0.0	0.0	0	0	0	0	2	1	0	0	0	1	1	0	0	0	0	0			
2023	Giants	14	7	36	25	11	0	0	0.0	0.0	0	1	21	21	0	5	1	0	0	0	0	0	0	0	0	0			
2024	Giants	14	10	53	36	17	2	3	0.0	0.0	0	1	26	26	0	7	0	0	0	0	0	0	0	0	0	0			
2025	Giants	8	8	25	18	7	2	4	0.0	0.0	0	1	68	68	0	7	0	0	0	0	0	0	0	0	0	0			
NFL TOTALS		47	31	139	93	46	4	7	0.0	0.0	0	3	115	68	0	21	2	0	0	0	1	1	0	0	0	0	0		

COR'DALE FLOTT'S NFL POSTSEASON DEFENSIVE STATISTICS																												
DATE	TEAM	GP	GS	TACKLES								INTERCEPTIONS						O. FUMB				ST					MISC	
				TK	S	A	TFL	YDS	SK	YDS	QBH	NO	YDS	LG	TD	PD	FF	FR	TD	YDS	TK	S	A	FF	FR	S	A	
2022	Giants	2	0	0	0	0	0	0	0	0.0	0.0	0	0	0	0	0	1	0	0	0	0	0	0	0	0	0	0	
NFL TOTALS		2	0	0	0	0	0	0	0	0.0	0.0	0	0	0	0	0	1	0	0	0	0	0	0	0	0	0	0	

SINGLE-GAME HIGHS: DEFENSIVE

Total Tackles	10 at Cleveland Browns, Sep 22, 2024	Interceptions	1 vs. Philadelphia Eagles, Oct 09, 2025
Solo Tackles	7 at Cleveland Browns, Sep 22, 2024		...2 more at 1.
Passes Defensed	2 at Denver Broncos, Oct 19, 2025	Interception Return Yards	21 at Dallas Cowboys, Nov 12, 2023
	...4 more at 2.	Special Teams Tackles	1 vs. Detroit Lions, Nov 20, 2022
Tackles For Loss	1 at Denver Broncos, Oct 19, 2025		
	...3 more at 1.		

2025 GAME-BY-GAME REGULAR-SEASON STATISTICS (GIANTS)

DATE	OPPONENT	P/S	TACKLES							INTERCEPTIONS						O. FUMB				ST					MISC		W/L	SCORE
			TK	S	A	SK	YDS	TFL	YDS	QBH	NO	YDS	LG	TD	PD	FF	FR	TD	YDS	TK	S	A	FF	FR	S	A		
09/07	at Commanders	S	2	1	1	0.0	0.0	0	0	0	0	0	0	0	1	0	0	0	0	0	0	0	0	0	0	0	L	6-21
09/14	at Cowboys	S	2	1	1	0.0	0.0	0	0	0	0	0	0	0	2	0	0	0	0	0	0	0	0	0	0	0	L	37-40+
09/21	Chiefs	S	3	2	1	0.0	0.0	0	0	0	0	0	0	0	0	0	0	0	0	0	0	0	0	0	0	0	L	9-22
09/28	Chargers	S	5	5	0	0.0	0.0	0	0	0	0	0	0	0	0	0	0	0	0	0	0	0	0	0	0	0	W	21-18
10/05	at Saints	S	4	3	1	0.0	0.0	0	0	0	0	0	0	0	1	0	0	0	0	0	0	0	0	0	0	0	L	14-26
10/09	Eagles	S	3	3	0	0.0	0.0	1	1	0	1	68	68	0	1	0	0	0	0	0	0	0	0	0	0	0	W	34-17
10/19	at Broncos	S	4	2	2	0.0	0.0	1	3	0	0	0	0	0	2	0	0	0	0	0	0	0	0	0	0	0	L	32-33
10/26	at Eagles	S	2	1	1	0.0	0.0	0	0	0	0	0	0	0	0	0	0	0	0	0	0	0	0	0	0	0	L	20-38
2025 TOTALS		8-8	25	18	7	0.0	0.0	2	4	0	1	68	68	0	7	0	0	0	0	0	0	0	0	0	0	0	2-6	
+ - Overtime																												





# TOMON FOX

**OLB #45**

(tuh-mon)

HEIGHT: 6-2  
WEIGHT: 245 lbs  
COLLEGE: NORTH CAROLINA  
HOW ACQUIRED: FA-'22  
NFL EXP.: 3 YEARS  
GIANTS EXP.: 3 YEARS



## CAREER HIGHLIGHTS

- In three seasons with the Giants, Fox has played in 28 games with one start...Totals include 35 tackles, 5 tackles for loss, 2.0 sacks, four quarterback hits, and 4 special teams tackles...Has also appeared in two postseason games.
- In 2024, spent time on both the Giants' practice squad and active roster...Played in 11 games and totaled 12 tackles, 2 tackles for loss, 1.0 sack and 3 quarterback hits...Recorded 2 special teams tackles...Played 207 defensive snaps and 205 on special teams.
- In 2023, spent most of the season on the Giants' practice squad...Played in one game, at Philadelphia (12/25/23).
- As a rookie in 2022, played in 16 regular-season games with one start and played in both Giants postseason games...Tallied 23 tackles, 3 tackles for loss, 1.0 sack, 1 quarterback hit, and 1 special teams tackle...Made his NFL debut and tackled Ryan Tannehill for his first career sack and the Giants' only sack of the game in a season-opening victory at Tennessee (9/11/22).

## COLLEGE

- Played in 60 games with 47 starts in six seasons at UNC...Totaled 164 tackles...Left North Carolina ranking 3rd in program history with 29.5 career sacks and 6th with 42 tackles for loss...Also had 4 forced fumbles and 3 fumble recoveries.
- In 2021, started all 13 games at outside linebacker...Selected third-team All-ACC...Contributed 33 tackles (23 solo), and led the team with 9 tackles for loss and 8.5 sacks, the 5th most in the ACC.
- In 2020, started all 12 games and tallied 36 tackles, 10.5 tackles for loss and 7.0 sacks...All-ACC honorable mention...Earned the team's Bill Koman Award for Outstanding Achievement in Academics, Athletics & Leadership.
- In 2019, started all 13 games...Collected 41 tackles, tied for the team lead with 6.5 sacks and tied for 2nd with 9 tackles for loss.
- In 2018, started all 8 games in which he played...Posted 27 tackles, 2.5 sacks, 8.5 tackles for loss, 2 fumble recoveries and 1 blocked field goal...
- In 2017, played in all 12 games and made his first two career starts...Had 23 tackles (13 solo) and was 2nd on the team with 4.0 sacks.
- As a true freshman in 2016, played in the season's first 2 games before suffering a season-ending knee injury vs. Illinois.

## OFF-THE-FIELD ACTIVITY

- Attended the United Way of New York City's Gridiron Gala event at Glasshouses in NYC, which raised more than \$2 million for UWNYP programming... Attended the Tom Coughlin Jay Fund Sundae Blitz event in MetLife Stadium to enjoy ice cream and games with families of children fighting cancer... Visited ABLE Athletics, an organization that empowers athletes with all abilities, to help coach the athletes during their flag football session... Attended the American Institute for Stuttering Gala to support his teammate Joshua Ezeudu, who has a stutter, received an award for his advocacy and support of the organization... Partnered with the American Heart Association to encourage students to be active for 60 minutes a day while creating healthy habits and presented the school with a \$1,500 equipment grant at Wood-Ridge Intermediate School in Wood-Ridge, NJ... Joined staff members from Citizens to plant cherry trees and clean graffiti at Branch Brook Park in Newark... Served as a coach during the Giants Women's Club Big Blue Challenge flag football fundraiser with 50 club members to support the American Cancer Society's Breast Cancer research... Visited Fort Hamilton in Brooklyn, NY to tour the base, met with soldiers and attended an enlistment ceremony for 20 new service members... Represented Breast Cancer Research Foundation during Week 13 of the NFL season for My Cause My Cleats... After the team practice in Germany prior to the Sunday game, met with the 120 students that participated in the NFL Flag clinic... Met with members from the Wounded Warriors Project during their visit to the Quest Diagnostics Training Center to watch practice and enjoy a day with the Giants.

## PERSONAL

- Earned a bachelor's degree in exercise and sport science.
- Selected first-team all-state at Collins Hill High School in Suwanee, Ga., where he registered 114 tackles, 29 tackles for loss, 9.0 sacks, 34 quarterback hits, 4 forced fumbles and blocked 2 punts as a senior.

## MAIN TRANSACTIONS

- Originally signed as a rookie free agent by the Giants on 5/13/22.
- Released by the Giants on 8/29/23 and signed to their practice squad on 8/30/23.
- Signed to a reserve/future contract by the Giants on 1/10/24.
- Released by the Giants on 8/27/24 and signed to their practice squad on 8/28/24.
- Re-signed with the Giants on 3/7/25.

TOMON FOX'S NFL REGULAR SEASON DEFENSIVE STATISTICS																												
DATE	TEAM	GP	GS	TACKLES								QBH	INTERCEPTIONS					O. FUMB				ST					MISC	
				TK	S	A	TFL	YDS	SK	YDS	NO		YDS	LG	TD	PD	FF	FR	TD	YDS	TK	S	A	FF	FR	S	A	
2022	Giants	16	1	23	14	9	3	6	1.0	0.0	1	0	0	0	0	0	0	0	0	0	1	1	0	0	0	0	0	
2023	Giants	1	0	0	0	0	0	0	0.0	0.0	0	0	0	0	0	0	0	0	0	0	1	1	0	0	0	0	0	
2024	Giants	11	0	12	6	6	2	12	1.0	8.0	3	0	0	0	0	0	0	0	0	0	2	1	1	0	0	0	0	
2025	Giants	2	0	0	0	0	0	0	0.0	0.0	0	0	0	0	0	0	0	0	0	0	1	1	0	0	0	0	0	
NFL TOTALS		30	1	35	20	15	5	18	2.0	8.0	4	0	0	0	0	0	0	0	0	0	5	4	1	0	0	0	0	

TOMON FOX'S NFL POSTSEASON DEFENSIVE STATISTICS																												
DATE	TEAM	GP	GS	TACKLES								QBH	INTERCEPTIONS					O. FUMB				ST					MISC	
				TK	S	A	TFL	YDS	SK	YDS	NO		YDS	LG	TD	PD	FF	FR	TD	YDS	TK	S	A	FF	FR	S	A	
2022	Giants	2	0	0	0	0	0	0	0.0	0.0	0	0	0	0	0	0	0	0	0	0	0	0	0	0	0	0	0	
NFL TOTALS		2	0	0	0	0	0	0	0.0	0.0	0	0	0	0	0	0	0	0	0	0	0	0	0	0	0	0	0	

SINGLE-GAME HIGHS: DEFENSIVE																													
Total Tackles															Tackles For Loss														
Solo Tackles															Special Teams Tackles														
Sacks															...														
8 at Seattle Seahawks, Oct 30, 2022															2 at Seattle Seahawks, Oct 30, 2022														
6 at Seattle Seahawks, Oct 30, 2022															1 vs. Los Angeles Chargers, Sep 28, 2025														
1.0 at Tennessee Titans, Sep 11, 2022															...4 more at 1.														

2025 GAME-BY-GAME REGULAR-SEASON STATISTICS (GIANTS)																													
			TACKLES							INTERCEPTIONS					O. FUMB				ST					MISC					
DATE	OPPONENT	P/S	TK	S	A	SK	YDS	TFL	YDS	QBH	NO	YDS	LG	TD	PD	FF	FR	TD	YDS	TK	S	A	FF	FR	S	A	W/L	SCORE	
09/07	at Commanders	P																									L	6-21	
09/14	at Cowboys																										L	37-40+	
09/21	Chiefs		0	0	0	0.0	0.0	0	0	0	0	0	0	0	0	0	0	0	0	0	0	0	0	0	0	0	L	9-22	
09/28	Chargers																										W	21-18	
10/05	at Saints																										L	14-26	
10/09	Eagles																										W	34-17	
10/19	at Broncos																										L	32-33	
10/26	at Eagles																										L	20-38	
2025 TOTALS			1-0	0	0	0	0.0	0.0	0	0	0	0	0	0	0	0	0	0	0	0	0	0	0	0	0	0	0	2-6	
+ - Overtime																													



# GRAHAM GANO

## K #9

HEIGHT: 6-2  
WEIGHT: 202 lbs  
COLLEGE: FLORIDA STATE  
HOW ACQUIRED: FA-'20  
NFL EXP.: 16 YEARS  
GIANTS EXP.: 6 YEARS



### HONORS

- Pro Bowl: 2017
- NFC Special Teams Player of the Month: November 2015; October 2018
- NFC Special Teams Player of the Week: 2010 Week 16; 2018 Week 5; 2020 Week 9; 2021 Week 7; 2022 Week 2.

### CAREER HIGHLIGHTS

- Gano has played in 206 regular-season and nine postseason games for Washington, Carolina, and the Giants...He has made 341 of 406 field goal attempts (84.0%) and 405 of 424 extra point tries (95.5%) in the regular season.
- In the postseason, Gano has made 13 of 16 field goal attempts (81.3%) and all 23 of his PATs...Has scored 62 postseason points
- Gano has made 46 of 67 (68.7%) of his field goal attempts from 50+ yards, with a long of 61 yards.

### NOTES TO KNOW

- As a Giant, Gano has scored 450 points, the 6th-most in franchise history...His 117 made field goals place him 4th in franchise history, behind Pete Gogolak (126), Brad Daluiso (123), and Lawrence Tynes (122)...Gano has made 117 of 133 field goal attempts, an 88.0 rate that is the 2nd-highest in Giants history among kickers with at least 50 attempts (Josh Brown, 91.7% 2013-16).
- His 1,428 points rank 3rd among all active players.
- Gano has kicked 2 57-yard field goals that are tied for the longest in Giants history and his 63-yarder for Carolina in 2018 is the longest field goal ever kicked against the Giants...Gano's 57-yard field goals at Dallas on Nov. 24, 2022, and at San Francisco on Sept. 21, 2023 tied Aldrick Rosas (Dec. 2, 2018, vs. Chicago) for the longest 3-pointer in Giants history.
- Gano has the franchise's 2nd and 6th-highest single-season field goal percentages with 96.9 (31 of 32) in 2020, and 90.6 (29 of 32) in 2022.
- Owns the longest field goal kick in Panthers history...Made a 63-yard game-winning field goal vs. the Giants (10/7/18).
- With the Giants, Gano has made 26 of 32 attempts (81.3%) from 50 or more yards...His 26 field goals of 50+ yards are more than twice as many as any other kicker in Giants history; Joe Danelo is 2nd with 9.
- From 9/20/20 to 10/3/21, Gano made 37 consecutive field goal attempts, a Giants record that tied him with Seattle's Jason Myers for the 4th-longest streak in history and was 7 fewer than Adam Vinatieri's record of 44. The streak ended when Gano missed a 35-yard try at New Orleans...Gano shattered the previous Giants record of 29 games in a row set by Josh Brown from 2014-15.
- Ranks 2nd to John Kasay in Panthers history with 742 points (165 field goals, 247 PATs).

### 2025

- Has connected on all 8 of his field goal attempts, including a long of 55 yards...Also a perfect 6-for-6 on extra point attempts.

### 2024

- In 2024, played in 10 games...Suffered a hamstring injury on the opening kickoff at Washington (9/15), was placed on injured reserve and missed seven games...Returned at Carolina (11/10) and kicked in the season's final eight games...Made 9 of 11 field goal attempts, including 2 of 2 from 50+ yards, and all 15 of his extra point tries for 42 points...Had touchbacks on 24 of his 35 kickoffs (68.6%).

### 2023

- In 2023, played in eight games...Made 11 of 17 field goal attempts and all 8 of his extra point tries for 41 points...Had touchbacks on 23 of his 28 kickoffs (82.1%)...Made both of his field goal attempts, including a franchise record-tying 57-yarder, at San Francisco (9/21)...Placed on injured reserve on Nov. 3 with a knee injury that required surgery.

### 2022

- In 2022, Gano played in all 17 regular-season games and two postseason games...Made 29 of 32 field goal attempts (90.6%) and 32 of 34 extra point tries for 119 points, the 5th-highest total of his career, his 10th 100-point season, and the most by a Giants kicker since Aldrick Rosas scored 127 points in 2018...Two of his missed attempts were a blocked kick vs. Carolina on Sept. 18 and a 58-yarder into the wind on the last play of overtime in the 20-20 tie vs. Washington on Dec. 4...Had touchbacks on 50 of 79 kickoffs (63.3%).
- Gano set a Giants record with 8 field goals of 50+ yards, one more than he had in 2021...Gano's 8 field goals of 50+ placed him in a 3-way tie for the league's 4th-highest total. Las Vegas' Daniel Carlson had 11, and Dallas' Brett Maher, Indianapolis' Chase McLaughlin and Baltimore's Justin Tucker all had 9. Gano tied Brandon McManus, then with Denver.
- Received his 5th career NFC Special Teams Player of the Week award – and his 2nd in as many years after a victory against Carolina – after kicking field goals of 36 and 33 yards in the first quarter and 51 and 56 yards in the 4th, the latter providing the game's decisive points with 3:34 remaining, in a 19-16 victory vs. the Panthers (9/18)...Gano has the only 2 games in Giants history in which a kicker boosted a pair of 50+ yard field goals in the 4th quarter or overtime. On 9/16/21, in Washington, he kicked 52 and 55-yarders – plus a 35-yarder – in the 4th.
- Tied the record for the longest field goal in Giants history with a

57-yarder at Dallas (11/24)...It was the longest field goal on the road in franchise history...Rosas kicked the Giants' only other 57-yarder, vs. Chicago on 12/2/18.

## 2021

- In 2021, Gano played in all 17 games for the Giants and made 29 of 33 attempts (87.9%) and all 17 of his extra point tries for 104 points...Gano entered the season with 30 consecutive field goal attempts and extended his streak to 37 before missing in Week 4.
- Kicked a career-high 5 field goals at Washington (9/16), including 2 from 50+ yards...His 5 field goals made were tied for the most made in a game by a kicker in 2021.
- Earned NFC Player of the Week honors vs. Carolina (10/24), when he made field goals of 49, 53 and 44 yards.

## 2020

- In his first season with the Giants in 2020, Gano had one of the finest seasons of his career and by a Giants kicker...Made 31 of 32 attempts, a .9687 percentage that is the 2<sup>nd</sup>-highest in Giants history...Gano's .9687 percentage was the highest among the 21 NFL kickers who attempted at least 25 field goals in 2020.
- Gano's only miss was on a 57-yard try at Chicago (9/20)...After the miss, he made his next 30 field goal attempts, breaking Josh Brown's previous team record of 29 from 2014-15...The record-setter was a 50-yard field goal in the 4th quarter vs. Dallas (1/3).
- Gano tied an NFL record by becoming the first player in Giants history to kick 3 field goals of 50 or more yards in a game at Dallas (10/11)...He kicked field goals of 55, 50 and 54 yards, plus a 28-yarder.
- Received his 3rd career NFC Special Teams Player of the Week award for his contributions to the team's victory in Washington (11/8), where he kicked field goals of 38, 48 and 42 yards and 3 of his 6 kickoffs were touchbacks.

## 2019

- In 2019, Gano did not play football because of an injury he suffered in practice to his left (plant) leg the previous year.

## 2018

- In 2018, played in 12 games for Carolina before going on injured reserve...Converted 30 of 33 PAT attempts and 14 of 16 field goal tries for 72 points.
- Kicked 3 extra points and a season-high 4 field goals, including a game-winning, franchise-record 63-yarder vs. the Giants (10/7), a performance that earned him the NFC Special Teams Player of the Week and NFC Special Teams Player of the Month for October.

## 2017

- In 2017, played in all 16 regular season games and one postseason game...Converted 29 of 30 field goal attempts for a then career high 96.7%...Turned 70 of 83 kickoffs into touchbacks, a career-best and franchise-record 84.8%...Scored 121 total points (29 field goals, 34 PATs), his 5th consecutive 100-point season.

## 2016

- In 2016, finished with 121 points...Kicked 30 field goals for the 2nd consecutive season...Took over punting duties for an injured Andy Lee vs. Kansas City (11/13)...Punted 4 times for 180 yards with a long of 54.

## 2015

- In 2015, tied for 2nd in the NFL with a Carolina-record 146 points...Kicked 30 field goals, the 5th-highest total in the NFL and the 3rd-most in a single season in Panthers history...Added a

career-high 56 extra points on 59 attempts.

- Named NFC Special Teams Player of the Month for November after leading the NFL in scoring (62 points) and field goals (15).
- Scored a career postseason high 22 points with 4 field goals and 10 extra points in 3 games...Booted a 39-yard field goal and one extra point in Carolina's loss to Denver in Super Bowl 50.

## 2014

- In 2014, made 29 of 35 (82.9%) field goal attempts and all 34 extra point tries for a Panthers-leading 121 points.

## 2013

- In 2013, played all 16 games for Carolina...Converted 24 of 27 (88.9%) field goal attempts and all 42 extra point tries for a team-leading 114 points...Led the NFL with a 79.7 touchback percentage (63 of 79).

## 2012

- In 2012, played in six games in his first season with the Panthers...Finished 2nd on the team with 47 points.

## 2011

- In 2011, played 16 games in his final season in Washington and led the team with 118 points...His 31 field goals equaled the 2nd-most in franchise history.

## 2010

- In 2010, hit 24 of 35 field goal attempts and all 28 PATs for 100 points...Named NFC Special Teams Player of the Week in Week 16 after kicking 2 extra points and 2 field goals, including the game-winning 31-yarder in overtime, at Jacksonville (12/26).

## 2009

- In his first NFL season in 2009, played in four games for Washington and made all 4 of his field goal attempts and 6 of 7 extra point tries for 18 points...Kicked 2 field goals, including a season-long 46-yarder, in his NFL debut at Oakland (12/13/09).

## COLLEGE

- Gano was inducted into the Florida State Athletics Hall of Fame in 2022...Played in 40 games at FSU...Served as Seminoles' placekicker for just one season.
- In 2008, earned the Lou Groza Award as the nation's top kicker and 2nd-team All-America honors as a senior in 2008...Converted 24 of 26 field goal attempts, including 18 in a row, with a long of 53 yards...Finished first in the Football Bowl Subdivision with 24 field goals, 92.3 percent conversion rate and 5 field goals of 50 yards or more despite not playing in the first 2 games after tearing the meniscus in his right knee 2 weeks prior to the opener...Only two misses were from 50 and 52 yards... Led the nation's kickers and Atlantic Coast Conference in scoring with 105 points.
- Handled punting duties for three seasons...Averaged 42.1 yards on 148 punts with a long of 64 yards.

## OFF-THE-FIELD ACTIVITY

- Honored as the New York Giants 2023 Hometown Hero at the United Way of New York City's Gridiron Gala which raised more than \$2 million for United Way Programming...Honored as the New York Giants 2023 Salute to Service Award Recipient... Participated in Jingle Jam, where he helped spread holiday joy to more than 500 New Jersey foster children, spending time with them and assisting with the gift distribution... After the team practice in Germany prior to the Sunday game, met with the 120 students that participated in the NFL Flag clinic... Met with members from the Wounded Warriors Project during their visit to the Quest Diagnostics Training Center to watch practice and enjoy a day with the Giants.

## PERSONAL

- Gano and his wife, Brittany, have five children: Bryson, Ryder, Kayden, Riley, and Brynlee.
- Carolina's Ed Block Courage Award Winner in 2017.
- Majored in criminal justice at Florida State.
- Attended J.M. Tate High School in Cantonment, FL.

## MAIN TRANSACTIONS

- Originally signed as a rookie free agent by the Baltimore Ravens on 5/8/09.
- Waived by Baltimore on 9/5/09 and signed as a free agent by Washington on 12/8/09.
- Waived by Washington on 8/28/12.
- Signed as a free agent by the Carolina Panthers on 11/20/12.
- Released by Carolina on 7/30/20.
- Signed as a free agent by the Giants on 8/19/20.

## GRAHAM GANO'S NFL REGULAR SEASON KICKING STATISTICS

DATE	TEAM	GP	FGM	FGA	PCT.	LG	XP	XPA	PCT.	BLK	PTS
2009	Commanders	4	4	4	100.0	46	6	7	85.7	0	18
2010	Commanders	16	24	35	68.6	49	28	28	100.0	1	100
2011	Commanders	16	31	41	75.6	59	25	26	96.2	5	118
2012	Panthers	6	9	11	81.8	51	20	21	95.2	0	47
2013	Panthers	16	24	27	88.9	55	42	42	100.0	1	114
2014	Panthers	16	29	35	82.9	53	34	34	100.0	1	121
2015	Panthers	16	30	36	83.3	52	56	59	94.9	4	146
2016	Panthers	16	30	38	78.9	54	31	34	91.2	0	121
2017	Panthers	16	29	30	96.7	48	34	37	91.9	0	121
2018	Panthers	12	14	16	87.5	63	30	33	90.9	0	72
2019	Panthers	0	0	0	0.0	0	0	0	0.0	0	0
2020	Giants	16	31	32	96.9	55	21	23	91.3	0	114
2021	Giants	17	29	33	87.9	55	17	17	100.0	0	104
2022	Giants	17	29	32	90.6	57	32	34	94.1	1	119
2023	Giants	8	11	17	64.7	57	8	8	100.0	1	41
2024	Giants	10	9	11	81.8	53	15	15	100.0	1	42
2025	Giants	4	8	8	100.0	55	6	6	100.0	0	30
NFL TOTALS		206	341	406	84.0	63	405	424	95.5	15	1,428

## GRAHAM GANO'S NFL POSTSEASON KICKING STATISTICS

DATE	TEAM	GP	FGM	FGA	PCT.	LG	XP	XPA	PCT.	BLK	PTS
2013	Panthers	1	1	1	100.0	24	1	1	100.0	0	4
2014	Panthers	2	3	4	75.0	47	5	5	100.0	0	14
2015	Panthers	3	4	5	80.0	48	10	10	100.0	0	22
2017	Panthers	1	4	5	80.0	58	2	2	100.0	0	14
2022	Giants	2	1	1	100.0	25	5	5	100.0	0	8
NFL TOTALS		9	13	16	81.3	58	23	23	100.0	0	62

## GRAHAM GANO'S NFL REGULAR SEASON FIELD-GOAL ACCURACY STATISTICS

DATE	TEAM	1-19	PCT.	20-29	PCT.	30-39	PCT.	40-49	PCT.	50+	PCT.
2009	Commanders	0-0	0.0	2-2	100.0	0-0	0.0	2-2	100.0	0-0	0.0
2010	Commanders	1-1	100.0	8-10	80.0	4-7	57.1	11-14	78.6	0-3	0.0
2011	Commanders	0-0	0.0	14-15	93.3	5-9	55.6	8-11	72.7	4-6	66.7
2012	Panthers	0-0	0.0	3-3	100.0	3-3	100.0	2-3	66.7	1-2	50.0
2013	Panthers	0-0	0.0	9-9	100.0	4-5	80.0	5-7	71.4	6-6	100.0
2014	Panthers	0-0	0.0	7-7	100.0	12-13	92.3	9-12	75.0	1-3	33.3
2015	Panthers	1-1	100.0	10-10	100.0	4-5	80.0	13-16	81.3	2-4	50.0
2016	Panthers	0-0	0.0	4-4	100.0	9-11	81.8	14-17	82.4	3-6	50.0
2017	Panthers	0-0	0.0	8-8	100.0	11-11	100.0	10-10	100.0	0-1	0.0
2018	Panthers	0-0	0.0	3-3	100.0	4-5	80.0	4-4	100.0	3-4	75.0
2019	Panthers	0-0	0.0	0-0	0.0	0-0	0.0	0-0	0.0	0-0	0.0
2020	Giants	0-0	0.0	4-4	100.0	13-13	100.0	9-9	100.0	5-6	83.3
2021	Giants	0-0	0.0	5-5	100.0	12-13	92.3	5-5	100.0	7-10	70.0
2022	Giants	0-0	0.0	2-2	100.0	9-10	90.0	10-11	90.9	8-9	88.9
2023	Giants	0-0	0.0	2-2	100.0	3-5	60.0	3-6	50.0	3-4	75.0
2024	Giants	0-0	0.0	2-2	100.0	1-2	50.0	4-5	80.0	2-2	100.0
2025	Giants	0-0	0.0	2-2	100.0	4-4	100.0	1-1	100.0	1-1	100.0
NFL TOTALS		2-2	100.0	85-88	96.6	98-116	84.5	110-133	82.7	46-67	68.7



**GRAHAM GANO'S NFL POSTSEASON FIELD-GOAL ACCURACY STATISTICS**

DATE	TEAM	1-19	PCT.	20-29	PCT.	30-39	PCT.	40-49	PCT.	50+	PCT.
2013	Panthers	0-0	0.0	1-1	100.0	0-0	0.0	0-0	0.0	0-0	0.0
2014	Panthers	0-0	0.0	0-0	0.0	2-2	100.0	1-2	50.0	0-0	0.0
2015	Panthers	0-0	0.0	1-1	100.0	1-1	100.0	2-3	66.7	0-0	0.0
2017	Panthers	0-0	0.0	2-3	66.7	1-1	100.0	0-0	0.0	1-1	100.0
2022	Giants	0-0	0.0	1-1	100.0	0-0	0.0	0-0	0.0	0-0	0.0
<b>NFL TOTALS</b>		<b>0-0</b>	<b>0.0</b>	<b>5-6</b>	<b>83.3</b>	<b>4-4</b>	<b>100.0</b>	<b>3-5</b>	<b>60.0</b>	<b>1-1</b>	<b>100.0</b>

**GANO'S REGULAR SEASON TOUCHBACKS STATISTICS**

DATE	TEAM	KO	TB	PCT
2009	WAS	16	3	18.8
2010	WAS	71	9	12.7
2011	WAS	70	32	45.7
2012	CAR	35	20	57.1
2013	CAR	79	63	79.7
2014	CAR	79	61	77.2
2015	CAR	102	69	67.6
2016	CAR	85	63	74.1
2017	CAR	82	70	85.4
2018	CAR	61	47	77.0
2020	NYG	70	30	42.9
2021	NYG	64	27	42.2
<b>NFL TOTALS</b>		<b>814</b>	<b>494</b>	<b>60.7</b>

**GANO'S POSTSEASON TOUCHBACKS STATISTICS**

DATE	TEAM	KO	TB	PCT
2013	CAR	3	3	100.0
2014	CAR	9	5	55.6
2015	CAR	18	11	61.1
2017	CAR	6	6	69.5
<b>NFL TOTALS</b>		<b>36</b>	<b>25</b>	

**SINGLE-GAME HIGHS: KICKER**

<b>Field Goals Made</b>	5 at Washington Football Team, Sep 16, 2021	<b>PAT Attempts</b>	6 vs. Indianapolis Colts, Dec 29, 2024 ...3 more at 6.
<b>Field Goal Attempts</b>	6 at Tennessee Titans, Nov 21, 2010	<b>Points</b>	17 at Washington Football Team, Sep 16, 2021
<b>Longest Field Goals Made</b>	63 vs. New York Giants, Oct 07, 2018	<b>Special Teams Tackles</b>	2 vs. Minnesota Vikings, Dec 24, 2011
<b>Longest Field Goal Attempts</b>	63 vs. New York Giants, Oct 07, 2018 ...1 more at 63.	<b>Kickoff Average</b>	70.3 at Oakland Raiders, Dec 13, 2009
<b>PATs Made</b>	6 vs. Indianapolis Colts, Dec 29, 2024 ...2 more at 6.	<b>Touchbacks</b>	8 vs. Indianapolis Colts, Dec 29, 2024

**SINGLE-GAME HIGHS - POSTSEASON: KICKER**

<b>Field Goals Made</b>	4 at New Orleans Saints, Jan 07, 2018	<b>Points</b>	14 at New Orleans Saints, Jan 07, 2018
<b>Field Goal Attempts</b>	5 at New Orleans Saints, Jan 07, 2018	<b>Special Teams Tackles</b>	1 vs. Arizona Cardinals, Jan 03, 2015
<b>Longest Field Goals Made</b>	58 at New Orleans Saints, Jan 07, 2018	<b>Kickoff Average</b>	66.3 vs. Arizona Cardinals, Jan 24, 2016
<b>Longest Field Goal Attempts</b>	58 at New Orleans Saints, Jan 07, 2018	<b>Extra Point Attempt Percentage</b>	100.0 vs. Arizona Cardinals, Jan 24, 2016
<b>PATs Made</b>	5 vs. Arizona Cardinals, Jan 24, 2016	<b>Field Goal Percentage</b>	80.0 at New Orleans Saints, Jan 07, 2018
<b>PAT Attempts</b>	5 vs. Arizona Cardinals, Jan 24, 2016	<b>Touchbacks</b>	7 vs. Arizona Cardinals, Jan 24, 2016

2025 GAME-BY-GAME REGULAR-SEASON STATISTICS (GIANTS)

DATE	OPPONENT		FIELD GOALS				EXTRA POINTS				PTS	W/L	SCORE
			FGM	FGA	PCT	LG	XP	XPA	PCT	BLK			
09/07	at Commanders	P	2	2	100.0	55	0	0	0.0	0	6	L	6-21
09/14	at Cowboys	P	3	3	100.0	38	4	4	100.0	0	13	L	37-40+
09/21	Chiefs	P	1	1	100.0	25	0	0	0.0	0	3	L	9-22
09/28	Chargers											W	21-18
10/05	at Saints											L	14-26
10/09	Eagles											W	34-17
10/19	at Broncos											L	32-33
10/26	at Eagles	P	2	2	100.0	47	2	2	100.0	0	8	L	20-38
2025 TOTALS		4	8	8	100.0	55	6	6	100.0	0	30	2-6	

+ - Overtime



ELIJAH GARCIA  
DL #90

HEIGHT: 6-5  
WEIGHT: 302 lbs  
COLLEGE: RICE  
HOW ACQUIRED: FA-'24  
NFL EXP.: 2 YEARS  
GIANTS EXP.: 1 YEAR



2025 SEASON HIGHLIGHTS

- Signed to the active roster prior to Week 4 vs. LAC.
- Elevated from the practice squad for Weeks 1, 2 and 3...At Dallas in Week 2, recorded the second sack of his career.

CAREER HIGHLIGHTS

- In four seasons with Denver and the Giants, Garcia has played in 14 games with three starts...Career totals include 23 tackles (9 solo), 3 tackles for loss, 3.0 sacks, 3 quarterback hits, 1 forced fumble and 1 fumble recovery.
- In his first season with the Giants in 2024, played in five games with three starts...Totalled 14 tackles (5 solo), 2 tackles for loss, 1 quarterback hit and 1 fumble recovery...Made his Giants debut and first career start, and totaled a career-high 5 tackles vs. New Orleans (12/8)...Recorded 3 tackles and 1 fumble recovery vs. Indianapolis (12/29).
- In 2023, played in three games with Denver...Tallied 4 tackles, 1.0 sack and 1 quarterback hit...Recorded his first career sacks, taking down Jets' quarterback Zach Wilson (10/8).
- In 2022, played in two games and recorded 1 tackle.

COLLEGE

- Spent five seasons at Rice from 2017-21...Played in 51 games with 27 starts...Career totals include 190 tackles (76 solo), 15 tackles for loss, 6.5 sacks, 4 passes defended, one forced fumble and one fumble recovery.
- In 2021, played in 12 games...Recorded 67 tackles, 6 tackles for loss, 5.0 sacks, 2 passes defended and 1 fumble recovery...Earned all-conference honors after notching career-best marks in tackles, sacks, sack yards and tackles for loss.
- In 2020, played in five games in a shortened season due to COVID-19...Tallied 28 tackles and 1 pass defended...Averaged the second-highest tackles per game mark (5.8) among Conference-USA defensive linemen.
- In 2019, played in 12 games...Recorded 50 tackles, 4 tackles for loss, a half sack and 1 forced fumble.
- In 2018, played in 13 games...Finished the season with 40 tackles, 4 tackles for loss, 1.0 sack and 1 pass defended.
- As a redshirt freshman in 2017, played in nine games...Made his

collegiate debut vs. Stanford in Sydney, Australia...Opted to redshirt in 2016.

OFF-THE-FIELD ACTIVITY

- Partnered with the American Heart Association to encourage students to be active for 60 minutes a day while creating healthy habits and presented the school with a \$1,500 equipment grant at Prospect Park Elementary School in Prospect Park, NJ... Participated in Jingle Jam, where he helped spread holiday joy to more than 500 New Jersey foster children, spending time with them and assisting with the gift distribution... Represented the Special Olympics of New Jersey during Week 13 of the NFL season for My Cause My Cleats... After the team practice in Germany prior to the Sunday game, met with the 120 students that participated in the NFL Flag clinic... Met with members from the Wounded Warriors Project during their visit to the Quest Diagnostics Training Center to watch practice and enjoy a day with the Giants.

PERSONAL

- Earned a bachelor's degree in Sport Management.
- Three-year letterman at Stevens High School in San Antonio...Selected All-District 27-6A and named Second-team All-San Antonio area as a senior...Totaling 100 tackles, 6.0 sacks and eight hurries in his senior season.
- Parents are Candido and Stephanie Garcia...Has one sister.

MAIN TRANSACTIONS

- Originally signed as a rookie free agent by the Los Angeles Rams 5/4/22.
- Released by the Rams on 8/30/22 and signed to their practice squad on 8/31/22.
- Signed by the Denver Broncos on 12/7/22.
- Released by Denver on 8/27/24.
- Signed to the Giants' practice squad on 8/29/24 and to their active roster on 12/7/24.
- Waived by the Giants on 8/26/25.
- Signed to the Giants practice squad on 8/27/25.
- Signed to the active roster by the Giants on 9/27/25.

ELIJAH GARCIA'S NFL REGULAR SEASON DEFENSIVE STATISTICS

				TACKLES								INTERCEPTIONS							O. FUMB				ST					MISC	
DATE	TEAM	GP	GS	TK	S	A	TFL	YDS	SK	YDS	QBH	NO	YDS	LG	TD	PD	FF	FR	TD	YDS	TK	S	A	FF	FR	S	A		
2022	Rams	0	0	0	0	0	0	0	0.0	0.0	0	0	0	0	0	0	0	0	0	0	0	0	0	0	0	0	0		
2023	Broncos	3	0	4	1	3	0	0	1.0	4.0	1	0	0	0	0	0	1	0	0	0	0	0	0	0	0	0	0		
2024	Giants	5	4	14	5	9	2	3	0.0	0.0	1	0	0	0	0	0	0	1	0	0	0	0	0	0	0	0	0		
2025	Giants	4	0	4	2	2	1	9	1.0	9.0	1	0	0	0	0	0	0	0	0	0	0	0	0	0	0	0	0		
NFL TOTALS		12	4	22	8	14	3	12	2.0	13.0	3	0	0	0	0	0	1	1	0	0	0	0	0	0	0	0	0		

SINGLE-GAME HIGHS: DEFENSIVE

Total Tackles	5 vs. New Orleans Saints, Dec 08, 2024	Fumble Recoveries	1 vs. Indianapolis Colts, Dec 29, 2024
Solo Tackles	2 vs. Baltimore Ravens, Dec 15, 2024	Tackles For Loss	1 at Atlanta Falcons, Dec 22, 2024
Sacks	1.0 vs. New York Jets, Oct 08, 2023		

2025 GAME-BY-GAME REGULAR-SEASON STATISTICS (GIANTS)

			TACKLES								INTERCEPTIONS					O. FUMB				ST					MISC			
DATE	OPPONENT	P/S	TK	S	A	SK	YDS	TFL	YDS	QBH	NO	YDS	LG	TD	PD	FF	FR	TD	YDS	TK	S	A	FF	FR	S	A	W/L	SCORE
09/07	at Commanders	P	1	1	0	0.0	0.0	0	0	0	0	0	0	0	0	0	0	0	0	0	0	0	0	0	0	0	L	6-21
09/14	at Cowboys	P	1	1	0	1.0	9.0	1	9	1	0	0	0	0	0	0	0	0	0	0	0	0	0	0	0	0	L	37-40+
09/21	Chiefs	P	2	0	2	0.0	0.0	0	0	0	0	0	0	0	0	0	0	0	0	0	0	0	0	0	0	0	L	9-22
09/28	Chargers	P	0	0	0	0.0	0.0	0	0	0	0	0	0	0	0	0	0	0	0	0	0	0	0	0	0	0	W	21-18
10/05	at Saints		ON INACTIVE LIST																								L	14-26
10/09	Eagles		ON INACTIVE LIST																								W	34-17
10/26	at Eagles		PRACTICE SQUAD																								L	20-38
2025 TOTALS		4-0	4	2	2	1.0	9.0	1	9	1	0	0	0	0	0	0	0	0	0	0	0	0	0	0	0	0	2-5	

+ - Overtime



# JAMIE GILLAN

P #12

HEIGHT: 6-1  
WEIGHT: 207 lbs  
COLLEGE: ARKANSAS-PINE BLUFF  
HOW ACQUIRED: FA-'22  
NFL EXP.: 7 YEARS  
GIANTS EXP.: 4 YEARS



## HONORS

- AFC Special Teams Player of the Week: 2019 Week 2
- AFC Special Teams Player of the Month: September 2019
- NFC Special Teams Player of Week: 2023 Week 18

## 2025 SEASON HIGHLIGHTS

- In Week 4 vs. the Chargers, Gillan punted 5 times for 244 yards, with an average of 48.8 and a long of 69 yards...His 69-yarder tied for the 3rd-longest punt in his career and tied for the 6th-longest punt in franchise history.

## CAREER HIGHLIGHTS

- Has played in 99 regular-season games and four postseason games for Cleveland and the Giants...In the regular season, he has a 45.3-yard gross average and a 40.6-yard net average on 413 punts, including a long kick of 74 yards, 157 punts inside the 20 and 27 touchbacks...Has kicked a 40-yard field goal on 2 attempts, 29 kickoffs, 4 rushing attempts for minus-5 yards and 1 fumble recovery.
- In the postseason, has a 42.8-yard gross average and a 41.1-yard net average on 14 punts, including a long kick of 48 yards and 5 punts inside the 20.
- In 2024, played in 13 games...Missed four games with a hamstring injury...Punted 56 times for a 43.7 gross average and a 40.6-yard net average including 27 punts inside the 20-yard line, a 48.2% rate that was the highest of his career.
- In 2023, punted a career-high 95 times for a 46.0-yard gross average and a career-best and 42.3-yard net average...He had only 4 touchbacks...Placed a career-high and Giants record 35 punts inside the 20-yard line...Gillan's 95 punts and 35 inside were each the league's 3rd-highest total...Named NFC Special Teams Player of the Week for his outstanding performance in a victory vs. Philadelphia (1/7)...Gillan averaged 46.5 gross yards and 44.0 net yards on 5 punts...Four of Gillan's punts were downed or fair caught inside the 20-yard line...Gillan's longest kick was 55 yards.
- In 2022, played in all 17 regular-season games and both Giants postseason games...Punted a 74 times for a 46.8-yard gross average and a 40.1-yard net average...Placed 26 punts inside the 20-yard line and had 9 touchbacks...In the postseason, averaged 43.7 yards on 7 punts, none of which were returned.
- In 2021, played in 12 games for the Browns...Punted 42 times for a 43.9-yard gross average and a 39.5-yard net average...Longest punt was 65 yards...Placed 15 punts inside the 20-yard line and had one touchback.
- In 2020, played in all 16 regular-season games for the second consecutive season and in two postseason games...Recorded a 44.0-yard gross average and a 38.3-yard net average on 51 punts.
- As a rookie in 2019, played in all 16 games...Finished with

career-high totals of 63 punts, a 46.2-yard gross average, a Browns-record 41.6-yard net average, 28 punts inside the 20 (5th in Browns history) and 5 touchbacks.

## NOTES TO KNOW

- Gillan's 40.9-yard career net punting average is the highest in Giants history (since 1976, when it became an official statistic)...Riley Dixon is second at 40.6.
- Gillan holds the franchise record for single-season net punting average at 42.3 in 2023.
- Tied for the 2nd-longest punt in franchise history...Booted a 74-yard punt vs. New England (11/26/23)...Was the longest punt by a Giant since Rodney Williams' franchise record 90-yarder at Denver on 9/10/01.
- Selected to the 2019 PFWA All-Rookie team...Set Browns single-season net punting record with a 41.6-yard average in 2019.

## COLLEGE

- Selected first-team all-Southwest Conference as a punter in 2017-18 and as a kicker in 2018 at Arkansas-Pine Bluff...In 43 games in four seasons, Gillan averaged 42.2 yards on 214 punts...Converted 46 of 74 field goal attempts (62.2%) and 77 of 85 PATs (90.6%) for 215 points.
- As a senior in 2018, tied his career high with 71 punts and averaged 42.5 yards, including a career-long 80-yard kick
- Averaged a career-best 43.4 yards on 59 kicks in 2017.
- Rushed for 52 yards on 5 career attempts...Added 13 tackles.

## OFF-THE-FIELD ACTIVITY

- Attended The Giants Foundation Golf Classic which raised over \$400,000 for The Giants Foundation...Met with members from the Wounded Warriors Project during their visit at the Quest Diagnostic Training Facility to watch practice and enjoy a day with the Giants...Collected toys from fans and distributed them to children at Valley Hospital for the holidays...After the team practice in Germany prior to the Sunday game, met with the 120 students that participated in the NFL Flag clinic...Met with members from the Wounded Warriors Project during their visit to the Quest Diagnostics Training Center to watch practice and enjoy a day with the Giants.

## PERSONAL

- Native of Inverness, Scotland who moved to the United States as a teenager...Nicknamed "The Scottish Hammer" by his high school football coach...Grew up playing rugby and played for Highland Rugby Club, before attending and playing rugby for Merchiston Castle School in Edinburgh...Did not play football until midway through his senior season at Leonardtown (Md.) High



- School...Wants to play rugby professionally after his NFL career.
- Earned a full scholarship to Arkansas-Pine Bluff after a friend submitted his highlight tape without his knowledge after seeing a Facebook post looking for a kicker after Arkansas-Pine Bluff had de-committed...Earned a degree in physical education from Arkansas-Pine Bluff
  - Father, Colin, was a longtime member of the Royal Air Force.

## MAIN TRANSACTIONS

- Originally signed as an undrafted free agent by the Cleveland Browns on 5/3/19.
- Released by Cleveland on 12/22/21.
- Signed to the Buffalo Bills' practice squad on 12/24/21.
- Released by Buffalo on 1/31/22.
- Signed as a free agent by the New York Giants on 2/7/22.

## JAMIE GILLAN'S NFL REGULAR SEASON PUNTING STATISTICS

DATE	TEAM	GP	NO.	YDS.	AVG.	OPP. RET.	YDS.	NET YDS.	AVG.	TB	IN20	LG	BK
2019	Browns	16	63	2,913	46.2	20	151	2,662	41.6	5	28	71	1
2020	Browns	16	51	2,244	44.0	25	229	1,955	38.3	3	14	59	0
2021	Browns	12	42	1,842	43.9	30	162	1,660	39.5	1	15	65	0
Went from Cleveland to Buffalo.													
2021	Bills	0	0	0	0.0	0	0	0	0.0	0		0	0
2021	TOTAL	12	42	1,842	43.9	30	162	1,660	39.5	1	15	65	0
2022	Giants	17	74	3,463	46.8	28	277	3,006	40.1	9	26	69	1
2023	Giants	17	95	4,372	46.0	39	270	4,022	42.3	4	35	74	0
2024	Giants	13	56	2,448	43.7	26	135	2,273	40.6	2	27	67	0
2025	Giants	8	32	1,430	44.7	13	93	1,277	39.9	3	12	69	0
NFL TOTALS		99	413	18,712	45.3	181	1,317	16,855	40.6	27	157	74	2

## JAMIE GILLAN'S NFL POSTSEASON PUNTING STATISTICS

DATE	TEAM	GP	NO.	YDS.	AVG.	OPP. RET.	YDS.	NET YDS.	AVG.	TB	IN20	LG	BK
2020	Browns	2	7	293	41.9	3	24	269	38.4	0	3	48	0
2021	Bills	0	0	0	0.0	0	0	0	0.0	0		0	0
2022	Giants	2	7	306	43.7	1	0	306	43.7	0	2	48	0
NFL TOTALS		4	14	599	42.8	4	24	575	41.1	0	5	48	0

## JAMIE GILLAN'S NFL REGULAR SEASON KICKING STATISTICS

DATE	TEAM	GP	FGM	FGA	PCT.	LG	XP	XPA	PCT.	BLK	PTS
2019	Browns	16	0	0	0.0	0	0	0	0.0	0	0
2020	Browns	16	0	1	0.0	0	0	0	0.0	0	0
2021	Browns	12	0	0	0.0	0	0	0	0.0	0	0
Went from Cleveland to Buffalo.											
2021	Bills	0	0	0	0.0	0	0	0	0.0	0	0
2021	TOTAL	12	0	0	0.0	0	0	0	0.0	0	0
2022	Giants	17	0	0	0.0	0	0	0	0.0	0	0
2023	Giants	17	1	1	100.0	40	0	0	0.0	0	3
2024	Giants	13	0	0	0.0	0	0	1	0.0	0	0
2025	Giants	8	0	0	0.0	0	0	1	0.0	0	0
NFL TOTALS		99	1	2	50.0	40	0	2	0.0	0	3

## JAMIE GILLAN'S NFL POSTSEASON KICKING STATISTICS

DATE	TEAM	GP	FGM	FGA	PCT.	LG	XP	XPA	PCT.	BLK	PTS
2020	Browns	2	0	0	0.0	0	0	0	0.0	0	0
2021	Bills	0	0	0	0.0	0	0	0	0.0	0	0
2022	Giants	2	0	0	0.0	0	0	0	0.0	0	0
NFL TOTALS		4	0	0	0.0	0	0	0	0.0	0	0

## JAMIE GILLAN'S NFL REGULAR SEASON FIELD-GOAL ACCURACY STATISTICS

DATE	TEAM	1-19	PCT.	20-29	PCT.	30-39	PCT.	40-49	PCT.	50+	PCT.
2019	Browns	0-0	0.0	0-0	0.0	0-0	0.0	0-0	0.0	0-0	0.0
2020	Browns	0-0	0.0	0-0	0.0	0-0	0.0	0-0	0.0	0-1	0.0
2021	Browns	0-0	0.0	0-0	0.0	0-0	0.0	0-0	0.0	0-0	0.0
Went from Cleveland to Buffalo.											
2021	Bills	0-0	0.0	0-0	0.0	0-0	0.0	0-0	0.0	0-0	0.0
2021	TOTAL	0-0	0.0	0-0	0.0	0-0	0.0	0-0	0.0	0-0	0.0
2022	Giants	0-0	0.0	0-0	0.0	0-0	0.0	0-0	0.0	0-0	0.0
2023	Giants	0-0	0.0	0-0	0.0	0-0	0.0	1-1	100.0	0-0	0.0
2024	Giants	0-0	0.0	0-0	0.0	0-0	0.0	0-0	0.0	0-0	0.0
2025	Giants	0-0	0.0	0-0	0.0	0-0	0.0	0-0	0.0	0-0	0.0
NFL TOTALS		0-0	0.0	0-0	0.0	0-0	0.0	1-1	100.0	0-1	0.0

Additional statistics: 2019 – 2 kickoffs; 2020 – 1 kickoff, 1 field goal attempt (61 yards, short), 1 rushing attempt for -2 yards; 2021 – 1 rushing attempt for 0 yards, 1 fumble recovery; 2022 - 1 kickoff, 1 fumble, 2 rushing attempts for -3 yards; 2023 - 1 field goal attempt (40 yards, good), 1 kickoff; 2024 - 3 kickoffs, 2 touchbacks, 1 extra point attempt (missed).

SINGLE-GAME HIGHS: PUNTER

<b>Punts</b>	13 vs. New York Jets, Oct 29, 2023	<b>Longest Punts</b>	74 vs. New England Patriots, Nov 26, 2023
<b>Gross Punting Yards</b>	549 vs. New York Jets, Oct 29, 2023	<b>Inside the 20</b>	5 vs. New York Jets, Oct 29, 2023 ...2 more at 5.
<b>Gross Punting Avg</b>	56.7 at San Francisco 49ers, Oct 07, 2019	<b>Rush Attempts</b>	1 vs. Philadelphia Eagles, Dec 11, 2022 ...3 more at 1.
<b>Net Punting Yards</b>	529 vs. New York Jets, Oct 29, 2023	<b>Special Teams Tackles</b>	1 vs. Dallas Cowboys, Sep 26, 2022 ...4 more at 1.
<b>Net Punting Avg</b>	51.5 at Cincinnati Bengals, Dec 29, 2019		

SINGLE-GAME HIGHS - POSTSEASON: PUNTER

<b>Punts</b>	5 at Philadelphia Eagles, Jan 21, 2023 ...1 more at 5.	<b>Net Punting Avg</b>	43.2 at Philadelphia Eagles, Jan 21, 2023
<b>Gross Punting Yards</b>	216 at Philadelphia Eagles, Jan 21, 2023	<b>Longest Punts</b>	48 at Philadelphia Eagles, Jan 21, 2023 ...1 more at 48.
<b>Gross Punting Avg</b>	43.2 at Philadelphia Eagles, Jan 21, 2023	<b>Inside the 20</b>	2 at Pittsburgh Steelers, Jan 10, 2021
<b>Net Punting Yards</b>	216 at Philadelphia Eagles, Jan 21, 2023		

2025 GAME-BY-GAME REGULAR-SEASON STATISTICS (GIANTS)

DATE	OPPONENT		NO.	YDS.	AVG.	OPP. RET.	YDS.	NET YDS.	AVG	TB	IN20	LG	BK	W/L	SCORE
09/07	at Commanders	P	6	287	47.8	2	0	247	41.2	2	0	65	0	L	6-21
09/14	at Cowboys	P	3	135	45.0	1	2	133	44.3	0	0	50	0	L	37-40+
09/21	Chiefs	P	2	61	30.5	1	4	57	28.5	0	2	33	0	L	9-22
09/28	Chargers	P	5	244	48.8	4	25	219	43.8	0	3	69	0	W	21-18
10/05	at Saints	P	2	75	37.5	0	0	75	37.5	0	2	40	0	L	14-26
10/09	Eagles	P	4	171	42.8	2	16	155	38.8	0	2	52	0	W	34-17
10/19	at Broncos	P	6	263	43.8	2	29	214	35.7	1	2	57	0	L	32-33
10/26	at Eagles	P	4	194	48.5	1	17	177	44.3	0	1	58	0	L	20-38
2025 TOTALS			8	32	1,430	44.7	13	93	1,277	39.9	3	12	69	0	2-6

+ - Overtime

GIANTS  
SINCE 1960  
BIG BLUE  
G-MEN



CHAUNCEY GOLSTON  
DL #57

HEIGHT: 6-5  
WEIGHT: 277 lbs  
COLLEGE: IOWA  
HOW ACQUIRED: FA-'25  
NFL EXP.: 5 YEARS  
GIANTS EXP.: 1 YEAR



CAREER HIGHLIGHTS

- Golston has played in 68 games and made 16 starts...Career stats include 133 tackles, 17 quarterback hits, 9.0 sacks, 8 tackles for loss, 7 passes defended, 2 fumble recoveries, 1 forced fumble and 1 interception...Spent the first four seasons of his career with the Dallas Cowboys (2021-24).
- Had his most productive season in 2024 after playing in all 17 games (13 starts)...Recorded 56 tackles, 8 quarterback hits, 5.5 sacks, 5 passes defended, 5 tackles for loss, 1 interception and 1 fumble recovery...Intercepted Commanders QB Jayden Daniels in Week 12 at Washington...Became the first Cowboys defensive lineman with an interception since DeMarcus Lawrence vs. Washington (12/26/21)...Totaled a career-high 1.5 sacks in Week 18 vs. Washington (1/5/24).
- In 2023, made three starts across 17 games...Finished with 21 tackles, 3 quarterback hits, 1.5 sacks, 1 tackle for loss and 1 forced fumble.
- Played in 15 games in 2022 and collected 22 tackles, 2 quarterback hits, 2 tackles for loss, 1.0 sack and 1 pass defended.
- During his rookie season in 2021, played in 15 games and finished with 32 tackles, 4 quarterback hits, 1 pass defended, 1 fumble recovery and 1.0 sack.

COLLEGE

- Spent four seasons at Iowa from 2017-20...Produced career totals of 129 tackles, 27 tackles for loss, 12 sacks, 7 pass breakups, 3 interceptions and 1 forced fumble.
- Played in eight games (eight starts) in 2020...Finished his senior season with 45 tackles, 8.5 tackles for loss, 5.5 sacks, 1 forced fumble, 1 pass breakup and 1 interception.
- In 2019, earned honorable mention All-Big Ten by the league coaches and media...Totaled 47 tackles, 9.5 tackles for loss, 5 pass breakups, 3.0 sacks and 1 interception.

PERSONAL

- A three-star prospect coming out of East English Village Prep in Detroit...Earned first-team all-state, all-metro and all-city as a senior...Voted a team captain as a junior and senior.
- Is the son of Linda Golston.

MAIN TRANSACTIONS

- Originally a 3rd-round (84th overall) selection by the Dallas Cowboys in 2021.
- Signed as a free agent by the New York Giants on 3/13/25.

CHAUNCEY GOLSTON'S NFL REGULAR SEASON DEFENSIVE STATISTICS

				TACKLES								INTERCEPTIONS						O. FUMB				ST				MISC	
DATE	TEAM	GP	GS	TK	S	A	TFL	YDS	SK	YDS	QBH	NO	YDS	LG	TD	PD	FF	FR	TD	YDS	TK	S	A	FF	FR	S	A
2021	Cowboys	15	0	32	14	18	0	0	1.0	7.0	4	0	0	0	0	1	0	1	0	6	0	0	0	0	0	0	0
2022	Cowboys	15	0	22	13	9	2	2	1.0	2.0	2	0	0	0	0	1	0	0	0	0	0	0	0	0	0	0	0
2023	Cowboys	17	3	21	9	12	1	1	1.5	12.0	3	0	0	0	0	0	1	0	0	0	4	2	2	0	0	0	0
2024	Cowboys	17	13	56	30	26	5	26	5.5	33.5	8	1	18	18	0	5	0	1	0	0	0	0	0	0	0	0	0
2025	Giants	4	0	2	1	1	0	0	0.0	0.0	0	0	0	0	0	0	0	0	0	0	1	1	0	0	0	0	0
NFL TOTALS		68	16	133	67	66	8	29	9.0	54.5	17	1	18	18	0	7	1	2	0	6	5	3	2	0	0	0	0

CHAUNCEY GOLSTON'S NFL POSTSEASON DEFENSIVE STATISTICS

				TACKLES								INTERCEPTIONS						O. FUMB				ST					MISC	
DATE	TEAM	GP	GS	TK	S	A	TFL	YDS	SK	YDS	QBH	NO	YDS	LG	TD	PD	FF	FR	TD	YDS	TK	S	A	FF	FR	S	A	
2021	Cowboys	1	0	0	0	0	0	0	0.0	0.0	0	0	0	0	0	0	0	0	0	0	0	0	0	0	0	0	0	
2022	Cowboys	2	0	2	1	1	0	0	0.0	0.0	1	0	0	0	0	0	0	0	0	0	0	0	0	0	0	0	0	
2023	Cowboys	1	0	4	1	3	0	0	0.0	0.0	0	0	0	0	0	0	0	0	0	0	0	0	0	0	0	0	0	
NFL TOTALS		4	0	6	2	4	0	0	0.0	0.0	1	0	0	0	0	0	0	0	0	0	0	0	0	0	0	0	0	

SINGLE-GAME HIGHS: DEFENSIVE

Total Tackles	11 at Washington Commanders, Jan 08, 2023	Fumble Recoveries	1 at Carolina Panthers, Dec 15, 2024
Solo Tackles	6 at Washington Commanders, Jan 08, 2023		...1 more at 1.
Sacks	1.5 vs. Washington Commanders, Jan 05, 2025	Tackles For Loss	1 vs. Detroit Lions, Oct 13, 2024
Passes Defensed	2 at Washington Commanders, Nov 24, 2024		...2 more at 1.
Forced Fumbles	1 at New York Giants, Sep 10, 2023	Interception Return Yards	18 at Washington Commanders, Nov 24, 2024
		Special Teams Tackles	1 at Dallas Cowboys, Sep 14, 2025
			...4 more at 1.
		Longest Opp Fumble Return	6 at New England Patriots, Oct 17, 2021

SINGLE-GAME HIGHS - POSTSEASON: DEFENSIVE

Total Tackles	4 vs. Green Bay Packers, Jan 14, 2024	Solo Tackles	1 vs. Green Bay Packers, Jan 14, 2024
---------------	---------------------------------------	--------------	---------------------------------------

2025 GAME-BY-GAME REGULAR-SEASON STATISTICS (GIANTS)

			TACKLES								INTERCEPTIONS					O. FUMB				ST					MISC				
DATE	OPPONENT	P/S	TK	S	A	SK	YDS	TFL	YDS	QBH	NO	YDS	LG	TD	PD	FF	FR	TD	YDS	TK	S	A	FF	FR	S	A	W/L	SCORE	
09/07	at Commanders	P	0	0	0	0.0	0.0	0	0	0	0	0	0	0	0	0	0	0	0	0	0	0	0	0	0	0	L	6-21	
09/14	at Cowboys	P	1	1	0	0.0	0.0	0	0	0	0	0	0	0	0	0	0	0	0	1	1	0	0	0	0	0	L	37-40+	
09/21	Chiefs		ON INACTIVE LIST																									L	9-22
09/28	Chargers		ON INACTIVE LIST																									W	21-18
10/05	at Saints	P	0	0	0	0.0	0.0	0	0	0	0	0	0	0	0	0	0	0	0	0	0	0	0	0	0	0	L	14-26	
10/09	Eagles	P	1	0	1	0.0	0.0	0	0	0	0	0	0	0	0	0	0	0	0	0	0	0	0	0	0	0	W	34-17	
10/19	at Broncos		ON INACTIVE LIST																									L	32-33
10/26	at Eagles		ON INACTIVE LIST																									L	20-38
2025 TOTALS		4-0	2	1	1	0.0	0.0	0	0	0	0	0	0	0	0	0	0	0	0	1	1	0	0	0	0	0	0	2-6	

+ - Overtime



ART GREEN  
CB #23

HEIGHT: 6-2  
WEIGHT: 200 lbs  
COLLEGE: HOUSTON  
HOW ACQUIRED: FA-'24  
NFL EXP.: 2 YEARS  
GIANTS EXP.: 2 YEARS



CAREER HIGHLIGHTS

- Green has played 17 games, all for the Giants...Produced 5 total tackles and added 8 tackles and 1 forced fumble on special teams.
- In 2024, made his career debut at Cleveland (9/22/24)...Recorded a career-high 4 tackles vs. Baltimore (12/15/24).
- Spent the entire 2023 season on Denver's practice squad and did not see any game action.

COLLEGE

- Played in 34 games with 15 starts over three seasons for Houston (2020-22)...Career totals include 78 tackles, 3 tackles for loss, 15 passes defended and 3 interceptions.
- In 2022, played in 12 games with 11 starts...Was named second-team All-AAC...Named the Independence Bowl Defensive MVP for his 9-tackle performance against Louisiana-Lafayette (12/23/22).
- In 2021, played in 14 games producing 17 tackles (13 solo), 3 passes defended and 1 interception.
- During his freshman year in 2020, played in eight games.

- Prior to arriving at Houston, played two years at Hutchinson (Kansas) Community College, playing 18 games and recording 32 tackles, 11 passes defended and 8 interceptions.

PERSONAL

- Was a two-way player at Parkway Central High School in Chesterfield, Mo....Played both wide receiver and corner...Named all-metro by the St. Louis Post-Dispatch...Was a three-star prospect coming out of high school.

MAIN TRANSACTIONS

- Originally signed as a rookie free agent by the Denver Broncos on 5/12/23.
- Waived on 8/29/23 and signed to the Broncos' practice squad on 8/31/23.
- Waived by Denver on 8/26/24 and signed to the New York Giants' practice squad on 8/29/24.
- Signed to the Giants' active roster on 11/6/24.

ART GREEN'S NFL REGULAR SEASON DEFENSIVE STATISTICS

				TACKLES								INTERCEPTIONS						O. FUMB				ST					MISC	
DATE	TEAM	GP	GS	TK	S	A	TFL	YDS	SK	YDS	QBH	NO	YDS	LG	TD	PD	FF	FR	TD	YDS	TK	S	A	FF	FR	S	A	
2023	Broncos	0	0	0	0	0	0	0	0.0	0.0	0	0	0	0	0	0	0	0	0	0	0	0	0	0	0	0	0	
2024	Giants	9	0	5	4	1	0	0	0.0	0.0	0	0	0	0	0	0	0	0	0	0	2	1	1	1	0	0	0	
2025	Giants	8	0	0	0	0	0	0	0.0	0.0	0	0	0	0	0	0	0	0	0	0	6	3	3	0	0	0	0	
NFL TOTALS		17	0	5	4	1	0	0	0.0	0.0	0	0	0	0	0	0	0	0	0	0	8	4	4	1	0	0	0	

SINGLE-GAME HIGHS: DEFENSIVE

Total Tackles 4 vs. Baltimore Ravens, Dec 15, 2024  
Solo Tackles 4 vs. Baltimore Ravens, Dec 15, 2024

Special Teams Tackles 2 vs. Kansas City Chiefs, Sep 21, 2025

2025 GAME-BY-GAME REGULAR-SEASON STATISTICS (GIANTS)

			TACKLES									INTERCEPTIONS					O. FUMB				ST					MISC			
DATE	OPPONENT	P/S	TK	S	A	SK	YDS	TFL	YDS	QBH	NO	YDS	LG	TD	PD	FF	FR	TD	YDS	TK	S	A	FF	FR	S	A	W/L	SCORE	
09/07	at Commanders	P	0	0	0	0.0	0.0	0	0	0	0	0	0	0	0	0	0	0	0	0	0	0	0	0	0	0	L	6-21	
09/14	at Cowboys	P	0	0	0	0.0	0.0	0	0	0	0	0	0	0	0	0	0	0	0	1	1	0	0	0	0	0	L	37-40+	
09/21	Chiefs	P	0	0	0	0.0	0.0	0	0	0	0	0	0	0	0	0	0	0	0	2	2	0	0	0	0	0	L	9-22	
09/28	Chargers	P	0	0	0	0.0	0.0	0	0	0	0	0	0	0	0	0	0	0	0	1	0	1	0	0	0	0	W	21-18	
10/05	at Saints	P	0	0	0	0.0	0.0	0	0	0	0	0	0	0	0	0	0	0	0	0	0	0	0	0	0	0	L	14-26	
10/09	Eagles	P	0	0	0	0.0	0.0	0	0	0	0	0	0	0	0	0	0	0	0	1	0	1	0	0	0	0	W	34-17	
10/19	at Broncos	P	0	0	0	0.0	0.0	0	0	0	0	0	0	0	0	0	0	0	0	1	0	1	0	0	0	0	L	32-33	
10/26	at Eagles	P	0	0	0	0.0	0.0	0	0	0	0	0	0	0	0	0	0	0	0	0	0	0	0	0	0	0	L	20-38	
2025 TOTALS		8-0	0	0	0	0.0	0.0	0	0	0	0	0	0	0	0	0	0	0	0	6	3	3	0	0	0	0	2-6		

+ - Overtime





# NEVILLE HEWITT

## LB #47

HEIGHT: 6-2  
WEIGHT: 234 lbs  
COLLEGE: MARSHALL  
HOW ACQUIRED: FA-'25  
NFL EXP.: 11 YEARS  
GIANTS EXP.: 1 YEAR



### 2025 SEASON HIGHLIGHTS

- Made his Giants debut in Week 3 vs. Kansas City (9/21)...Played 12 snaps on special teams and tied for the team lead with 2 special teams tackles.

### CAREER HIGHLIGHTS

- Has 425 career tackles (267 solo), 7.5 sacks, 4 interceptions, 20 quarterback hits, 22 tackles for loss, 3 forced fumbles, 2 fumble recoveries, 16 passes defended and 83 special teams tackles (52 solo) in 152 regular-season games (48 starts)...Also played in four postseason games in Houston and one in Miami...Previously spent time with Houston (2021-24), the New York Jets (2018-20) and Miami (2015-17).
- Appeared in 64 games (nine starts) with Houston (2021-24)...Recorded 49 tackles in 2024 and finished the season tied for the team lead in special teams tackles (10) and forced fumbles (2).
- Led the Texans with a career-high 13 special teams tackles in 2023...Tied for 4th on the team with 10 special teams tackles in 2022...Played in all 17 games in 2021, registered 51 defensive tackles and a team-best 9 special teams tackles.
- Started in 32 of his 44 games played with the New York Jets (2018-20)...Started all 16 games in 2020 and ranked 9th in the NFL in total tackles (131)...In 2019, Hewitt was one of eight NFL players to record 3+ sacks and 2+ interceptions...Led the team with 11 special teams tackles in 2018.
- Saw action in 38 games with Miami (2015-17) and made seven starts...Totaled 89 tackles, 1.0 sack, 1 interception, 2 quarterback hits, 7 tackles for loss, 1 fumble recovery, 4 passes defended and 15 special teams tackles (11 solo).

### COLLEGE

- Spent two seasons at Georgia Military College (2011-12) before finishing his collegiate career at Marshall (2013-14), where he

started in 25 of his 28 games played.

- Voted by the league's coaches as the 2014 Conference USA Defensive Player of the Year...Led the conference in tackles (123) and helped Marshall to a 13-1 record and it's first C-USA title.
- As a junior in 2013, Hewitt finished 2nd on the team with 85 tackles (30 solo) and added 3.5 tackles for loss, 2.5 sacks, 1 interception, 1 forced fumble and 1 fumble recovery.
- Played a hybrid safety/linebacker role in 2012 for Georgia Military College and posted 65 tackles, 5 tackles for loss and 5 passes defended.

### PERSONAL

- Born in Maryland and attended Rockdale County High School in Conyers, GA.
- Earned a degree in business management from Marshall and was the first member of his family to graduate college.
- Parents were born in Jamaica.

### MAIN TRANSACTIONS

- Originally signed with the Miami Dolphins as an undrafted free agent on 5/8/15.
- Waived by the Dolphins on 9/2/17.
- Signed to the Dolphins practice squad on 10/9/17.
- Signed to the Dolphins active roster from the practice squad on 11/22/17.
- Signed a one-year contract with the New York Jets on 3/28/18.
- Re-signed by the Jets to a one-year contract on 3/18/19.
- Re-signed by the Jets to a one-year contract on 3/20/20.
- Signed by the Houston Texans on 5/7/21.
- Re-signed by the Texans to a one-year contract on 3/30/22.
- Re-signed with the Texans to a one-year contract on 5/8/23.
- Re-signed with the Texans to a one-year contract on 4/1/24.
- Signed by the New York Giants to the practice squad on 9/16/25.
- Signed to the active roster by the Giants on 10/9/25.

NEVILLE HEWITT'S NFL REGULAR SEASON DEFENSIVE STATISTICS																													
DATE	TEAM	GP	GS	TACKLES								QBH	INTERCEPTIONS					O. FUMB				ST					MISC		
				TK	S	A	TFL	YDS	SK	YDS	NO		YDS	LG	TD	PD	FF	FR	TD	YDS	TK	S	A	FF	FR	S	A		
2015	Dolphins	16	2	32	22	10	3	8	0.0	0.0	1	1	0	0	0	3	0	0	0	0	7	5	2	0	0	0	0		
2016	Dolphins	16	5	57	35	22	4	24	1.0	9.0	1	0	0	0	0	1	0	1	0	0	7	5	2	0	0	0	0		
2017	Dolphins	6	0	0	0	0	0	0	0.0	0.0	0	0	0	0	0	0	0	0	0	0	1	1	0	0	0	0	0		
2018	Jets	16	4	28	18	10	1	9	1.5	12.0	4	0	0	0	0	0	0	0	0	11	8	3	0	0	0	0	0		
2019	Jets	12	12	72	42	30	6	23	3.0	18.0	8	2	13	9	0	5	0	0	0	0	3	2	1	0	0	0	0		
2020	Jets	16	16	131	89	42	6	16	2.0	14.0	4	0	0	0	0	4	1	1	0	17	3	2	1	0	0	0	0		
2021	Texans	17	5	51	32	19	1	3	0.0	0.0	1	0	0	0	0	0	0	0	0	9	5	4	0	0	0	0	0		
2022	Texans	14	0	4	3	1	1	2	0.0	0.0	0	0	0	0	0	0	0	0	0	10	7	3	1	0	0	0	0		
2023	Texans	16	0	1	0	1	0	0	0.0	0.0	0	0	0	0	0	0	0	0	0	13	8	5	0	0	0	0	0		
2024	Texans	17	4	49	26	23	0	0	0.0	0.0	1	1	45	45	0	3	2	0	0	10	5	5	0	0	0	0	0		
2025	Giants	6	0	0	0	0	0	0	0.0	0.0	0	0	0	0	0	0	0	0	0	9	4	5	0	0	0	0	0		
NFL TOTALS		152	48	425	267	158	22	85	7.5	53.0	20	4	58	45	0	16	3	2	0	17	83	52	31	1	0	0	0		

NEVILLE HEWITT'S NFL POSTSEASON DEFENSIVE STATISTICS																													
DATE	TEAM	GP	GS	TACKLES								QBH	INTERCEPTIONS					O. FUMB				ST					MISC		
				TK	S	A	TFL	YDS	SK	YDS	NO		YDS	LG	TD	PD	FF	FR	TD	YDS	TK	S	A	FF	FR	S	A		
2016	Dolphins	1	0	5	3	2	0	0	0.0	0.0	0	0	0	0	0	0	0	0	0	0	0	0	0	0	0	0	0		
2023	Texans	2	0	0	0	0	0	0	0.0	0.0	0	0	0	0	0	0	0	0	0	1	0	1	0	0	0	0	0		
2024	Texans	2	0	1	1	0	0	0	0.0	0.0	0	0	0	0	0	0	0	0	0	3	1	2	0	0	0	0	0		
NFL TOTALS		5	0	6	4	2	0	0	0.0	0.0	0	0	0	0	0	0	0	0	0	4	1	3	0	0	0	0	0		

SINGLE-GAME HIGHS: DEFENSIVE			
Total Tackles	13 vs. Buffalo Bills, Oct 25, 2020	Tackles For Loss	2 at Seattle Seahawks, Dec 13, 2020
Solo Tackles	10 vs. Buffalo Bills, Oct 25, 2020		...1 more at 2.
Sacks	1.0 vs. Las Vegas Raiders, Dec 06, 2020	Interceptions	1 at Green Bay Packers, Oct 20, 2024
	...6 more at 1.0.		...3 more at 1.
Passes Defensed	2 at Green Bay Packers, Oct 20, 2024	Interception Return Yards	9 at Washington Redskins, Nov 17, 2019
	...1 more at 2.	Special Teams Tackles	3 vs. Pittsburgh Steelers, Oct 01, 2023
Forced Fumbles	1 at New York Jets, Oct 31, 2024		...1 more at 3.
	...2 more at 1.	Longest Opp Fumble Return	17 vs. Miami Dolphins, Nov 29, 2020
Fumble Recoveries	1 vs. Miami Dolphins, Nov 29, 2020		
	...1 more at 1.		

SINGLE-GAME HIGHS - POSTSEASON: DEFENSIVE					
Total Tackles	5 at Pittsburgh Steelers, Jan 08, 2017		Special Teams Tackles	2 at Kansas City Chiefs, Jan 18, 2025	
Solo Tackles	3 at Pittsburgh Steelers, Jan 08, 2017				

2025 GAME-BY-GAME REGULAR-SEASON STATISTICS (GIANTS)																												
DATE	OPPONENT	P/S	TACKLES								INTERCEPTIONS					O. FUMB				ST				MISC		W/L	SCORE	
			TK	S	A	SK	YDS	TFL	YDS	QBH	NO	YDS	LG	TD	PD	FF	FR	TD	YDS	TK	S	A	FF	FR	S			A
09/21	Chiefs	P	0	0	0	0.0	0.0	0	0	0	0	0	0	0	0	0	0	0	0	2	2	0	0	0	0	0	L	9-22
09/28	Chargers	P	0	0	0	0.0	0.0	0	0	0	0	0	0	0	0	0	0	0	1	0	1	0	0	0	0	W	21-18	
10/05	at Saints	P	0	0	0	0.0	0.0	0	0	0	0	0	0	0	0	0	0	0	1	0	1	0	0	0	0	L	14-26	
10/09	Eagles	P	0	0	0	0.0	0.0	0	0	0	0	0	0	0	0	0	0	0	2	0	2	0	0	0	0	W	34-17	
10/19	at Broncos	P	0	0	0	0.0	0.0	0	0	0	0	0	0	0	0	0	0	0	1	1	0	0	0	0	0	L	32-33	
10/26	at Eagles	P	0	0	0	0.0	0.0	0	0	0	0	0	0	0	0	0	0	0	2	1	1	0	0	0	0	L	20-38	
2025 TOTALS		6-0	0	0	0	0.0	0.0	0	0	0	0	0	0	0	0	0	0	0	9	4	5	0	0	0	0	2-4		



JEVÓN HOLLAND

S #8

(juh-VON)

HEIGHT: 6-1  
WEIGHT: 207 lbs  
COLLEGE: OREGON  
HOW ACQUIRED: FA-'25  
NFL EXP.: 5 YEARS  
GIANTS EXP.: 1 YEAR



GIANTS  
SINCE 1960  
BIG BLUE  
GREEN

CAREER HIGHLIGHTS

- Holland is in his fifth season in the NFL and has totaled 322 tackles, 28 passes defended, 10 quarterback hits, 9 tackles for loss, 5 forced fumbles, 5.0 sacks and 3 fumble recoveries across 67 games played...Began his career with the Miami Dolphins, where he played for four seasons (2021-24) and totaled 296 tackles, 25 passes defended, 10 quarterback hits, 9 tackles for loss, 5 interceptions, 5.0 sacks, 5 forced fumbles and 4 fumble recoveries.
- In 2024, started all 15 games he played in and finished with 62 tackles, 4 passes defended, 2 quarterback hits, 2 tackles for loss, 1.0 sack and 1 forced fumble.
- Played in 12 games (12 starts) in 2023 and recorded 73 tackles, 4 passes defended, 3 tackles for loss, 3 forced fumbles, 1 interception and 1 fumble recovery...In Week 1 at the Chargers, notched a career-high 14 tackles and 1 tackle for loss...Became the first Dolphins DB since Reshad Jones at Kansas City on Dec. 24, 2017, to produce 14+ tackles in a single game...Recorded 11 tackles in Week 2 to become the first Dolphins DB since Minkah Fitzpatrick in 2018 to record consecutive games with 10+ tackles...
- Started all 17 games for the Dolphins in 2022...Played in 1,129 defensive snaps for the Dolphins (98.69%), the most on the team...Ranked 4th on the team in tackles with 93...Also produced 7 passes defended, 2 interceptions, 1.5 sacks, 1 quarterback hit, 1 forced fumble and 1 tackle for loss.
- Saw action in 16 games and made 13 starts as a rookie in 2021...Finished with 68 tackles, 10 passes defended, 7 quarterback hits, 3 tackles for loss, 3 fumble recoveries and 2.5 sacks...His 10 passes defended tied Kader Kohou for the 5th-most by a Dolphins rookie.

NOTES TO KNOW

- In the NFL's first-ever Black Friday game (11/24/23) against the Jets, Holland intercepted Jets QB Tim Boyle on a first-half Hail Mary attempt and returned it 99 yards for a touchdown...It marked the longest interception returned for a touchdown by a Dolphin since S Brock Marion vs. Buffalo on 1/6/02.

COLLEGE

- Spent two seasons at Oregon (2018-19)...Was one of four players to record 4+ interceptions in both 2018 and 2019...Was the first Oregon player to lead the team in interceptions in consecutive years since 2006-07.
- Named second-team All-Pac-12 by the AP in 2019 after posting 66 tackles, 4.5 tackles for loss and 4 interceptions...Also returned 16 punts for 244 yards with a long return of 81 yards.
- As a freshman, tied for 10th in the nation with a team-high 5 interceptions...Added 44 tackles and 11 passes defended.

PERSONAL

- Born in Coquitlam, British Columbia, Canada...Was raised in the San Francisco area.
- His father, John Robert Holland, and his brother, Jamirr Holland, both played in the CFL.
- Attended Bishop O'Dowd High School in Oakland, California...Rated the 2nd-best athlete by ESPN...Was a consensus four-star prospect by all major outlets...Played both wide receiver and cornerback.

MAIN TRANSACTIONS

- Originally a 2nd-round (36th pick overall) draft choice by the Miami Dolphins in 2021.
- Signed as a free agent by the New York Giants on 3/13/25.

JEVÓN HOLLAND'S NFL REGULAR SEASON DEFENSIVE STATISTICS


				TACKLES								INTERCEPTIONS						O. FUMB				ST				MISC	
DATE	TEAM	GP	GS	TK	S	A	TFL	YDS	SK	YDS	QBH	NO	YDS	LG	TD	PD	FF	FR	TD	YDS	TK	S	A	FF	FR	S	A
2021	Dolphins	16	13	68	47	21	3	19	2.5	24.0	7	2	0	0	0	10	0	2	0	0	1	1	0	0	1	0	0
2022	Dolphins	17	17	93	76	17	1	0	1.5	7.5	1	2	64	33	0	7	1	0	0	0	3	1	2	0	0	0	0
2023	Dolphins	12	12	73	51	22	3	10	0.0	0.0	0	1	99	99+	1	4	3	1	0	4	1	1	0	0	0	0	0
2024	Dolphins	15	15	62	42	20	2	13	1.0	12.0	2	0	0	0	0	4	1	0	0	0	0	0	0	0	0	0	0
2025	Giants	7	7	26	15	11	0	0	0.0	0.0	0	0	0	0	0	3	0	0	0	0	2	1	1	0	0	0	0
NFL TOTALS		67	64	322	231	91	9	42	5.0	43.5	10	5	163	99+	1	28	5	3	0	4	7	4	3	0	1	0	0

JEVÓN HOLLAND'S NFL POSTSEASON DEFENSIVE STATISTICS																												
DATE	TEAM	GP	GS	TACKLES								QBH	INTERCEPTIONS					O. FUMB				ST					MISC	
				TK	S	A	TFL	YDS	SK	YDS	NO		YDS	LG	TD	PD	FF	FR	TD	YDS	TK	S	A	FF	FR	S	A	
2022	Dolphins	1	1	9	8	1	0	0	0.0	0.0	0	1	29	29	0	2	0	0	0	0	1	1	0	0	0	0	0	0
2023	Dolphins	0	0	0	0	0	0	0	0.0	0.0	0	0	0	0	0	0	0	0	0	0	0	0	0	0	0	0	0	
NFL TOTALS		1	1	9	8	1	0	0	0.0	0.0	0	1	29	29	0	2	0	0	0	0	1	1	0	0	0	0	0	0

SINGLE-GAME HIGHS: DEFENSIVE			
Total Tackles	14 at Los Angeles Chargers, Sep 10, 2023	Tackles For Loss	1 at Tennessee Titans, Jan 02, 2022
Solo Tackles	10 at Los Angeles Chargers, Sep 10, 2023		...2 more at 1.
	...1 more at 10.	Interceptions	1 vs. Carolina Panthers, Nov 28, 2021
Sacks	1.0 vs. Baltimore Ravens, Nov 11, 2021		...1 more at 1.
	...1 more at 1.0.	Special Teams Tackles	1 at Dallas Cowboys, Sep 14, 2025
Passes Defensed	2 vs. Buffalo Bills, Sep 25, 2022		...6 more at 1.
	...2 more at 2.	Special Teams Fumble Recoveries	1 vs. Carolina Panthers, Nov 28, 2021
Fumble Recoveries	1 at New York Jets, Nov 21, 2021	Longest Own Fumble Return	3 vs. Buffalo Bills, Sep 19, 2021
	...1 more at 1.		

2025 GAME-BY-GAME REGULAR-SEASON STATISTICS (GIANTS)																														
DATE	OPPONENT	P/S	TACKLES								INTERCEPTIONS					O. FUMB					ST				MISC		W/L	SCORE		
			TK	S	A	SK	YDS	TFL	YDS	QBH	NO	YDS	LG	TD	PD	FF	FR	TD	YDS	TK	S	A	FF	FR	S	A				
09/07	at Commanders	S	7	3	4	0.0	0.0	0	0	0	0	0	0	0	0	0	0	0	1	0	1	0	0	0	0	L	6-21			
09/14	at Cowboys	S	6	5	1	0.0	0.0	0	0	0	0	0	0	0	0	0	0	0	0	1	1	0	0	0	0	L	37-40+			
09/21	Chiefs	S	5	3	2	0.0	0.0	0	0	0	0	0	0	0	0	0	0	0	0	0	0	0	0	0	0	L	9-22			
09/28	Chargers	S	3	1	2	0.0	0.0	0	0	0	0	0	0	0	0	0	0	0	0	0	0	0	0	0	0	W	21-18			
10/05	at Saints	S	2	2	0	0.0	0.0	0	0	0	0	0	0	0	0	0	0	0	0	0	0	0	0	0	0	L	14-26			
10/09	Eagles	S	3	1	2	0.0	0.0	0	0	0	0	0	0	0	0	0	0	0	0	0	0	0	0	0	0	W	34-17			
10/19	at Broncos	S	0	0	0	0.0	0.0	0	0	0	0	0	0	0	0	0	0	0	0	0	0	0	0	0	0	L	32-33			
10/26	at Eagles		ON INACTIVE LIST																										L	20-38
2025 TOTALS		7-7	26	15	11	0.0	0.0	0	0	0	0	0	0	0	3	0	0	0	0	2	1	1	0	0	0	0	2-6			
+ - Overtime																														

GIANTS  
SINCE 1960  
BIG BLUE  
G-M-E-N



REID HOLSKEY  
OL #67

HEIGHT: 6-6  
WEIGHT: 310 lbs  
COLLEGE: MIAMI (OH)  
HOW ACQUIRED: FA '25  
NFL EXP.: R  
GIANTS EXP.: R



CAREER HIGHLIGHTS

- Holskey has spent time on the Baltimore Ravens’ summer roster and Houston Texans’ practice squad before joining the Giants’ practice squad.

COLLEGE

- Spent five years at Miami of Ohio (2020-2024)...Played in 55 games over the course of his career.
- Started all 14 games played in 2024...Was named Miami’s Offensive Power Player of the Year and received first-team All-MAC honors.
- In 2023, was named second-team All-MAC...Played and started all 14 games.
- Started all 13 games in both the 2022 and 2021 seasons...Played

in two games in a shortened season in 2020 due to COVID-19.

PERSONAL

- Son of Rob and Melissa Holskey...Attended Licking Heights High School...Earned first- team All-Conference as a senior and second-team All-Conference as a junior.

MAIN TRANSACTIONS

- Originally signed to the Baltimore Ravens on 5/5/25.
- Waived by the Ravens on 8/25/25 and signed to the Houston Texans’ practice squad on 8/28/25.
- Waived by the Texans on 9/3/25 and added to the Giants’ practice squad on 9/8/25.

REID HOLSKEY’S NFL REGULAR SEASON STATISTICS

DATE	TEAM	GP	GS
2025	Giants	0	0
NFL TOTALS		0	0


2025 GAME-BY-GAME REGULAR-SEASON STATISTICS (GIANTS)

DATE	OPPONENT	P/S		W/L	SCORE
09/07	at Commanders		PRACTICE SQUAD	L	6-21
09/14	at Cowboys		PRACTICE SQUAD	L	37-40+
09/21	Chiefs		PRACTICE SQUAD	L	9-22
09/28	Chargers		PRACTICE SQUAD	W	21-18
10/05	at Saints		PRACTICE SQUAD	L	14-26
10/09	Eagles		PRACTICE SQUAD	W	34-17
10/19	at Broncos		PRACTICE SQUAD	L	32-33
10/26	at Eagles		PRACTICE SQUAD	L	20-38
2025 TOTALS		0-0		2-6	

+ - Overtime



GIANTS  
SECOND YEAR  
BIG BLUE  
G-MEN



**BRYAN HUDSON**  
**C #60**

HEIGHT: 6-5  
WEIGHT: 305 lbs  
COLLEGE: LOUISVILLE  
HOW ACQUIRED: FA-24  
NFL EXP.: 1 YEAR  
GIANTS EXP.: 1 YEAR



CAREER HIGHLIGHTS

- Spent time on the Patriots and Giants practice squad during the 2024 season.

COLLEGE

- Played five seasons of college football from 2019-23...Began his career at Virginia Tech where he made 10 starts at center his freshman year...Named freshman All-American second-team by The Athletic in 2019...In 2020, played in 10 games.
- Transferred to Louisville in 2021 and played in all 13 games...Started 12 games at center in 2022...Earned the 2023 ACC Jacobs Blocking Trophy following his redshirt senior season...The award is given annually to the best blocker in the ACC.
- Also competed in track and field in college...Was named second team All-ACC in both indoor and outdoor shot put in 2023.

OFF-THE-FIELD ACTIVITY

- Hosted 50 children from the Tom Coughlin Jay Fund who are experiencing cancer for a holiday shopping spree... Represented the National Marrow Donor Program during Week 13 of the NFL

season for My Cause My Cleats...After the team practice in Germany prior to the Sunday game, met with the 120 students that participated in the NFL Flag clinic...Met with members from the Wounded Warriors Project during their visit to the Quest Diagnostics Training Center to watch practice and enjoy a day with the Giants.

PERSONAL

- Finance major at Louisville...The son of Mandi and Chuck Hudson.
- Was the 2018 Gatorade Track and Field Male Athlete of the Year...Was a four-time state champion in shot put and three-time state champion in discus...Rated a four-star football prospect coming out of high school

MAIN TRANSACTIONS

- Originally signed as a rookie free agent by the Detroit Lions on 5/10/24
- Signed to the New England Patriots' practice squad on 8/29/24.
- Waived by New England on 11/5/24.
- Signed to the New York Giants' practice squad on 11/6/24.
- Signed to a future/reserves contract by the Giants on 1/6/25.

BRYAN HUDSON'S NFL REGULAR SEASON STATISTICS

DATE	TEAM	GP	GS
2024	Patriots	0	0
Went from New England to N.Y. Giants.			
2024	Giants	0	0
2024	TOTAL	0	0
2025	Giants	0	0
NFL TOTALS		0	0

2025 GAME-BY-GAME REGULAR-SEASON STATISTICS (GIANTS)

DATE	OPPONENT	P/S		W/L	SCORE
09/07	at Commanders		PRACTICE SQUAD	L	6-21
09/14	at Cowboys		PRACTICE SQUAD	L	37-40+
09/21	Chiefs		PRACTICE SQUAD	L	9-22
09/28	Chargers		PRACTICE SQUAD	W	21-18
10/05	at Saints		PRACTICE SQUAD	L	14-26
10/09	Eagles		PRACTICE SQUAD	W	34-17
10/19	at Broncos		PRACTICE SQUAD	L	32-33
10/26	at Eagles		PRACTICE SQUAD	L	20-38
2025 TOTALS		0-0		2-6	

+ - Overtime



JAMES HUDSON III  
OL #55

HEIGHT: 6-5  
WEIGHT: 313 lbs  
COLLEGE: CINCINNATI  
HOW ACQUIRED: FA-'25  
NFL EXP.: 5 YEARS  
GIANTS EXP.: 1 YEAR



GIANTS  
SINCE 1960  
BIG BLUE  
G-M-E-N

CAREER HIGHLIGHTS

- Played in 55 games and made 19 starts for the Giants and the Cleveland Browns...Has made 14 starts at right tackle and five at left tackle.
- Missed the majority of the 2024 season after suffering a season-ending shoulder injury in Week 5 vs. Washington...Prior to his injury, played in four games and made three starts, all at left tackle.
- Played in 16 games in 2023 and made a career-high seven starts...All of his starts were at right tackle...Saw action in a career-high 556 offensive snaps.
- In 2022, played in all 17 games for the first time in his career...Made three starts at right tackle across those 17 games...Also played in 16% of special teams snaps.
- As a rookie in 2021, played in 12 games and made four starts at right tackle...Made his first career start vs. Arizona (10/17/21) in Week 6.

COLLEGE

- Originally attended Michigan before transferring to Cincinnati in 2019...Began his career as a defensive lineman before

transitioning to offensive line.

- In 2020, Named a first-team All-American in the AAC after helping Cincinnati average 5.0+ yards per carry and averaging over 200+ rushing yards per game...The Bearcats offensive line only allowed 9.0 sacks during the regular season, the lowest in the AAC.
- Played in one game at Cincinnati in 2019 after the NCAA denied his waiver for immediate eligibility.
- Redshirted in 2017 while getting practice reps at tackle...Saw limited action at right tackle in 2018.

PERSONAL

- A native of Toledo, Ohio...Recruited as a defensive lineman coming out of high school...Was a 4-star prospect coming out of Central Catholic High School...Ranked as the 30th defensive end in the nation by ESPN.

MAIN TRANSACTIONS

- Originally a 4th-round (110th pick overall) draft choice by the Cleveland Browns in 2021.
- Signed as a free agent by the Giants on 3/13/25.

JAMES HUDSON III'S NFL REGULAR SEASON STATISTICS

DATE	TEAM	GP	GS
2021	Browns	12	4
2022	Browns	17	3
2023	Browns	16	7
2024	Browns	4	3
2025	Giants	6	2
NFL TOTALS		55	19

JAMES HUDSON III'S NFL POSTSEASON STATISTICS

DATE	TEAM	GP	GS
2023	Browns	1	1
NFL TOTALS		1	1

2025 GAME-BY-GAME REGULAR-SEASON STATISTICS (GIANTS)

DATE	OPPONENT	P/S		W/L	SCORE
09/07	at Commanders	S		L	6-21
09/14	at Cowboys	S		L	37-40+
09/21	Chiefs	P		L	9-22
09/28	Chargers	P		W	21-18
10/05	at Saints	P		L	14-26
10/09	Eagles		ON INACTIVE LIST	W	34-17
10/19	at Broncos	P		L	32-33
10/26	at Eagles		ON INACTIVE LIST	L	20-38
2025 TOTALS		6-2		2-6	

+ - Overtime



LIL'JORDAN HUMPHREY  
WR #89

HEIGHT: 6-4  
WEIGHT: 225 lbs  
COLLEGE: TEXAS  
HOW ACQUIRED: FA-'25  
NFL EXP.: 7 YEARS  
GIANTS EXP.: 1 YEAR



CAREER HIGHLIGHTS

- In Humphrey's first season with the Giants, and seventh season in the NFL he has totaled 66 receptions for 825 yards (12.5 avg.) and 7 scores across 61 career games (25 starts).
- In his six-year career, has spent time with the New Orleans Saints (2019-21), New England Patriots (2022) and Denver Broncos (2023-24)...Has made 23 starts across 58 career games...Produced 62 receptions for 770 yards (12.4 avg.) and 7 touchdowns.
- Played in all 17 games for the second straight season (seven starts)...Set career-high marks in receptions (31) and receiving yards (293) for Denver in 2024...Also caught 1 touchdown pass.
- In 2023, his first season in Denver, played in 17 games and made a career-high eight starts...Caught 13 passes for 162 yards and a career-high 3 touchdown receptions.
- Played for the Patriots during the 2022 season...Saw action in 6 games and made two starts...Caught 2 passes for 20 yards.
- In 2021, played in 10 games and made four starts...Caught 13 passes for 249 yards and 2 touchdowns.
- Saw action in 3 games and started 1 contest in 2020 for the Saints...Recorded 3 receptions for 46 yards and 1 touchdown.
- As a rookie for the Saints in 2019, played in five games with one start but did not record any statistics.

COLLEGE

- Spent three seasons as Texas (2016-18)...Finished his collegiate career with 90 receptions for 1,213 yards and 9 touchdowns...Added 6 rushing attempts for 25 yards and 1 touchdown...Also threw 5 passes, completing 4 of them for 45 yards and 1 touchdown.
- In his last season with the program in 2018, led the team with 86 receptions for 1,176 yards and 9 touchdowns...His 1,176 receiving yards were the 3rd-most in school history at the

time...Named honorable mention All-Big 12.

PERSONAL

- A native of Southlake, Texas...His older brother, Terry Michael, wanted him to be named Michael, for Michael Jordan...His mother didn't want two Michaels in the family, so she named him Lil'Jordan.
- Played running back his entire career until switching to receiver at Texas.

MAIN TRANSACTIONS

- Originally signed as a rookie free agent by the New Orleans Saints on 5/10/19.
- Waived by the Saints on 8/31/19 and signed to the practice squad on 9/1/19.
- Waived by the Saints on 9/5/20, and signed to the practice squad on 9/6/20
- Signed a one-year contract with the New England Patriots on 6/16/22.
- Waived by the Patriots on 8/30/22 and signed to the practice squad on 8/31/22.
- Signed with the Denver Broncos on 3/7/23.
- Waived by the Broncos on 8/29/23 and signed to the practice squad on 8/31/23.
- Re-signed with the Broncos on 3/14/23.
- Waived by the Broncos on 8/29/23 and signed to the practice squad on 8/31/23.
- Signed a one-year contract with the Broncos on 3/14/24.
- Waived by the Broncos on 8/27/24 and signed to the practice squad on 8/28/24.
- Signed a one-year contract with the New York Giants on 3/21/25.

LIL'JORDAN HUMPHREY'S NFL REGULAR SEASON RUSHING/RECEIVING STATISTICS

DATE	TEAM	GP	GS	RECEIVING					RUSHING				
				NO.	YDS.	AVG.	LG	TD	NO.	YDS.	AVG.	LG	TD
2019	Saints	5	1	0	0	0.0	0	0	0	0	0.0	0	0
2020	Saints	3	1	3	46	15.3	17†	1	0	0	0.0	0	0
2021	Saints	10	4	13	249	19.2	56	2	0	0	0.0	0	0
2022	Patriots	6	2	2	20	10.0	11	0	0	0	0.0	0	0
2023	Broncos	17	8	13	162	12.5	54†	3	0	0	0.0	0	0
2024	Broncos	17	7	31	293	9.5	41†	1	0	0	0.0	0	0
2025	Giants	3	2	4	55	13.8	34	0	0	0	0.0	0	0
NFL TOTALS		61	25	66	825	12.5	56	7	0	0	0.0	0	0

LIL' JORDAN HUMPHREY'S NFL POSTSEASON RECEIVING STATISTICS

RECEIVING								
DATE	TEAM	GP	GS	NO.	YDS.	AVG.	LG	TD
2019	Saints	1	0	0	0	0.0	0	0
2020	Saints	1	0	1	14	14.0	14	0
2024	Broncos	1	1	0	0	0.0	0	0
NFL TOTALS		3	1	1	14	14.0	14	0

SINGLE-GAME HIGHS: RECEIVING

Receptions	6 at Tampa Bay Buccaneers, Sep 22, 2024	All-Purpose Yards	70 vs. Miami Dolphins, Dec 27, 2021
Receiving Yards	70 vs. Miami Dolphins, Dec 27, 2021	Most TDs	1 vs. Atlanta Falcons, Nov 17, 2024
Receiving Average	23.3 vs. Miami Dolphins, Dec 27, 2021		...6 more at 1.
Longest Receptions	56 vs. Miami Dolphins, Dec 27, 2021	Miscellaneous Tackles	1 at Seattle Seahawks, Oct 25, 2021
Receiving TDs	1 vs. Atlanta Falcons, Nov 17, 2024	Scrimmage Yards	70 vs. Miami Dolphins, Dec 27, 2021
	...6 more at 1.		

SINGLE-GAME HIGHS - POSTSEASON: RECEIVING

Receptions	1 vs. Chicago Bears, Jan 10, 2021	All-Purpose Yards	14 vs. Chicago Bears, Jan 10, 2021
Receiving Yards	14 vs. Chicago Bears, Jan 10, 2021	Scrimmage Yards	14 vs. Chicago Bears, Jan 10, 2021
Longest Receptions	14 vs. Chicago Bears, Jan 10, 2021		

2025 GAME-BY-GAME REGULAR-SEASON STATISTICS (GIANTS)

DATE	OPPONENT	P/S	RECEIVING					RUSHING					W/L	SCORE
			NO.	YDS.	AVG.	LG	TD	NO.	YDS.	AVG.	LG	TD		
09/07	at Commanders							PRACTICE SQUAD					L	6-21
09/14	at Cowboys							PRACTICE SQUAD					L	37-40+
09/21	Chiefs							PRACTICE SQUAD					L	9-22
09/28	Chargers							PRACTICE SQUAD					W	21-18
10/05	at Saints							PRACTICE SQUAD					L	14-26
10/09	Eagles	S	4	55	13.8	34	0	0	0	0.0	0	0	W	34-17
10/19	at Broncos	S	0	0	0.0	0	0	0	0	0.0	0	0	L	32-33
10/26	at Eagles							PRACTICE SQUAD					L	20-38
2025 TOTALS		2-2	4	55	13.8	34	0	0	0	0.0	0	0	2-6	

+ - Overtime





# JALIN HYATT

## WR #13

HEIGHT: 6-0  
WEIGHT: 185 lbs  
COLLEGE: TENNESSEE  
HOW ACQUIRED: D3-'23  
NFL EXP.: 3 YEARS  
GIANTS EXP.: 3 YEARS



### CAREER HIGHLIGHTS

- In three seasons for the Giants, has played in 38 games (10 starts) and caught 34 passes for 452 yards.
- In 2024, played in 16 games with three starts...Hauled in 8 catches for 62 yards.
- As a rookie in 2023, Hyatt played in all 17 games with seven starts...Caught 23 passes for 373 yards (16.2-yard avg.) with a long of 58.

### NOTES TO KNOW

- In 2023, his 16.2 yards-per-reception led the team, ranked 4th among all rookies (min. 10 catches), and were the most by a Giants rookie since Hakeem Nicks averaged 16.8 yards in 2009... Had 3 receptions of 40-plus yards, which was tied for the 3<sup>rd</sup>-most among rookies...It was also the most by a Giants rookie since Darius Slayton had 3 in 2019.
- Recorded his first career catch on a 58-yard pass at Arizona (9/17/23)...The 58-yarder was the longest reception by a Giants rookie since running back Paul Perkins had a 67-yard reception at Minnesota on 10/3/16.

### COLLEGE

- Played in 35 games with 14 starts in three seasons at Tennessee...Tallied 108 receptions for 1,769 yards (16.4-yard avg.) and 19 touchdowns, the latter figure tying him with Peerless Price for 4th in program history...Of his 108 catches, 52 went for 10+ yards, 30 for 20+ yards, 21 for 30+ yards and 12 for 40+ yards...Hyatt was the first player in program history to win the Biletnikoff Award, presented annually to the most outstanding receiver in the FBS...Holds Tennessee records for single-game touchdown receptions (5 vs. Alabama on 10/15/22), single-game points scored (30 vs. Alabama on 10/15/22) and single-season receiving touchdowns (15 in 2022).
- In 2022, started all 12 regular-season games...Opted out of the Orange Bowl...Captured the Biletnikoff Award as the nation's best receiver...Became Tennessee's 13th unanimous first-team All-American and the first since defensive back Eric Berry in 2009...Hyatt was the first wide receiver in program history to achieve that feat.
- Recorded 67 receptions for 1,267 yards (18.9-yard avg.), a school-record 15 touchdowns, and 105.6 yards a game, all career highs...Finished 2nd in the FBS and first in the Power Five in receiving touchdowns...Led the SEC in receiving yards, touchdowns, receptions per game (5.6) and receiving yards per game...His 15 receiving scores tied for 6th in SEC single-season history, while his 1,267 yards finished 2nd in school history – 31 yards shy of Robert Meachem's record in 2006.
- Unanimous first-team All-SEC selection...Led the nation in 40+ yard receptions (11), 50+ yard catches (7) and 60+ yard catches (5)...His 11 40+ yard catches were better than 8 SEC teams'

season total...Had multiple receiving touchdowns in each of 4 consecutive games from Oct. 8-29 to become the first Vol to accomplish that feat.

- Produced the greatest single-game receiving performance in school history in a victory vs. No. 3 Alabama on Oct. 15, with 6 receptions for 207 yards and a school-record 5 touchdowns...Registered the longest catch of his career, a 78-yard catch-and-run, and also had scoring receptions of 36, 11, 60 and 13 yards...His 5 touchdown catches surpassed the previous program mark of 3 by 12 different Vols.
- As a sophomore in 2021, played in all 13 games with one start...Caught 21 passes for 226 yards and 2 scores...In 2020, was one of the SEC's best freshman wide receivers...Played in all 10 games with one start...Ranked 2nd on the team with 20 receptions for 276 yards and 2 touchdowns...Among SEC true freshmen, ranked 6th in receiving yards, 3rd in receiving touchdowns and 3rd in yards-per-catch (13.8).

### OFF-THE-FIELD ACTIVITY

- Participated in drills with more than 700 girls from 29 high schools at the Section 1 Girl's Flag Football Jamboree Kickoff at Somers (N.Y.) High School to help kick off the 2024 season... Surprised the Jackie Robinson Bears Youth Football Program with a \$10,000 equipment grant at training camp... Represented Boys and Girls Club during Week 13 of the NFL season for My Cause My Cleats... After the team practice in Germany prior to the Sunday game, met with the 120 students that participated in the NFL Flag clinic... Met with members from the Wounded Warriors Project during their visit to the Quest Diagnostics Training Center to watch practice and enjoy a day with the Giants.

### PERSONAL

- Recreation and sport management major...Grew up in Irmo, just outside Columbia, S.C., and started playing flag football at age 5 at the YMCA...Played basketball and youth football (wide receiver and quarterback) throughout middle school.
- Finished his three-year varsity career at Dutch Fork with 180 catches for 3,624 yards and 57 touchdowns.
- As a junior, had 71 receptions for 1,316 yards and 21 touchdowns and earned 2nd-team all-state honors for a team that went 13-0 and a state championship.
- As a senior, led the team to another title (the program's fourth in a row) and scored 3 touchdowns, including the game-winner in overtime, in the championship game...With 66 catches for 1,361 yards and 26 touchdowns, named first-team all-state and was a finalist for South Carolina's Mr. Football...Member of the 2019 SCFCA Class 5A All-State Team and 2018 All-USA South Carolina second-team selection.
- Hyatt also participated in strength competitions in high school and was an All-American in track (sprints and relays) as a junior,

setting personal bests in the 100 meters (10.46) and 200 meters (21.14)...His father (Jamie) was a professional cyclist and his mother (Enevelyn) was an all-state sprinter in high school... Recipient of the Dr. Eric W. Barton Football Scholarship and the Michael & Christy Coffey Athletic Scholarship Endowment.

MAIN TRANSACTIONS

- Originally a 3rd-round (73rd pick overall) draft choice by the Giants in 2023.

JALIN HYATT'S NFL REGULAR SEASON RUSHING/RECEIVING STATISTICS													
DATE	TEAM	GP	GS	RECEIVING					RUSHING				
				NO.	YDS.	AVG.	LG	TD	NO.	YDS.	AVG.	LG	TD
2023	Giants	17	7	23	373	16.2	58	0	0	0	0.0	0	0
2024	Giants	16	3	8	62	7.8	19	0	0	0	0.0	0	0
2025	Giants	5	0	3	17	5.7	6	0	0	0	0.0	0	0
NFL TOTALS		38	10	34	452	13.3	58	0	0	0	0.0	0	0

SINGLE-GAME HIGHS: RECEIVING

Receptions	5 vs. New England Patriots, Nov 26, 2023	All-Purpose Yards	109 vs. New England Patriots, Nov 26, 2023
Receiving Yards	109 vs. New England Patriots, Nov 26, 2023	Miscellaneous Tackles	1 vs. Dallas Cowboys, Sep 26, 2024
Receiving Average	21.8 vs. New England Patriots, Nov 26, 2023		...1 more at 1.
Longest Receptions	58 at Arizona Cardinals, Sep 17, 2023	Scrimmage Yards	109 vs. New England Patriots, Nov 26, 2023

100-YARD RECEIVING GAMES (1): REGULAR SEASON

DATE	TEAM	NO.	YDS.	AVG.	LG	TD
11/26/23	PATRIOTS	5	109	21.8	41	0

2025 GAME-BY-GAME REGULAR-SEASON STATISTICS (GIANTS)

			RECEIVING					RUSHING						
DATE	OPPONENT	P/S	NO.	YDS.	AVG.	LG	TD	NO.	YDS.	AVG.	LG	TD	W/L	SCORE
09/07	at Commanders												L	6-21
09/14	at Cowboys												L	37-40+
09/21	Chiefs	P	0	0	0.0	0	0	0	0	0.0	0	0	L	9-22
09/28	Chargers	P	0	0	0.0	0	0	0	0	0.0	0	0	W	21-18
10/05	at Saints	P	0	0	0.0	0	0	0	0	0.0	0	0	L	14-26
10/09	Eagles	P	3	17	5.7	6	0	0	0	0.0	0	0	W	34-17
10/19	at Broncos	P	0	0	0.0	0	0	0	0	0.0	0	0	L	32-33
10/26	at Eagles												L	20-38
2025 TOTALS			5-0	3	17	5.7	6	0	0	0	0.0	0	0	2-6

+ - Overtime



THEO JOHNSON  
TE #84

HEIGHT: 6-6  
WEIGHT: 264 lbs  
COLLEGE: PENN STATE  
HOW ACQUIRED: D4-'24  
NFL EXP.: 2 YEARS  
GIANTS EXP.: 2 YEARS



2025 SEASON HIGHLIGHTS

- Against Denver in Week 7 (10/19), tallied 3 receptions for 66 yards (22.0 avg.) with a long catch of 41 yards, and 1 touchdown.
- At New Orleans in Week 5 (10/5), recorded 5 receptions for 33 yards (5.5 avg.) and 2 touchdowns.
- In Week 4 against the Chargers (9/28), recorded 3 receptions for 17 yards (5.7 avg.) and 1 touchdown.

CAREER HIGHLIGHTS

- Has played in a total of 20 games (19 starts) and caught 52 passes for 543 yards and 5 touchdowns.
- As a rookie in 2024, played in 12 games with 11 starts...Totaled 29 receptions for 331 yards and 1 touchdown...Johnson's 331 receiving yards were the 5th-most by a rookie tight end in franchise history...Scored his first career touchdown on a season-long 35-yard reception vs. Washington (11/3/24)...Gained a season-best 54 yards vs. the Cowboys, but suffered a foot injury that forced him to go on injured reserve for the remainder of the season.

COLLEGE

- Played in 45 games with 29 starts in four seasons at Penn State...Caught 77 passes for 938 yards (12.2-yard avg.) and 12 touchdowns.
- In 2023, started all 13 games and posted career-high totals of 34 receptions, 341 yards, and a team-high-tying 7 touchdowns, and was selected honorable mention All-Big Ten....The 7 touchdown receptions tied for 3rd in a single season among Penn State tight ends...Team captain...Voted honorable mentioned All-Big Ten honorable by the coaches and media...Won Penn State's Iron Lion Award...Earned the team's Lion's Pride Outstanding Senior Player Award along with Curtis Jacobs and Caedan Wallace...Finished tied for 3rd in the nation among tight ends, along with Tyler Warren, with 7 touchdown receptions.
- In 2022, played in 11 games with nine starts...Caught 20 passes for 328 yards and 4 touchdowns.
- In 2021, played in 13 games with 6 starts...Had 19 receptions for 213 yards and one touchdown, with a long catch of 37 yards.

OFF-THE-FIELD ACTIVITY

- Joined staff members from Citizens to plant cherry trees and clean graffiti at Branch Brook Park in Newark...Continued the annual rookie Thanksgiving tradition at Eva's Village to prepare and serve lunch for the community members of Eva's Village in Paterson, N.J.... Represented My Sister's Place during Week 13 of the NFL season for My Cause My Cleats... After the team practice in Germany prior to the Sunday game, met with the 120 students that participated in the NFL Flag clinic... Met with members from the Wounded Warriors Project during their visit to the Quest Diagnostics Training Center to watch practice and enjoy a day with the Giants... Joined Project Kind, an organization to support those experiencing homelessness, to host an event with 125 people from the organization for a day of haircuts, spa treatments and lunch at MetLife stadium... Hosted the boys from the Far Rockaway and Harlem Giants that were graduating middle school for a day at the training facility filled with character building activities, lunch in the team cafeteria and different games in the field house... To celebrate Halloween, dressed in costume to visit patients and distribute giftbags at Hackensack University Medical Center's Joseph M. Sanzari Children's Hospital.

PERSONAL

- Psychology major...Two-year letterman at Holy Names High School in Windsor, Ontario, Canada...Team captain as a senior...Helped the Knights win 3 conference titles...Guided Holy Names to the SWOSSAA and OFSAA titles as a junior and senior...Selected to the Under Armour All-American Game...Earned first-team all-city honors in 2018 and 2019...Was the team MVP as a junior and senior.
- Full name is Theodore Joseph Johnson...Son of Amy Johnson...Is the 3rd-oldest of six brothers (Dominic, Nathan, Levi, Michael and Keon)...Brother, Dominic, played football at the University of Buffalo.

MAIN TRANSACTIONS

- Originally a 4th-round (107<sup>th</sup> pick overall) draft choice by the Giants in 2024.

THEO JOHNSON'S NFL REGULAR SEASON RUSHING/RECEIVING STATISTICS

DATE	TEAM	GP	GS	RECEIVING					RUSHING				
				NO.	YDS.	AVG.	LG	TD	NO.	YDS.	AVG.	LG	TD
2024	Giants	12	11	29	331	11.4	35†	1	0	0	0.0	0	0
2025	Giants	8	8	23	212	9.2	41†	4	0	0	0.0	0	0
NFL TOTALS		20	19	52	543	10.4	41T	5	0	0	0.0	0	0

THEO JOHNSON'S NFL REGULAR SEASON RETURN STATISTICS												
DATE	TEAM	KICKOFF RETURNS					PUNT RETURNS					
		RET.	YDS.	AVG.	LG	TD	NO.	FC	YDS.	AVG.	LG	TD
2024	Giants	0	0	0.0	0	0	0	0	0	0.0	0	0
2025	Giants	0	0	0.0	0	0	0	0	0	0.0	0	0
NFL TOTALS		0	0	0.0	0	0	0	0	0	0.0	0	0

SINGLE-GAME HIGHS: RECEIVING

Receptions	6 at New Orleans Saints, Oct 05, 2025	Receiving TDs	2 at New Orleans Saints, Oct 05, 2025
Receiving Yards	66 at Denver Broncos, Oct 19, 2025	All-Purpose Yards	66 at Denver Broncos, Oct 19, 2025
Receiving Average	22.0 at Denver Broncos, Oct 19, 2025	Most TDs	2 at New Orleans Saints, Oct 05, 2025
Longest Receptions	41† at Denver Broncos, Oct 19, 2025	Scrimmage Yards	66 at Denver Broncos, Oct 19, 2025

2025 GAME-BY-GAME REGULAR-SEASON STATISTICS (GIANTS)

DATE	OPPONENT	P/S	RECEIVING					RUSHING					W/L	SCORE
			NO.	YDS.	AVG.	LG	TD	NO.	YDS.	AVG.	LG	TD		
09/07	at Commanders	S	1	5	5.0	5	0	0	0	0.0	0	0	L	6-21
09/14	at Cowboys	S	4	34	8.5	14	0	0	0	0.0	0	0	L	37-40+
09/21	Chiefs	S	1	10	10.0	10	0	0	0	0.0	0	0	L	9-22
09/28	Chargers	S	3	17	5.7	10	1	0	0	0.0	0	0	W	21-18
10/05	at Saints	S	6	33	5.5	15†	2	0	0	0.0	0	0	L	14-26
10/09	Eagles	S	2	27	13.5	22	0	0	0	0.0	0	0	W	34-17
10/19	at Broncos	S	3	66	22.0	41†	1	0	0	0.0	0	0	L	32-33
10/26	at Eagles	S	3	20	6.7	12	0	0	0	0.0	0	0	L	20-38
2025 TOTALS		8-8	23	212	9.2	41†	4	0	0	0.0	0	0	2-6	

+ - Overtime



# NIC JONES

## CB #31

HEIGHT: 6-0  
WEIGHT: 189 lbs  
COLLEGE: BALL STATE  
HOW ACQUIRED: FA-'25  
NFL EXP.: 2 YEARS  
GIANTS EXP.: 1 YEAR



### CAREER HIGHLIGHTS

- Joined the Giants in 2025...Spent the first two years (2023-24) of his career with the Chiefs...Played in a total of 18 games and recorded 3 tackles, 1 quarterback hit, 1 tackle for loss and 6 tackles on special teams.
- In 2024, played in one game and didn't record any stats...Spent the rest of the season as a member of the Chiefs practice squad.
- As a rookie in 2023, played in nine games and totaled 3 tackles, 1 quarterback hit, 1 tackle for loss and 1 tackle on special teams...Primarily held a role on special teams, playing 111 snaps (26.12% of special teams snaps).

### COLLEGE

- Spent four seasons at Ball State (2019-22)...Played in 37 games and recorded 64 tackles, 22 pass breakups, 3 interceptions and 1 tackle for loss.

- Named a team captain in 2022 and played in 11 games his senior year at Ball State and finished with 23 tackles, 14 pass breakups and 2 interceptions...Named second-team All-MAC.

### PERSONAL

- A native of Detroit, Michigan...Son of William Jones and Natelege Sims...Has seven other siblings...Five brothers and two sisters...Is the second youngest of the group.

### MAIN TRANSACTIONS

- Originally a 7th-round (250th pick overall) draft choice by the Kansas City Chiefs in 2023.
- Waived by the Kansas City Chiefs on 8/28/30 and signed to the practice squad on 8/30/24.
- Signed by the New York Giants on 2/14/25.

### NIC JONES' NFL REGULAR SEASON DEFENSIVE STATISTICS

				TACKLES								INTERCEPTIONS							O. FUMB					ST					MISC	
DATE	TEAM	GP	GS	TK	S	A	TFL	YDS	SK	YDS	QBH	NO	YDS	LG	TD	PD	FF	FR	TD	YDS	TK	S	A	FF	FR	S	A			
2023	Chiefs	9	0	3	3	0	1	4	0.0	0.0	1	0	0	0	0	0	0	0	0	0	1	1	0	0	0	0	0			
2024	Chiefs	1	0	0	0	0	0	0	0.0	0.0	0	0	0	0	0	0	0	0	0	0	0	0	0	0	0	0	0			
2025	Giants	8	0	0	0	0	0	0	0.0	0.0	0	0	0	0	0	0	0	0	0	0	5	2	3	0	0	0	0			
NFL TOTALS		18	0	3	3	0	1	4	0.0	0.0	1	0	0	0	0	0	0	0	0	0	6	3	3	0	0	0	0			

### NIC JONES' NFL POSTSEASON DEFENSIVE STATISTICS

				TACKLES								INTERCEPTIONS								O. FUMB				ST					MISC		
DATE	TEAM	GP	GS	TK	S	A	TFL	YDS	SK	YDS	QBH	NO	YDS	LG	TD	PD	FF	FR	TD	YDS	TK	S	A	FF	FR	S	A				
2023	Chiefs	4	0	0	0	0	0	0	0.0	0.0	0	0	0	0	0	0	0	0	0	0	2	1	1	0	0	0	0				
2024	Chiefs	0	0	0	0	0	0	0	0.0	0.0	0	0	0	0	0	0	0	0	0	0	0	0	0	0	0	0	0				
NFL TOTALS		4	0	0	0	0	0	0	0.0	0.0	0	0	0	0	0	0	0	0	0	0	2	1	1	0	0	0	0				

### SINGLE-GAME HIGHS: DEFENSIVE

Total Tackles 3 at Los Angeles Chargers, Jan 07, 2024  
Solo Tackles 3 at Los Angeles Chargers, Jan 07, 2024

Tackles For Loss 1 at Los Angeles Chargers, Jan 07, 2024  
Special Teams Tackles 3 vs. Philadelphia Eagles, Oct 09, 2025



2025 GAME-BY-GAME REGULAR-SEASON STATISTICS (GIANTS)

			TACKLES								INTERCEPTIONS					O. FUMB				ST				MISC					
DATE	OPPONENT	P/S	TK	S	A	SK	YDS	TFL	YDS	QBH	NO	YDS	LG	TD	PD	FF	FR	TD	YDS	TK	S	A	FF	FR	S	A	W/L	SCORE	
09/07	at Commanders	P	0	0	0	0.0	0.0	0	0	0	0	0	0	0	0	0	0	0	0	1	1	0	0	0	0	0	0	L	6-21
09/14	at Cowboys	P	0	0	0	0.0	0.0	0	0	0	0	0	0	0	0	0	0	0	0	0	0	0	0	0	0	0	L	37-40+	
09/21	Chiefs	P	0	0	0	0.0	0.0	0	0	0	0	0	0	0	0	0	0	0	0	0	0	0	0	0	0	0	L	9-22	
09/28	Chargers	P	0	0	0	0.0	0.0	0	0	0	0	0	0	0	0	0	0	0	0	1	0	1	0	0	0	0	W	21-18	
10/05	at Saints	P	0	0	0	0.0	0.0	0	0	0	0	0	0	0	0	0	0	0	0	0	0	0	0	0	0	0	L	14-26	
10/09	Eagles	P	0	0	0	0.0	0.0	0	0	0	0	0	0	0	0	0	0	0	0	3	1	2	0	0	0	0	W	34-17	
10/19	at Broncos	P	0	0	0	0.0	0.0	0	0	0	0	0	0	0	0	0	0	0	0	0	0	0	0	0	0	0	L	32-33	
10/26	at Eagles	P	0	0	0	0.0	0.0	0	0	0	0	0	0	0	0	0	0	0	0	0	0	0	0	0	0	0	L	20-38	
2025 TOTALS		8-0	0	0	0	0.0	0.0	0	0	0	0	0	0	0	0	0	0	0	0	5	2	3	0	0	0	0	2-6		
+ - Overtime																													



# YOUNGHOE KOO

**K #37**

(young-way)

HEIGHT: 5-10  
WEIGHT: 195 lbs  
COLLEGE: GEORGIA SOUTHERN  
HOW ACQUIRED: FA-'25  
NFL EXP.: 8 YEARS  
GIANTS EXP.: 1 YEAR



## HONORS

- Pro Bowl: 2020
- NFC Special Teams Player of the Week: 2019 Week 10 and Week 14; 2023 Week 7 and Week 16
- NFC Special Teams Player of the Month: November 2020, December/January 2022

## CAREER HIGHLIGHTS

- Koo has played in 93 regular-season games with Atlanta (89) and the Los Angeles Chargers (four)...He also spent time in the Alliance of American Football with the Atlanta Legends in 2019.
- He has made 181-of-211 field goal attempts (85.8%) and 175-of-182 extra point attempts (96.2%).
- Koo is 29-of-40 (72.5%) on field goals of 50+ yards and has a career-long make of 58 yards.

## NOTES TO KNOW

- Since becoming the Falcons' full-time kicker in Week 10 of the 2019 season, Koo leads the league with 11 game-winning field goals.
- Koo finished his stint in Atlanta among the franchise leaders in numerous categories, including points scored (700, 3rd-most), made field goals (178, 3rd-most), made field goals of 50+ yards (23, 2nd-most) and made extra points (166, 4th-most)...His career field goal percentage with Atlanta (86.8) is the 2nd-best in franchise history (min. 35 attempts).
- In 2020, Koo made 37-of-39 field goal attempts (94.9%)...He set a new Falcons' franchise record for field goals made in a season, led the NFL in made field goals and tied for 1st in the league in points scored...His 94.9% field goal percentage that year was the 3rd-best in a season in team history...It included a streak of 27 consecutive makes, the longest such streak in a single season in franchise history and the 2nd-longest streak in franchise history overall...He also tied the Falcons' single-season record with 8 50-yard field goals...Koo became Atlanta's first special teams player to earn a trip to the Pro Bowl since 2010.

## COLLEGE

- Made 31-of-35 field goal attempts and left Georgia Southern with the best career field goal percentage in school history (88.6%).
- Earned first-team All-Sun Belt honors as a senior in 2016...Made 19-of-20 field goal attempts, led the team in scoring with 85 points and ranked 2nd in the nation in field goal percentage (95%)...His 19 made field goals set a new single-season program record.
- During his prolific 2016 season, Koo became the first kicker in Georgia Southern history to be selected as a finalist for the Lou Groza award...Was also the school's first FBS All-American when he was named to Phil Steele's third team.
- Voted by the league's coaches as a SoCon All-Freshman Special Teams selection.

## PERSONAL

- Born in Seoul, South Korea, before moving to Ridgewood, New Jersey when he was 12 years old...Became one of four NFL players born in South Korea.
- Was first-team All-Big North League all four years at Ridgewood High School...In addition to kicker, Koo also played cornerback and wide receiver...Led the team with 6 interceptions and was named team MVP as a senior.
- Also lettered three times in track and field and competed in high jump, long jump, triple jump and javelin.
- Majored in logistics at Georgia Southern University.
- Son of Seungmae Choi and Hyunseo Koo.

## MAIN TRANSACTIONS

- Originally signed by the Los Angeles Chargers as an undrafted free agent on 5/1/17.
- Waived by the Chargers on 10/5/17.
- Signed to the New England Patriots' practice squad on 10/4/19.
- Waived by the Patriots on 10/15/19.
- Signed to the Atlanta Falcons' active roster on 10/29/19.
- Re-signed by the Falcons to a one-year extension on 2/18/20.
- Re-signed by the Falcons to a one-year contract on 3/11/21.
- Re-signed by the Falcons to a five-year contract on 3/15/22.
- Waived by Atlanta on 9/19/25.
- Signed to the New York Giants' practice squad on 9/23/25.

YOUNGHOE KOO'S NFL REGULAR SEASON KICKING STATISTICS											
DATE	TEAM	GP	FGM	FGA	PCT.	LG	XP	XPA	PCT.	BLK	PTS
2017	Chargers	4	3	6	50.0	41	9	9	100.0	1	18
2018	Chargers	0	0	0	0.0	0	0	0	0.0	0	0
2019	Chargers	0	0	0	0.0	0	0	0	0.0	0	0
Went from L.A. Chargers to Atlanta.											
2019	Falcons	8	23	26	88.5	50	15	16	93.8	0	84
2019	TOTAL	8	23	26	88.5	50	15	16	93.8	0	84
2020	Falcons	15	37	39	94.9	54	33	36	91.7	0	144
2021	Falcons	17	27	29	93.1	54	30	30	100.0	0	111
2022	Falcons	17	32	37	86.5	54	33	35	94.3	1	129
2023	Falcons	17	32	37	86.5	54	27	28	96.4	0	123
2024	Falcons	14	25	34	73.5	58	26	26	100.0	2	101
2025	Falcons	1	2	3	66.7	41	2	2	100.0	0	8
Went from Atlanta to N.Y. Giants.											
2025	Giants	0	0	0	0.0	0	0	0	0.0	0	0
2025	TOTAL	1	2	3	66.7	41	2	2	100.0	0	8
NFL TOTALS		93	181	211	85.8	58	175	182	96.2	4	718

YOUNGHOE KOO'S NFL REGULAR SEASON FIELD-GOAL ACCURACY STATISTICS											
DATE	TEAM	1-19	PCT.	20-29	PCT.	30-39	PCT.	40-49	PCT.	50+	PCT.
2017	Chargers	0-0	0.0	2-2	100.0	0-0	0.0	1-4	25.0	0-0	0.0
2018	Chargers	0-0	0.0	0-0	0.0	0-0	0.0	0-0	0.0	0-0	0.0
2019	Chargers	0-0	0.0	0-0	0.0	0-0	0.0	0-0	0.0	0-0	0.0
Went from L.A. Chargers to Atlanta.											
2019	Falcons	0-0	0.0	6-6	100.0	9-10	90.0	7-9	77.8	1-1	100.0
2019	TOTAL	0-0	0.0	6-6	100.0	9-10	90.0	7-9	77.8	1-1	100.0
2020	Falcons	0-0	0.0	10-10	100.0	11-12	91.7	8-9	88.9	8-8	100.0
2021	Falcons	0-0	0.0	8-8	100.0	9-9	100.0	6-7	85.7	4-5	80.0
2022	Falcons	0-0	0.0	9-9	100.0	7-7	100.0	9-10	90.0	7-11	63.6
2023	Falcons	0-0	0.0	10-10	100.0	10-10	100.0	9-11	81.8	3-6	50.0
2024	Falcons	0-0	0.0	7-7	100.0	5-7	71.4	7-11	63.6	6-9	66.7
2025	Falcons	0-0	0.0	0-0	0.0	1-1	100.0	1-2	50.0	0-0	0.0
Went from Atlanta to N.Y. Giants.											
2025	Giants	0-0	0.0	0-0	0.0	0-0	0.0	0-0	0.0	0-0	0.0
2025	TOTAL	0-0	0.0	0-0	0.0	1-1	100.0	1-2	50.0	0-0	0.0
NFL TOTALS		0-0	0.0	52-52	100.0	52-56	92.9	48-63	76.2	29-40	72.5

SINGLE-GAME HIGHS: KICKER

Field Goals Made	5 vs. Indianapolis Colts, Dec 24, 2023 ...2 more at 5.	Points	19 vs. Las Vegas Raiders, Nov 29, 2020
Field Goal Attempts	5 vs. Tampa Bay Buccaneers, Oct 03, 2024 ...4 more at 5.	Special Teams Tackles	1 at Carolina Panthers, Dec 12, 2021 ...3 more at 1.
Longest Field Goals Made	58 vs. New Orleans Saints, Sep 29, 2024	Kickoff Average	66.2 vs. Jacksonville Jaguars, Dec 22, 2019 ...1 more at 66.2.
Longest Field Goal Attempts	63 vs. New Orleans Saints, Sep 11, 2022	Field Goal Percentage	100.0 vs. New Orleans Saints, Sep 29, 2024 ...11 more at 100.0.
PATs Made	4 at Tampa Bay Buccaneers, Oct 27, 2024 ...6 more at 4.	Touchbacks	6 at Minnesota Vikings, Oct 18, 2020
PAT Attempts	4 at Tampa Bay Buccaneers, Oct 27, 2024 ...6 more at 4.		

2025 GAME-BY-GAME REGULAR-SEASON STATISTICS (FALCONS/GIANTS)

			FIELD GOALS				EXTRA POINTS					
DATE	OPPONENT		FGM	FGA	PCT	LG	XP	XPA	PCT	BLK	PTS	W/L
09/07	Buccaneers	P	2	3	66.7	41	2	2	100.0	0	8	L
09/14	at Vikings											W
09/21	at Panthers											L
ON INACTIVE LIST												
NOT ON ROSTER												
Went from Falcons to Giants.												
09/28	Chargers											W
10/05	at Saints											L
10/09	Eagles											W
10/19	at Broncos											L
10/26	at Eagles											L
2025 TOTALS		1	2	3	66.7	41	2	2	100.0	0	8	3-5



# CASEY KREITER

LS #59

(CRY-ter)

HEIGHT: 6-1  
WEIGHT: 250 lbs  
COLLEGE: IOWA  
HOW ACQUIRED: FA-'20  
NFL EXP.: 10 YEARS  
GIANTS EXP.: 6 YEARS



## HONORS

- Pro Bowl: 2018

## CAREER HIGHLIGHTS

- Has played in 150 regular-season games for Denver and the Giants and two postseason games for the Giants...Played in every game in each of the last nine seasons...Made 16 special teams tackles...Selected to the AFC Pro Bowl team following the 2018 season...Voted team captain in 2022 and 2024.
- In 2024, snapped for punts and placekicks in all 17 regular-season games...Totaled 5 special teams tackles.
- In 2023, played in all 17 games and tallied 4 special teams tackles.
- In 2022, played in all 17 regular-season games and two postseason games for the Giants...Delivered snaps on punts and placekicks without error throughout the regular season and in the NFC Wild Card Game at Minnesota (1/15) and divisional round at Philadelphia (1/21).
- In 2021, played in all 17 games and handled 125 snaps without an unplayable delivery.
- In his first season with the Giants in 2020, flawlessly snapped on punts and placekicks in all 16 games.
- In 2019, snapped for punts and placekicks in each of Denver's 16 games...Credited with 2 special teams tackles.
- In 2018, Kreiter played in all 16 games and was the AFC's snapper in the Pro Bowl after handling 146 snaps without an unplayable delivery.
- In 2017, snapped in all 16 games and made 2 special-teams tackles.
- In his first active season in 2016, Kreiter played in 10 games before suffering a season-ending calf injury...Made his NFL debut vs. Carolina (9/8/16).
- In 2015, competed with Dallas in training camp and was waived during final roster cut downs on Aug. 31.
- In 2014, Kreiter spent training camp with Dallas before being waived on Aug. 26.

## COLLEGE

- Kreiter snapped in 40 games for the University of Iowa, earning

honorable mention All-Big Ten honors as a senior...Recorded 9 special-teams tackles on punt coverage...Named Academic All-Big Ten in his last three seasons.

## OFF-THE-FIELD ACTIVITY

- Participated in a virtual conversation for Mental Health Awareness Month with students across New York City to share the importance of mental health... Attended The Giants Foundation Golf Classic which raised more than \$400,000 for The Giants Foundation... Attended the My Sisters' Place Gala, where the New York Giants were honored for their support of the organization and the Giant Steps Through Athletics program ... Represented Gamers Outreach during Week 13 of the NFL season for My Cause My Cleats... After the team practice in Germany prior to the Sunday game, met with the 120 students that participated in the NFL Flag clinic... Met with members from the Wounded Warriors Project during their visit to the Quest Diagnostics Training Center to watch practice and enjoy a day with the Giants.

## PERSONAL

- Kreiter (pronounced CRY-ter) has 4 children: Landen, Breckyn, Quincy, and Madynn.
- Attended Central High School in DeWitt, Iowa, where he earned first-team all-state honors as a senior and second-team accolades as a junior.
- Competed in wrestling, baseball and track and field...Spent his time out of football teaching in Iowa.
- Chosen as a Denver Broncos Community Ambassador Award winner in 2017.

## MAIN TRANSACTIONS

- Signed as a rookie free agent by the Dallas Cowboys on 5/12/14.
- Waived by Dallas on 8/26/14.
- Signed by Dallas on 3/17/15.
- Waived by Dallas on 8/31/15.
- Signed by the Denver Broncos on 4/4/16.
- Signed as a free agent by the Giants on 9/1/21.

CASEY KREITER'S NFL REGULAR SEASON STATISTICS		
DATE	TEAM	GP
2016	Broncos	10
2017	Broncos	16
2018	Broncos	16
2019	Broncos	16
2020	Giants	16
2021	Giants	17
2022	Giants	17
2023	Giants	17
2024	Giants	17
2025	Giants	8
NFL TOTALS		150

CASEY KREITER'S NFL POSTSEASON STATISTICS		
DATE	TEAM	GP
2022	Giants	2
NFL TOTALS		2

Additional Statistics: 2016 – 1 special teams tackle; 2017 – 2 special teams tackles; 2019 – 2 special teams tackles; 2020 – 1 special teams tackle; 2022 - 1 special teams tackle; 2023 - 4 special teams tackles; 2024 - 5 special teams tackles.

2025 GAME-BY-GAME REGULAR-SEASON STATISTICS (GIANTS)				
DATE	OPPONENT		W/L	SCORE
09/07	at Commanders	P	L	6-21
09/14	at Cowboys	P	L	37-40+
09/21	Chiefs	P	L	9-22
09/28	Chargers	P	W	21-18
10/05	at Saints	P	L	14-26
10/09	Eagles	P	W	34-17
10/19	at Broncos	P	L	32-33
10/26	at Eagles	P	L	20-38
2025 TOTALS		8	2-6	

+ - Overtime





JAKE KUBAS

G #63

(KOO-bus)

HEIGHT: 6-4  
WEIGHT: 308 lbs  
COLLEGE: NORTH DAKOTA STATE  
HOW ACQUIRED: UDFA-'24  
NFL EXP.: 2 YEARS  
GIANTS EXP.: 2 YEARS



CAREER HIGHLIGHTS

- As a rookie in 2024, played in five games with three starts (one at left guard, two at right guard)...Made his NFL debut vs. New Orleans (12/8/24)...Started for the first time at left guard at Atlanta (12/22/24)...Kubas and defensive tackle Elijah Chatman were the only 2 rookie free agents to make the initial 53-man roster.

COLLEGE

- Played in 52 games with 44 starts at right guard at North Dakota State...In 2023, started 14 games at right guard...Started 41 consecutive games during his time...Named to All-Missouri Valley Football Conference First-Team...Blocked for an offense that led the nation in rushing yards (3,560), rushing touchdowns (47) and offensive touchdowns (69)...Selected as one of NDSU's six team captains...Voted to the MVFC Scholar-Athlete Second-Team...Named to the College Sports Communicators Academic All-District Team.
- In 2022, started all 15 games at right guard...Blocked for a rushing attack that ranked No. 2 in the FCS averaging 280.6 yards per game.
- In 2020, played in the first three games of the spring before missing the remainder of the season with a leg injury.

OFF-THE-FIELD ACTIVITY

- Helped honor the firefighters who gave their lives on Sept. 11, 2001, with a visit to Engine 15, Ladder 18, Battalion 4 where they learned about the firefighters who passed away and spent time

and shared a meal with firefighters... Continued the annual rookie Thanksgiving tradition at Eva's Village to prepare and serve lunch for the community members of Eva's Village in Paterson, N.J.... Participated in Jingle Jam, where he helped spread holiday joy to more than 500 New Jersey foster children, spending time with them and assisting with the gift distribution... Hosted 50 children from the Tom Coughlin Jay Fund who are experiencing cancer for a holiday shopping spree... After the team practice in Germany prior to the Sunday game, met with the 120 students that participated in the NFL Flag clinic... Met with members from the Wounded Warriors Project during their visit to the Quest Diagnostics Training Center to watch practice and enjoy a day with the Giants.

PERSONAL

- Graduated from NDSU in May 2022 with a bachelor's degree in Sport Management.
- Three-year letterman and two-year starter at Trinity High School in Dickinson, N.D...Two-time captain...All-conference First-Team as a junior...All-State First-Team as a senior...Helped the Titans to an 8-2 record and a state semifinal appearance in 2017.
- Also competed in basketball and track...National Honor Society member.
- Son of Monte and Susan Kubas.

MAIN TRANSACTIONS

- Originally signed by the Giants as a rookie free agent on 5/10/24.

JAKE KUBAS' NFL REGULAR SEASON STATISTICS

DATE	TEAM	GP	GS
2024	Giants	5	3
2025	Giants	0	0
NFL TOTALS		5	3

2025 GAME-BY-GAME REGULAR-SEASON STATISTICS (GIANTS)

DATE	OPPONENT	P/S		W/L	SCORE
09/07	at Commanders		PRACTICE SQUAD	L	6-21
09/14	at Cowboys		PRACTICE SQUAD	L	37-40+
09/21	Chiefs		PRACTICE SQUAD	L	9-22
09/28	Chargers		PRACTICE SQUAD	W	21-18
10/05	at Saints		PRACTICE SQUAD	L	14-26
10/09	Eagles		PRACTICE SQUAD	W	34-17
10/19	at Broncos		PRACTICE SQUAD	L	32-33
10/26	at Eagles		PRACTICE SQUAD	L	20-38
2025 TOTALS		0-0		2-6	

+ - Overtime



# DEXTER LAWRENCE II

## DL #97

HEIGHT: 6-4  
WEIGHT: 340 lbs  
COLLEGE: CLEMSON  
HOW ACQUIRED: D1-'19  
NFL EXP.: 7 YEARS  
GIANTS EXP.: 7 YEARS



### HONORS

- Pro Bowl: 2022, 2023, 2024
- Second-team All-Pro: 2022, 2023

### 2025 SEASON HIGHLIGHTS

- In Week 8 (10/26) at Philadelphia, tallied 3 tackles, 1 quarterback hit and a half-sack.
- Against the Chargers (9/28) in Week 4, Lawrence finished with 1 tackle, 1 tackle for loss, 1 pass defended and recorded his first career interception and returned it 37 yards.

### CAREER HIGHLIGHTS

- Has played in 100 regular-season games with 93 starts and started both postseason games in which he's played for the Giants...Career totals include 330 tackles, 30.5 sacks, 99 quarterback hits, 37 tackles for loss, 14 passes defended and 5 forced fumbles... Postseason totals include 12 tackles (6 solo), 1 tackle for loss and 4 quarterback hits...Selected a second-team All-Pro in 2022 and 2023 and to the Pro Bowl in 2022, 2023 and 2024.
- In 2024, started the season's first 12 games...Suffered a dislocated left elbow on Thanksgiving Day in Dallas and spent the remainder of the season on injured reserve...Selected to the Pro Bowl...Led the team with a career-high 9.0 sacks despite missing the season's final five games...Totaled 44 tackles (23 solo), 16 quarterback hits, 8 tackles for loss, 1 pass defended and 1 forced fumble...Tallied a career-high 3.0 sacks and tied his season-high with 4 quarterback hits at Seattle (10/6/24)...Became the first Giants defensive lineman to have 3.0 sacks in a game since Leonard Williams in 2021.
- In 2023, started all 16 games in which he played...Named second-team all-pro and selected to the Pro Bowl...Recorded 53 tackles (32 solo), a team-high 21 quarterback hits, 7 tackles for loss, 4.5 sacks and 2 passes defended.
- In 2022, started all 16 regular-season games in which he played he played in and both postseason games for the Giants...Lawrence recorded 68 tackles, 7 tackles for loss, 7.5 sacks, 28 quarterback hits, 3 passes defended and 2 forced fumbles...In the postseason, he had 12 tackles, 1 tackle for loss and 4 quarterback hits.
- In 2021, played in 16 games with 10 starts and produced 54 tackles and 11 quarterback hits...Added 2.5 sacks, 5 tackles for loss, 2 passes defended and 1 forced fumble.
- In 2020, played in all 16 games with 15 starts at defensive tackle...Tied linebacker Kyle Fackrell for 2nd on the team with 4.0 sacks...Tallied 53 tackles (30 solo), 6 tackles for loss, 10 quarterback hits and 2 passes defended.
- As a rookie in 2019, was one of six Giants players to start all 16 games...Lawrence totaled 38 tackles (24 solo), 2.5 sacks, 1 forced fumble, 3 tackles for loss, 9 quarterback hits and 1 pass defended.

### NOTES TO KNOW

- Has led the team in sacks across two different seasons (9.0 sacks in 2024 and 7.5 sacks in 2022).
- Lawrence owns 99 quarterback hits, are the 3rd-most in franchise history, behind Justin Tuck (120) and Jason Pierre-Paul (109).

### COLLEGE

- Played in 40 games with 36 starts in three seasons (2016-18) at Clemson...Three-time All-ACC selection...Career totals include 162 tackles (100 solo) 19 tackles for losses, 11.0 sacks, one forced fumble, 3 fumble recoveries, 5 passes defended, 1 interception, and 43 quarterback pressures.
- In 2018, started all 13 games in which he played for the national champion Tigers...AFCA first-team All-America and first-team All-ACC selection...Credited with 44 tackles (30 solo), 7.5 tackles for loss, 1.5 sacks, 3 pass breakups, 15 quarterback pressures, 1 fumble recovery, 1 blocked kick and 1 rushing touchdown in 467 combined offensive and defensive snaps.
- In 2017, started all 12 games in which he played...Missed two games with a foot injury...First-team All-ACC selection...Finished the season with 39 tackles (22 solo), 3 tackles for loss, 2.5 sacks, 5 quarterback pressures, 1 pass breakup and 1 forced fumble.
- In 2016, played in 15 games with 11 starts for Clemson's national championship team...Named Freshman All-America by ESPN and USA Today...ACC Defensive Rookie of the Year (media, coaches)...Second-team All-ACC...All-ACC Academic Team selection...Shared Rookie of the Year honors defensively with Clelin Ferrell... Produced a career-high 79 tackles (48 solo), 9.5 tackles for loss and set a Clemson freshman record with 7.0 sacks.

### OFF-THE-FIELD ACTIVITY

- Attended The Giants Foundation Golf Classic which raised more than \$400,000 for The Giants Foundation... Attended the Giants Fan Fest to kickoff and celebrate the 100th season... Participated in MetLife Pet Insurance campaign to highlight his own pets and the importance of providing quality care through pet insurance... Participated in the Campbells Sacks Hunger Campaign, in which each sack during the season provided canned goods for the Community Food Bank of New Jersey. Prior to the holidays, visited the Food Bank with his mother to donate cans of soup, and package and ship boxes of canned goods to families in need ... Attended the second annual Jream Foundation fundraising dinner at MetLife Stadium to support underserved youth with programming and resources... Represented Compassion International during Week 13 of the NFL season for My Cause My Cleats... After the team practice in Germany prior to the Sunday game, met with the 120 students that participated in the NFL Flag clinic... Met with members from the Wounded Warriors Project during their visit to the Quest Diagnostics Training Center to watch

practice and enjoy a day with the Giants.

PERSONAL

- Justice studies major...Was one of the highest-rated 5-star recruits in Clemson history...First-team USA Today All-America...Rated as the consensus top player in North Carolina...AP Prep Player of the Year in North Carolina in 2015.

DEXTER LAWRENCE II'S NFL REGULAR SEASON DEFENSIVE STATISTICS

				TACKLES								INTERCEPTIONS					O. FUMB				ST					MISC	
DATE	TEAM	GP	GS	TK	S	A	TFL	YDS	SK	YDS	QBH	NO	YDS	LG	TD	PD	FF	FR	TD	YDS	TK	S	A	FF	FR	S	A
2019	Giants	16	16	38	24	14	3	21	2.5	22.5	9	0	0	0	0	1	1	0	0	0	0	0	0	0	0	0	0
2020	Giants	16	15	53	30	23	6	29	4.0	26.0	10	0	0	0	0	2	0	0	0	0	0	0	0	0	0	0	0
2021	Giants	16	10	54	27	27	5	14	2.5	14.0	11	0	0	0	0	2	1	0	0	0	0	0	0	0	0	0	0
2022	Giants	16	16	68	35	33	7	38	7.5	49.5	28	0	0	0	0	3	2	0	0	0	0	0	0	0	0	0	0
2023	Giants	16	16	53	32	21	7	47	4.5	36.5	21	0	0	0	0	2	0	0	0	0	0	0	0	0	0	0	0
2024	Giants	12	12	44	23	21	8	61	9.0	65.0	16	0	0	0	0	1	1	0	0	0	0	0	0	0	0	0	0
2025	Giants	8	8	20	7	13	1	1	0.5	3.5	4	1	37	37	0	3	0	0	0	0	0	0	0	0	0	0	0
NFL TOTALS		100	93	330	178	152	37	211	30.5	217.0	99	1	37	37	0	14	5	0	0	0	0	0	0	0	0	0	0

DEXTER LAWRENCE II'S NFL POSTSEASON DEFENSIVE STATISTICS

				TACKLES								INTERCEPTIONS						O. FUMB				ST				MISC	
DATE	TEAM	GP	GS	TK	S	A	TFL	YDS	SK	YDS	QBH	NO	YDS	LG	TD	PD	FF	FR	TD	YDS	TK	S	A	FF	FR	S	A
2022	Giants	2	2	12	6	6	1	2	0.0	0.0	4	0	0	0	0	0	0	0	0	0	0	0	0	0	0	0	0
NFL TOTALS		2	2	12	6	6	1	2	0.0	0.0	4	0	0	0	0	0	0	0	0	0	0	0	0	0	0	0	0

SINGLE-GAME HIGHS: DEFENSIVE

Total Tackles	9 vs. Washington Commanders, Dec 04, 2022	Forced Fumbles	1 vs. Tampa Bay Buccaneers, Nov 24, 2024
Solo Tackles	5 vs. Philadelphia Eagles, Oct 20, 2024	Tackles For Loss	2 vs. Philadelphia Eagles, Oct 20, 2024
Sacks	3.0 at Seattle Seahawks, Oct 06, 2024	Interceptions	1 vs. Los Angeles Chargers, Sep 28, 2025
Passes Defensed	2 at Washington Commanders, Nov 19, 2023	Interception Return Yards	37 vs. Los Angeles Chargers, Sep 28, 2025

SINGLE-GAME HIGHS - POSTSEASON: DEFENSIVE

Total Tackles	6 at Philadelphia Eagles, Jan 21, 2023	Solo Tackles	4 at Philadelphia Eagles, Jan 21, 2023
	...1 more at 6.		

2025 GAME-BY-GAME REGULAR-SEASON STATISTICS (GIANTS)

DATE	OPPONENT	P/S	TACKLES							INTERCEPTIONS					O. FUMB				ST					MISC		W/L	SCORE
			TK	S	A	SK	YDS	TFL	YDS	QBH	NO	YDS	LG	TD	PD	FF	FR	TD	YDS	TK	S	A	FF	FR	S	A	
09/07	at Commanders	S	3	0	3	0.0	0.0	0	0	0	0	0	0	0	0	0	0	0	0	0	0	0	0	0	0	L	6-21
09/14	at Cowboys	S	4	4	0	0.0	0.0	0	0	0	0	0	0	0	0	0	0	0	0	0	0	0	0	0	0	L	37-40+
09/21	Chiefs	S	1	0	1	0.0	0.0	0	0	2	0	0	0	0	0	0	0	0	0	0	0	0	0	0	0	L	9-22
09/28	Chargers	S	1	1	0	0.0	0.0	1	1	0	1	37	37	0	1	0	0	0	0	0	0	0	0	0	0	W	21-18
10/05	at Saints	S	2	1	1	0.0	0.0	0	0	0	0	0	0	0	1	0	0	0	0	0	0	0	0	0	0	L	14-26
10/09	Eagles	S	5	1	4	0.0	0.0	0	0	0	0	0	0	0	0	0	0	0	0	0	0	0	0	0	0	W	34-17
10/19	at Broncos	S	1	0	1	0.0	0.0	0	0	1	0	0	0	0	1	0	0	0	0	0	0	0	0	0	0	L	32-33
10/26	at Eagles	S	3	0	3	0.5	3.5	0	0	1	0	0	0	0	0	0	0	0	0	0	0	0	0	0	0	L	20-38
2025 TOTALS		8-8	20	7	13	0.5	3.5	1	1	4	1	37	37	0	3	0	0	0	0	0	0	0	0	0	0	2-6	

+ - Overtime



RAHEEM LAYNE  
S #43

HEIGHT: 5-11  
WEIGHT: 192 lbs  
COLLEGE: INDIANA  
HOW ACQUIRED: FA-'24  
NFL EXP.: 3 YEARS  
GIANTS EXP.: 1 YEAR



CAREER HIGHLIGHTS

- Has played in 14 games with one start in three seasons for the Chargers and Giants...Played in one postseason game with the Chargers...Totaled 10 tackles (8 solo) and 1 special teams tackle.
- In 2024, played in two games for the Giants...Spent majority of the season on the practice squad...Totaled 3 solo tackles.
- In 2023, played in five games with one start...Tallied 5 tackles (3 solo)...Made his first career start in Week 4 vs. Las Vegas (10/1/23).
- As a rookie in 2022, played in six games, primarily on special teams...Totaled one solo tackle and one solo special teams tackle...Played 80 special teams snaps.

COLLEGE

- Played in 50 games with 25 starts in five seasons at Indiana...Missed the 2020 season due to injury...Moved from cornerback to safety prior to the 2021 season...Totaled 147 tackles (114 solo), 3.5 tackles for loss, 7 passes defended, 1 interception, 2 forced fumbles and 1 fumble recovery.
- As a senior in 2021, started all 12 games at safety...Finished 2nd on the team with 65 tackles and added 1 tackle for loss, 1 pass defended, 1 interception and 1 forced fumble.
- As junior in 2019, played in all 13 games with five starts...Posted

- 30 tackles (28 solo), 2 tackles for loss and 3 passes defended.
- As a sophomore in 2018, played in all 12 games with seven starts...Made 39 tackles (31 solo) and had 0.5 tackles for loss, 3 passes defended, 1 forced fumble and 1 fumble recovery.

PERSONAL

- Native of Sebastian, Florida...Played cornerback at Sebastian River High School...Was a 2016 First-Team All-Area selection...Made 56 tackles with 2 interceptions and 3 forced fumbles...Led the team to the program's first playoff win and the most victories (11) in school history...Three-year letterwinner.
- Mother is Paulette McKenzie...Graduated from Indiana with a SPEA Management degree in Dec. 2020.

MAIN TRANSACTIONS

- Originally signed as a rookie free agent by the Los Angeles Chargers on 5/16/22.
- Released by the Chargers on 8/30/22 and signed to their practice squad on 8/31/22.
- Signed as a free agent by the New York Giants on 8/14/24.
- Waived by the Giants on 8/27/24 and signed to their practice squad on 8/29/24.

RAHEEM LAYNE'S NFL REGULAR SEASON DEFENSIVE STATISTICS

				TACKLES							INTERCEPTIONS					O. FUMB				ST				MISC				
DATE	TEAM	GP	GS	TK	S	A	TFL	YDS	SK	YDS	QBH	NO	YDS	LG	TD	PD	FF	FR	TD	YDS	TK	S	A	FF	FR	S	A	
2022	Chargers	6	0	1	1	0	0	0	0.0	0.0	0	0	0	0	0	0	0	0	0	0	0	1	1	0	0	0	0	0
2023	Chargers	5	1	5	3	2	0	0	0.0	0.0	0	0	0	0	0	0	0	0	0	0	0	0	0	0	0	0	0	
2024	Giants	2	0	3	3	0	0	0	0.0	0.0	0	0	0	0	0	0	0	0	0	0	0	0	0	0	0	0	0	
2025	Giants	1	0	1	1	0	0	0	0.0	0.0	0	0	0	0	0	0	0	0	0	0	0	0	0	0	0	0	0	
NFL TOTALS		14	1	10	8	2	0	0	0.0	0.0	0	0	0	0	0	0	0	0	0	0	0	1	1	0	0	0	0	0

RAHEEM LAYNE'S NFL POSTSEASON DEFENSIVE STATISTICS

				TACKLES								INTERCEPTIONS							O. FUMB				ST					MISC	
DATE	TEAM	GP	GS	TK	S	A	TFL	YDS	SK	YDS	QBH	NO	YDS	LG	TD	PD	FF	FR	TD	YDS	TK	S	A	FF	FR	S	A		
2022	Chargers	1	0	0	0	0	0	0	0.0	0.0	0	0	0	0	0	0	0	0	0	0	0	0	0	0	0	0	0		
NFL TOTALS		1	0	0	0	0	0	0	0.0	0.0	0	0	0	0	0	0	0	0	0	0	0	0	0	0	0	0	0		

SINGLE-GAME HIGHS: DEFENSIVE

Total Tackles 3 at Atlanta Falcons, Dec 22, 2024  
...1 more at 3.

Solo Tackles 3 at Atlanta Falcons, Dec 22, 2024

2025 GAME-BY-GAME REGULAR-SEASON STATISTICS (GIANTS)

			TACKLES							INTERCEPTIONS					O. FUMB				ST				MISC					
DATE	OPPONENT	P/S	TK	S	A	SK	YDS	TFL	YDS	QBH	NO	YDS	LG	TD	PD	FF	FR	TD	YDS	TK	S	A	FF	FR	S	A	W/L	SCORE
09/07	at Commanders												PRACTICE SQUAD												L	6-21		
09/14	at Cowboys												PRACTICE SQUAD												L	37-40+		
09/21	Chiefs												PRACTICE SQUAD												L	9-22		
09/28	Chargers												PRACTICE SQUAD												W	21-18		
10/05	at Saints												PRACTICE SQUAD												L	14-26		
10/09	Eagles												PRACTICE SQUAD												W	34-17		
10/19	at Broncos												PRACTICE SQUAD												L	32-33		
10/26	at Eagles												PRACTICE SQUAD												L	20-38		
2025 TOTALS			0	0	0	0.0	0.0	0	0	0	0	0	0	0	0	0	0	0	0	0	0	0	0	0	0	0	2-6	
+ - Overtime																												





# CHRIS MANHERTZ

## TE #85

HEIGHT: 6-6  
WEIGHT: 235 lbs  
COLLEGE: CANISIUS  
HOW ACQUIRED: FA-'24  
NFL EXP.: 10 YEARS  
GIANTS EXP.: 2 YEARS



### CAREER HIGHLIGHTS

- Has played in 145 regular-season games with 66 starts for New Orleans, Carolina, Jacksonville, Denver, and the Giants, and in two postseason games with one start for the Jaguars...Totals include 30 receptions for 308 yards and 3 touchdowns, including a 51-yarder.
- Did not play college football...Was a 4-year basketball player (2010-14) at Canisius College, where he finished ranked 4th in school history with 789 rebounds and led the team in rebounding in 3 consecutive seasons...Transitioned to football after leaving Canisius and earned a tryout with Buffalo, signing with the team after the 2014 season.
- In his first season with the Giants in 2024, played all 17 games with 11 starts...Caught 3 passes for 30 yards and one touchdown...Played 342 snaps on offense and 165 on special teams.
- In his only season in Denver in 2023, played in 16 games with two starts...Caught 2 passes for 16 yards...Played 367 snaps on offense and 86 on special teams.
- In 2022 with Jacksonville, played in all 17 games with 11 yards and had a career high-tying 6 receptions for the third consecutive season, for 42 yards...Participated in 427 snaps on offense and 155 on special teams plays...Played in both of the Jaguars' postseason games with one start.
- In 2021, played in all 17 games with 10 starts...Recorded a career-high 71 receiving yards on 6 catches (11.8-yard avg.) with 1 touchdown in his first season with Jacksonville.
- In his final season in Carolina in 2020, played in 16 games with a career-high 12 starts...Set a career-high with 6 receptions, for 52 yards.
- In 2019, played in 15 games with six starts, primarily as a blocking tight end...Caught 1 pass for 11 yards.
- In 2018, Manhertz played in all 16 games with four starts...Caught 2 passes for 52 yards, including a career-long 50-yarder for a touchdown.
- In 2017, played in all 16 games with four starts, finishing with 2 catches for 17 yards.
- In his debut season in 2016, spent time with both New Orleans (four weeks) and Carolina (10 weeks), totaling seven games with two starts...Caught one pass for 10 yards and appeared in 55 offensive snaps and 68 special-teams snaps.

### COLLEGE

- Did not play football at Canisius College, where he was a 4-year basketball player (2010-14)...Played in 116 games with 94 starts

and averaged 6.5 points and 6.8 rebounds per game...Finished 4th in school history with 789 rebounds...Led the team in rebounding in three consecutive seasons)...Transitioned to football after leaving Canisius.

### OFF-THE-FIELD ACTIVITY

- Attended the United Way of New York City's Gridiron Gala event at Glasshouses in NYC, which raised more than \$2 million for UWNYP programming... Attended the Bronx Community Foundation's Inaugural Gala and Assets Awards. Manhertz is a Bronx Native and supports the Bronx Community Foundation's work to provide all residence with resources through community, equity and justice, economic security and health... Attended the kickoff event for the new Bronx Giants program, an expansion of the Far Rockaway and Harlem Giants programs that work to improve police-community relations through flag football while providing tutoring and mentorship... After the team practice in Germany prior to the Sunday game, met with the 120 students that participated in the NFL Flag clinic... Met with members from the Wounded Warriors Project during their visit to the Quest Diagnostics Training Center to watch practice and enjoy a day with the Giants.

### PERSONAL

- Health and wellness major...Four-year letterman in basketball at Cardinal Spellman High School in The Bronx...Became the fourth male player in school history to score 1,000 points.
- Son of John and Durline Manhertz...Has 3 brothers, Jason, John and Omari...Born in The Bronx.

### MAIN TRANSACTION

- Originally signed by the Buffalo Bills on 12/30/14.
- Waived by Buffalo on 8/19/15.
- Signed by the New Orleans Saints on 8/24/15.
- Waived by New Orleans on 9/5/15 and signed to the Saints' practice squad on 9/7/15.
- Signed to a reserve/futures contract by New Orleans on 1/5/16
- Waived by New Orleans on 10/15/16 and awarded off waivers to the Carolina Panthers on 10/17/16.
- Signed as a free agent by the Jacksonville Jaguars on 3/17/21.
- Signed as a free agent by the Denver Broncos on 3/15/23.
- Released by Denver on 3/8/24.
- Signed as a free agent by the Giants on 3/15/24.
- Re-signed with the Giants on 3/9/25.

CHRIS MANHERTZ'S NFL REGULAR SEASON RUSHING/RECEIVING STATISTICS													
DATE	TEAM	GP	GS	RECEIVING					RUSHING				
				NO.	YDS.	AVG.	LG	TD	NO.	YDS.	AVG.	LG	TD
2016	Saints	3	2	0	0	0.0	0	0	0	0	0.0	0	0
Went from New Orleans to Carolina.													
2016	Panthers	4	0	1	10	10.0	10	0	0	0	0.0	0	0
2016	TOTAL	7	2	1	10	10.0	10	0	0	0	0.0	0	0
2017	Panthers	16	4	2	17	8.5	11	0	0	0	0.0	0	0
2018	Panthers	16	4	2	52	26.0	50t	1	0	0	0.0	0	0
2019	Panthers	15	6	1	11	11.0	11	0	0	0	0.0	0	0
2020	Panthers	16	12	6	52	8.7	17	0	0	0	0.0	0	0
2021	Jaguars	17	10	6	71	11.8	22t	1	0	0	0.0	0	0
2022	Jaguars	17	11	6	42	7.0	21	0	0	0	0.0	0	0
2023	Broncos	16	4	2	16	8.0	10	0	0	0	0.0	0	0
2024	Giants	17	11	3	30	10.0	16	1	0	0	0.0	0	0
2025	Giants	8	2	1	7	7.0	7	0	0	0	0.0	0	0
NFL TOTALS		145	66	30	308	10.3	50T	3	0	0	0.0	0	0

CHRIS MANHERTZ'S NFL POSTSEASON RUSHING/RECEIVING STATISTICS													
DATE	TEAM	GP	GS	RECEIVING					RUSHING				
				NO.	YDS.	AVG.	LG	TD	NO.	YDS.	AVG.	LG	TD
2017	Panthers	0	0	0	0	0.0	0	0	0	0	0.0	0	0
2022	Jaguars	2	1	0	0	0.0	0	0	0	0	0.0	0	0
NFL TOTALS		2	1	0	0	0.0	0	0	0	0	0.0	0	0

SINGLE-GAME HIGHS: RUSHING/RECEIVING

Receptions	2 vs. Houston Texans, Oct 09, 2022	Kickoff Return Yards	1 vs. New England Patriots, Dec 24, 2023
Receiving Yards	50 vs. New Orleans Saints, Dec 17, 2018	Longest Kickoff Return	1 vs. New England Patriots, Dec 24, 2023
Longest Receptions	50t vs. New Orleans Saints, Dec 17, 2018	Special Teams Tackles	1 at Washington Commanders, Sep 15, 2024
Receiving TDs	1 at Houston Texans, Sep 12, 2021	Most TDs	1 vs. Washington Commanders, Nov 03, 2024
	...1 more at 1.		...2 more at 1.
All-Purpose Yards	50 vs. New Orleans Saints, Dec 17, 2018	Miscellaneous Tackles	1 at Houston Texans, Dec 03, 2023
Kickoff Returns	1 vs. New England Patriots, Dec 24, 2023	Scrimmage Yards	50 vs. New Orleans Saints, Dec 17, 2018

SINGLE-GAME HIGHS - POSTSEASON: RUSHING/RECEIVING

All-Purpose Yards	6 vs. Los Angeles Chargers, Jan 14, 2023	Kickoff Return Yards	6 vs. Los Angeles Chargers, Jan 14, 2023
Kickoff Returns	1 vs. Los Angeles Chargers, Jan 14, 2023	Longest Kickoff Return	6 vs. Los Angeles Chargers, Jan 14, 2023

2025 GAME-BY-GAME REGULAR-SEASON STATISTICS (GIANTS)

DATE	OPPONENT	P/S	RECEIVING					RUSHING					W/L	SCORE
			NO.	YDS.	AVG.	LG	TD	NO.	YDS.	AVG.	LG	TD		
09/07	at Commanders	S	0	0	0.0	0	0	0	0	0.0	0	0	L	6-21
09/14	at Cowboys	P	0	0	0.0	0	0	0	0	0.0	0	0	L	37-40+
09/21	Chiefs	S	1	7	7.0	7	0	0	0	0.0	0	0	L	9-22
09/28	Chargers	P	0	0	0.0	0	0	0	0	0.0	0	0	W	21-18
10/05	at Saints	P	0	0	0.0	0	0	0	0	0.0	0	0	L	14-26
10/09	Eagles	P	0	0	0.0	0	0	0	0	0.0	0	0	W	34-17
10/19	at Broncos	P	0	0	0.0	0	0	0	0	0.0	0	0	L	32-33
10/26	at Eagles	P	0	0	0.0	0	0	0	0	0.0	0	0	L	20-38
2025 TOTALS		8-2	1	7	7.0	7	0	0	0	0.0	0	0	2-6	

+ - Overtime

GIANTS  
SINCE 1960  
BIG BLUE  
GREEN



MARCUS MBOW  
OL #71

(BO)

HEIGHT: 6-5  
WEIGHT: 300 lbs  
COLLEGE: PURDUE  
HOW ACQUIRED: D5-'25  
NFL EXP.: R  
GIANTS EXP.: R



CAREER HIGHLIGHTS

- Has played in five games with the Giants...Played a total of 92 snaps on offense and 1 on special teams.
- Made his career debut at Washington in Week 1 (9/7/25)...Played in 2 snaps on offense.

COLLEGE

- Made 32 starts across 35 games at Purdue...Saw significant time at both right tackle and right guard, making numerous starts at each spot...Earned All-Big Ten honorable mention in 2022, 2023 and 2024.
- As a junior in 2024, started all 12 games at right tackle...Allowed 1.0 sack in Big Ten play (nine games, 306 pass blocking snaps).
- In 2023, started six games at right guard before suffering a leg injury that sidelined him for the rest of the season.
- Started all 14 games at right guard in 2022.

- Enrolled at Purdue in 2021 and made four appearances on the offensive line before being redshirted.

PERSONAL

- Son of Elizabeth and Demba Mbow...Has four siblings...His father grew up in Senegal before coming to the United States, where he played basketball at Beloit College from 1998 to 2001.
- Was a three-star recruit coming out of Wauwatosa East High School, which is located just east of Milwaukee...Grew up playing basketball and didn't start playing football until middle school...Played

MAIN TRANSACTIONS

- Originally a 5th-round (154th overall) draft choice by the Giants in 2025.

MARCUS MBOW'S NFL REGULAR SEASON STATISTICS

DATE	TEAM	GP	GS
2025	Giants	5	0
NFL TOTALS		5	0

2025 GAME-BY-GAME REGULAR-SEASON STATISTICS (GIANTS)

DATE	OPPONENT	P/S		W/L	SCORE
09/07	at Commanders	P		L	6-21
09/14	at Cowboys	P		L	37-40+
09/21	Chiefs	P		L	9-22
09/28	Chargers		DID NOT PLAY (NON-INJURY)	W	21-18
10/05	at Saints		DID NOT PLAY (NON-INJURY)	L	14-26
10/09	Eagles	P		W	34-17
10/19	at Broncos		DID NOT PLAY (NON-INJURY)	L	32-33
10/26	at Eagles	P		L	20-38
2025 TOTALS		5-0		2-6	

+ - Overtime



# K #99

(mick-uh-TOM-nay)

HEIGHT: 6-2  
WEIGHT: 205 lbs  
COLLEGE: RUTGERS  
HOW ACQUIRED: FA-'25  
NFL EXP.: 1 YEAR  
GIANTS EXP.: 1 YEAR



- At Denver in Week 7, went 2-for-4 on extra point attempts.
- Against the Eagles in Week 6, made 4-of-5 extra point attempts.
- In Week 5 at New Orleans, made his second appearance this season, making 2-of-2 extra point attempts.
- Made his season debut in Week 4 vs. the Los Angeles Chargers...Perfectly executed all kicking duties...Finished 2-of-2 on field goal attempts with a long of 31 and 1-of-1 on extra point attempts.

- As a rookie in 2024, played in one game...Became the first International Player Pathway (IPP) program athlete to be elevated to the active roster in 2024...Made his NFL debut vs. Washington (11/3) and converted on his only extra point attempt and a 31-yard field goal try...Became the first Giants' undrafted rookie free agent to make at least one extra point and one field goal in a game since Bjorn Nittmo vs. the Los Angeles Raiders (12/24/89)...He is also the first Irish born player to score in an NFL game in 39 years (Neil O'Donoghue, 10/27/85, St. Louis Cardinals vs. Houston Oilers)...Spent the remainder of the season on the practice squad.

- Native of Ireland and former Gaelic football player spent the 2021 season at Chowan University in North Carolina and the 2022-23 seasons at Rutgers.
- In 2023, set a Rutgers school record with 40 touchbacks on 60 attempts...Had no kicks out-of-bounds...Academic All-Big Ten.
- In 2022, played in all 12 games and made 12-of-18 field goal attempts, including 5 of at least 40 yards with a long of 49, twice...Successful on 23 of 24 extra point tries...Led the team with

- In 2021, served as the primary placekicker and kickoff specialist at Chowan...Made 6 of 10 field goal attempts, with a long of 47 yards, all 47 of his extra point tries...Tallied 10 touchbacks on 60 kickoffs...Also punted twice.

- Visited the Human Society of Teterboro to drop off supplies and visit animals at the shelter... Joined Project Kind, an organization to support those experiencing homelessness, to host an event with 125 people from the organization for a day of haircuts, spa treatments and lunch at MetLife stadium... Participated in Jingle Jam, where he helped spread holiday joy to more than 500 New Jersey foster children, spending time with them and assisting with the gift distribution... After the team practice in Germany prior to the Sunday game, met with the 120 students that participated in the NFL Flag clinic... Met with members from the Wounded Warriors Project during their visit to the Quest Diagnostics Training Center to watch practice and enjoy a day with the Giants.

- Native of Derry, Ireland...Played Gaelic football and competed as a free taker for Derry U20s of the Gaelic Athletic Association...Helped the Oak Leaf County to the Ulster title in 2018.
- Labor and employment relations major at Rutgers.

- Originally signed as a rookie free agent by the Giants on 5/10/24 through the NFL's International Player Pathway Program.
- Signed with the Giants on 1/6/25.

DATE	TEAM	GP	FGM	FGA	PCT.	LG	XP	XPA	PCT.	BLK	PTS
2024	Giants	1	1	1	100.0	31	1	1	100.0	0	4
2025	Giants	4	2	2	100.0	31	9	12	75.0	0	15
NFL TOTALS		5	3	3	100.0	31	10	13	76.9	0	19

DATE	TEAM	1-19	PCT.	20-29	PCT.	30-39	PCT.	40-49	PCT.	50+	PCT.
2024	Giants	0-0	0.0	0-0	0.0	1-1	100.0	0-0	0.0	0-0	0.0
2025	Giants	0-0	0.0	1-1	100.0	1-1	100.0	0-0	0.0	0-0	0.0
NFL TOTALS		0-0	0.0	1-1	100.0	2-2	100.0	0-0	0.0	0-0	0.0

SINGLE-GAME HIGHS: KICKER


Field Goals Made	2 vs. Los Angeles Chargers, Sep 28, 2025	PAT Attempts	5 vs. Philadelphia Eagles, Oct 09, 2025
Field Goal Attempts	1 vs. Washington Commanders, Nov 03, 2024	Points	7 vs. Los Angeles Chargers, Sep 28, 2025
Longest Field Goals Made	31 vs. Los Angeles Chargers, Sep 28, 2025 ...1 more at 31.	Kickoff Average	65.0 vs. Washington Commanders, Nov 03, 2024
PATs Made	4 vs. Philadelphia Eagles, Oct 09, 2025	Touchbacks	4 vs. Washington Commanders, Nov 03, 2024

2025 GAME-BY-GAME REGULAR-SEASON STATISTICS (GIANTS)

DATE	OPPONENT		FIELD GOALS			LG	EXTRA POINTS				PTS	W/L	SCORE
			FGM	FGA	PCT		XP	XPA	PCT	BLK			
09/07	at Commanders						PRACTICE SQUAD					L	6-21
09/14	at Cowboys						PRACTICE SQUAD					L	37-40+
09/21	Chiefs						PRACTICE SQUAD					L	9-22
09/28	Chargers	P	2	2	100.0	31	1	1	100.0	0	7	W	21-18
10/05	at Saints	P	0	0	0.0	0	2	2	100.0	0	2	L	14-26
10/09	Eagles	P	0	0	0.0	0	4	5	80.0	0	4	W	34-17
10/19	at Broncos	P	0	0	0.0	0	2	4	50.0	0	2	L	32-33
10/26	at Eagles						PRACTICE SQUAD					L	20-38
2025 TOTALS			4	2	2	100.0	31	9	12	75.0	0	15	2-6

+ - Overtime





RAY-RAY MCCLOUD III  
WR #39

HEIGHT: 5-9  
WEIGHT: 185 lbs  
COLLEGE: CLEMSON  
HOW ACQUIRED: FA-'25  
NFL EXP.: 8 YEARS  
GIANTS EXP.: 1 YEAR



RAY-RAY MCCLOUD III'S NFL REGULAR SEASON RUSHING/RECEIVING STATISTICS

DATE	TEAM	GP	GS	RECEIVING					RUSHING				
				NO.	YDS.	AVG.	LG	TD	NO.	YDS.	AVG.	LG	TD
2018	Bills	10	1	5	36	7.2	16	0	2	4	2.0	7	0
2019	Panthers	6	0	0	0	0.0	0	0	0	0	0.0	0	0
2020	Steelers	16	2	20	77	3.9	13	0	4	65	16.3	58	0
2021	Steelers	16	5	39	277	7.1	24	0	2	15	7.5	10	0
2022	49ers	17	2	14	243	17.4	42	1	4	78	19.5	71+	1
2023	49ers	12	1	12	135	11.3	41	0	3	30	10.0	15	0
2024	Falcons	17	13	62	686	11.1	60	1	10	79	7.9	20	0
2025	Falcons	4	1	6	64	10.7	24	0	0	0	0.0	0	0
NFL TOTALS		98	25	158	1,518	9.6	60	2	25	271	10.8	71T	1

RAY-RAY MCCLOUD III'S NFL POSTSEASON RUSHING/RECEIVING STATISTICS

DATE	TEAM	GP	GS	RECEIVING					RUSHING				
				NO.	YDS.	AVG.	LG	TD	NO.	YDS.	AVG.	LG	TD
2021	Steelers	1	0	2	20	10.0	12	0	0	0	0.0	0	0
2022	49ers	3	0	0	0	0.0	0	0	0	0	0.0	0	0
2023	49ers	3	0	2	26	13.0	19	0	0	0	0.0	0	0
NFL TOTALS		7	0	4	46	11.5	19	0	0	0	0.0	0	0

RAY-RAY MCCLOUD III'S NFL REGULAR SEASON RETURN STATISTICS

KICKOFF RETURNS							PUNT RETURNS					
DATE	TEAM	RET.	YDS.	AVG.	LG	TD	NO.	FC	YDS.	AVG.	LG	TD
2018	Bills	1	18	18.0	18	0	4	2	20	5.0	13	0
2019	Panthers	8	174	21.8	31	0	10	7	82	8.2	39	0
2020	Steelers	28	646	23.1	49	0	29	19	298	10.3	57	0
2021	Steelers	35	776	22.2	40	0	38	12	367	9.7	23	0
2022	49ers	26	599	23.0	39	0	33	21	356	10.8	35	0
2023	49ers	10	225	22.5	34	0	24	9	203	8.5	19	0
2024	Falcons	14	361	25.8	33	0	0	0	0	0.0	0	0
2025	Falcons	4	91	22.8	30	0	2	2	0	0.0	0	0
NFL TOTALS		126	2,890	22.9	49	0	140	72	1,326	9.5	57	0

RAY-RAY MCCLOUD III'S NFL POSTSEASON RETURN STATISTICS

KICKOFF RETURNS							PUNT RETURNS					
DATE	TEAM	RET.	YDS.	AVG.	LG	TD	NO.	FC	YDS.	AVG.	LG	TD
2021	Steelers	3	66	22.0	29	0	2	2	13	6.5	8	0
2022	49ers	2	95	47.5	53	0	5	5	50	10.0	16	0
2023	49ers	2	51	25.5	28	0	1	5	0	0.0	0	0
NFL TOTALS		7	212	30.3	53	0	8	12	63	7.9	16	0

SINGLE-GAME HIGHS: RUSHING/RECEIVING

**Rush Attempts** 3 vs. Tampa Bay Buccaneers, Dec 11, 2022  
**Rushing Yards** 71 vs. Washington Commanders, Dec 24, 2022  
**Longest Runs** 71† vs. Washington Commanders, Dec 24, 2022  
**Rushing TDs** 1 vs. Washington Commanders, Dec 24, 2022  
**Receptions** 9 vs. Detroit Lions, Nov 14, 2021  
**Receiving Yards** 98 at Minnesota Vikings, Dec 08, 2024  
**Receiving Average** 23.8 vs. Los Angeles Chargers, Dec 01, 2024  
**Longest Receptions** 60 vs. Los Angeles Chargers, Dec 01, 2024  
**Receiving TDs** 1 vs. Dallas Cowboys, Nov 03, 2024  
...1 more at 1.  
**All-Purpose Yards** 152 vs. Detroit Lions, Nov 14, 2021  
**Kickoff Returns** 4 vs. Kansas City Chiefs, Oct 23, 2022  
...2 more at 4.

**Kickoff Return Yards** 99 at Green Bay Packers, Oct 03, 2021  
**Longest Kickoff Return** 49 vs. Denver Broncos, Sep 20, 2020  
**Fair Catches** 3 vs. New York Giants, Sep 21, 2023  
...6 more at 3.  
**Punt Return Yards** 83 at Tennessee Titans, Oct 25, 2020  
**Longest Punt Return** 57 at Tennessee Titans, Oct 25, 2020  
**Punt Returns** 6 vs. Detroit Lions, Nov 14, 2021  
**Punt Return Average** 27.7 at Tennessee Titans, Oct 25, 2020  
**Kickoff Return Average** 33.0 at Green Bay Packers, Oct 03, 2021  
**Most TDs** 1 vs. Dallas Cowboys, Nov 03, 2024  
...2 more at 1.  
**Miscellaneous Tackles** 1 at Minnesota Vikings, Oct 23, 2023  
...2 more at 1.  
**Scrimmage Yards** 101 at Minnesota Vikings, Dec 08, 2024

SINGLE-GAME HIGHS - POSTSEASON: RUSHING/RECEIVING

**Receptions** 2 at Kansas City Chiefs, Jan 16, 2022  
**Receiving Yards** 20 at Kansas City Chiefs, Jan 16, 2022  
**Longest Receptions** 19 at Kansas City Chiefs, Feb 11, 2024  
**All-Purpose Yards** 99 at Kansas City Chiefs, Jan 16, 2022  
**Kickoff Returns** 3 at Kansas City Chiefs, Jan 16, 2022  
**Kickoff Return Yards** 66 at Kansas City Chiefs, Jan 16, 2022  
**Longest Kickoff Return** 53 vs. Dallas Cowboys, Jan 22, 2023

**Fair Catches** 3 at Kansas City Chiefs, Feb 11, 2024  
...1 more at 3.  
**Punt Return Yards** 17 at Philadelphia Eagles, Jan 29, 2023  
...1 more at 17.  
**Longest Punt Return** 16 vs. Seattle Seahawks, Jan 14, 2023  
**Punt Returns** 2 at Philadelphia Eagles, Jan 29, 2023  
...2 more at 2.  
**Kickoff Return Average** 22.0 at Kansas City Chiefs, Jan 16, 2022  
**Scrimmage Yards** 20 at Kansas City Chiefs, Jan 16, 2022

2025 GAME-BY-GAME REGULAR-SEASON STATISTICS (FALCONS)

DATE	OPPONENT	P/S	RECEIVING					RUSHING					W/L	SCORE
			NO.	YDS.	AVG.	LG	TD	NO.	YDS.	AVG.	LG	TD		
09/07	Buccaneers	P	3	51	17.0	24	0	0	0	0.0	0	0	L	20-23
09/14	at Vikings	P	0	0	0.0	0	0	0	0	0.0	0	0	W	22-6
09/21	at Panthers	S	2	20	10.0	12	0	0	0	0.0	0	0	L	0-30
09/28	Commanders	P	1	-7	-7.0	-7	0	0	0	0.0	0	0	W	34-27
10/13	Bills							ON INACTIVE LIST					W	24-14
10/19	at 49ers							ON INACTIVE LIST					L	10-20
2025 TOTALS		4-1	6	64	10.7	24	0	0	0	0.0	0	0	3-3	

2023 GAME-BY-GAME POSTSEASON STATISTICS (49ERS)

DATE	OPPONENT	P/S	RECEIVING					RUSHING					W/L	SCORE
			NO.	YDS.	AVG.	LG	TD	NO.	YDS.	AVG.	LG	TD		
01/20	Packers	P	1	7	7.0	7	0	0	0	0.0	0	0	W	24-21
01/28	Lions	P	0	0	0.0	0	0	0	0	0.0	0	0	W	34-31
02/11	at Chiefs	P	1	19	19.0	19	0	0	0	0.0	0	0	L	22-25+
2023 TOTALS		3-0	2	26	13.0	19	0	0	0	0.0	0	0	2-1	

+ - Overtime



DANTE MILLER  
RB #25

HEIGHT: 5-9  
WEIGHT: 200 lbs  
COLLEGE: SOUTH CAROLINA  
HOW ACQUIRED: UDFA-'24  
NFL EXP.: 1 YEAR  
GIANTS EXP.: 1 YEAR



CAREER HIGHLIGHTS

- As a rookie in 2024, spent the majority of the season on the practice squad...Elevated to the active roster and played one snap in his NFL debut at Seattle (10/6/24)...Played seven special teams snaps the following week vs. Cincinnati (10/13/24).

COLLEGE

- Played three seasons at Columbia (2018-21; the Ivy League did not play in 2020) and the 2022 season at South Carolina...Had hoped to play for the Gamecocks in 2023 but was ruled ineligible by the NCAA after the deadline to declare for the 2023 NFL Draft...Became a free agent that was not included in the 2024 draft class.
- In 2022 at South Carolina, played in each of the first six games...Rushed 6 times for 38 yards.
- At Columbia, played in 26 games with seven starts...Rushed for 1,281 yards and 6 touchdowns on 258 carries (4.9-yard avg.)...Added 20 receptions for 73 yards.
- In 2021, named first-team All-Ivy League by Phil Steele...Played in 10 games with four starts and ranked 2nd in the league in rushing yards (814), 3rd in yards-per-carry (5.61), and 4th in all-purpose yardage per game (92.2)...Scored 4 touchdowns...Rushed for a career-high 187 yards vs. Penn.
- In 2019, played in all 10 games with two starts...Had 52 carries for 150 yards and 1 touchdown.
- As a freshman in 2018, played in six games with one start...Suffered a season-ending injury during Columbia's sixth game vs. Dartmouth...Rushed for 317 yards and 1 touchdown on 61 carries...2-time Ivy League Rookie of the Week selection.

OFF-THE-FIELD ACTIVITY

- Attended the United Way of New York City's Gridiron Gala event at Glasshouses in NYC, which raised more than \$2 million for UWNYC programming... Joined the Hillside High School football team to organize and sort donation items at the Community Food Bank of New Jersey.... Attended the annual Heart of A Giant Clinic with Hospital for Special Surgery and USA Football at the Quest Diagnostic Training Center to join high school football coaches and athletes for a day filled with sessions on mental

health, functional movement screenings and exercises, and the dangers of steroids and supplements... Attended the Cardinal Hayes High School Football Team State Championship ring ceremony to speak to the team and celebrate their accomplishments. Miller is a Columbia University Alumni and played on the same field that Cardinal Hayes won their first-ever State Championship... Partnered with the American Heart Association to encourage students to be active for 60 minutes a day while creating healthy habits and presented the school with a \$1,500 equipment grant at Hoover Elementary School in Bergenfield, NJ... Surprised the Nutley High School Raiders Football team with a \$10,000 equipment grant after their practice... Participated in Jingle Jam, where he helped spread holiday joy to more than 500 New Jersey foster children, spending time with them and assisting with the gift distribution... Represented YCS during Week 13 of the NFL season for My Cause My Cleats... After the team practice in Germany prior to the Sunday game, met with the 120 students that participated in the NFL Flag clinic... Met with members from the Wounded Warriors Project during their visit to the Quest Diagnostics Training Center to watch practice and enjoy a day with the Giants.

PERSONAL

- Graduated from Richmond High School in Rockingham, N.C...Played four years of varsity football and was a two-time all-conference selection...Named team captain as a senior...Played running back, wide receiver and defensive back...Career totals included 1,703 yards and 25 touchdowns on 217 carries and 20 receptions for 217 yards and 3 touchdowns.
- As a senior, rushed for 1,327 yards and 19 touchdowns on 158 carries and led the Raiders to a 7-5 record...Earned Richmond County Athlete of the Week honors...Selected to compete in the Carolina's Shrine Bowl game.
- Also competed in basketball, swimming and track and field...Personal-best in the 100-meter dash was a 10.2.
- Member of the National Honor Society and National Beta Club...Earned a degree in Sociology.

MAIN TRANSACTIONS

- Originally signed by the Giants as a rookie free agent on 5/5/24.

DANTE MILLER'S NFL REGULAR SEASON RUSHING/RECEIVING STATISTICS

DATE	TEAM	GP	GS	RUSHING					RECEIVING				
				NO.	YDS.	AVG.	LG	TD	NO.	YDS.	AVG.	LG	TD
2024	Giants	2	0	0	0	0.0	0	0	0	0	0.0	0	0
2025	Giants	0	0	0	0	0.0	0	0	0	0	0.0	0	0
NFL TOTALS		2	0	0	0	0.0	0	0	0	0	0.0	0	0

DANTE MILLER'S NFL REGULAR SEASON RETURN STATISTICS												
DATE	TEAM	KICKOFF RETURNS					PUNT RETURNS					
		RET.	YDS.	AVG.	LG	TD	NO.	FC	YDS.	AVG.	LG	TD
2024	Giants	0	0	0.0	0	0	0	0	0	0.0	0	0
2025	Giants	0	0	0.0	0	0	0	0	0	0.0	0	0
NFL TOTALS		0	0	0.0	0	0	0	0	0	0.0	0	0

2025 GAME-BY-GAME REGULAR-SEASON STATISTICS (GIANTS)														
DATE	OPPONENT	P/S	RUSHING					RECEIVING					W/L	SCORE
			NO.	YDS.	AVG.	LG	TD	NO.	YDS.	AVG.	LG	TD		
09/07	at Commanders							PRACTICE SQUAD					L	6-21
09/14	at Cowboys							PRACTICE SQUAD					L	37-40+
09/21	Chiefs							PRACTICE SQUAD					L	9-22
09/28	Chargers							PRACTICE SQUAD					W	21-18
10/05	at Saints							PRACTICE SQUAD					L	14-26
10/09	Eagles							PRACTICE SQUAD					W	34-17
10/19	at Broncos							PRACTICE SQUAD					L	32-33
10/26	at Eagles							PRACTICE SQUAD					L	20-38
2025 TOTALS		0-0	0	0	0.0	0	0	0	0	0.0	0	0	2-6	

+ - Overtime



DARIUS MUASAU

ILB #53

(MOO-uh-sow (like cow))

HEIGHT: 6-0  
WEIGHT: 234 lbs  
COLLEGE: UCLA  
HOW ACQUIRED: D6-'24  
NFL EXP.: 2 YEARS  
GIANTS EXP.: 2 YEARS



CAREER HIGHLIGHTS

- Over the course of his career, has played in 22 games (13 starts) and totaled 81 tackles, 5 tackles for loss, 2 quarterback hits, 1.0 sack, 1 interception and 1 pass defended...Also tallied 2 tackles on special teams.
- As a rookie in 2024, played in 15 games with seven starts...Totaled 54 tackles, 3 tackles for loss, 1 quarterback hit, 1 pass defended and 1 interception.
- Started in his NFL debut vs. Minnesota (9/8) and had 6 tackles, 1 tackle for loss, 1 pass defended and 1 interception...Became the first Giant with an interception in his NFL debut since defensive end Niko Lalos at Cincinnati on 11/29/20.

COLLEGE

- Played three seasons at the University of Hawai'i and two at UCLA...Played in 63 games with 51 starts, including 37 games with 25 starts at Hawai'i and starts in all 26 games at UCLA...Totaled 440 career tackles, 40.0 stops for loss, 16.5 sacks and 5 interceptions...In each of his two seasons in Westwood, Muasau led the Bruins in tackles and was named second-team All-Pac 12.
- In 2023, started all 13 games for the Bruins and tallied a team-high 75 tackles (43 solo), 10.5 stops for loss, 4.0 sacks, a career-high 6 passes defended, and 1 interception...Named second-team All-Pac 12 by the league's coaches.
- In 2022, started all 13 games at inside linebacker...Named second-team All-Pac-12 by the league coaches...Led the team with 91 tackles.
- In 2021, played in 13 games with 12 starts in his final season at Hawai'i...Named first-team All-Mountain West first team...Led team in tackles, tackles for loss, sacks, and forced fumbles...Team captain...Totaled a team and career-high 109, including 14.0 tackles for loss and 7.0 sacks...Tied for 2nd nationally with 5 forced fumbles.
- In 2020, started all nine games in a pandemic-shortened season...Named first-team All-Mountain West first team...Led team in tackles (104) tackles for loss (9.5), and sacks (4.5)...One of five finalists for the Polynesian College Football Player of the Year award.
- In his debut season in 2019, played in all 15 games with four starts...Named the team's Dick Tomey Special Teams MVP...Finished 3rd on the team with 61 tackles...Had 3.0 tackles

for loss and recovered 2 fumbles...Received All-Mountain West All-Academic honors.

OFF-THE-FIELD ACTIVITY

- Continued the annual rookie Thanksgiving tradition at Eva's Village to prepare and serve lunch for the community members of Eva's Village in Paterson, N.J.... Joined a zoom call with his alma mater Mililani High School to surprise the football team with a \$10,000 contribution from the NFL Foundation and Nike to support the tackle and flag football programs... After the team practice in Germany prior to the Sunday game, met with the 120 students that participated in the NFL Flag clinic... Met with members from the Wounded Warriors Project during their visit to the Quest Diagnostics Training Center to watch practice and enjoy a day with the Giants... Joined Project Kind, an organization to support those experiencing homelessness, to host an event with 125 people from the organization for a day of haircuts, spa treatments and lunch at MetLife stadium... Hosted the boys from the Far Rockaway and Harlem Giants that were graduating middle school for a day at the training facility filled with character building activities, lunch in the team cafeteria and different games in the field house... To celebrate Halloween, dressed in costume to visit patients and distribute giftbags at Hackensack University Medical Center's Joseph M. Sanzari Children's Hospital.

PERSONAL

- Sociology major... Born in San Diego, CA...Has 5 brothers...Parents are Matthew and Felisa Muasau of 'Ewa Beach, Oahu.
- A 2019 graduate of Mililani High School on Oahu...As a senior, named first-team all-state and 2018 Defensive Player of the Year...Finished with 87 tackles, 38.5 tackles for loss and 2 interceptions...Also played running back...Helped Mililani to a 10-3 record and runner-up finish for the Open Division title...Selected to play in the 2019 Polynesian Bowl.
- Earned all-state mention as a junior...Part of Trojan squad that captured the 2016 Division I state.

MAIN TRANSACTIONS

- Originally a 6th-round (183rd pick overall) draft choice by the Giants in 2024.

DARIUS MUASAU'S NFL REGULAR SEASON DEFENSIVE STATISTICS

DATE	TEAM	GP	GS	TACKLES					INTERCEPTIONS					O. FUMB					ST					MISC			
				TK	S	A	TFL	YDS	SK	YDS	QBH	NO	YDS	LG	TD	PD	FF	FR	TD	YDS	TK	S	A	FF	FR	S	A
2024	Giants	15	7	54	26	28	3	5	0.0	0.0	1	1	1	1	0	1	0	0	0	0	1	0	1	0	0	0	0
2025	Giants	7	6	27	15	12	2	6	1.0	0.0	1	0	0	0	0	0	0	0	0	0	1	0	1	0	0	0	0
NFL TOTALS		22	13	81	41	40	5	11	1.0	0.0	2	1	1	1	0	1	0	0	0	0	2	0	2	0	0	0	0



SINGLE-GAME HIGHS: DEFENSIVE

Total Tackles	11 at Atlanta Falcons, Dec 22, 2024	Tackles For Loss	1 vs. Los Angeles Chargers, Sep 28, 2025
Solo Tackles	7 vs. New Orleans Saints, Dec 08, 2024		...3 more at 1.
Passes Defensed	1 vs. Minnesota Vikings, Sep 08, 2024	Interceptions	1 vs. Minnesota Vikings, Sep 08, 2024
		Special Teams Tackles	1 vs. Philadelphia Eagles, Oct 09, 2025
			...1 more at 1.

2025 GAME-BY-GAME REGULAR-SEASON STATISTICS (GIANTS)

			TACKLES								INTERCEPTIONS					O. FUMB				ST				MISC					
DATE	OPPONENT	P/S	TK	S	A	SK	YDS	TFL	YDS	QBH	NO	YDS	LG	TD	PD	FF	FR	TD	YDS	TK	S	A	FF	FR	S	A	W/L	SCORE	
09/07	at Commanders	P	2	1	1	0.0	0.0	0	0	0	0	0	0	0	0	0	0	0	0	0	0	0	0	0	0	0	L	6-21	
09/14	at Cowboys	S	1	1	0	0.0	0.0	0	0	0	0	0	0	0	0	0	0	0	0	0	0	0	0	0	0	0	L	37-40+	
09/21	Chiefs		ON INACTIVE LIST																									L	9-22
09/28	Chargers	S	6	2	4	0.0	0.0	1	4	0	0	0	0	0	0	0	0	0	0	0	0	0	0	0	0	0	W	21-18	
10/05	at Saints	S	9	6	3	0.0	0.0	1	2	0	0	0	0	0	0	0	0	0	0	0	0	0	0	0	0	0	L	14-26	
10/09	Eagles	S	1	1	0	1.0	0.0	0	0	1	0	0	0	0	0	0	0	0	0	1	0	1	0	0	0	0	W	34-17	
10/19	at Broncos	S	6	3	3	0.0	0.0	0	0	0	0	0	0	0	0	0	0	0	0	0	0	0	0	0	0	0	L	32-33	
10/26	at Eagles	S	2	1	1	0.0	0.0	0	0	0	0	0	0	0	0	0	0	0	0	0	0	0	0	0	0	0	L	20-38	
2025 TOTALS		7-6	27	15	12	1.0	0.0	2	6	1	0	0	0	0	0	0	0	0	0	1	0	1	0	0	0	0	2-6		

+ - Overtime



EVAN NEAL  
OL #73

HEIGHT: 6-7  
WEIGHT: 340 lbs  
COLLEGE: ALABAMA  
HOW ACQUIRED: D1-'22  
NFL EXP.: 4 YEARS  
GIANTS EXP.: 4 YEARS



CAREER HIGHLIGHTS

- Has played in 29 regular-season games with 27 starts and started two postseason games.
- In 2024, played in nine games with seven starts at right tackle...Made his 2024 debut at Pittsburgh (10/28/24) and his first start at Carolina (11/10/24).
- In 2023, started all seven games in which he played at right tackle...Suffered an ankle injury at Buffalo (10/15/23) and missed the next two games...Returned to action at Las Vegas (11/5/23) and exited early due to injury... Placed on injured reserve on 12/24/23 to end his season.
- As a rookie in 2022, started all 13 regular-season games and two postseason games in which he played at right tackle...Suffered a knee injury at Jacksonville (10/23/22) and was inactive for four contests.

COLLEGE

- Started all 40 games in which he played at Alabama and missed only one game in three seasons due to a positive COVID-19 test in 2020...Started 13 games at left guard in 2019, 12 at right tackle in 2020 and 15 at left tackle in 2021.
- As a junior in 2021, selected first-team All-America by the AFCA, FWAA, The Sporting News, CBS Sports, ESPN.com and USA Today and second-team by the AP...Named first-team All-SEC...Elected one of Alabama's permanent team captains.
- In 2020, started 12 games at right tackle...Helped anchor the right side of the Alabama offensive line that blocked for the Power 5's No. 1 scoring offense (48.5 points-per-game), No. 1 pass efficiency offense (198.9), No. 2 passing offense (358.2 yards-per-game) and No. 2 total offense (541.6 yards-per-game).
- In 2019, played multiple positions across the line before settling in at left guard...Selected to the freshman All-SEC squad by the league coaches...Helped the Tide's offensive line rank 3rd nationally in sacks allowed at just .92 per game (12 sacks in 406 pass attempts), No. 2 nationally in scoring (47.2 points-per-game), 3rd in passing (342.2 yards-per-game) and 6th in total offense (510.8 yards-per-game).

OFF-THE-FIELD ACTIVITY

- Hosted a youth football camp for 500 youngsters from his hometown of Lake Okeechobee, Fla.... Hosted the second annual Jream Foundation fundraising dinner at MetLife Stadium to support underserved youth with programming and resources... After the team practice in Germany prior to the Sunday game, met with the 120 students that participated in the NFL Flag clinic... Met with members from the Wounded Warriors Project during their visit to the Quest Diagnostics Training Center to watch practice and enjoy a day with the Giants.

PERSONAL

- Anchored the offensive line at IMG Academy in Bradenton, FL, where he was a 5-star offensive tackle by all major recruiting outlets and one of the top players in Florida...
- Has seven siblings...Born and raised in Okeechobee, FL and grew up in a sports family, playing football and basketball throughout his childhood.
- Attended Okeechobee High School as a freshman, when he played right guard and tackle and defensive tackle on the varsity.
- After his freshman year, he transferred to IMG Academy, where he started at right guard as a sophomore...In his junior season, Neal saw action at tackle and guard, helping IMG to a 9-0 record...As a senior in 2018, played left tackle.
- Neal's father, Eddie, played linebacker at Tulane...His cousin, Cleveland Gary, played running back at Georgia and Miami before becoming a 1989 1st-round draft choice (No. 26 overall), playing six seasons in the NFL for the Los Angeles Rams and Miami Dolphins...Neal's uncle, Jimmie Jones, was a defensive lineman at Miami and a 3rd-round pick in the 1990 NFL Draft, playing eight seasons with the Dallas Cowboys, St. Louis Rams and Philadelphia Eagles.

MAIN TRANSACTIONS

- Originally a 1st-round (7th pick overall) draft choice by the Giants in 2022.

EVAN NEAL'S NFL REGULAR SEASON STATISTICS

DATE	TEAM	GP	GS
2022	Giants	13	13
2023	Giants	7	7
2024	Giants	9	7
2025	Giants	0	0
NFL TOTALS		29	27

EVAN NEAL'S NFL POSTSEASON STATISTICS			
DATE	TEAM	GP	GS
2022	Giants	2	2
NFL TOTALS		2	2

2025 GAME-BY-GAME REGULAR-SEASON STATISTICS (GIANTS)					
DATE	OPPONENT	P/S		W/L	SCORE
09/07	at Commanders		ON INACTIVE LIST	L	6-21
09/14	at Cowboys		ON INACTIVE LIST	L	37-40+
09/21	Chiefs		ON INACTIVE LIST	L	9-22
09/28	Chargers		ON INACTIVE LIST	W	21-18
10/05	at Saints		ON INACTIVE LIST	L	14-26
10/09	Eagles		ON INACTIVE LIST	W	34-17
10/19	at Broncos		ON INACTIVE LIST	L	32-33
10/26	at Eagles		ON INACTIVE LIST	L	20-38
2025 TOTALS		0-0		2-6	

+ - Overtime



# TYLER NUBIN

**S #27**

(noo-BIN)

HEIGHT: 6-2  
WEIGHT: 210 lbs  
COLLEGE: MINNESOTA  
HOW ACQUIRED: D2-'24  
NFL EXP.: 2 YEARS  
GIANTS EXP.: 2 YEARS



## 2025 SEASON HIGHLIGHTS

- In Week 8 (10/26) at Philadelphia, recorded 5 tackles, 1 tackle for loss and 1 pass defended.

## CAREER HIGHLIGHTS

- Nubin has played in 21 games (21 starts) and totaled 138 tackles, 8 tackles for loss, 2 passes defended, 1 fumble recovery and 1 forced fumble...Also tallied 3 tackles on special teams.
- As a rookie in 2024, started each of the season's first 13 games...Suffered an ankle injury vs. New Orleans (12/8/24) and was placed on injured reserve...Despite missing the final 4 games, finished 2nd on the team with 97 tackles, 4 stops for loss, 1 pass defended, 1 forced fumble, and 1 fumble recovery.
- Tallied 8 tackles and 1 forced fumble in vs. Dallas (9/26/24)...Became the first Giants rookie defensive back to record 8+ tackles and 1 forced fumble in a game since Collins (at Miami, 12/14/15).
- Recorded 12 tackles in each of three consecutive games: at Carolina (11/10/24), vs. Tampa Bay (11/24/24) and at Dallas (11/28/24)...Became the first Giants rookie to produce three straight games with 12+ tackles...Became the 8th NFL rookie since 1987 with 12+ tackles in three consecutive games.

## NOTES TO KNOW

- Led all rookies in 2024 with 97 tackles...His 97 tackles mark the 2nd-most by a Giants rookie, trailing only Landon Collins who recorded 112 tackles in 2015.

## COLLEGE

- Played in 55 games with 43 starts in five seasons at Minnesota...Intercepted a school-record 13 passes and led the Gophers in picks in each of his final four years, including a career-high 5 in 2023...Tallied 207 tackles, 4.5 stops for loss, 2.0 sacks, 24 passes defended, 3 forced fumbles and 1 fumble recovery...Four-time Academic All-Big Ten selection (2020-23).
- In 2023, started all 12 regular-season games...Named a first-team All-America by The Sporting News and second-team by the AP, FWAA and Walter Camp Foundation...First-team All-Big Ten...Tied for 2nd on the team with 53 tackles...Led the Gophers with career-high totals of 5 interceptions and 9 passes defended.
- In 2022, started all 11 games in which he played...Second-team All-Big Ten...Compiled 55 tackles, both career-high totals, including 2 for loss...Recorded 4 interceptions, broke up 7 passes, and forced 1 fumble.
- In 2021, started all 13 games...Honorable mention All-Big Ten...Led Minnesota with 3 interceptions and was 3rd on the team with 52 tackles.

- In 2020, started all seven games in the COVID-shortened season...Tallied 41 tackles, 1 interception and 1 forced fumble.

## OFF-THE-FIELD ACTIVITY

- Joined the Paterson Wildcats youth tackle and girls flag football teams for a clinic in the Quest Diagnostic Training Center and surprised the team with a \$10,000 equipment grant thanks to Dunkin'... Joined Project Kind, an organization to support those experiencing homelessness, to host an event with 125 people from the organization for a day of haircuts, spa treatments and lunch at MetLife stadium... Hosted the boys from the Far Rockaway and Harlem Giants that were graduating middle school for a day at the training facility filled with character building activities, lunch in the team cafeteria and different games in the field house... To celebrate Halloween, dressed in costume to visit patients and distribute giftbags at Hackensack University Medical Center's Joseph M. Sanzari Children's Hospital... After the team practice in Germany prior to the Sunday game, met with the 120 students that participated in the NFL Flag clinic... Met with members from the Wounded Warriors Project during their visit to the Quest Diagnostics Training Center to watch practice and enjoy a day with the Giants.

## PERSONAL

- Son of Rodney and Sherese Nubin...Both of his parents were athletes at Eastern Michigan: his father played running back and cornerback (1993-97); his mother was a sprinter on the track team...Tyler's younger brother (Jordan) also played prep ball at St. Charles North and was a preferred walk-on at Minnesota as a defensive back. Because of depth issues, Jordan moved to running back...Earned a bachelor's degree in business, management, marketing and related support services.
- Attended St. Charles (Ill.) North High School...Selected all-state as a senior, when recorded 51 tackles, 5 tackles for loss, and broke up 6 passes while leading team to its first ever state final appearance...On offense, caught 42 passes for 549 yards and 9 touchdowns, ran for 600 yards and 12 touchdowns on 109 carries from the quarterback position, and threw a 23-yard touchdown pass...Named the 2018 Courier-News Football Player of the Year.
- As a junior, recorded 26 tackles, including 2 for loss, intercepted 2 passes and broke up 10, and forced 1 fumble.
- Attended 2018 U.S. Army All-American Combine...Named a 3-time academic all-conference honoree.

## MAIN TRANSACTIONS

- Originally a 2nd-round (47th pick overall) draft choice by the Giants in 2024.

TYLER NUBIN'S NFL REGULAR SEASON DEFENSIVE STATISTICS																											
DATE	TEAM	GP	GS	TACKLES							INTERCEPTIONS						O. FUMB				ST					MISC	
				TK	S	A	TFL	YDS	SK	YDS	QBH	NO	YDS	LG	TD	PD	FF	FR	TD	YDS	TK	S	A	FF	FR	S	A
2024	Giants	13	13	97	57	40	4	6	0.0	0.0	0	0	0	0	0	1	1	1	0	2	1	0	1	0	0	0	0
2025	Giants	8	8	41	29	12	4	6	0.0	0.0	0	0	0	0	0	1	0	0	0	0	2	1	1	0	0	0	0
NFL TOTALS		21	21	138	86	52	8	12	0.0	0.0	0	0	0	0	0	2	1	1	0	2	3	1	2	0	0	0	0

SINGLE-GAME HIGHS: DEFENSIVE

Total Tackles	12 at Dallas Cowboys, Nov 28, 2024 ...2 more at 12.	Fumble Recoveries	1 at Seattle Seahawks, Oct 06, 2024
Solo Tackles	8 at Carolina Panthers, Nov 10, 2024	Tackles For Loss	1 at Philadelphia Eagles, Oct 26, 2025 ...7 more at 1.
Passes Defensed	1 vs. Tampa Bay Buccaneers, Nov 24, 2024	Special Teams Tackles	1 at Dallas Cowboys, Sep 14, 2025 ...2 more at 1.
Forced Fumbles	1 vs. Dallas Cowboys, Sep 26, 2024	Longest Opp Fumble Return	2 at Seattle Seahawks, Oct 06, 2024

2025 GAME-BY-GAME REGULAR-SEASON STATISTICS (GIANTS)

			TACKLES								INTERCEPTIONS						O. FUMB				ST				MISC				
DATE	OPPONENT	P/S	TK	S	A	SK	YDS	TFL	YDS	QBH	NO	YDS	LG	TD	PD	FF	FR	TD	YDS	TK	S	A	FF	FR	S	A	W/L	SCORE	
09/07	at Commanders	S	5	1	4	0.0	0.0	0	0	0	0	0	0	0	0	0	0	0	0	1	0	1	0	0	0	0	L	6-21	
09/14	at Cowboys	S	4	4	0	0.0	0.0	1	1	0	0	0	0	0	0	0	0	0	0	1	1	0	0	0	0	0	L	37-40+	
09/21	Chiefs	S	5	5	0	0.0	0.0	1	3	0	0	0	0	0	0	0	0	0	0	0	0	0	0	0	0	0	L	9-22	
09/28	Chargers	S	4	3	1	0.0	0.0	0	0	0	0	0	0	0	0	0	0	0	0	0	0	0	0	0	0	0	W	21-18	
10/05	at Saints	S	5	4	1	0.0	0.0	1	1	0	0	0	0	0	0	0	0	0	0	0	0	0	0	0	0	0	L	14-26	
10/09	Eagles	S	9	6	3	0.0	0.0	0	0	0	0	0	0	0	0	0	0	0	0	0	0	0	0	0	0	0	W	34-17	
10/19	at Broncos	S	4	3	1	0.0	0.0	0	0	0	0	0	0	0	0	0	0	0	0	0	0	0	0	0	0	0	L	32-33	
10/26	at Eagles	S	5	3	2	0.0	0.0	1	1	0	0	0	0	0	1	0	0	0	0	0	0	0	0	0	0	0	L	20-38	
2025 TOTALS		8-8	41	29	12	0.0	0.0	4	6	0	0	0	0	0	1	0	0	0	0	2	1	1	0	0	0	0	0	2-6	
+ - Overtime																													



# RAKEEM NUÑEZ-ROCHES SR.

**DL #93**

(NOON-yez RO-ches)

HEIGHT: 6-2

WEIGHT: 305 lbs

COLLEGE: SOUTHERN MISS

HOW ACQUIRED: FA-'23

NFL EXP.: 11 YEARS

GIANTS EXP.: 3 YEARS



## CAREER HIGHLIGHTS

- In Week 8 (10/26) at Philadelphia, tallied 3 tackles, 1 quarterback hit and 1.0 sack.
- At New Orleans in Week 5 (10/5), recorded 5 tackles and 1 quarterback hit.

## CAREER HIGHLIGHTS

- Has played in 138 regular-season games with 59 starts and eight postseason games with four starts for Kansas City, Tampa Bay, and the Giants...Started at nose tackle in the Buccaneers' Super Bowl LV victory against the Chiefs...Career totals include 223 tackles, 22 quarterback hits, 18 tackles for loss, 7.0 sacks, 4 passes defended, 1 forced fumble and 1 fumble recovery...In the playoffs, he has 10 tackles, 2 tackles for loss and 5 quarterback hits.
- In 2024, started all 15 games in which he played...Collected a career-high 52 tackles (14 solo), 2.0 sacks, 2 stops for loss, 6 quarterback hits, and 2 passes defended.
- In 2023, played in 16 regular-season games with four starts...Recorded 26 tackles, 1 quarterback hit, 1 pass defended, 1 tackle for loss, and a half-sack.
- In 2022, played in all 17 regular-season games with 10 starts and played in one postseason game for Tampa Bay...Totaled 33 tackles (19 solo), 5 tackles for loss, 2.0 sacks, 3 quarterback hits, 1 forced fumble and 1 fumble recovery.
- In 2021, played in 16 games with one start and played in two postseason games...Recorded 17 tackles, 3 tackles for loss, 1 quarterback hit and 1 forced fumble, plus 4 tackles, 2 forced fumbles and 1 quarterback hit in the playoffs.
- In 2020, played in all 16 regular-season games with 11 starts and started all four postseason games for the Super Bowl-winning Bucs...Tallied 20 tackles and 3 quarterback hits...Added 3 tackles and 1 quarterback hit in the playoffs.
- In 2019, played in 16 games for Tampa Bay and recorded 9 tackles and a fumble recovery, while adding depth to the NFL's top-ranked run defense.
- In 2018, played in three games in his first season at Tampa Bay, recording 2 solo tackles.
- In 2017, played in 16 games with 11 starts in his final season with Kansas City...Totaled 23 tackles (14 solo), a half-sack and 1 quarterback hit.
- In 2016, played in 11 games with five starts for Kansas City...Tallied 23 tackles, 5 tackles for loss, 1.0 sack and 3 quarterback hits...Also played in one postseason game.
- As a rookie in 2015, played in seven games for Kansas City and recorded 4 tackles.

## COLLEGE

- Played in 31 games in four seasons at Southern Mississippi.
- As a redshirt junior in 2014, started all 11 games and recorded 58 tackles (32 solo) with a team-high 14.0 tackles for loss and 3.0 sacks...Credited with 7 quarterback hurries and a blocked kick.
- In 2013, started first two games of the season before being sidelined with a season-ending injury...Received a medical redshirt.
- In 2012, played in all 12 games with 11 starts on the interior defensive line...Tallied 37 tackles (22 solo) with 6 tackles for loss, 1.0 sack, forced one fumble and blocked 1 kick...Named honorable mention All-Conference USA.
- In 2011, played in six games and was selected to the conference's all-freshman team.

## OFF-THE-FIELD ACTIVITY

- Ahead of Thanksgiving, visited the Community Kitchen located at the Food Bank for New York City in Harlem to hand out turkeys and meals for people in need... Joined the Hillside High School football team to organize and sort donation items at the Community Food Bank of New Jersey.... Represented Marla's House of Hope during Week 13 of the NFL season for My Cause My Cleats... After the team practice in Germany prior to the Sunday game, met with the 120 students that participated in the NFL Flag clinic... Met with members from the Wounded Warriors Project during their visit to the Quest Diagnostics Training Center to watch practice and enjoy a day with the Giants.

## PERSONAL

- Born in Dangriga, Belize...Full name is Rakeem Nathan Nunez-Roches...Prefers to be called "Nacho"...Son of Nancy Nunez...Majored in biological sciences and minored in chemistry.
- Tallied 132 career tackles, 17.0 sacks and 4 forced fumbles...Selected second-team all-area by the Opelika-Auburn News and was an Alabama Top 50 player, ranking No. 39, by the Tuscaloosa News...In 2010, helped team finish 9-2 and capture the Region 3 6A Championship...Earned All-State accolades in basketball and voted best pitcher in baseball.

## MAIN TRANSACTIONS

- Originally a 6th-round (217th pick overall) draft choice by the Kansas City Chiefs in 2015
- Waived by Kansas City on 9/17/16 and signed to their practice squad on 9/20/16
- Waived by Kansas City on 5/8/18.
- Signed by the Tampa Bay Buccaneers on 10/2/18
- Signed as a free agent by the New York Giants on 3/17/23.



RAKEEM NUÑEZ-ROCHES SR.'S NFL REGULAR SEASON DEFENSIVE STATISTICS

DATE	TEAM	GP	GS	TACKLES							QBH	INTERCEPTIONS					O. FUMB				ST					MISC	
				TK	S	A	TFL	YDS	SK	YDS		NO	YDS	LG	TD	PD	FF	FR	TD	YDS	TK	S	A	FF	FR	S	A
2015	Chiefs	7	0	4	4	0	0	0	0.0	0.0	0	0	0	0	0	0	0	0	0	0	0	0	0	0	0	0	0
2016	Chiefs	11	5	23	14	9	5	18	1.0	8.0	3	0	0	0	0	0	0	0	0	0	0	0	0	0	0	0	0
2017	Chiefs	16	11	24	13	11	0	0	0.5	0.5	2	0	0	0	0	0	0	0	0	0	0	0	0	0	0	0	0
2018	Buccaneers	3	0	2	2	0	0	0	0.0	0.0	0	0	0	0	0	0	0	0	0	0	0	0	0	0	0	0	0
2019	Buccaneers	16	0	9	5	4	1	0	0.0	0.0	1	0	0	0	0	0	0	1	0	0	0	0	0	0	0	0	0
2020	Buccaneers	16	11	20	7	13	0	0	0.0	0.0	3	0	0	0	0	0	0	0	0	0	0	0	0	0	0	0	0
2021	Buccaneers	16	1	17	5	12	3	7	0.0	0.0	1	0	0	0	0	0	1	0	0	0	0	0	0	0	0	0	0
2022	Buccaneers	17	10	33	19	14	5	24	2.0	18.0	3	0	0	0	0	0	0	0	0	0	0	0	0	0	0	0	0
2023	Giants	16	4	26	14	12	1	1	0.5	5.0	1	0	0	0	0	1	0	0	0	0	0	0	0	0	0	0	0
2024	Giants	15	15	52	14	38	2	4	2.0	4.0	6	0	0	0	0	2	0	0	0	0	0	0	0	0	0	0	0
2025	Giants	5	2	13	3	10	1	5	1.0	5.0	2	0	0	0	0	1	0	0	0	0	0	0	0	0	0	0	0
NFL TOTALS		138	59	223	100	123	18	59	7.0	40.5	22	0	0	0	0	4	1	1	0	0	0	0	0	0	0	0	0

RAKEEM NUÑEZ-ROCHES SR.'S NFL POSTSEASON DEFENSIVE STATISTICS

DATE	TEAM	GP	GS	TACKLES							QBH	INTERCEPTIONS					O. FUMB				ST					MISC	
				TK	S	A	TFL	YDS	SK	YDS		NO	YDS	LG	TD	PD	FF	FR	TD	YDS	TK	S	A	FF	FR	S	A
2015	Chiefs	0	0	0	0	0	0	0	0.0	0.0	0	0	0	0	0	0	0	0	0	0	0	0	0	0	0	0	0
2016	Chiefs	1	0	1	0	1	0	0	0.0	0.0	0	0	0	0	0	0	0	0	0	0	0	0	0	0	0	0	0
2017	Chiefs	0	0	0	0	0	0	0	0.0	0.0	0	0	0	0	0	0	0	0	0	0	0	0	0	0	0	0	0
2020	Buccaneers	4	4	3	0	3	0	0	0.0	0.0	1	0	0	0	0	0	0	0	0	0	0	0	0	0	0	0	0
2021	Buccaneers	2	0	4	2	2	2	6	0.0	0.0	2	0	0	0	0	0	0	0	0	0	0	0	0	0	0	0	0
2022	Buccaneers	1	0	2	0	2	0	0	0.0	0.0	2	0	0	0	0	0	0	0	0	0	0	0	0	0	0	0	0
NFL TOTALS		8	4	10	2	8	2	6	0.0	0.0	5	0	0	0	0	0	0	0	0	0	0	0	0	0	0	0	0

SINGLE-GAME HIGHS: DEFENSIVE

Total Tackles	6 at Denver Broncos, Nov 27, 2016	Forced Fumbles	1 vs. Carolina Panthers, Jan 09, 2022
Solo Tackles	5 at Denver Broncos, Nov 27, 2016	Fumble Recoveries	1 vs. New York Giants, Sep 22, 2019
Sacks	1.0 at Philadelphia Eagles, Oct 26, 2025 ...4 more at 1.0.	Tackles For Loss	2 at Denver Broncos, Nov 27, 2016
Passes Defensed	1 at Dallas Cowboys, Nov 28, 2024 ...2 more at 1.		

SINGLE-GAME HIGHS - POSTSEASON: DEFENSIVE

Total Tackles	4 vs. Los Angeles Rams, Jan 23, 2022	Tackles For Loss	2 vs. Los Angeles Rams, Jan 23, 2022
Solo Tackles	2 vs. Los Angeles Rams, Jan 23, 2022		

2025 GAME-BY-GAME REGULAR-SEASON STATISTICS (GIANTS)

			TACKLES								INTERCEPTIONS					O. FUMB				ST				MISC				
DATE	OPPONENT	P/S	TK	S	A	SK	YDS	TFL	YDS	QBH	NO	YDS	LG	TD	PD	FF	FR	TD	YDS	TK	S	A	FF	FR	S	A	W/L	SCORE
09/07	at Commanders	P	1	0	1	0.0	0.0	0	0	0	0	0	0	0	0	0	0	0	0	0	0	0	0	0	0	0	L	6-21
09/14	at Cowboys		ON INACTIVE LIST																						L	37-40+		
09/21	Chiefs		ON INACTIVE LIST																						L	9-22		
09/28	Chargers		ON INACTIVE LIST																						W	21-18		
10/05	at Saints	S	5	1	4	0.0	0.0	0	0	1	0	0	0	0	0	0	0	0	0	0	0	0	0	0	0	0	L	14-26
10/09	Eagles	P	4	0	4	0.0	0.0	0	0	0	0	0	0	0	0	0	0	0	0	0	0	0	0	0	0	0	W	34-17
10/19	at Broncos	P	0	0	0	0.0	0.0	0	0	0	0	0	0	0	1	0	0	0	0	0	0	0	0	0	0	0	L	32-33
10/26	at Eagles	S	3	2	1	1.0	5.0	1	5	1	0	0	0	0	0	0	0	0	0	0	0	0	0	0	0	0	L	20-38
2025 TOTALS		5-2	13	3	10	1.0	5.0	1	5	2	0	0	0	0	1	0	0	0	0	0	0	0	0	0	0	0	2-6	

+ - Overtime



# BOBBY OKEREKE

**ILB #58**

(oh-care-uh-KAY)

HEIGHT: 6-2  
WEIGHT: 235 lbs  
COLLEGE: STANFORD  
HOW ACQUIRED: FA-'23  
NFL EXP.: 7 YEARS  
GIANTS EXP.: 3 YEARS



## 2025 SEASON HIGHLIGHTS

- Owns 68 tackles this season which is 7th-most in the NFL.
- In Week 8 (10/26) at Philadelphia, recorded 8 tackles and 1.0 sack.
- Posted 10 tackles against Dallas in Week 2 (9/14), with 1 quarterback hit and 1 pass defended.
- Recorded 16 tackles at Washington in Week 1 (9/7)...Okereke became the second Giant since 1994 to record 16+ tackles in a Week 1 matchup, joining LB B.J. Goodson, who totaled 18 tackles at Dallas on 9/10/17.

## CAREER HIGHLIGHTS

- Has played in 101 regular-season games with 86 starts for Indianapolis and the Giants and played in one postseason game for the Colts...Career totals include 719 tackles, 32 tackles for loss, 32 passes defended, 13 quarterback hits, 10 forced fumbles, 7 fumble recoveries, 7.5 sacks and 5 interceptions...In the playoffs, he has 4 tackles (3 solo).
- In 2024, started each of the first 12 games...Suffered a back injury at Dallas in Week 13 and was placed on season-ending injured reserve...Despite missing the final five games, finished 3rd on the team with 93 tackles, 6 tackles for loss, 3 forced fumbles, 3 passes defended, 2 fumble recoveries, 2 quarterback hits and 2.0 sacks...Totaled a season-high 14 tackles, 1 forced fumble, 1 fumble recovery and a half-sack at Pittsburgh (10/28/24)...Became the first NFL player to record at least 14 tackles, 1 forced fumble, 1 fumble recovery and a half-sack in a game since Pittsburgh's Ryan Shazier did it vs. San Francisco on 9/20/15 and the first Giant since Brandon Short did it against (14 tackles, 2 forced fumbles, 1 fumble recovery and 1.0 sack) at the Jets on 11/2/03.
- In his first season with the Giants in 2023, started all 17 games...Totaled a team-high 149 tackles which ranked 9th in the NFL and tied his single-season career-high for tackles, set the previous season in Indianapolis...Recorded double-digit tackle totals in 7 games...Produced 11 tackles for loss, 10 passes defended, 6 quarterback hits, 4 forced fumbles and a career-high tying 2 interceptions...His 4 forced fumbles tied for 5th-most in the NFL and his 10 passes defended tied for 2nd in the NFL among linebackers...Was the only player in the NFL with 140-plus tackles, 10+ tackles for loss, and 10+ passes defended.
- Made a season-high 14 tackles and a career-high 2 forced fumbles at Washington (11/19/23)...Became the 10th player since 1970 to record 14+ tackles and 2+ forced fumbles in a game.
- In 2022, played in 17 games with 16 starts for Indianapolis...Recorded totals of 149 tackles, 6 tackles for loss, 5 passes defended, 2 forced fumbles and 2 fumble recoveries.
- In 2021, started all 17 games for Indianapolis...Led the team in total tackles (130) and had 3 tackles for loss, 1.0 sack, 2 interceptions, 4 passes defended and 2 quarterback hits.

- In 2020, played in 14 games with eight starts and played in one postseason game for Indianapolis...Finished with 72 tackles, 4 tackles for loss, 1 interception, 6 passes defended, 1 quarterback hit and 2 fumble recoveries...In his first career playoff appearance, had 4 tackles in the AFC Wild Card Game at Buffalo (1/9/20).
- As a rookie in 2019, played in 16 games with eight starts...Collected 58 tackles (43 solo), 2 tackles for loss, 1.0 sack, 2 passes defended, 1 quarterback hit, 2 forced fumbles and 1 fumble recovery.

## NOTES TO KNOW

- Was one of two defensive players (former teammate Xavier McKinney) to play every defensive snap (1,128) during the 2023 season.

## COLLEGE

- Played in 51 games in five seasons at Stanford...Totaled 240 tackles (114 solo), 19 tackles for loss, 10.5 sacks, 1 interception, 9 passes defended, 3 forced fumbles and 1 fumble recovery.
- As a fifth-year senior in 2018, started all 13 games and was named a team captain...Recorded 96 tackles (52 solo), 7.5 tackles for loss, 5 passes defended, 4.5 sacks, 3 quarterback hurries, 2 forced fumbles, 1 fumble recovery and 1 safety...Was an All-PAC-12 honorable mention, Lott IMPACT Trophy quarterfinalist, Butkus and Bednarik Award watch list.
- In 2017, played in 14 games, making 96 tackles (48 solo), 7.5 tackles for loss, 4.0 sacks, 4 quarterback hurries, 1 forced fumble and 1 interception, which he returned for a touchdown...Was named an All-PAC-12 honorable mention.
- In 2016, started all 13 games as a junior, tallying 41 tackles (12 solo), 4.0 tackles for loss, 3.0 sacks, 1 pass defended and 1 quarterback hurry.

## OFF-THE-FIELD ACTIVITY

- Traveled to Barbados in partnership with *Visit Barbados* to enjoy all the island has to offer and meet with local youth to host a flag football clinic... Visited Daniel Webster School in Weehawken to read to students... Visited Rutgers Newark Camp to attend the Vera Institute of Justice event to learn about continuing education opportunities for people currently and formerly incarcerated... Participated in MetLife Pet Insurance campaign where they highlighted their own relationship with their pets... Joined the ENW Jersey Department of State and college students at William Paterson University for the New Jersey Ballot Bowl to celebrate National Voter Registration Day and encourage students to vote... Represented Brain & Behavior Research Foundation during Week 13 of the NFL season for My Cause My Cleats... After the team practice in Germany prior to the Sunday game, met with the 120

students that participated in the NFL Flag clinic... Met with members from the Wounded Warriors Project during their visit to the Quest Diagnostics Training Center to watch practice and enjoy a day with the Giants.

PERSONAL

- Born Robert Nnanna Okereke in San Mateo, CA.... First generation American...4-year varsity letter winner... Management, science and engineering major.
- Earned the rank of Eagle Scout in 2013.
- Attended Foothill High School (CA) and played under head coach Doug Case... Recorded 162 career tackles, 9.0 sacks, 4 interceptions, 7 passes defended and 2 interceptions returned for a touchdown...PrepStar All-America and National Football

Foundation Scholar-Athlete Award winner (Orange County Chapter)...Awarded the 2014 Watkins Award, which recognizes "exceptionally talented African-American male athletes who, by their example, help promote high academic standards and a commitment to community service"...2013 Los Angeles Times All-Area first team, MaxPreps All-State Division II first team, Century League Player of the Year...2012 All-Century League first team...2011 Sophomore Varsity Rookie of the Year....2010 Foothill Coaches' Award...2014 Semper Fidelis All-America Game West team's defensive MVP.

MAIN TRANSACTIONS

- Originally a 3rd-round (89th pick overall) draft choice by the Indianapolis Colts in 2019.
- Signed as a free agent by the Giants on 3/16/23.

BOBBY OKEREKE'S NFL REGULAR SEASON DEFENSIVE STATISTICS

				TACKLES								INTERCEPTIONS						O. FUMB				ST				MISC	
DATE	TEAM	GP	GS	TK	S	A	TFL	YDS	SK	YDS	QBH	NO	YDS	LG	TD	PD	FF	FR	TD	YDS	TK	S	A	FF	FR	S	A
2019	Colts	16	8	58	43	15	2	5	1.0	12.0	1	0	0	0	0	2	1	1	0	0	7	5	2	1	0	0	0
2020	Colts	14	8	72	57	15	4	8	0.0	0.0	1	1	7	7	0	6	0	2	0	0	0	0	0	0	0	0	0
2021	Colts	17	17	130	88	42	3	13	1.0	9.0	2	2	20	16	0	4	0	0	0	0	2	1	1	0	0	0	0
2022	Colts	17	16	149	97	52	6	15	0.0	0.0	0	0	0	0	0	5	2	2	0	0	2	2	0	0	0	0	0
2023	Giants	17	17	149	92	57	11	26	2.5	23.0	6	2	62	55	0	10	4	0	0	0	0	0	0	0	0	0	0
2024	Giants	12	12	93	47	46	6	14	2.0	4.0	2	0	0	0	0	3	3	2	0	1	0	0	0	0	0	0	0
2025	Giants	8	8	68	36	32	0	0	1.0	0.0	1	0	0	0	0	2	0	0	0	0	0	0	0	0	0	0	0
NFL TOTALS		101	86	719	460	259	32	81	7.5	48.0	13	5	89	55	0	32	10	7	0	1	11	8	3	1	0	0	0

BOBBY OKEREKE'S NFL POSTSEASON DEFENSIVE STATISTICS

				TACKLES								INTERCEPTIONS						O. FUMB				ST					MISC	
DATE	TEAM	GP	GS	TK	S	A	TFL	YDS	SK	YDS	QBH	NO	YDS	LG	TD	PD	FF	FR	TD	YDS	TK	S	A	FF	FR	S	A	
2020	Colts	1	0	4	3	1	0	0	0.0	0.0	0	0	0	0	0	0	0	0	0	0	0	0	0	0	0	0	0	
NFL TOTALS		1	0	4	3	1	0	0	0.0	0.0	0	0	0	0	0	0	0	0	0	0	0	0	0	0	0	0	0	

SINGLE-GAME HIGHS: DEFENSIVE

Total Tackles	17 at New York Giants, Jan 01, 2023	Tackles For Loss	3 vs. New York Jets, Oct 29, 2023
Solo Tackles	13 at New York Giants, Jan 01, 2023	Interceptions	1 vs. New England Patriots, Nov 26, 2023
Sacks	1.5 vs. Los Angeles Rams, Dec 31, 2023		...4 more at 1.
Passes Defensed	2 vs. New England Patriots, Nov 26, 2023	Interception Return Yards	16 vs. New England Patriots, Dec 18, 2021
	...4 more at 2.	Special Teams Tackles	1 vs. Pittsburgh Steelers, Nov 28, 2022
Forced Fumbles	2 at Washington Commanders, Nov 19, 2023		...10 more at 1.
Fumble Recoveries	1 at Pittsburgh Steelers, Oct 28, 2024	Special Teams Forced Fumbles	1 at Houston Texans, Nov 21, 2019
	...6 more at 1.	Longest Own Fumble Return	11 vs. Baltimore Ravens, Nov 08, 2020

SINGLE-GAME HIGHS - POSTSEASON: DEFENSIVE

Total Tackles	4 at Buffalo Bills, Jan 09, 2021	Solo Tackles	3 at Buffalo Bills, Jan 09, 2021
---------------	----------------------------------	--------------	----------------------------------

2025 GAME-BY-GAME REGULAR-SEASON STATISTICS (GIANTS)

			TACKLES								INTERCEPTIONS					O. FUMB				ST					MISC			
DATE	OPPONENT	P/S	TK	S	A	SK	YDS	TFL	YDS	QBH	NO	YDS	LG	TD	PD	FF	FR	TD	YDS	TK	S	A	FF	FR	S	A	W/L	SCORE
09/07	at Commanders	S	16	7	9	0.0	0.0	0	0	0	0	0	0	0	0	0	0	0	0	0	0	0	0	0	0	0	L	6-21
09/14	at Cowboys	S	10	4	6	0.0	0.0	0	0	1	0	0	0	0	1	0	0	0	0	0	0	0	0	0	0	0	L	37-40+
09/21	Chiefs	S	8	4	4	0.0	0.0	0	0	0	0	0	0	0	0	0	0	0	0	0	0	0	0	0	0	0	L	9-22
09/28	Chargers	S	4	3	1	0.0	0.0	0	0	0	0	0	0	0	0	0	0	0	0	0	0	0	0	0	0	0	W	21-18
10/05	at Saints	S	10	5	5	0.0	0.0	0	0	0	0	0	0	0	0	0	0	0	0	0	0	0	0	0	0	0	L	14-26
10/09	Eagles	S	6	2	4	0.0	0.0	0	0	0	0	0	0	0	1	0	0	0	0	0	0	0	0	0	0	0	W	34-17
10/19	at Broncos	S	6	4	2	0.0	0.0	0	0	0	0	0	0	0	0	0	0	0	0	0	0	0	0	0	0	0	L	32-33
10/26	at Eagles	S	8	7	1	1.0	0.0	0	0	0	0	0	0	0	0	0	0	0	0	0	0	0	0	0	0	0	L	20-38
2025 TOTALS		8-8	68	36	32	1.0	0.0	0	0	1	0	0	0	0	2	0	0	0	0	0	0	0	0	0	0	0	2-6	

+ - Overtime



# GUNNER OLSZEWSKI

**WR #80**

(O-sheh-ski)

HEIGHT: 6-0  
WEIGHT: 190 lbs  
COLLEGE: BEMIDJI STATE  
HOW ACQUIRED: FA-'25  
NFL EXP.: 7 YEARS  
GIANTS EXP.: 3 YEARS



GIANTS  
SINCE 1960  
BIG BLUE  
GREEN

## HONORS

- First-team All-Pro: 2020
- AFC Special Teams Player of the Week: 2020 Week 13
- NFC Special Teams Player of the Week: 2023 Week 17

## CAREER HIGHLIGHTS

- Has played 73 career games for the New England Patriots, Pittsburgh Steelers, and the New York Giants...Played in one postseason game for the Patriots...Career totals include 15 receptions for 180 yards (12.0-yard avg.), and 1 touchdown...14 rushing attempts for 71 yards (5.1-yard avg.)...Has 114 punt returns for 1,319 yards (11.6-yard avg), and 2 touchdowns...Totaled 55 kick returns for 1,300 yards (23.6-yard avg.).
- In 2024, suffered a groin injury during the season-opening pregame warmups vs. Minnesota (9/8) and spent the entire season on injury reserve.
- Played 12 games in 2023, two with the Steelers and 10 with the Giants...With the Steelers, returned 1 punt for 8 yards and 2 kick returns for 24 yards...With the Giants, returned 23 punts for 273 yards (11.9-yard avg.) and 1 touchdown...Tallied 1 fumble recovery on special teams.
- With the Steelers in 2022, played in 16 games and started two... Caught 5 passes for 53 yards (10.3-yard avg.) and had 8 carries for 39 yards (4.9-yard avg.)...Returned 8 punts for 55 yards (6.9-yard avg.) and tallied 3 kick returns for 46 yards (15.3-yard avg.).
- In his final season with the Patriots in 2021, played in 16 regular-season games primarily as the team's primary punt and kickoff returner...Returned 26 punts for 309 yards (11.9-yard avg.) and 18 kick returns for 416 yards (23.1-yard avg.)...As a receiver, caught 2 passes for 31 yards (15.5 avg.)...Played one postseason game, totaling 5 kick returns for 103 yards (20.6-yard avg.).
- In 2020, played 13 games...Missed the season's first three games with an injury... Caught 5 passes for 62 yards (4.6-yard avg.) and 1 touchdown and rushed for 23 yards on 5 carries (12.4-yard avg.)...Averaged 17.3 yards on 20 punts and 23.2 yards on 18 kickoff returns.
- As a rookie in 2019, played in eight games before being placed

on injured reserve...Recorded 2 catches for 34 yards (17.0 avg.)...Returned 20 punts for 179 yards (9.0-yard avg.)

## COLLEGE

- Played in 42 games at Bemidji State (2015-18)...Was a defensive back before switching to wide receiver in pursuit of an NFL career...Registered 310 tackles (183 solo), 40 passes defended, 13 interceptions, 9 tackles for loss, 3 forced fumbles, 1 fumble recovery and 1.0 sack...Averaged 29.7 yards on 11 kickoff returns and 13.4 yards on 69 punt returns.
- Named 2018 NSIC Defensive Player of the Year and AFCA DII All-America First Team...Three-time NSIC North Division All-Conference first team...Voted Bemidji State's defensive and special teams MVP.
- Played baseball at Bemidji State before an injury sidelined him during his junior season, and focus shifted to football...Played in 91 games and batted .316 with 18 doubles, 4 triples, 8 home runs, 53 RBI, 60 runs scored and 30 stolen bases (in 37 attempts).

## PERSONAL

- Earned two varsity letters in both football and baseball at Alvin (Texas) High School...Two-time first-team all-district safety...Holds the school record with 270 career tackles, 150 single-season tackles and 7 interceptions...As a senior, Olszewski forced 6 fumbles and returned 3 punts for touchdowns.
- Son of Eric and Collette Olszewski...Father, Eric, was a minor league baseball pitcher in the Atlanta Braves organization.

## MAIN TRANSACTIONS:

- Originally signed as a rookie free agent by the New England Patriots on 5/23/19.
- Signed a two-year deal with the Pittsburgh Steelers on 3/22/22.
- Waived by the Steelers on 10/21/23 and signed to the Giants' practice squad on 10/23/23, and to their active roster on 11/3/23.
- Re-signed a one-year deal with the Giants on 3/14/24.
- Signed a one-year deal with the Giants on 7/28/25.

GUNNER OLSZEWSKI'S NFL REGULAR SEASON RUSHING/RECEIVING STATISTICS

DATE	TEAM	GP	GS	RECEIVING					RUSHING				
				NO.	YDS.	AVG.	LG	TD	NO.	YDS.	AVG.	LG	TD
2019	Patriots	8	0	2	34	17.0	29	0	0	0	0.0	0	0
2020	Patriots	13	2	5	62	12.4	38†	1	5	23	4.6	12	0
2021	Patriots	16	0	2	31	15.5	22	0	1	9	9.0	9	0
2022	Steelers	16	2	5	53	10.6	31	0	8	39	4.9	18	0
2023	Steelers	2	0	1	0	0.0	0	0	0	0	0.0	0	0
Went from Pittsburgh to N.Y. Giants.													
2023	Giants	10	0	0	0	0.0	0	0	0	0	0.0	0	0
2023	TOTAL	12	0	1	0	0.0	0	0	0	0	0.0	0	0
2024	Giants	0	0	0	0	0.0	0	0	0	0	0.0	0	0
2025	Giants	8	0	0	0	0.0	0	0	0	0	0.0	0	0
NFL TOTALS		73	4	15	180	12.0	38†	1	14	71	5.1	18	0

GUNNER OLSZEWSKI'S NFL POSTSEASON RUSHING/RECEIVING STATISTICS

DATE	TEAM	GP	GS	RECEIVING					RUSHING				
				NO.	YDS.	AVG.	LG	TD	NO.	YDS.	AVG.	LG	TD
2019	Patriots	0	0	0	0	0.0	0	0	0	0	0.0	0	0
2021	Patriots	1	0	0	0	0.0	0	0	0	0	0.0	0	0
NFL TOTALS		1	0	0	0	0.0	0	0	0	0	0.0	0	0

GUNNER OLSZEWSKI'S NFL REGULAR SEASON RETURN STATISTICS

KICKOFF RETURNS							PUNT RETURNS					
DATE	TEAM	RET.	YDS.	AVG.	LG	TD	NO.	FC	YDS.	AVG.	LG	TD
2019	Patriots	0	0	0.0	0	0	20	16	179	9.0	22	0
2020	Patriots	18	418	23.2	33	0	20	11	346	17.3	70†	1
2021	Patriots	18	416	23.1	37	0	26	10	309	11.9	27	0
2022	Steelers	3	46	15.3	27	0	8	5	55	6.9	20	0
2023	Steelers	2	24	12.0	24	0	1	1	8	8.0	8	0
Went from Pittsburgh to N.Y. Giants.												
2023	Giants	0	0	0.0	0	0	23	7	273	11.9	94†	1
2023	TOTAL	2	24	12.0	24	0	24	8	281	11.7	94†	1
2024	Giants	0	0	0.0	0	0	0	0	0	0.0	0	0
2025	Giants	14	396	28.3	37	0	16	7	149	9.3	21	0
NFL TOTALS		55	1,300	23.6	37	0	114	57	1,319	11.6	94†	2

GUNNER OLSZEWSKI'S NFL POSTSEASON RETURN STATISTICS

KICKOFF RETURNS							PUNT RETURNS					
DATE	TEAM	RET.	YDS.	AVG.	LG	TD	NO.	FC	YDS.	AVG.	LG	TD
2019	Patriots	0	0	0.0	0	0	0	0	0	0.0	0	0
2021	Patriots	5	103	20.6	26	0	0	0	0	0.0	0	0
NFL TOTALS		5	103	20.6	26	0	0	0	0	0.0	0	0

SINGLE-GAME HIGHS: RUSHING/RECEIVING

Rush Attempts	3 at New York Jets, Nov 09, 2020
Rushing Yards	18 vs. New England Patriots, Sep 18, 2022
Longest Runs	18 vs. New England Patriots, Sep 18, 2022
Receptions	2 vs. Cincinnati Bengals, Nov 20, 2022 ...2 more at 2.
Receiving Yards	39 vs. Cincinnati Bengals, Nov 20, 2022
Longest Receptions	38† at Los Angeles Chargers, Dec 06, 2020
Receiving TDs	1 at Los Angeles Chargers, Dec 06, 2020
All-Purpose Yards	183 at Los Angeles Chargers, Dec 06, 2020
Kickoff Returns	6 vs. San Francisco 49ers, Oct 25, 2020
Kickoff Return Yards	155 vs. San Francisco 49ers, Oct 25, 2020
Longest Kickoff Return	37 vs. Philadelphia Eagles, Oct 09, 2025 ...1 more at 37.

Fair Catches	5 at Washington Redskins, Oct 06, 2019
Punt Return Yards	145 at Los Angeles Chargers, Dec 06, 2020
Longest Punt Return	94† vs. Los Angeles Rams, Dec 31, 2023
Punt Returns	8 vs. New York Jets, Sep 22, 2019
Punt Return TDs	1 vs. Los Angeles Rams, Dec 31, 2023 ...1 more at 1.
Punt Return Average	48.3 at Los Angeles Chargers, Dec 06, 2020
Kickoff Return Average	31.3 at Philadelphia Eagles, Oct 26, 2025
Special Teams Tackles	3 vs. Jacksonville Jaguars, Jan 02, 2022
Most TDs	2 at Los Angeles Chargers, Dec 06, 2020
Scrimmage Yards	39 vs. Cincinnati Bengals, Nov 20, 2022

SINGLE-GAME HIGHS - POSTSEASON: RUSHING/RECEIVING

All-Purpose Yards	103 at Buffalo Bills, Jan 15, 2022	Longest Kickoff Return	26 at Buffalo Bills, Jan 15, 2022
Kickoff Returns	5 at Buffalo Bills, Jan 15, 2022	Kickoff Return Average	20.6 at Buffalo Bills, Jan 15, 2022
Kickoff Return Yards	103 at Buffalo Bills, Jan 15, 2022	Special Teams Tackles	1 at Buffalo Bills, Jan 15, 2022

2025 GAME-BY-GAME REGULAR-SEASON STATISTICS (GIANTS)

DATE	OPPONENT	P/S	RECEIVING					RUSHING					W/L	SCORE
			NO.	YDS.	AVG.	LG	TD	NO.	YDS.	AVG.	LG	TD		
09/07	at Commanders	P	0	0	0.0	0	0	0	0	0.0	0	0	L	6-21
09/14	at Cowboys	P	0	0	0.0	0	0	0	0	0.0	0	0	L	37-40+
09/21	Chiefs	P	0	0	0.0	0	0	0	0	0.0	0	0	L	9-22
09/28	Chargers	P	0	0	0.0	0	0	0	0	0.0	0	0	W	21-18
10/05	at Saints	P	0	0	0.0	0	0	0	0	0.0	0	0	L	14-26
10/09	Eagles	P	0	0	0.0	0	0	0	0	0.0	0	0	W	34-17
10/19	at Broncos	P	0	0	0.0	0	0	0	0	0.0	0	0	L	32-33
10/26	at Eagles	P	0	0	0.0	0	0	0	0	0.0	0	0	L	20-38
2025 TOTALS		8-0	0	0	0.0	0	0	0	0	0.0	0	0	2-6	

+ - Overtime

2025 GAME-BY-GAME REGULAR-SEASON STATISTICS (GIANTS)

DATE	OPPONENT	P/S	KICKOFF RETURNS					PUNT RETURNS					W/L	SCORE
			RET	YDS	AVG	LG	TD	NO	FC	YDS	AVG	LG	TD	
09/07	at Commanders	P	0	0	0.0	0	0	3	0	24	8.0	11	0	L
09/14	at Cowboys	P	1	29	29.0	29	0	3	1	38	12.7	21	0	L
09/21	Chiefs	P	0	0	0.0	0	0	2	0	17	8.5	9	0	L
09/28	Chargers	P	0	0	0.0	0	0	2	1	14	7.0	14	0	W
10/05	at Saints	P	3	85	28.3	34	0	0	1	0	0.0	0	0	L
10/09	Eagles	P	4	103	25.8	37	0	3	0	28	9.3	15	0	W
10/19	at Broncos	P	3	85	28.3	30	0	3	3	28	9.3	13	0	L
10/26	at Eagles	P	3	94	31.3	33	0	0	1	0	0.0	0	0	L
2025 TOTALS		8-0	14	396	28.3	37	0	16	7	149	9.3	21	0	2-6

+ - Overtime





# DRU PHILLIPS

## CB #22

HEIGHT: 5-11  
WEIGHT: 180 lbs  
COLLEGE: KENTUCKY  
HOW ACQUIRED: D3-'24  
NFL EXP.: 2 YEARS  
GIANTS EXP.: 2 YEARS



### 2025 SEASON HIGHLIGHTS

- At Denver in Week 7 (10/26), garnered solo tackles and 1 tackle for loss.
- Recorded 3 tackles, 1 tackle for loss and 1 fumble recovery in Week 6 against the Eagles (10/9).
- In Week 4 against the Chargers (9/28), Phillips recorded a career-high 4 passes defended, 2 tackles and 1 interception.
- At Dallas in Week 2 (9/14) tallied 11 tackles, 2 tackles for loss, 2 passes defended, and 1 interception.

### CAREER HIGHLIGHTS

- Phillips has played in 22 games and made 11 starts...Owns 110 tackles, 12 tackles for loss, 10 passes defended, 3 interceptions, 2 forced fumbles, 1.0 sack, 1 fumble recovery and 1 quarterback hit.
- As a rookie in 2024, Phillips played in 14 games with SIX starts...Totaled 71 tackles (46 solo), 7 tackles for loss, 2 forced fumbles, 1 passes defended, 1 quarterback hit, and 1.0 sack...His 71 tackles were the 9th-most among all rookies in 2024 and the 3rd-most by a rookie in franchise history.
- Tallied 4 tackles (3 solo), 1 tackle for loss and 1 forced fumble in his NFL debut Week 1 vs. Minnesota (9/8/24)...Became the 4th Giant since 2000 to record a forced fumble in his career debut and first since Bruce Johnson on 9/13/09 vs. Washington.
- Recorded a season-high 12 tackles, 2 tackles for loss, 1 quarterback hit and 1.0 sack at Cleveland (9/15/24)...Became the 2nd Giants rookie since 1982 to produce at least 12 tackles and 1.0 sack in a game, joining Kayvon Thibodeaux at Washington, 12/18/22)...Phillips was also the 3rd rookie cornerback to accomplish this feat, joining Eric Wright (12 tackles, 1.0 sack for Cleveland at Pittsburgh on 11/11/07) and D.J. Reed (12 tackles, 1.0 sack, for the Jets vs. Denver on 12/9/18).
- Recorded his first career interception along with 6 tackles (4 solo) and one pass defended vs. Indianapolis (12/29)...His 25-yard interception return was the longest by a Giants rookie since Julian Love's 30-yarder at Chicago on Dec. 24, 2019.

### COLLEGE

- Phillips played in 38 games with 16 starts in four seasons at Kentucky...Career totals include 82 tackles, 3 stops for loss and 10 passes defended.
- In 2023, started all 12 games in which he played...Posted a career-high 47 tackles, 1.5 tackles for loss, and was 2nd on the team with 5 passes defended...Played both outside corner and in the slot.
- In 2022, played in all 13 games with four starts...Tallied 31

tackles, 1.5 tackles for loss and 5 passes defended.

- As a redshirt freshman in 2021, played in nine games and had 3 tackles.

### OFF-THE-FIELD ACTIVITY

- Continued the annual rookie Thanksgiving tradition at Eva's Village to prepare and serve lunch for the community members of Eva's Village in Paterson, N.J.... Represented American Cancer Society during Week 13 of the NFL season for My Cause My Cleats... After the team practice in Germany prior to the Sunday game, met with the 120 students that participated in the NFL Flag clinic... Met with members from the Wounded Warriors Project during their visit to the Quest Diagnostics Training Center to watch practice and enjoy a day with the Giants... Joined Project Kind, an organization to support those experiencing homelessness, to host an event with 125 people from the organization for a day of haircuts, spa treatments and lunch at MetLife stadium... Hosted the boys from the Far Rockaway and Harlem Giants that were graduating middle school for a day at the training facility filled with character building activities, lunch in the team cafeteria and different games in the field house... To celebrate Halloween, dressed in costume to visit patients and distribute giftbags at Hackensack University Medical Center's Joseph M. Sanzari Children's Hospital.

### PERSONAL

- Son of Carlos and LaTonya Phillips...Carlos played linebacker at Kentucky and LaTonya was a standout athlete at Danville High School...Graduated in December 2023 with a degree in integrated strategic communication.
- Starred at Mauldin (S.C.) High School...As a senior, contributed 38 tackles, 2 interceptions, 8 pass breakups, and 1 fumble recovery...Named 5A first-team all-state by the South Carolina Football Coaches Association...Selected to the Shrine Bowl of the Carolinas.
- As a junior, posted 29 tackles, 1.0 sack, 1 interception and 1 forced fumble.
- Varsity starter as a sophomore, when he finished with 50 tackles, 15 passes defended and 1 interception, earning all-region honors and helping the team to an 8-5 record.
- Three-year letterwinner on the track team...Ranked No. 1 nationally, 2-time state champion and 3-time all-region selection in the triple jump...Won 2019 state championship with a jump of 49 feet, 4 inches.

### MAIN TRANSACTIONS

- Originally a 3rd-round (70th pick overall) draft choice by the Giants in 2024.

DRU PHILLIPS' NFL REGULAR SEASON DEFENSIVE STATISTICS																													
DATE	TEAM	GP	GS	TACKLES								INTERCEPTIONS						O. FUMB				ST					MISC		
				TK	S	A	TFL	YDS	SK	YDS	QBH	NO	YDS	LG	TD	PD	FF	FR	TD	YDS	TK	S	A	FF	FR	S	A		
2024	Giants	14	6	71	46	25	7	19	1.0	5.0	1	1	25	25	0	1	2	0	0	0	0	0	0	0	0	0			
2025	Giants	8	5	39	33	6	5	9	0.0	0.0	0	2	56	56	0	9	0	1	0	0	0	0	0	0	0	0			
NFL TOTALS		22	11	110	79	31	12	28	1.0	5.0	1	3	81	56	0	10	2	1	0	0	0	0	0	0	0	0			

SINGLE-GAME HIGHS: DEFENSIVE

Total Tackles	12 at Washington Commanders, Sep 15, 2024	Forced Fumbles	1 at Carolina Panthers, Nov 10, 2024
Solo Tackles	9 at Denver Broncos, Oct 19, 2025		...1 more at 1.
Sacks	1.0 at Washington Commanders, Sep 15, 2024	Fumble Recoveries	1 vs. Philadelphia Eagles, Oct 09, 2025
Passes Defensed	4 vs. Los Angeles Chargers, Sep 28, 2025	Tackles For Loss	2 at Dallas Cowboys, Sep 14, 2025
			...2 more at 2.
		Interceptions	1 vs. Los Angeles Chargers, Sep 28, 2025
			...2 more at 1.

2025 GAME-BY-GAME REGULAR-SEASON STATISTICS (GIANTS)

DATE	OPPONENT	P/S	TACKLES							INTERCEPTIONS					O. FUMB				ST					MISC		W/L	SCORE
			TK	S	A	SK	YDS	TFL	YDS	QBH	NO	YDS	LG	TD	PD	FF	FR	TD	YDS	TK	S	A	FF	FR	S	A	
09/07	at Commanders	S	4	3	1	0.0	0.0	0	0	0	0	0	0	0	0	0	0	0	0	0	0	0	0	0	0	L	6-21
09/14	at Cowboys	S	11	8	3	0.0	0.0	2	4	0	1	0	0	0	2	0	0	0	0	0	0	0	0	0	0	L	37-40+
09/21	Chiefs	S	5	4	1	0.0	0.0	1	2	0	0	0	0	0	2	0	0	0	0	0	0	0	0	0	0	L	9-22
09/28	Chargers	P	2	2	0	0.0	0.0	0	0	0	1	56	56	0	4	0	0	0	0	0	0	0	0	0	0	W	21-18
10/05	at Saints	P	3	3	0	0.0	0.0	0	0	0	0	0	0	0	0	0	0	0	0	0	0	0	0	0	0	L	14-26
10/09	Eagles	S	3	2	1	0.0	0.0	1	2	0	0	0	0	0	0	0	1	0	0	0	0	0	0	0	0	W	34-17
10/19	at Broncos	S	9	9	0	0.0	0.0	1	1	0	0	0	0	0	0	0	0	0	0	0	0	0	0	0	0	L	32-33
10/26	at Eagles	P	2	2	0	0.0	0.0	0	0	0	0	0	0	0	1	0	0	0	0	0	0	0	0	0	0	L	20-38
2025 TOTALS		8-5	39	33	6	0.0	0.0	5	9	0	2	56	56	0	9	0	1	0	0	0	0	0	0	0	0	2-6	

+ - Overtime



JORDON RILEY  
DL #99

HEIGHT: 6-5  
WEIGHT: 315 lbs  
COLLEGE: OREGON  
HOW ACQUIRED: D7-'23  
NFL EXP.: 3 YEARS  
GIANTS EXP.: 3 YEARS



GIANTS  
SINCE 1960  
BIG BLUE  
GREEN

CAREER HIGHLIGHTS

- Has played in 21 games (five starts) for the Giants and made 20 tackles (11 solo) including 4 tackles for loss.
- In 2024, played in 13 games with five starts, totaled 12 tackles, 3 tackles for loss and 1 quarterback hit...Made his first career start at nose tackle vs. New Orleans (12/8/24) and recorded 2 tackles with 1 tackle for loss...Started each of the last five games.
- As a rookie in 2023, played in eight games and made 8 tackles, including 1 for lost yardage...Made his NFL debut vs. Dallas (9/10/23), recording 1 tackle for loss.

COLLEGE

- Played in 44 games during a collegiate career that took him to North Carolina, Garden City Community College in Kansas, Nebraska, and Oregon.
- As a senior at Oregon in 2022, he played 13 games and was credited with 21 tackles, 1.5 tackles for loss, a half-sack and 1 pass defended...Played 331 snaps on defense and 70 on special teams.
- Played at Nebraska in 2020 and 2021...Saw action in 17 games and recorded a total of 8 tackles and 1 tackle for loss...Academic All-Big Ten selection in 2021.

- In 2019, played in nine games at Garden City Community College...Finished with 26 tackles, 2.0 sacks and 3.5 tackles for loss...Was a leader on a Garden City defense that limited opponents to 289.0 yards of total offense and 125.0 rushing yards per game.
- In 2018, took a redshirt season in his second year at North Carolina...In 2017, played in five games as a true freshman and tallied 6 tackles.

PERSONAL

- Son of Reeshemah and James Kenan...Majored in child, youth and family studies.
- Nebraska Scholar-Athlete Honor Roll (Fall 2020; Spring 2020)...Graduated early from high school and enrolled at UNC in January, 2017...Played multiple positions on the defensive line...Played his first year of football as a sophomore...Also played basketball for Riverside.

MAIN TRANSACTIONS

- Originally a 7th-round (243rd pick overall) draft choice by the Giants in 2023.

JORDON RILEY'S NFL REGULAR SEASON DEFENSIVE STATISTICS

				TACKLES								INTERCEPTIONS							O. FUMB				ST					MISC	
DATE	TEAM	GP	GS	TK	S	A	TFL	YDS	SK	YDS	QBH	NO	YDS	LG	TD	PD	FF	FR	TD	YDS	TK	S	A	FF	FR	S	A		
2023	Giants	8	0	8	4	4	1	0	0.0	0.0	0	0	0	0	0	0	0	0	0	0	0	0	0	0	0	0	0		
2024	Giants	13	5	12	7	5	3	4	0.0	0.0	1	0	0	0	0	0	0	0	0	0	0	0	0	0	0	0	0		
2025	Giants	0	0	0	0	0	0	0	0.0	0.0	0	0	0	0	0	0	0	0	0	0	0	0	0	0	0	0	0		
NFL TOTALS		21	5	20	11	9	4	4	0.0	0.0	1	0	0	0	0	0	0	0	0	0	0	0	0	0	0	0	0		

SINGLE-GAME HIGHS: DEFENSIVE

Total Tackles 3 vs. Los Angeles Rams, Dec 31, 2023  
Solo Tackles 1 vs. Indianapolis Colts, Dec 29, 2024  
...10 more at 1.

Tackles For Loss 1 vs. Baltimore Ravens, Dec 15, 2024  
...2 more at 1.

2025 GAME-BY-GAME REGULAR-SEASON STATISTICS (GIANTS)

			TACKLES							INTERCEPTIONS					O. FUMB				ST				MISC					
DATE	OPPONENT	P/S	TK	S	A	SK	YDS	TFL	YDS	QBH	NO	YDS	LG	TD	PD	FF	FR	TD	YDS	TK	S	A	FF	FR	S	A	W/L	SCORE
09/07	at Commanders												PRACTICE SQUAD												L	6-21		
09/14	at Cowboys												PRACTICE SQUAD												L	37-40+		
09/21	Chiefs												PRACTICE SQUAD												L	9-22		
09/28	Chargers												PRACTICE SQUAD												W	21-18		
10/05	at Saints												PRACTICE SQUAD												L	14-26		
10/09	Eagles												PRACTICE SQUAD												W	34-17		
10/19	at Broncos												PRACTICE SQUAD												L	32-33		
10/26	at Eagles												PRACTICE SQUAD												L	20-38		
2025 TOTALS			0	0	0	0.0	0.0	0	0	0	0	0	0	0	0	0	0	0	0	0	0	0	0	0	0	0	2-6	
+ - Overtime																												



ROY ROBERTSON-HARRIS  
DT #95

HEIGHT: 6-7  
WEIGHT: 300 lbs  
COLLEGE: TEXAS-EL PASO  
HOW ACQUIRED: FA-'25  
NFL EXP.: 9 YEARS  
GIANTS EXP.: 1 YEAR



GIANTS SINCE 1960  
BIG BLUE  
GIANTS

CAREER HIGHLIGHTS

- Has appeared in 125 games (70 starts) and produced 222 tackles, 69 quarterback hits, 29 tackles for loss, 19.0 sacks, 15 passes defended and 1 fumble recovery...Also tallied 1 tackle on special teams...Has played in three postseason games and made two starts...Postseason totals include 14 tackles, 5 tackles for loss, 2 passes defended, 2 quarterback hits and 1.0 sack.
- Began his career with the Chicago Bears (2017-20)...Spent three and half seasons in Jacksonville (2021-24) before being traded to the Seattle Seahawks midway through the 2024 season.
- In 2024, played in six games and made two starts for the Jaguars...Traded to the Seahawks on 10/14/24...Finished with 20 tackles, 5 quarterback hits, 4 tackles for loss, 2.0 sacks and 1 pass defended.
- Started all 17 games for the Jaguars in both 2022 and 2023...Set a career-high 3.5 sacks in 2023.
- In his first season in Jacksonville in 2021, played in 14 games (13 starts)...Finished with 37 tackles, 9 quarterback hits, 3.0 sacks and 2 passes defended.
- 2020 marked Robertson-Harris' last season in Chicago...He appeared in eight games and recorded 10 tackles, 5 quarterback hits and 1 tackle for loss.
- Made seven starts across 15 games for Chicago in 2019...Produced 30 tackles, 10 quarterback hits, 3 tackles for loss, 3 passes defended and 2.5 sacks.
- From 2017-19 in Chicago, Robertson-Harris appeared in 44 games (seven starts, all in 2019) and combined for 64 tackles, 25 quarterback hits, 8 tackles for loss, 7.5 sacks and 6 passes defended.

COLLEGE

- Spent five years and played four seasons (2012-15) at the University of Texas at El-Paso (UTEP)...Redshirted his freshman year in 2011...Finished his collegiate career with 138 tackles, 26 tackles for loss, 10.5 sacks and 4 forced fumbles.
- Named a team captain as a senior in 2015...Started all 12 games and produced 51 tackles, 7.5 tackles for loss and 2.5 sacks.

PERSONAL

- Born in Oakland, CA...Is the son of Howard Harris and Trevell Robertson-Harris...Has two sisters and one brother...His cousin, Carl Nicks, played guard for the New Orleans Saints and Tampa Bay Buccaneers...Nicks was a two-time Pro Bowler, a first-team All-Pro in 2011 and a member of the Saints Super Bowl XLIV-winning team.
- Attended South Grand Prairie High School in Grand Prairie, TX...Rated a three-star prospect by Rivals.

MAIN TRANSACTIONS

- Signed as an undrafted free agent by the Chicago Bears on 5/6/16.
- Re-signed with the Bears on 4/15/19.
- Re-signed with the Bears on 4/15/20.
- Signed a three-year deal with the Jacksonville Jaguars on 3/17/21.
- Re-signed a three-year extension with the Jaguars on 2/27/23.
- Traded to the Seattle Seahawks on 10/14/24.
- Waived by the Seahawks on 3/4/25.
- Signed a two-year deal with the New York Giants on 3/10/25.

ROY ROBERTSON-HARRIS' NFL REGULAR SEASON DEFENSIVE STATISTICS

DATE	TEAM	GP	GS	TACKLES								INTERCEPTIONS					O. FUMB				ST				MISC		
				TK	S	A	TFL	YDS	SK	YDS	QBH	NO	YDS	LG	TD	PD	FF	FR	TD	YDS	TK	S	A	FF	FR	S	A
2017	Bears	13	0	12	7	5	2	7	2.0	7.0	4	0	0	0	0	1	0	0	0	0	1	1	0	0	1	0	0
2018	Bears	16	0	22	10	12	3	22	3.0	25.0	11	0	0	0	0	2	0	0	0	0	0	0	0	0	0	0	
2019	Bears	15	7	30	22	8	3	21	2.5	23.5	10	0	0	0	0	3	0	0	0	0	0	0	0	0	0	0	
2020	Bears	8	6	10	7	3	1	5	0.0	0.0	5	0	0	0	0	0	0	0	0	0	0	0	0	0	0	0	
2021	Jaguars	14	13	37	21	16	4	23	3.0	23.0	9	0	0	0	0	2	0	0	0	0	0	0	0	0	0	0	
2022	Jaguars	17	17	45	28	17	7	33	3.0	21.0	12	0	0	0	0	4	0	0	0	0	0	0	0	0	0	0	
2023	Jaguars	17	17	34	16	18	3	22	3.5	26.5	11	0	0	0	0	1	0	0	0	0	0	0	0	0	0	0	
2024	Jaguars	6	2	7	5	2	3	16	2.0	11.0	4	0	0	0	0	0	0	0	0	0	0	0	0	0	0	0	
Went from Jacksonville to Seattle.																											
2024	Seahawks	11	0	13	5	8	1	1	0.0	0.0	1	0	0	0	0	1	0	0	0	0	0	0	0	0	0	0	
2024	TOTAL	17	2	20	10	10	4	17	2.0	11.0	5	0	0	0	0	1	0	0	0	0	0	0	0	0	0	0	
2025	Giants	8	8	12	5	7	2	3	0.0	0.0	2	0	0	0	0	1	0	0	0	0	0	0	0	0	0	0	
NFL TOTALS		125	70	222	126	96	29	153	19.0	137.0	69	0	0	0	0	15	0	0	0	0	1	1	0	0	1	0	0

ROY ROBERTSON-HARRIS' NFL POSTSEASON DEFENSIVE STATISTICS																												
DATE	TEAM	GP	GS	TACKLES								INTERCEPTIONS						O. FUMB				ST					MISC	
				TK	S	A	TFL	YDS	SK	YDS	QBH	NO	YDS	LG	TD	PD	FF	FR	TD	YDS	TK	S	A	FF	FR	S	A	
2018	Bears	1	0	0	0	0	0	0	0.0	0.0	0	0	0	0	0	0	0	0	0	0	0	0	0	0	0	0		
2020	Bears	0	0	0	0	0	0	0	0.0	0.0	0	0	0	0	0	0	0	0	0	0	0	0	0	0	0	0		
2022	Jaguars	2	2	14	7	7	5	20	1.0	7.0	2	0	0	0	0	2	0	0	0	0	0	0	0	0	0	0		
NFL TOTALS		3	2	14	7	7	5	20	1.0	7.0	2	0	0	0	0	2	0	0	0	0	0	0	0	0	0	0		

SINGLE-GAME HIGHS: DEFENSIVE

Total Tackles	9 at Philadelphia Eagles, Oct 02, 2022	Tackles For Loss	2 vs. Indianapolis Colts, Sep 18, 2022
Solo Tackles	5 vs. Dallas Cowboys, Dec 18, 2022		...2 more at 2.
Sacks	1.5 vs. Minnesota Vikings, Sep 29, 2019	Special Teams Tackles	1 at Baltimore Ravens, Oct 15, 2017
Passes Defensed	1 at Denver Broncos, Oct 19, 2025	Special Teams Fumble Recoveries	1 vs. Atlanta Falcons, Sep 10, 2017
	...14 more at 1.		

SINGLE-GAME HIGHS - POSTSEASON: DEFENSIVE

Total Tackles	7 at Kansas City Chiefs, Jan 21, 2023	Passes Defensed	2 vs. Los Angeles Chargers, Jan 14, 2023
	...1 more at 7.	Tackles For Loss	4 vs. Los Angeles Chargers, Jan 14, 2023
Solo Tackles	5 vs. Los Angeles Chargers, Jan 14, 2023		
Sacks	1.0 vs. Los Angeles Chargers, Jan 14, 2023		

2025 GAME-BY-GAME REGULAR-SEASON STATISTICS (GIANTS)

DATE	OPPONENT	P/S	TACKLES							INTERCEPTIONS						O. FUMB				ST					MISC		W/L	SCORE
			TK	S	A	SK	YDS	TFL	YDS	QBH	NO	YDS	LG	TD	PD	FF	FR	TD	YDS	TK	S	A	FF	FR	S	A		
09/07	at Commanders	S	2	0	2	0.0	0.0	0	0	0	0	0	0	0	0	0	0	0	0	0	0	0	0	0	0	0	L	6-21
09/14	at Cowboys	S	0	0	0	0.0	0.0	0	0	0	0	0	0	0	0	0	0	0	0	0	0	0	0	0	0	0	L	37-40+
09/21	Chiefs	S	2	1	1	0.0	0.0	0	0	0	0	0	0	0	0	0	0	0	0	0	0	0	0	0	0	0	L	9-22
09/28	Chargers	S	0	0	0	0.0	0.0	0	0	0	0	0	0	0	0	0	0	0	0	0	0	0	0	0	0	0	W	21-18
10/05	at Saints	S	1	1	0	0.0	0.0	1	1	0	0	0	0	0	0	0	0	0	0	0	0	0	0	0	0	0	L	14-26
10/09	Eagles	S	1	1	0	0.0	0.0	1	2	0	0	0	0	0	0	0	0	0	0	0	0	0	0	0	0	0	W	34-17
10/19	at Broncos	S	3	0	3	0.0	0.0	0	0	2	0	0	0	0	1	0	0	0	0	0	0	0	0	0	0	0	L	32-33
10/26	at Eagles	S	3	2	1	0.0	0.0	0	0	0	0	0	0	0	0	0	0	0	0	0	0	0	0	0	0	0	L	20-38
2025 TOTALS		8-8	12	5	7	0.0	0.0	2	3	2	0	0	0	0	1	0	0	0	0	0	0	0	0	0	0	0	2-6	

+ - Overtime





# WAN'DALE ROBINSON

**WR #17**

(WAN-Dale)

HEIGHT: 5-8  
WEIGHT: 185 lbs  
COLLEGE: KENTUCKY  
HOW ACQUIRED: D2-'22  
NFL EXP.: 4 YEARS  
GIANTS EXP.: 4 YEARS



## 2025 SEASON HIGHLIGHTS

- Against the Eagles (10/9), totaled 6 receptions for 84 yards (14.0 avg) and 1 touchdown.
- In Dallas (9/14), caught 8 passes for 142 yards (17.8 avg.) and 1 touchdown.
- Caught 6 passes for 55 yards at Washington (9/7)...Also returned 2 kickoffs for 41 yards (20.5 avg.).

## CAREER HIGHLIGHTS

- Has played in 46 games with 25 starts across three seasons with the Giants...Has 214 receptions for 1,945 yards (9.1-yard avg.) and 7 touchdowns...Added 15 rushing attempts for 106 yards and 1 touchdown.
- In 2024, played in all 17 games with 7 starts...Caught 93 passes for 699 yards (7.5-yard avg.) and 3 touchdowns...Rushed 3 times for 18 yards...His 93 receptions ranked him 13th in the NFL in 2024...He led the NFL with 34 third-down receptions.
- The 2024 season was the first in Giants history in which they had 2 players (Malik Nabers, 109 receptions and Robinson, 93 receptions) each finish with 90+ receptions...The 202 combined catches by Nabers and Robinson were 34 more than the previous record for a Giants duo – 168 by Barkley and Beckham in 2018...Nabers' and Robinson's 202 catches topped all NFL duos last season.
- In 2023, played in 15 games with eight starts...Inactive for the season's first two games after being activated off the reserve/physically unable to perform list...Caught a team-high 60 passes for 525 yards (8.8-yard avg.) and 1 touchdown...Rushed 9 times for 87 yards (9.7-yard avg.) and 1 touchdown...Owned the 2nd-highest catch percentage (76.9%; 60 receptions on 78 targets) among wide receivers with at least 50 targets.
- Caught 6 passes for 55 yards and scored on a 24-yard run vs. the Los Angeles Rams (12/31/23)...It was the longest touchdown run by a Giants wideout since Jerrel Jernigan's 49-yarder against Washington on 12/29/13.
- As a rookie in 2022, played in six games with three starts...Totalled 23 receptions for 227 yards (9.9-yard avg.) and 1 touchdown...Was placed on season-ending injured reserve on 11/21/22 following a knee injury suffered in Week 11.

## NOTES TO KNOW

- Caught 93 passes in 2024, which is the 5th-highest mark in single season franchise history.
- Recorded 525 receiving yards and 87 rushing yards in 2023...Became the third Giants wide receiver to record 500+ receiving yards and 80+ rushing yards in a season (Amani Toomer in 2000 and Joe Morrison in 1966 and 1967).

## COLLEGE

- In three collegiate seasons – two at Nebraska and one at Kentucky - Robinson played in 31 games with 24 starts and caught 195 passes for 2,248 yards (11.5-yard avg.) and 10 touchdowns...Added 141 rushing attempts for 691 yards and 4 touchdowns, plus 7 punt returns and 11 kickoff returns...Transferred to Kentucky to be play closer to home.
- In 2021 at Kentucky, played in all 13 games with 12 starts and set career highs with a then school-record 104 receptions, 1,334 yards and 7 touchdowns...Also had 7 rushing attempts for 111 yards (15.9-yard avg.) and 6 punt returns for 20 yards...Named second-team All-SEC... Ranked 4th nationally and 2nd in the SEC in receptions per game (8.0)...Ranked 11th nationally and 2nd in the SEC in total receiving yards (1,334) and 12th nationally and 2nd in the conference in receiving yards per game (102.6).
- Became the 6th player in SEC history to catch at least 100 passes in a season.
- Named the MVP of the Vrbo Citrus Bowl after setting Kentucky bowl records with 10 receptions for 170 yards vs. Iowa...Caught 8 passes for a career-best 181 yards vs. New Mexico State.
- As a sophomore at Nebraska in 2020, started all eight games...Led the Huskers with 51 catches, 461 receiving yards and 696 all-purpose yards.
- In 2019, played in 10 games with four starts – three at wide receiver and one at running back...Named a second-team freshman All-American, an honorable-mention All-Big Ten selection, and was a two-time Big Ten Freshman of the Week...One of four finalists for the Paul Hornung Award, given to the nation's most versatile player...Caught 40 passes for 443 yards and 2 touchdowns while rushing for 340 yards and 3 scores...The 40 catches and 443 receiving yards were the most by a true freshman in Nebraska history.

## OFF-THE-FIELD ACTIVITY

- Co-founder of the Wanda Joyce Robinson Foundation, a foundation he co-founded with his father, which takes a holistic approach to breaking the generational cycle of incarceration...Visited Rutgers Newark Camp to attend the Vera Institute of Justice event to learn about continuing education opportunities for people currently and formerly incarcerated... After the team practice in Germany prior to the Sunday game, met with the 120 students that participated in the NFL Flag clinic... Met with members from the Wounded Warriors Project during their visit to the Quest Diagnostics Training Center to watch practice and enjoy a day with the Giants.

## PERSONAL

- Son of Victoria Davis and Dale Robinson...His dad played football at Western Kentucky...Has one younger sister, Eliza...Communication major.
- State's consensus top player as a senior at Western Hills High

School in Frankfort, KY, where he totaled 8,582 scrimmage yards (6,795 rushing and 1,787 receiving) and 118 offensive touchdowns...His 781 career points rank No. 2 in Kentucky history...After serving as a backup as a freshman on varsity, Robinson rushed for 2,014 yards and 28 touchdowns as a sophomore, adding 28 receptions for 434 yards and 3 touchdowns.

- As a junior, he rushed for 2,330 yards and 33 touchdowns and caught 25 passes for 343 yards and 6 scores.
- In his senior season, Robinson earned Kentucky's Mr. Football and the Gatorade Kentucky Player of the Year after finishing with

1,973 rushing yards, 725 receiving yards and 47 total touchdowns (30 rushing, 11 receiving, 2 punt returns, 2 touchdown passes, one interception and one fumble recovery)...On defense, Robinson accounted for 113 tackles, 12.0 tackles for loss, and 3 interceptions as a senior.

- Also lettered in track as a junior and participated in relays.

MAIN TRANSACTIONS

- Originally a 2nd-round (43rd pick overall) draft choice by the Giants in 2022.

WAN'DALE ROBINSON'S NFL REGULAR SEASON RUSHING/RECEIVING STATISTICS													
DATE	TEAM	GP	GS	RECEIVING					RUSHING				
				NO.	YDS.	AVG.	LG	TD	NO.	YDS.	AVG.	LG	TD
2022	Giants	6	3	23	227	9.9	19	1	2	-1	-0.5	4	0
2023	Giants	15	8	60	525	8.8	33	1	9	87	9.7	32	1
2024	Giants	17	7	93	699	7.5	35	3	3	18	6.0	14	0
2025	Giants	8	7	38	494	13.0	50	2	1	2	2.0	2	0
NFL TOTALS		46	25	214	1,945	9.1	50	7	15	106	7.1	32	1

SINGLE-GAME HIGHS: RUSHING/RECEIVING

Rush Attempts	2 vs. Green Bay Packers, Dec 11, 2023 ...1 more at 2.	Receiving TDs	1 vs. Philadelphia Eagles, Oct 09, 2025 ...6 more at 1.
Rushing Yards	36 vs. Green Bay Packers, Dec 11, 2023	All-Purpose Yards	142 at Dallas Cowboys, Sep 14, 2025
Longest Runs	32 vs. Green Bay Packers, Dec 11, 2023	Kickoff Returns	2 at Washington Commanders, Sep 07, 2025
Rushing TDs	1 vs. Los Angeles Rams, Dec 31, 2023	Kickoff Return Yards	41 at Washington Commanders, Sep 07, 2025
Receptions	11 vs. Dallas Cowboys, Sep 26, 2024	Longest Kickoff Return	21 at Washington Commanders, Sep 07, 2025
Receiving Yards	142 at Dallas Cowboys, Sep 14, 2025	Most TDs	1 vs. Philadelphia Eagles, Oct 09, 2025 ...7 more at 1.
Receiving Average	17.8 at Dallas Cowboys, Sep 14, 2025	Scrimmage Yards	142 at Dallas Cowboys, Sep 14, 2025
Longest Receptions	50 at Dallas Cowboys, Sep 14, 2025		

100-YARD RECEIVING GAMES (2): REGULAR SEASON

DATE	TEAM	NO.	YDS.	AVG.	LG	TD
11/20/22	LIONS	9	100	11.1	19	0
09/14/25	at Cowboys	8	142	17.8	50	1

2025 GAME-BY-GAME REGULAR-SEASON STATISTICS (GIANTS)

DATE	OPPONENT	P/S	RECEIVING					RUSHING					W/L	SCORE
			NO.	YDS.	AVG.	LG	TD	NO.	YDS.	AVG.	LG	TD		
09/07	at Commanders	P	6	55	9.2	20	0	0	0	0.0	0	0	L	6-21
09/14	at Cowboys	S	8	142	17.8	50	1	0	0	0.0	0	0	L	37-40+
09/21	Chiefs	S	1	26	26.0	26	0	0	0	0.0	0	0	L	9-22
09/28	Chargers	S	3	14	4.7	8	0	0	0	0.0	0	0	W	21-18
10/05	at Saints	S	5	30	6.0	12	0	1	2	2.0	2	0	L	14-26
10/09	Eagles	S	6	84	14.0	35†	1	0	0	0.0	0	0	W	34-17
10/19	at Broncos	S	6	95	15.8	23	0	0	0	0.0	0	0	L	32-33
10/26	at Eagles	S	3	48	16.0	34	0	0	0	0.0	0	0	L	20-38
2025 TOTALS		8-7	38	494	13.0	50	2	1	2	2.0	2	0	2-6	

+ - Overtime



# JON RUNYAN JR.

## G #76

HEIGHT: 6-4  
WEIGHT: 307 lbs  
COLLEGE: MICHIGAN  
HOW ACQUIRED: FA-'24  
NFL EXP.: 6 YEARS  
GIANTS EXP.: 2 YEARS



GIANTS  
SINCE 1960  
BIG BLUE  
GREEN

### CAREER HIGHLIGHTS

- Runyan has played in 88 regular-season games with 71 starts and in five postseason games with three starts...Never missed a game in his four seasons in Green Bay...In the regular season, has 43 starts at left guard and 28 at right guard...Has one start at left guard and two at right guard in the postseason.
- In his first season with the Giants in 2024, started all 13 games in which he played at left guard...Helped Tyrone Tracy Jr. rush for 839 yards, the 2nd-highest total by a rookie in Giants history...Injured his ankle vs. New Orleans (12/8/24) and was placed on season-ending injured reserve.
- In 2023, started all 19 regular season and postseason games at right guard in his final season in Green Bay...Integral part of an that finished 11th in the NFL in total yards (345.5 a game) and scoring (22.5 a game) and advanced to the NFC divisional playoffs.
- In 2022, started all 17 games – the first six at left guard, the last 11 at right guard – and was part of a line that helped the Packers rank No. 7 in the NFL in sacks allowed (32).
- In 2021, played in all 17 games, including starts at left guard in each of the final 16 games, plus another in the postseason...Did not commit a penalty all season.
- As a rookie in 2020, played in all 16 regular-season and two postseason games...Became the first Green Bay offensive lineman drafted in the 6th round or later to play in every game as a rookie since Mark Tauscher in 2000.

### COLLEGE

- Played in 32 games with 25 starts (24 at left tackle, one at right tackle) at Michigan...Earned first-team All-Big Ten honors from the conference's coaches as both a junior and a senior, and first-team recognition from the media as a senior in 2019...Was a 2-time recipient (2018-19) of the Hugh R. Radar Award as Michigan's top offensive lineman.
- As a senior in 2019, started the final 11 games...First-team All-Big Ten honors...Missed the first two games of the season due to injury.
- In 2018, started all 13 contests at left tackle...First-team All-Big Ten...Made his first career start at Notre Dame.
- As a sophomore in 2017, played in eight games with one start at right tackle...Missed the entirety of the 2016 season with an injury.

### OFF-THE-FIELD ACTIVITY

- Attended the Tom Coughlin Jay Fund's Father's Day Dinner to enjoy dinner and spend time with fathers who's child is battling cancer... Helped honor the firefighters who gave their lives on Sept. 11, 2001, with a visit to Engine 15, Ladder 18, Battalion 4 where they learned about the firefighters who passed away and spent time and shared a meal with firefighters... Participated in Jingle Jam, where he helped spread holiday joy to more than 500 New Jersey foster children, spending time with them and assisting with the gift distribution... Represented Society of St. Vincent De Paul during Week 13 of the NFL season for My Cause My Cleats... After the team practice in Germany prior to the Sunday game, met with the 120 students that participated in the NFL Flag clinic... Met with members from the Wounded Warriors Project during their visit to the Quest Diagnostics Training Center to watch practice and enjoy a day with the Giants.

### PERSONAL

- Given name Jon Daniel Runyan, Jr....Born in Houston...His father, Jon Sr., was an All-Big Ten selection at Michigan in 1995 and went on to play 14 seasons in the NFL as an offensive tackle with the Houston Oilers/Tennessee Titans (1996-99), Philadelphia Eagles (2000-08) and San Diego Chargers (2009)...Jon Sr. also served as the U.S. Representative for New Jersey's 3rd congressional district from 2011 to 2015 and currently works for the NFL as the vice president of policy and rules administration...His sister, Bella, played basketball at Villanova...Studied abroad in May 2017 in Barcelona, Spain...Earned his degree in sociology.
- Earned first-team all-state honors at St. Joseph's Preparatory School in Philadelphia, where he helped the Hawks win two straight PIAA Class AAAA state titles...Anchored a line that helped the offense average 201.5 rushing yards per game...Also served as the kicker, earning second-team All-Philadelphia Catholic League honors as a senior.

### MAIN TRANSACTIONS

- Originally a 6th-round (192nd pick overall) draft choice by the Green Bay Packers in 2020.
- Signed as a free agent by the Giants on 3/13/24.

JON RUNYAN JR.'S NFL REGULAR SEASON STATISTICS			
DATE	TEAM	GP	GS
2020	Packers	16	0
2021	Packers	17	16
2022	Packers	17	17
2023	Packers	17	17
2024	Giants	13	13
2025	Giants	8	8
NFL TOTALS		88	71

JON RUNYAN JR.'S NFL POSTSEASON STATISTICS			
DATE	TEAM	GP	GS
2020	Packers	2	0
2021	Packers	1	1
2023	Packers	2	2
NFL TOTALS		5	3

2025 GAME-BY-GAME REGULAR-SEASON STATISTICS (GIANTS)					
DATE	OPPONENT	P/S		W/L	SCORE
09/07	at Commanders	S		L	6-21
09/14	at Cowboys	S		L	37-40+
09/21	Chiefs	S		L	9-22
09/28	Chargers	S		W	21-18
10/05	at Saints	S		L	14-26
10/09	Eagles	S		W	34-17
10/19	at Broncos	S		L	32-33
10/26	at Eagles	S		L	20-38
2025 TOTALS		8-8		2-6	

+ - Overtime



AUSTIN SCHLOTTMANN

OL #65

(SHLOTE-man)

HEIGHT: 6-6  
WEIGHT: 300 lbs  
COLLEGE: TCU  
HOW ACQUIRED: FA-'24  
NFL EXP.: 7 YEARS  
GIANTS EXP.: 2 YEARS



GIANTS  
SINCE 1960  
BIG BLUE  
GREEN

CAREER HIGHLIGHTS

- Has played in 76 regular-season games with 15 starts for Denver, Minnesota, and the Giants...Made his first six starts at right guard and the last nine starts at center.
- In 2024, appeared in one game with Giants, the season finale at Philadelphia.
- In 2023, played in nine games with three starts at center for the Vikings...Started at Philadelphia (9/14/23), vs. the Chargers (9/24/23), and at Carolina (10/1/23).
- In his first season with Minnesota in 2022, tied his career highs with 16 games played and four starts...Started for the first time as a Viking at Detroit (12/11/22)...Started and played every offensive snap vs. Indianapolis (12/17/22).
- In 2021, played in 12 games with one start – at Las Vegas (12/26/21) for the Broncos.
- Played in 32 games for Denver in 2019 and 2020...Made six starts at right guard...Appeared in his first NFL game at Oakland (9/9/19) and started for the first time at Houston (12/8/19)...Spent the entire 2018 season on the Broncos' practice squad.

COLLEGE

- Played in 51 games with 29 starts at Texas Christian...As a senior in 2017, started eight games at center and six at right guard and

was named honorable mention All-Big 12.

- In 2016, started 11 games and was named second-team all-conference, despite missing two league games due to injury.
- In 2015, played in 13 games with four starts at center and right guard...As a true freshman in 2014, played in all 13 games.

PERSONAL

- Last name is pronounced SHLOTE-man...Standout lineman at Brenham (Texas) High School...As a senior, named 4A first-team all-state...Did not allow a sack and helped anchor an offense that totaled almost 6,000 yards...Selected first-team all-district accolades as a sophomore and junior.

MAIN TRANSACTIONS

- Originally signed as a rookie free agent by the Denver Broncos on 5/1/18.
- Waived by the Broncos' on 9/2/18 and signed to their practice squad on 9/3/18.
- Signed to a reserve/futures contract by the Broncos on 12/31/18.
- Waived by the Broncos on 8/31/21 and signed to their practice squad on 9/1/21.
- Signed to Denver's active roster on 11/9/21
- Signed as a free agent by the Minnesota Vikings on 3/18/22.
- Signed as a free agent by the Giants on 3/15/24.

AUSTIN SCHLOTTMANN'S NFL REGULAR SEASON STATISTICS			
DATE	TEAM	GP	GS
2019	Broncos	16	4
2020	Broncos	16	2
2021	Broncos	10	1
2022	Vikings	16	4
2023	Vikings	9	3
2024	Giants	1	0
2025	Giants	8	1
NFL TOTALS		76	15

AUSTIN SCHLOTTMANN'S NFL POSTSEASON STATISTICS			
DATE	TEAM	GP	GS
2022	Vikings	0	0
NFL TOTALS		0	0

2025 GAME-BY-GAME REGULAR-SEASON STATISTICS (GIANTS)

DATE	OPPONENT	P/S	W/L	SCORE
09/07	at Commanders	P	L	6-21
09/14	at Cowboys	P	L	37-40+
09/21	Chiefs	P	L	9-22
09/28	Chargers	P	W	21-18
10/05	at Saints	P	L	14-26
10/09	Eagles	P	W	34-17
10/19	at Broncos	S	L	32-33
10/26	at Eagles	P	L	20-38
2025 TOTALS		8-1	2-6	

+ - Overtime





JOHN MICHAEL SCHMITZ JR.  
C #61

HEIGHT: 6-4  
WEIGHT: 320 lbs  
COLLEGE: MINNESOTA  
HOW ACQUIRED: D2-'23  
NFL EXP.: 3 YEARS  
GIANTS EXP.: 3 YEARS



GIANTS SINCE 1965 BIG BLUE G-M-E-N

CAREER HIGHLIGHTS

- In three seasons, Schmitz has started all 35 regular-season games in which he played at center.
- In 2024, started each of the first 15 games at center...Inactive for the season's final two games with an ankle injury.
- As a rookie in 2023, started all 13 games in which he played at center...Schmitz's 13 starts at center were the most by an NFL rookie in 2023...When Schmitz started vs. Dallas (9/10/23), he became the first rookie center to start a season opener for the Giants since Derek Engler in 1997.
- In addition to Schmitz, rookie cornerbacks Deonte Banks (1st round) and Tre Hawkins III (6th round) started the opener...The Giants started three rookie draft choices in their season opener for the first time since 2018, when running back Saquon Barkley, left guard Will Hernandez, and defensive lineman B.J. Hill all played the first snap.

COLLEGE

- Spent six seasons at Minnesota, a redshirt year in 2017 and five seasons on the field...Played in 57 games with 35 starts...Academic All-Big Ten in five consecutive seasons (2018-22)...Schmitz was the 5th Gopher ever to be both an All-American for his play on the field and an Academic All-American, joining Bob Hobert (1956), Bob Stein (1968), Greg Eslinger (2004, 2005), and Maxx Williams (2014).
- In 2022, started all 12 regular-season games at center...Opted out of the Pinstripe Bowl and accepted an invitation to the Senior Bowl...Selected AP and FWAA first-team All-American.
- Voted first-team All-Big Ten by coaches and media...In 2021, started all 13 games at center...Selected second-team All-Big Ten by the conference coaches and third-team by the media...In the abbreviated 2020 season, started six games at center.
- In 2019, played in 13 games, including his first four career

starts...Received the school's RTB Trust Award...Made his first career start at center vs. Nebraska and helped the Gophers rush for 322 yards and 4 touchdowns.

- As a redshirt freshman in 2018, played in all 13 games, primarily on special teams...Made his collegiate debut vs. New Mexico State...Redshirted in 2017.

PERSONAL

- Son of John and Deborah Schmitz...Married to Daniella...Has 2 older sisters (Gabrielle and Hannah) and one younger brother (Jack)...Graduated with a degree in sport management...Grew up on the South Side of Chicago.
- Initially attended Marian Catholic High School in Chicago Heights, where he played defensive end on the freshman team...As a sophomore, Schmitz moved up to varsity and was a two-way starter on the offensive and defensive lines...Seeking to play for a larger program, he transferred to Homewood-Flossmoor High School in Flossmoor, IL...Started at left tackle his junior and senior seasons when the Vikings were 20-3 and averaged more than 40 points a game.
- As a senior, named IHSFCA 8A all-state and earned all-state honors from the Champaign-Urbana News-Gazette and Chicago Tribune...Selected to the Southwestern Suburban all-conference team...Also lettered in wrestling.
- Originally committed to play for coach P.J. Fleck at Western Michigan...When Fleck was named the coach at Minnesota, Schmitz, who never visited the Minnesota campus but had a strong desire to play in the Big Ten, was one of several recruits to follow Fleck to Minneapolis.

MAIN TRANSACTIONS

- Originally a 2nd-round (57th pick overall) draft choice by the Giants in 2023.

JOHN MICHAEL SCHMITZ JR.'S NFL REGULAR SEASON STATISTICS

DATE	TEAM	GP	GS
2023	Giants	13	13
2024	Giants	15	15
2025	Giants	7	7
NFL TOTALS		35	35

2025 GAME-BY-GAME REGULAR-SEASON STATISTICS (GIANTS)

DATE	OPPONENT	P/S		W/L	SCORE
09/07	at Commanders	S		L	6-21
09/14	at Cowboys	S		L	37-40+
09/21	Chiefs	S		L	9-22
09/28	Chargers	S		W	21-18
10/05	at Saints	S		L	14-26
10/09	Eagles	S		W	34-17
10/19	at Broncos		ON INACTIVE LIST	L	32-33
10/26	at Eagles	S		L	20-38
2025 TOTALS		7-7		2-6	

+ - Overtime



# DEVIN SINGLETARY

RB #26

HEIGHT: 5-7  
WEIGHT: 203 lbs  
COLLEGE: FLORIDA ATLANTIC  
HOW ACQUIRED: FA-'24  
NFL EXP.: 7 YEARS  
GIANTS EXP.: 2 YEARS



## HONORS

- AFC Offensive Player of the Week: 2023 Week 10

## CAREER HIGHLIGHTS

- Singletary has played in 101 regular-season games with 72 starts and in 10 postseason games with nine starts for Buffalo and Houston...Regular-season totals include 1,029 rushing attempts for 4,570 yards (4.4-yard avg.), and 24 touchdowns, with a long run of 51 yards, plus 199 receptions for 1,311 yards and 4 scores...Completed his only career passing attempt for a touchdown...Singletary has gained 5,769 scrimmage yards and exceeded 1,000 yards in three of the last five seasons...In the playoffs, Singletary has 93 carries for 389 yards (4.2-yard avg.) and 4 touchdowns and 34 catches for 247 yards.
- In his first season with the Giants, Singletary played in 15 games with five starts...Totaled 113 rushing attempts on 437 yards (3.9-yard avg.) and 4 touchdowns...Recorded 21 receptions for 199 yards (5.7-yard avg.)...Rushed for a season-high 95 yards on 16 carries (5.9-yard avg.), and scored his first touchdown on a 7-yard run at Washington (9/15)
- In his only season in Houston in 2023, Singletary played all 17 regular-season games with 10 starts and started both of the Texans' postseason games...Amassed career-high totals of 216 rushing attempts for 898 yards...Caught 30 passes for 193 yards...Posted a career-high three games in which he rushed for 100+ yards.
- Rushed for 25 yards on 7 carries, caught one pass for 11 yards and threw a 6-yard touchdown pass to Dalton Schultz vs. Pittsburgh (10/1/23)...Became the 3rd Texans
- running back to throw a touchdown pass, joining James Allen (2002) and Arian Foster (2014).
- Named AFC Offensive Player of the Week after recording career-highs in rushing attempts (30) and yards (150) while scoring his first touchdown of the season on 6-yard run at Cincinnati (11/12/23)...His 150 rushing yards marked the 16th time that a Texan has rushed for 150-plus yards in a game...Gained a career-high 170 scrimmage yards (121 rushing on 26 carries, 49 receiving on 4 catches) in an overtime win at Tennessee (12/17/23).
- In 2022, started all 16 regular-season games in which he played and both Bills' postseason games in his final season in Buffalo...Led the team with 819 rushing yards and 5 touchdowns on 177 carries (4.6-yard avg.). Also posted a career-high 280 receiving yards on 38 catches.
- In 2021, played in all 17 regular-season games with 16 starts and started both of Buffalo's postseason games...Finished with a team-high 870 rushing yards and 7 touchdowns on 188 carries (4.6-yard avg.) and also totaled 228 receiving yards and 1 touchdown on 40 receptions...Scored a touchdown in 6 consecutive games (regular and postseason) to end the 2021 season.
- In 2020, started all 16 regular-season games and played in three

postseason games with two starts...Led the Bills with 687 rushing yards and 2 touchdowns on 156 rushing attempts, (4.4-tard avg.) while also recording 269 yards on 38 receptions...In the playoffs, totaled 63 rushing yards on 16 attempts.

- As a rookie in 2019, played in 12 regular-season games with eight starts and started the AFC Wild Card Game...Tallied 151 carries for a team-high 775 yards (and 2 touchdowns)...Added 194 receiving yards and 2 scores on 29 catches...receptions (6.7 avg)...Averaged a career-best 5.13 yards-per-carry, the highest average among all running backs with at least 150 carries in 2019.

## COLLEGE

- Played three seasons (2016-18) for Florida Atlantic University...In three seasons, rushed for a school-record 4,287 yards on 714 carries (6.0-yard avg.) and 66 touchdowns (the 6th-highest total in FBS history), plus 51 catches for 397 yards and 1 score.
- As a junior in his final season in 2018, rushed for 1,339 yards and 22 touchdowns on 262 attempts...Recorded a program and personal-high 5 touchdowns, including a C-USA record-tying 4 touchdowns in the first quarter, vs. Bethune-Cookman...Named to the Doak Walker, Maxwell and Walter Camp Award watch lists.
- In 2017, set career-highs in rushing attempts (301), yards (1,920), touchdowns (32), and average yards per game (137.1).
- As a true freshman in 2016, ran for 1,021 yards and 12 touchdowns on 152 carries (6.7-yard avg.).

## OFF-THE-FIELD ACTIVITY

- Participated in the Built Ford Tough Field Day at the Quest Diagnostic Training Center for the 10 high school girls flag football champions from leagues supported by the Giants... Hosted the Motor Night of Comedy event with his Devin Singletary Foundation to benefit St. Barnabas Hospital... After the team practice in Germany prior to the Sunday game, met with the 120 students that participated in the NFL Flag clinic... Met with members from the Wounded Warriors Project during their visit to the Quest Diagnostics Training Center to watch practice and enjoy a day with the Giants.

## PERSONAL

- Son of Devonn Singletary, Sr. and Sabrina Singletary...Born in Fort Lauderdale, FL.
- Attended American Heritage-Delray High School in Delray, Beach, FL...Two-time first-team All-state selection and three-time first-time All-Country Offensive Player of the Year...Also named Fred Taylor Offensive Player of the Year...Finished his high school career with 4,975 rushing yards, the 2nd-highest total in school history.

MAIN TRANSACTIONS

- Originally a 3rd-round (74th pick overall) draft choice by the

- Buffalo Bills.
- Signed as a free agent by the Houston Texans on 3/21/23.
- Signed as a free agent by the New York Giants on 3/13/24.

DEVIN SINGLETARY'S NFL REGULAR SEASON RUSHING/RECEIVING STATISTICS

DATE	TEAM	GP	GS	RUSHING					RECEIVING				
				NO.	YDS.	AVG.	LG	TD	NO.	YDS.	AVG.	LG	TD
2019	Bills	12	8	151	775	5.1	38	2	29	194	6.7	49	2
2020	Bills	16	16	156	687	4.4	51†	2	38	269	7.1	34	0
2021	Bills	17	16	188	870	4.6	46†	7	40	228	5.7	19	1
2022	Bills	16	16	177	819	4.6	33†	5	38	280	7.4	22	1
2023	Texans	17	10	216	898	4.2	24	4	30	193	6.4	41	0
2024	Giants	15	5	113	437	3.9	43	4	21	119	5.7	23	0
2025	Giants	8	1	28	84	3.0	8	0	3	28	9.3	28	0
NFL TOTALS		101	72	1,029	4,570	4.4	51†	24	199	1,311	6.6	49	4

DEVIN SINGLETARY'S NFL POSTSEASON RUSHING/RECEIVING STATISTICS

DATE	TEAM	GP	GS	RUSHING					RECEIVING				
				NO.	YDS.	AVG.	LG	TD	NO.	YDS.	AVG.	LG	TD
2019	Bills	1	1	13	58	4.5	18	0	6	76	12.7	38	0
2020	Bills	3	2	16	63	3.9	13	0	8	44	5.5	14	0
2021	Bills	2	2	26	107	4.1	16†	3	7	38	5.4	15	0
2022	Bills	2	2	16	73	4.6	13	0	5	37	7.4	16	0
2023	Texans	2	2	22	88	4.0	29	1	8	52	6.5	26	0
NFL TOTALS		10	9	93	389	4.2	29	4	34	247	7.3	38	0

DEVIN SINGLETARY'S NFL REGULAR SEASON RETURN STATISTICS

KICKOFF RETURNS							PUNT RETURNS					
DATE	TEAM	RET.	YDS.	AVG.	LG	TD	NO.	FC	YDS.	AVG.	LG	TD
2019	Bills	0	0	0.0	0	0	0	0	0	0.0	0	0
2020	Bills	0	0	0.0	0	0	0	0	0	0.0	0	0
2021	Bills	0	0	0.0	0	0	0	0	0	0.0	0	0
2022	Bills	0	0	0.0	0	0	0	0	0	0.0	0	0
2023	Texans	4	90	22.5	35	0	0	0	0	0.0	0	0
2024	Giants	0	0	0.0	0	0	0	0	0	0.0	0	0
2025	Giants	9	238	26.4	33	0	0	0	0	0.0	0	0
NFL TOTALS		13	328	25.2	35	0	0	0	0	0.0	0	0

SINGLE-GAME HIGHS: RUSHING/RECEIVING

- Rush Attempts

Rushing Yards

Rushing Average

Longest Runs

Rushing TDs
- 30 at Cincinnati Bengals, Nov 12, 2023

150 at Cincinnati Bengals, Nov 12, 2023

8.8 at Chicago Bears, Dec 24, 2022

51† at Denver Broncos, Dec 19, 2020

2 vs. Minnesota Vikings, Nov 13, 2022

...1 more at 2.
- Receptions

Receiving Yards

Receiving Average

Longest Receptions
- 9 at Miami Dolphins, Sep 25, 2022

78 at Miami Dolphins, Sep 25, 2022

15.0 vs. Washington Redskins, Nov 03, 2019

49 vs. Washington Redskins, Nov 03, 2019

- Receiving TDs

All-Purpose Yards

Kickoff Returns

Kickoff Return Yards

Longest Kickoff Return

Kickoff Return Average

Most TDs
- 1 at Miami Dolphins, Sep 25, 2022

...3 more at 1.

170 at Tennessee Titans, Dec 17, 2023

5 vs. Kansas City Chiefs, Sep 21, 2025

134 vs. Kansas City Chiefs, Sep 21, 2025

35 vs. Pittsburgh Steelers, Oct 01, 2023

26.8 vs. Kansas City Chiefs, Sep 21, 2025

2 vs. Minnesota Vikings, Nov 13, 2022

...2 more at 2.
- Miscellaneous Tackles

Scrimmage Yards
- 1 at Carolina Panthers, Oct 29, 2023

...4 more at 1.

170 at Tennessee Titans, Dec 17, 2023

SINGLE-GAME HIGHS - POSTSEASON: RUSHING/RECEIVING

- Rush Attempts

Rushing Yards

Rushing Average
- 16 vs. New England Patriots, Jan 15, 2022

81 vs. New England Patriots, Jan 15, 2022

5.1 vs. Cleveland Browns, Jan 13, 2024

...1 more at 5.1.
- Longest Runs

Rushing TDs

Receptions
- 29 vs. Cleveland Browns, Jan 13, 2024

2 vs. New England Patriots, Jan 15, 2022

6 at Houston Texans, Jan 04, 2020

- Receiving Yards

Receiving Average

Longest Receptions

All-Purpose Yards

Most TDs
- 76 at Houston Texans, Jan 04, 2020

12.7 at Houston Texans, Jan 04, 2020

38 at Houston Texans, Jan 04, 2020

134 at Houston Texans, Jan 04, 2020

2 vs. New England Patriots, Jan 15, 2022

100-YARD RUSHING GAMES (6): REGULAR SEASON

DATE	TEAM	ATT.	YDS.	AVG.	LG	TD
11/24/19	BRONCOS	21	106	5.0	11	0
01/02/22	FALCONS	23	110	4.8	20	2
12/24/22	at Bears	12	106	8.8	33†	1
11/12/23	at Bengals	30	150	5.0	22	1
11/19/23	CARDINALS	22	112	5.1	21	1
12/17/23	at Titans	26	121	4.7	19	0

2025 GAME-BY-GAME REGULAR-SEASON STATISTICS (GIANTS)

DATE	OPPONENT	P/S	RUSHING					RECEIVING					W/L	SCORE
			NO.	YDS.	AVG.	LG	TD	NO.	YDS.	AVG.	LG	TD		
09/07	at Commanders	P	3	9	3.0	8	0	0	0	0.0	0	0	L	6-21
09/14	at Cowboys	S	1	4	4.0	4	0	1	-4	-4.0	-4	0	L	37-40+
09/21	Chiefs	P	4	11	2.8	4	0	0	0	0.0	0	0	L	9-22
09/28	Chargers	P	7	28	4.0	8	0	0	0	0.0	0	0	W	21-18
10/05	at Saints	P	6	20	3.3	7	0	1	4	4.0	4	0	L	14-26
10/09	Eagles	P	3	10	3.3	6	0	0	0	0.0	0	0	W	34-17
10/19	at Broncos	P	2	2	1.0	2	0	0	0	0.0	0	0	L	32-33
10/26	at Eagles	P	2	0	0.0	3	0	1	28	28.0	28	0	L	20-38
2025 TOTALS		8-1	28	84	3.0	8	0	3	28	9.3	28	0	2-6	

+ - Overtime



CAM SKATTEBO

RB #44

(SKAT-eh-boo)

HEIGHT: 5-11  
WEIGHT: 215 lbs  
COLLEGE: ARIZONA STATE  
HOW ACQUIRED: D4-'25  
NFL EXP.: R  
GIANTS EXP.: R



GIANTS  
SINCE 1960  
BIG BLUE  
GREEN

CAREER HIGHLIGHTS

- In Week 8 (10/26) at Philadelphia, has 3 rushing attempts for 12 yards (4.0 avg.)...Through the air, tallied 1 reception for 18 yards and a score.
- At Denver in Week 7 (10/19), rushed 16 times for 60 yards (3.8 avg.)...Also recorded 3 receptions for 34 yards and his first receiving touchdown.
- Started his third game this season against the Eagles (10/9) and rushed 19 times for 98 yards (5.2 avg.) and 3 scores...Through the air, caught 2 passes for 155 yards (7.8 avg.).
- In Week 5 (10/5) at New Orleans, had 15 rushing attempts for 59 yards (3.9 avg.) and 6 receptions for 45 yards (7.5 avg.).
- Against the Chargers in Week 4 (9/28), recorded 25 rushing attempts for 79 yards (3.2 avg.) and 2 receptions for 11 yards (8.2 avg.).
- Played his third game this season against the Chiefs (9/21) and rushed 10 times for 60 yards (6.0 avg.) and 1 touchdown...Also tallied 6 receptions for 61 yards (10.2 avg.) with a long catch of 21 yards.
- In Week 2 at Dallas (9/14), rushed 11 times for 45 yards and 1 touchdown...Caught 2 passes for 14 yards.
- Made his NFL debut at Washington (9/7)...Rushed 2 times for -3 yards and caught 2 passes for 12 yards.

COLLEGE

- Played two seasons at Sacramento State (2021-22) before transferring to Arizona State, where he spent the 2023 and 2024 seasons...Played in 49 games (35 starts) across his collegiate career...Rushed 709 times for 4,386 yards and 43 touchdowns...Through the air, caught 112 passes for 1,386 yards and 8 touchdowns...Also attempted 17 passes in college and completed 7 of them for 172 yards, 2 touchdowns and 1 interception.
- Helped lead Arizona State to its first ever College Football Playoff appearance in 2024 after winning the Big 12

Championship...Started all 13 games he played in and rushed for 1,711 yards and 21 touchdowns on 293 attempts...Caught 45 passes for 605 yards and 3 touchdowns...He finished 5th in the 2024 Heisman Trophy voting and set Arizona State single-season school records for rushing yards, rushing touchdowns and total touchdowns...Earned first-team All-Big 12 honors.

- 2023 marked Skattebo's first season at Arizona State...He played in 12 games (seven starts) and rushed 164 times for 783 yards and 9 touchdowns...Hauled in 24 passes for 286 yards and 1 touchdown...Also punted 8 times for 338 yards for an average of 42.3 yards per punt.
- In his final season at Sacramento State in 2022, named the Big Sky Offensive Player of the Year and was a first-team All-Big Sky selection...Rushed 195 times for 1,372 yards and 7 touchdowns...Added 31 catches for 371 yards and 3 touchdowns in the passing game.
- In 2021, Skattebo made four starts across 11 games and rushed 57 times for 520 yards and 6 touchdowns...Made 12 receptions for 124 yards and 1 touchdown.
- His true freshman season (2020) was canceled due to the COVID-19 pandemic.

PERSONAL

- Is the son of Leonard and Becky...Has three siblings...Was born and raised in Rio Linda, California, which is just north of Sacramento.
- Didn't have any FBS offers coming out of high school...Was a zero-star recruit who received two FCS offers despite rushing for 6,192 yards and 60 touchdowns throughout his high school career...Also played baseball and basketball.

MAIN TRANSACTIONS

- Originally a 4th-round (105th overall) draft choice by the Giants in 2025.

CAM SKATTEBO'S NFL REGULAR SEASON RUSHING/RECEIVING STATISTICS

DATE	TEAM	GP	GS	RUSHING					RECEIVING				
				NO.	YDS.	AVG.	LG	TD	NO.	YDS.	AVG.	LG	TD
2025	Giants	8	5	101	410	4.1	24	5	24	207	8.6	21	2
NFL TOTALS		8	5	101	410	4.1	24	5	24	207	8.6	21	2

CAM SKATTEBO'S NFL REGULAR SEASON RETURN STATISTICS

KICKOFF RETURNS							PUNT RETURNS					
DATE	TEAM	RET.	YDS.	AVG.	LG	TD	NO.	FC	YDS.	AVG.	LG	TD
2025	Giants	0	0	0.0	0	0	0	0	0	0.0	0	0
NFL TOTALS		0	0	0.0	0	0	0	0	0	0.0	0	0



SINGLE-GAME HIGHS: RUSHING/RECEIVING

**Rush Attempts** 25 vs. Los Angeles Chargers, Sep 28, 2025  
**Rushing Yards** 98 vs. Philadelphia Eagles, Oct 09, 2025  
**Rushing Average** 6.0 vs. Kansas City Chiefs, Sep 21, 2025  
**Longest Runs** 24 at Dallas Cowboys, Sep 14, 2025  
**Rushing TDs** 3 vs. Philadelphia Eagles, Oct 09, 2025  
**Receptions** 6 at New Orleans Saints, Oct 05, 2025  
...1 more at 6.  
**Receiving Yards** 61 vs. Kansas City Chiefs, Sep 21, 2025

**Receiving Average** 11.3 at Denver Broncos, Oct 19, 2025  
**Longest Receptions** 21 vs. Kansas City Chiefs, Sep 21, 2025  
**Receiving TDs** 1 at Denver Broncos, Oct 19, 2025  
**All-Purpose Yards** 121 vs. Kansas City Chiefs, Sep 21, 2025  
**Most TDs** 3 vs. Philadelphia Eagles, Oct 09, 2025  
**Scrimmage Yards** 121 vs. Kansas City Chiefs, Sep 21, 2025

2025 GAME-BY-GAME REGULAR-SEASON STATISTICS (GIANTS)

			RUSHING					RECEIVING					W/L	SCORE
DATE	OPPONENT	P/S	NO.	YDS.	AVG.	LG	TD	NO.	YDS.	AVG.	LG	TD		
09/07	at Commanders	P	2	-3	-1.5	-1	0	2	12	6.0	6	0	L	6-21
09/14	at Cowboys	P	11	45	4.1	24	1	2	14	7.0	9	0	L	37-40+
09/21	Chiefs	P	10	60	6.0	13†	1	6	61	10.2	21	0	L	9-22
09/28	Chargers	S	25	79	3.2	16	0	2	11	5.5	7	0	W	21-18
10/05	at Saints	S	15	59	3.9	9	0	6	45	7.5	15	0	L	14-26
10/09	Eagles	S	19	98	5.2	18	3	2	12	6.0	8	0	W	34-17
10/19	at Broncos	S	16	60	3.8	18	0	3	34	11.3	13†	1	L	32-33
10/26	at Eagles	S	3	12	4.0	5	0	1	18	18.0	18†	1	L	20-38
2025 TOTALS		8-5	101	410	4.1	24	5	24	207	8.6	21	2	2-6	

+ - Overtime



# DARIUS SLAYTON

## WR #18

HEIGHT: 6-1  
WEIGHT: 198 lbs  
COLLEGE: AUBURN  
HOW ACQUIRED: D5-'19  
NFL EXP.: 7 YEARS  
GIANTS EXP.: 7 YEARS



### HONORS

- 2024 Walter Payton Man of the Year nominee

### CAREER HIGHLIGHTS

- Has played in 98 regular-season games with 71 starts and started both postseason games in which he played for the Giants...Regular-season totals include 273 receptions for 4,089 yards (15.0-yard avg.) and 21 touchdowns, with a long catch of 80 yards for a touchdown...Also has 9 kickoff returns for a 21.0-yard average.
- In the playoffs, he has 5 receptions for 92 yards (18.4-yard avg.) and 1 rushing attempt for 3 yards.
- In 2024, played in 16 games with 13 starts...Did not play due to a concussion at Carolina (11/10/24)...Caught 39 passes for 573 yards (14.7-yard avg.) and 2 touchdowns...Add 17 rushing yards on 2 carries...Had season-high totals of 8 receptions for 122 yards (15.3-yard avg.), including a 30-yard touchdown, at Seattle (10/6/24).
- In 2023, played in all 17 games with 13 starts and led the Giants with a career-high 770 receiving yards and was 3rd with a career-high-tying 50 receptions...Ranked 2nd on the Giants with a 15.4-yard receiving average...Joined Miami's Tyreek Hill and Pittsburgh's George Pickens as the only NFL receivers with multiple touchdown receptions of 65+ yards... Caught 4 passes for a season-high 106 yards, including a career-long 80-yarder from Tyrod Taylor, vs. the Rams (12/31/23)...The 80-yard touchdown was the longest passing touchdown by the Giants since Eli Manning and Odell Beckham, Jr. connected for an 84-yard score on 12/24/15.
- In 2022, played in 16 games with 11 starts and started both Giants' postseason games...Led the Giants with 724 receiving yards and was 3rd on the team with 46 receptions, including 2 touchdowns...In the playoffs, he added 5 receptions for 92 yards (18.4 avg.), including a team-long 47-yarder.
- In 2021, played in 13 games with five starts...Inactive for three games with a hamstring injury...Did not play at Chicago (1/2/22), because he was on the reserve/COVID-19 list...Totaled 26 receptions for 339 yards and 2 touchdowns.
- In 2020, played in all 16 games with 15 starts and led the Giants with 751 receiving yards and a 15.0-yard per-catch average...Tied Sterling Shepard for the team lead with 3 touchdown receptions and was 3rd on the team with 50 catches...Led the Giants with 5 receptions of 30 or more yards and 40 of his 50 catches produced first downs, an 80% rate that was the NFL's 3rd highest.
- As a rookie in 2019, played in 14 games with nine starts...Inactive for the season's first two games with a hamstring injury...Had one of the finest seasons by a rookie wide receiver in Giants history...Led the team with 740 receiving yards and 8 touchdowns on 48 catches...The 8 touchdown receptions tied him with Tennessee's A.J. Brown for the highest total among NFL

rookies...Slayton's yardage total was the 5th-highest among rookie receivers and his 48 receptions ranked 8th...Averaged 21.0 yards on 9 kickoff returns with a long runback of 30 yards...Was the first rookie drafted in the 5th round or later to have 8 or more touchdowns since New Orleans' Marques Colston in 2006.

- Was the first rookie since 2014 (Odell Beckham, Jr. and Mike Evans) with three or more games with 2+ touchdown catches and the first NFL rookie with multiple 100-yard, 2-touchdown games since 2014, when Beckham, (three), Allen Hurns (two) and Evans (two) each accomplished the feat.
- On Monday Night Football, at Philadelphia (12/9/19), Slayton caught 5 passes for 154 yards and 2 touchdowns...The 154 yards were the highest total by a Giants rookie since Beckham had 185 receiving yards vs. Philadelphia on 12/28/14... Slayton gained all 154 yards in the first half to become the first Giants player with more than 150 receiving yards in a half since Plaxico Burress had 179 yards in the first two quarters of a 44-24 victory vs. the Rams on 10/2/05.

### NOTES TO KNOW

- With 740 yards as a rookie, 751 in 2020, 724 in 2022 and 770 in 2023, Slayton is the only receiver in Giants history to lead the team in receiving yards in four of his first five seasons.
- Owns 13 touchdown receptions of 30+ yards, which is the 3rd-most in franchise history, behind Amani Toomer (15) and Odell Beckham Jr. (16).
- Since entering the league in 2019, averages 15.0 yards per catch, which is the 11th-highest in the league.
- Slayton and Kyle Rote (1951-61) are the only Giants in franchise history to own 250+ catches and average 15+ yards per reception.
- The final touchdown of Slayton's rookie season came vs. Miami on 12/15/19...His 5-yard score was the 366th and final touchdown pass of Eli Manning's 16-year career.

### COLLEGE

- In three seasons at Auburn, he played in 38 games and caught 79 passes for 1,605 yards (20.3-yard avg.), and 11 touchdowns, with a long catch of 74 yards.
- In 2018, played in 12 games and finished with career-high totals of 35 receptions for 670 yards (19.1-yard avg.) and 5 touchdowns...Caught 3 passes, for touchdowns of 74, 52, and 34 yards, in the Music City Bowl vs. Purdue...Set Auburn bowl records for receiving yards (160), touchdowns (3), and longest touchdown catch (74).
- In 2017, played in 13 games and totaled 29 receptions for 643 yards (career-high 22.2-yard avg.) and 5 scores.
- In 2016, played in 13 games with 11 starts in his first season of collegiate action...Finished with 15 receptions for 292 yards

(19.5-yard avg.) and 1 touchdown ...Redshirted in 2015.

**OFF-THE-FIELD ACTIVITY**

- Named the 2025 NFLPA’s Alan Page Community MVP Award Winner... Nominated as the 2024 New York Giants Walter Payton Man of the Year... Honored as the Hometown Hero for the 2024 United Way of New York City’s Gridiron Gala event at Glasshouses in NYC, which raised more than \$2 million for UWNYPC programming...Founded the Left Hand Right Hand Foundation to provide support to those in need through education opportunities, resources and community events... Hosted a youth football camp for more than 200 kids in Atlanta, Ga....Attended the New York City Police Foundation Gala at the Intrepid Museum to celebrate the hard work of the NYPD and success of the Far Rockaway and Harlem Giants programs... Hosted his annual car show event in Far Rockaway, Queens for boys in the Far Rockaway and Harlem Giants programs... His Left Hand Right Hand Foundation hosted a Thanksgiving meal basket giveaway in Slayton’s hometown in Georgia... Attended the kickoff event for the new Bronx Giants program, an expansion of the Far Rockaway and Harlem Giants programs that work to improve police-community relations through flag football while providing tutoring and mentorship... Hosted his fourth annual holiday gift giveaway event where he contributed \$50,000 for 24 families in the Far

Rockaway, Harlem and Bronx Giants programs... Represented Vietnam Veterans of America during Week 13 of the NFL season for My Cause My Cleats... After the team practice in Germany prior to the Sunday game, met with the 120 students that participated in the NFL Flag clinic... Met with members from the Wounded Warriors Project during their visit to the Quest Diagnostics Training Center to watch practice and enjoy a day with the Giants.

**PERSONAL**

- Son of Pamela Slayton and Eddie Slayton...Has a sister, Maileka...Cousin, Darrell Crawford, played linebacker at Auburn...Studied in the College of Business
- First-team Class 2A all-state selection at Greater Atlanta Christian School in Norcross, Ga....All-region player at wide receiver and defensive back ...Selected to the U.S. Army All-American Bowl...State sprint champion at 100 and 200 meters.

**MAIN TRANSACTIONS**

- Originally a 5th-round (171st pick overall) draft choice by the Giants in 2019.
- Re-signed as a free agent by the Giants on 3/20/23.
- Re-signed a three-year extension with the Giants on 3/13/25.

DARIUS SLAYTON'S NFL REGULAR SEASON RUSHING/RECEIVING STATISTICS													
DATE	TEAM	GP	GS	RECEIVING					RUSHING				
				NO.	YDS.	AVG.	LG	TD	NO.	YDS.	AVG.	LG	TD
2019	Giants	14	9	48	740	15.4	55t	8	0	0	0.0	0	0
2020	Giants	16	15	50	751	15.0	41t	3	2	-1	-0.5	2	0
2021	Giants	13	5	26	339	13.0	42	2	1	-13	-13.0	-13	0
2022	Giants	16	11	46	724	15.7	55	2	0	0	0.0	0	0
2023	Giants	17	13	50	770	15.4	80t	4	0	0	0.0	0	0
2024	Giants	16	13	39	573	14.7	43	2	2	17	8.5	11	0
2025	Giants	6	5	14	192	13.7	52	0	0	0	0.0	0	0
NFL TOTALS		98	71	273	4,089	15.0	80T	21	5	3	0.6	11	0

DARIUS SLAYTON'S NFL POSTSEASON RUSHING/RECEIVING STATISTICS													
DATE	TEAM	GP	GS	RECEIVING					RUSHING				
				NO.	YDS.	AVG.	LG	TD	NO.	YDS.	AVG.	LG	TD
2022	Giants	2	2	5	92	18.4	47	0	1	3	3.0	3	0
NFL TOTALS		2	2	5	92	18.4	47	0	1	3	3.0	3	0

DARIUS SLAYTON'S NFL REGULAR SEASON RETURN STATISTICS												
DATE	TEAM	KICKOFF RETURNS					PUNT RETURNS					
		RET.	YDS.	AVG.	LG	TD	NO.	FC	YDS.	AVG.	LG	TD
2019	Giants	9	189	21.0	30	0	0	0	0	0.0	0	0
2020	Giants	0	0	0.0	0	0	0	0	0	0.0	0	0
2021	Giants	0	0	0.0	0	0	0	0	0	0.0	0	0
2022	Giants	0	0	0.0	0	0	0	0	0	0.0	0	0
2023	Giants	0	0	0.0	0	0	0	1	0	0.0	0	0
2024	Giants	0	0	0.0	0	0	1	1	0	0.0	0	0
2025	Giants	0	0	0.0	0	0	0	0	0	0.0	0	0
NFL TOTALS		9	189	21.0	30	0	1	2	0	0.0	0	0

DARIUS SLAYTON'S NFL POSTSEASON RETURN STATISTICS												
DATE	TEAM	KICKOFF RETURNS					PUNT RETURNS					
		RET.	YDS.	AVG.	LG	TD	NO.	FC	YDS.	AVG.	LG	TD
2022	Giants	0	0	0.0	0	0	0	0	0	0.0	0	0
NFL TOTALS		0	0	0.0	0	0	0	0	0	0.0	0	0

SINGLE-GAME HIGHS: RUSHING/RECEIVING

Rush Attempts	1 vs. Philadelphia Eagles, Nov 28, 2021 ...2 more at 1.	Kickoff Returns	5 at Detroit Lions, Oct 27, 2019
Rushing Yards	11 vs. Washington Commanders, Nov 03, 2024	Kickoff Return Yards	102 at Detroit Lions, Oct 27, 2019
Longest Runs	11 vs. Washington Commanders, Nov 03, 2024	Longest Kickoff Return	30 at Detroit Lions, Oct 27, 2019 ...1 more at 30.
Receptions	10 at New York Jets, Nov 10, 2019	Fair Catches	1 vs. Minnesota Vikings, Sep 08, 2024 ...1 more at 1.
Receiving Yards	154 at Philadelphia Eagles, Dec 09, 2019	Kickoff Return Average	21.8 vs. Arizona Cardinals, Oct 20, 2019
Receiving Average	31.7 vs. Houston Texans, Nov 13, 2022	Most TDs	2 vs. Pittsburgh Steelers, Sep 14, 2020 ...3 more at 2.
Longest Receptions	80t vs. Los Angeles Rams, Dec 31, 2023	Miscellaneous Tackles	2 at Tampa Bay Buccaneers, Nov 22, 2021
Receiving TDs	2 vs. Pittsburgh Steelers, Sep 14, 2020 ...3 more at 2.	Scrimmage Yards	154 at Philadelphia Eagles, Dec 09, 2019
All-Purpose Yards	154 at Philadelphia Eagles, Dec 09, 2019		

SINGLE-GAME HIGHS - POSTSEASON: RUSHING/RECEIVING

Rush Attempts	1 at Minnesota Vikings, Jan 15, 2023	Receiving Average	22.0 at Minnesota Vikings, Jan 15, 2023
Rushing Yards	3 at Minnesota Vikings, Jan 15, 2023	Longest Receptions	47 at Minnesota Vikings, Jan 15, 2023
Longest Runs	3 at Minnesota Vikings, Jan 15, 2023	All-Purpose Yards	91 at Minnesota Vikings, Jan 15, 2023
Receptions	4 at Minnesota Vikings, Jan 15, 2023	Scrimmage Yards	91 at Minnesota Vikings, Jan 15, 2023
Receiving Yards	88 at Minnesota Vikings, Jan 15, 2023		

100-YARD RECEIVING GAMES (7): REGULAR SEASON

DATE	TEAM	NO.	YDS.	AVG.	LG	TD
11/10/19	at Jets	10	121	12.1	39t	2
12/09/19	at Eagles	5	154	30.8	55t	2
09/14/20	STEELERS	6	102	17.0	41t	2
10/11/20	at Cowboys	8	129	16.1	39	0
12/31/23	RAMS	4	106	26.5	80t	1
10/06/24	at Seahawks	8	122	15.3	41	1
10/28/24	at Steelers	4	108	27.0	43	0

2025 GAME-BY-GAME REGULAR-SEASON STATISTICS (GIANTS)

DATE	OPPONENT	P/S	RECEIVING					RUSHING					W/L	SCORE
			NO.	YDS.	AVG.	LG	TD	NO.	YDS.	AVG.	LG	TD		
09/07	at Commanders	S	0	0	0.0	0	0	0	0	0.0	0	0	L	6-21
09/14	at Cowboys	S	2	61	30.5	52	0	0	0	0.0	0	0	L	37-40+
09/21	Chiefs	P	4	30	7.5	14	0	0	0	0.0	0	0	L	9-22
09/28	Chargers	S	3	44	14.7	18	0	0	0	0.0	0	0	W	21-18
10/05	at Saints	S	3	31	10.3	16	0	0	0	0.0	0	0	L	14-26
10/09	Eagles							ON INACTIVE LIST					W	34-17
10/19	at Broncos							ON INACTIVE LIST					L	32-33
10/26	at Eagles	S	2	26	13.0	19	0	0	0	0.0	0	0	L	20-38
2025 TOTALS		6-5	14	192	13.7	52	0	0	0	0.0	0	0	2-6	

+ - Overtime



# IHMIR SMITH-MARSETTE

## WR #87

HEIGHT: 6-1  
WEIGHT: 185 lbs  
COLLEGE: IOWA  
HOW ACQUIRED: FA-'24  
NFL EXP.: 5 YEARS  
GIANTS EXP.: 2 YEARS



### HONORS

- NFC Special Teams Player of the Week: 2024 Week 17

### CAREER HIGHLIGHTS

- Has played in 48 games with one start for Minnesota, Chicago, Kansas City, Carolina and the Giants...Career totals include 14 receptions for 182 yards and 2 touchdowns and 9 rushing attempts for 73 yards...Has an 8.3-yard average on 66 punt returns, including a 79-yard touchdown and a 30.1-yard average on 16 kickoff returns, including a 100-yard score.
- In his first season with the Giants in 2024, played in 15 games, primarily as a return specialist...Averaged 34.6 yards on 11 kickoff returns 7.9 yards on a team-high 27 punt returns. Made his Giants debut in Week 2 at Cleveland (9/22/24)
- Named NFC Special Teams Player of the Week after returning the second-half kickoff 100 yards for a touchdown vs. Indianapolis (12/29/24)...Recorded the second touchdown of his career and first on a kickoff return...It was the Giants' first kickoff return touchdown since 10/25/15 when Dwayne Harris scored on a runback against Dallas.
- In 2023, played 17 games for the Panthers...Caught 8 passes for 51 yards, rushed for 74 yards in 8 attempts, including 1 touchdown...Recorded 37 punt returns for an 8.7-yard average, including 1 score...His 37 punt returns tied for the NFL's highest total...Scored on a 79-yard punt return vs. Chicago (11/9/23)...At that time, his 79-yard punt return was tied for the 3rd-longest punt return for a touchdown in franchise history...Became the 7th Panthers player to return a punt for a touchdown.
- In 2022, appeared in eight games for the Bears and the Chiefs...Season totals include 1 reception for 15 yards and 1 kickoff return for 17 yards...Was on the practice squad for the Chiefs when they won Super Bowl LVII.
- In 2021, appeared in eight games for the Vikings...Recorded 5 receptions for 116 yards and 2 touchdowns...Also returned 4 kickoffs for 83 yards...Recorded his first career receiving touchdown in Week 15 against Chicago (12/20/21)...Posted a career-high 103 receiving yards in Week 18 against Chicago (1/9/22).

### COLLEGE

- Spent four years at Iowa (2017-20)...Played in 44 games and totaled 110 receptions for 1,615 yards (14.7-yard avg.) and 13 touchdowns...Added 34 rushing attempts for 274 yards and 4 touchdowns and 53 kickoff returns for 1,520 yards (28.7-yard avg.) and 2 scores.
- As a senior in 2020, played in seven games and caught 25 passes for 345 yards (13.8-yard avg.) and 3 touchdowns...Added 7 rushing attempts for 54 yards and one score...Totaled 176 yards on 8 kickoff returns

- In 2019, played in all 13 games and registered 44 receptions for 722 yards (16.4-yard avg.) and 5 touchdowns...Added 11 rushing attempts for 108 rushing yards and averaged 29.6 yards and scored twice on 17 kickoff returns...In the Holiday Bowl vs. USC, he scored touchdowns via receiving, rushing and kickoff return...Became the second player in school history to accomplish that feat.
- In 2018, started in 12 games and produced 23 receptions for 361 yards (15.7-yard avg.) and 3 touchdowns, 9 rushing attempts for 71 yards...Averaged 29.5 yards on 24 kickoff returns for 707 kickoff return yards...His 29.5 yards per kickoff return and 707 kickoff return yards led the Big Ten.

### OFF-THE-FIELD ACTIVITY

- Partnered with the American Heart Association to encourage students to be active for 60 minutes a day while creating healthy habits and presented the school with a \$1,500 equipment grant at Prospect Park Elementary School in Prospect Park, NJ.... Served as a coach during the Giants Women's Club Big Blue Challenge flag football fundraiser with 50 club members to support the American Cancer Society's Breast Cancer research... Represented Boys and Girls Club of Newark during Week 13 of the NFL season for My Cause My Cleats... After the team practice in Germany prior to the Sunday game, met with the 120 students that participated in the NFL Flag clinic... Met with members from the Wounded Warriors Project during their visit to the Quest Diagnostics Training Center to watch practice and enjoy a day with the Giants.

### PERSONAL

- Grew up in Newark, NJ and attended Weequahic High School, located just 1.5 miles from MetLife Stadium...Lettered in football.
- As a senior, played on offense, defense and special teams...Across 12 games, rushed for 60 yards on 8 carries...Recorded 38 receptions for 773 yards (20.3 yard-avg) and 13 touchdowns...Tallied 43 tackles, 6 passes defended, 3 interceptions, 1 fumble recovery and 1 tackle for loss...Returned 4 kickoffs for 192 yards (48.0-yard avg.) and a long runback of 95 yards...Posted a 24.6-yard average on 8 punt returns for 389 yards...Helped Weequahic achieve a 12-0 record and a state title in 2016.
- As a junior, caught 5 receptions for 110 yards and 2 touchdowns along with 1 punt return touchdown and 1 interception return for a touchdown...Also lettered in track and competed in hurdle events.

### MAIN TRANSACTIONS

- Originally a 5th-round pick (157 overall) draft choice by the Minnesota Vikings in 2021.
- Waived by the Vikings on 8/31/22...Awarded off waivers by the Chicago Bears on 9/1/22.



- Waived by the Bears on 10/18/22.
  - Signed to the Kansas City Chiefs practice squad on 10/20/22.
  - Traded to the Carolina Panthers for a swap of 2025 7th-round
- picks on 8/29/23.
  - Waived by the Panthers on 8/28/24.
  - Signed as a free agent by the Giants on 9/9/24.

IHMIR SMITH-MARSETTE'S NFL REGULAR SEASON RUSHING/RECEIVING STATISTICS													
DATE	TEAM	GP	GS	RECEIVING					RUSHING				
				NO.	YDS.	AVG.	LG	TD	NO.	YDS.	AVG.	LG	TD
2021	Vikings	8	1	5	116	23.2	44t	2	0	0	0.0	0	0
2022	Bears	6	0	1	15	15.0	15	0	1	-1	-1.0	-1	0
Went from Chicago to Kansas City.													
2022	Chiefs	2	0	0	0	0.0	0	0	0	0	0.0	0	0
2022	TOTAL	8	0	1	15	15.0	15	0	1	-1	-1.0	0	0
2023	Panthers	17	0	8	51	6.4	18	0	8	74	9.3	20t	1
2024	Giants	16	0	0	0	0.0	0	0	0	0	0.0	0	0
2025	Giants	0	0	0	0	0.0	0	0	0	0	0.0	0	0
NFL TOTALS		49	1	14	182	13.0	44T	2	9	73	8.1	20T	1

IHMIR SMITH-MARSETTE'S NFL POSTSEASON RUSHING/RECEIVING STATISTICS													
DATE	TEAM	GP	GS	RECEIVING					RUSHING				
				NO.	YDS.	AVG.	LG	TD	NO.	YDS.	AVG.	LG	TD
2022	Chiefs	0	0	0	0	0.0	0	0	0	0	0.0	0	0
NFL TOTALS		0	0	0	0	0.0	0	0	0	0	0.0	0	0

IHMIR SMITH-MARSETTE'S NFL REGULAR SEASON RETURN STATISTICS													
DATE	TEAM	RET.	YDS.	AVG.	LG	TD	PUNT RETURNS						
							NO.	FC	YDS.	AVG.	LG	TD	
2021	Vikings	4	83	20.8	24	0	0	0	0	0.0	0	0	
2022	Bears	1	17	17.0	17	0	0	0	0	0.0	0	0	
Went from Chicago to Kansas City.													
2022	Chiefs	0	0	0.0	0	0	0	0	0	0.0	0	0	
2022	TOTAL	1	17	17.0	17	0	0	0	0	0.0	0	0	
2023	Panthers	0	0	0.0	0	0	37	20	322	8.7	79t	1	
2024	Giants	11	381	34.6	100t	1	29	17	228	7.9	25	0	
2025	Giants	0	0	0.0	0	0	0	0	0	0.0	0	0	
NFL TOTALS		16	481	30.1	100T	1	66	37	550	8.3	79T	1	

IHMIR SMITH-MARSETTE'S NFL POSTSEASON RETURN STATISTICS													
DATE	TEAM	RET.	YDS.	AVG.	LG	TD	PUNT RETURNS						
							NO.	FC	YDS.	AVG.	LG	TD	
2022	Chiefs	0	0	0.0	0	0	0	0	0	0.0	0	0	
NFL TOTALS		0	0	0.0	0	0	0	0	0	0.0	0	0	

SINGLE-GAME HIGHS: RUSHING/RECEIVING													
Rush Attempts		4 vs. Atlanta Falcons, Dec 17, 2023						Longest Kickoff Return					
Rushing Yards		33 vs. Green Bay Packers, Dec 24, 2023						Fair Catches					
Longest Runs		20t vs. Green Bay Packers, Dec 24, 2023						Punt Return Yards					
Rushing TDs		1 vs. Green Bay Packers, Dec 24, 2023						Longest Punt Return					
Receptions		3 at Jacksonville Jaguars, Dec 31, 2023						Punt Returns					
		...1 more at 3.											
Receiving Yards		103 vs. Chicago Bears, Jan 09, 2022						Punt Return TDs					
Receiving Average		34.3 vs. Chicago Bears, Jan 09, 2022						Punt Return Average					
Longest Receptions		44t vs. Chicago Bears, Jan 09, 2022						Kickoff Return Average					
Receiving TDs		1 vs. Chicago Bears, Jan 09, 2022						Special Teams Tackles					
		...1 more at 1.											
All-Purpose Yards		103 vs. Chicago Bears, Jan 09, 2022						Most TDs					
Kickoff Returns		3 at Pittsburgh Steelers, Oct 28, 2024											
Kickoff Return Yards		100 at Pittsburgh Steelers, Oct 28, 2024						Scrimmage Yards					

100-YARD RECEIVING GAMES (1): REGULAR SEASON													
DATE	TEAM	NO.		YDS.		AVG.		LG		TD			
01/09/22	BEARS	3		103		34.3		44t		1			



2025 GAME-BY-GAME REGULAR-SEASON STATISTICS (GIANTS)

DATE	OPPONENT	P/S	RECEIVING					RUSHING					W/L	SCORE
			NO.	YDS.	AVG.	LG	TD	NO.	YDS.	AVG.	LG	TD		
09/07	at Commanders							PRACTICE SQUAD					L	6-21
09/14	at Cowboys							PRACTICE SQUAD					L	37-40+
09/21	Chiefs							PRACTICE SQUAD					L	9-22
09/28	Chargers							PRACTICE SQUAD					W	21-18
10/05	at Saints							PRACTICE SQUAD					L	14-26
10/09	Eagles							PRACTICE SQUAD					W	34-17
10/19	at Broncos							PRACTICE SQUAD					L	32-33
10/26	at Eagles							PRACTICE SQUAD					L	20-38
2025 TOTALS		0-0	0	0	0.0	0	0	0	0	0.0	0	0	2-6	

+ - Overtime

2025 GAME-BY-GAME REGULAR-SEASON STATISTICS (GIANTS)

DATE	OPPONENT	P/S	KICKOFF RETURNS					PUNT RETURNS					W/L	SCORE
			RET	YDS	AVG	LG	TD	NO	FC	YDS	AVG	LG	TD	
09/07	at Commanders							PRACTICE SQUAD					L	6-21
09/14	at Cowboys							PRACTICE SQUAD					L	37-40+
09/21	Chiefs							PRACTICE SQUAD					L	9-22
09/28	Chargers							PRACTICE SQUAD					W	21-18
10/05	at Saints							PRACTICE SQUAD					L	14-26
10/09	Eagles							PRACTICE SQUAD					W	34-17
10/19	at Broncos							PRACTICE SQUAD					L	32-33
10/26	at Eagles							PRACTICE SQUAD					L	20-38
2025 TOTALS		0-0	0	0	0.0	0	0	0	0	0	0.0	0	2-6	

+ - Overtime



# AARON STINNIE

## OL #64

HEIGHT: 6-3  
WEIGHT: 312 lbs  
COLLEGE: JAMES MADISON  
HOW ACQUIRED: FA-'24  
NFL EXP.: 8 YEARS  
GIANTS EXP.: 2 YEARS



GIANTS  
SINCE 1960  
BIG BLUE  
GREEN

### CAREER HIGHLIGHTS

- Stinnie has played in 55 regular-season games with 15 starts for Tennessee, Tampa Bay and the Giants...Also played in seven postseason games with five starts for the Buccaneers, including one in Super Bowl LV...All of his regular-season starts were at left guard...In the playoffs, has started three games at right guard and two at left guard.
- Appeared in 16 games and made three starts for the Giants in 2024.
- In his final season in Tampa Bay in 2023, played in 13 games with 11 starts, both career highs, and started both Buccaneers' postseason games at left guard.
- Missed the entire 2022 season after suffering a torn ACL in the preseason.
- In 2021, played in six regular-season games and made his first career regular-season start at left guard at Indianapolis (11/28/21)...Also played in two postseason game...Spent the final five games of the regular season on injured reserve with a knee injury.
- In 2020, played in six regular-season games and started in the three postseason games in which he played, including the Super Bowl LV victory vs. Kansas City (2/7/21).
- In 2019, played in five games; three for Tennessee and two for Tampa Bay.
- As a rookie in 2018, played in one game for the Titans.

### COLLEGE

- Played in 54 games with 42 consecutive starts to finish his career at James Madison (2013-17)...As a redshirt senior in 2017, started all 15 games at left tackle...Named AP first-team FCS All-American and first-team All-CAA distinction...In 2016, named first-team All-CAA.
- Transitioned from the defensive line in 2015...In 2014, played in 12 games as a defensive lineman...Redshirted in 2013.

### OFF-THE-FIELD ACTIVITY

- Helped honor the firefighters who gave their lives on Sept. 11, 2001, with a visit to Engine 15, Ladder 18, Battalion 4 where they learned about the firefighters who passed away and spent time and shared a meal with firefighters... Represented The Big Man Foundation during Week 13 of the NFL season for My Cause My Cleats... After the team practice in Germany prior to the Sunday game, met with the 120 students that participated in the NFL Flag clinic... Met with members from the Wounded Warriors Project during their visit to the Quest Diagnostics Training Center to watch practice and enjoy a day with the Giants.

### PERSONAL

- Son of Phil and Julia Stinnie... Graduated in spring 2017 with a degree in kinesiology... Stinnie's father, Phil Stinnie, played college basketball at Virginia Commonwealth and is 7th on the school's career scoring list.
- Played only two years of organized football on the offensive and defensive lines at St. Anne's-Belfield High School in Charlottesville, VA...Had 45 total tackles (21 solo), 8 tackles for loss, 5 sacks, 2 forced fumbles, and 1 fumble recovery.
- As a senior, earned first-team all-state VISAA Division 2 recognition at both offensive and defensive lineman...Was also named second-team All-Central Virginia and second-team All-ODFC as a defensive lineman...Also played basketball in high school.

### MAIN TRANSACTIONS

- Originally signed as a rookie free agent by the Tennessee Titans on 5/11/18.
- Waived by the Titans' on 8/31/19 and signed to the their practice squad on 9/1/19.
- Waived by the Titans on 11/9/19...Awarded off waivers to the Tampa Bay Buccaneers on 11/11/19.
- Signed as a free agent by the New York Giants on 3/18/24.
- Re-signed by the Giants on 3/25/25.

AARON STINNIE'S NFL REGULAR SEASON STATISTICS			
DATE	TEAM	GP	GS
2018	Titans	1	0
2019	Titans	3	0
Went from Tennessee to Tampa Bay.			
2019	Buccaneers	2	0
2019	TOTAL	5	0
2020	Buccaneers	6	0
2021	Buccaneers	6	1
2022	Buccaneers	0	0
2023	Buccaneers	13	11
2024	Giants	16	3
2025	Giants	8	0
NFL TOTALS		55	15

AARON STINNIE'S NFL POSTSEASON STATISTICS			
DATE	TEAM	GP	GS
2020	Buccaneers	3	3
2021	Buccaneers	2	0
2022	Buccaneers	0	0
2023	Buccaneers	2	2
NFL TOTALS		7	5

2025 GAME-BY-GAME REGULAR-SEASON STATISTICS (GIANTS)				
DATE	OPPONENT	P/S	W/L	SCORE
09/07	at Commanders	P	L	6-21
09/14	at Cowboys	P	L	37-40+
09/21	Chiefs	P	L	9-22
09/28	Chargers	P	W	21-18
10/05	at Saints	P	L	14-26
10/09	Eagles	P	W	34-17
10/19	at Broncos	P	L	32-33
10/26	at Eagles	P	L	20-38
2025 TOTALS		8-0	2-6	
+ - Overtime				



# KAYVON THIBODEAUX

**OLB #5**

(ti-buh-dough)

HEIGHT: 6-5  
WEIGHT: 258 lbs  
COLLEGE: OREGON  
HOW ACQUIRED: D1-'22  
NFL EXP.: 4 YEARS  
GIANTS EXP.: 4 YEARS



## 2025 SEASON HIGHLIGHTS

- Recorded 3 quarterback hits, 2 tackles, 1 tackle for loss and 1.0 sack against the Chargers (9/28) in Week 4.
- In Week 2 at Dallas (9/24), produced 5 tackles, 2 quarterback hits, 1 tackle for loss and 1.0 sack.
- Totaled 2 tackles, 1 quarterback hit, 1 tackle for loss and a half-sack at Washington (9/7) in Week 1.

## HONORS

- NFC Defensive Player of the Week: 2022 Week 15

## CAREER HIGHLIGHTS

- Has started all 51 regular-season games and two postseason games in which he's played for the Giants...Totals include 148 tackles, 55 quarterback hits, 31 tackles for loss, 23.5 sacks, 17 passes defended, 6 forced fumbles, and 3 fumble recoveries, including 1 for a touchdown.
- In 2024, started all 12 games in which he played...Missed Weeks 6-10 with a wrist injury...Totals included 28 tackles (14 solo), 5.5 sacks, 17 quarterback hits, 8 tackles for loss, 2 passes defended, and 1 forced fumble.
- In 2023, started all 17 regular-season games...Led the Giants and tied for 12th in the NFL with 11.5 sacks...Became the first Giant to record double-digit sacks since Leonard Williams (11.5 in 2020)...Added 50 tackles, 16 quarterback hits, 12 tackles for loss, 4 passes defended, 3 forced fumbles, and 1 fumble recovery...His 12 tackles for loss tied Micah McFadden for the team lead and his 16 quarterback hits were 2nd to Dexter Lawrence's 21... Joined Dallas' Micah Parsons and Pittsburgh's T.J. Watt as the only players to have 10+ sacks over the first 11 weeks of a season within their first 2 NFL seasons.
- As a rookie in 2022, started all 14 regular-season games in which he played, as well as both of the Giants' postseason games...Missed the first two games of the season with a knee injury suffered in the preseason...Finished 3rd on the team with 4.0 sacks while collecting with 49 tackles, 6 tackles for loss, 13 quarterback hits, 5 passes defended, 2 forced fumbles, 2 fumble recoveries and 1 touchdown...In the playoffs, he had 11 tackles and 1 quarterback hit.
- In Week 15 of 2022, named NFC Defensive Player of the Week after posting a career and team-high 12 tackles, including 3 tackles for loss, and strip-sack of Washington quarterback Taylor Heinicke, whose fumble he recovered and returned one yard for his first NFL touchdown, at Washington (12/18/22)...It was the Giants' first defensive touchdown since Nov. 7, 2021, when Xavier McKinney intercepted a pass vs. Las Vegas and returned it 41 yards for a touchdown...Thibodeaux scored his first touchdown since he played tight end in high school and his first ever defensive touchdown.

## NOTES TO KNOW

- Thibodeaux is the first Giants defender with 21+ sacks in his first 3 career seasons since Jason Pierre-Paul had 27.5 sacks from 2010-12.
- In his first 25 games as a Giant, recorded 14.5 sacks, which is the most by any Giant in his first 25 career games...Jason Pierre-Paul recorded 14.0 sacks in 25 games.

## COLLEGE

- Played in 32 games with 21 starts in three seasons at Oregon...Collected 123 tackles (82 solo), 35.5 tackles for loss, 19.0 sacks, 7 passes defended and 3 forced fumble...In 3 Pac-12 Championship Games, combined for 13 tackles, 5.5 tackles for loss, 4.5 sacks and 21 quarterback pressures...His 19.0 sacks are tied for 7th in program history...Was the first Oregon defensive lineman to earn All-America honors since DeForest Buckner in 2015.
- In 2021, played in 11 games with nine starts...Tallied a career-high 50 tackles (35 solo), 12 tackles for loss, 7.0 sacks and 2 forced fumbles...Became the 4th player in program history – and first defensive player – to be a unanimous All-America...Finalist for the Bronko Nagurski Trophy and the Chuck Bednarik Award, each presented to the best defensive player in the nation...Voted a first-team All-Pac-12 selection by the league's coaches for the second straight season...His 7.0 sacks led Oregon and tied for 3rd in the Pac-12.
- In 2020, started all seven games of a Ducks' season that was abbreviated by the pandemic...Led all Pac-12 defensive linemen with 38 tackles and had team-high totals of 9.5 tackles for loss and 3.0 sacks...Selected first-team All-Pac-12 and 3rd-team All-America...Earned Pac-12 Championship Game MVP honors after posting 12 quarterback hurries, 2.0 tackles for loss, a 3rd-down sack in the 3rd quarter and a TFL on a 4th down play in the first quarter at USC (12/18/20).
- As a freshman in 2019, played in 14 games with five starts...Selected by the league's coaches as the Pac-12 Freshman Defensive Player of the Year and all-conference honorable mention...Set the program freshman record with a team-high 9.0 sacks and also topped the team with 14.0 tackles for loss...Ranked 2nd among FBS freshman in sacks and 3rd in tackles for loss...Set the Pac-12 Championship Game record with 2.5 sacks, all in the 4th quarter, had 5 tackles and was the first player to block a punt in the championship game, vs. Utah (12/6/19).

## OFF-THE-FIELD ACTIVITY

- Founded the JREAM Foundation which provides programming, resources and opportunities to youth in underserved areas...Attended The Giants Foundation Golf Classic which raised more than \$400,000 for The Giants Foundation... Hosted a youth football camp through his Jream Foundation for over

200th youngsters in Los Angeles... Joined the New Jersey Department of State and college students at William Paterson University for the New Jersey Ballot Bowl to celebrate National Voter Registration Day and encourage students to vote... Attended the Children of the City Charity Dinner with David Tyree to help provide additional support and resources to children across New York City... Hosted the second annual Jream Foundation fundraising dinner at MetLife Stadium to support underserved youth with programming and resources... Hosted an event at the Food Bank of New York City to hand out Thanksgiving turkeys and non-perishable food items during the holidays... Participated in the NFL's national NFL Votes campaign commercial to encourage voter registration and civic engagement... Hosted an event thanks to Campbell's Soup and Stop & Shop where families in attendance were given shelf-stable items, hams, turkeys, and a selection of toys for the kids... Surprised Vanessa Tepper from Minisink Valley High School (N.Y.) with the news that she was named the first-ever female and flag football player to win the Heart of a Giant Award in the New York Giants locker room surrounded by her teammates and family at MetLife Stadium... Represented The Jream Foundation during Week 13 of the NFL season for My Cause My Cleats... After the team practice in Germany prior to the Sunday game, met with the 120 students that participated in the NFL Flag clinic... Met with members from the Wounded Warriors Project during their visit to the Quest Diagnostics Training Center to watch practice and enjoy a day with the Giants.

PERSONAL

- Enrolled at Junipero Serra High School in San Mateo, CA as a freshman... Transferred to Susan Miller Dorsey High School in Los Angeles... As a sophomore, led Dorsey to an 11-3 record with 27.0 tackles for loss and 17.0 sacks and was named his section's Defensive Lineman of the Year.
- Near the end of his sophomore year, Thibodeaux and his mother,

- Shawnta Smith, moved to Woodland Hills in the San Fernando Valley, and he transferred again, to Oaks Christian, a private school in Westlake Village... Recorded 54.0 career sacks in four years, including at least 1.0 sack in 16 of 27 games as a junior and senior at Oaks Christian.
- Top-ranked player in the ESPN300... Named the USA Today High School Defensive Player of the Year, as well as first-team All-USA Defense... Played in the 2019 Under Armour All-American Game and was named a co-captain for Team Sanders... Named the Defensive Player of the Year in California by USA Today, while also being named first-team All-California by the paper.
  - As a senior, selected Marmonte League Co-Player of the Year, All-CIF Southern Section Division 1, first-team Daily News all-area and a member of the Los Angeles Times All-Star Team... Recorded 54 tackles, 18.0 sacks and 5 forced fumbles... Had 6 multi-sack performances, including 3 games with 3.0 sacks.
  - As a junior, named the Los Angeles Daily News' Player of the Year, the Ventura County Star's Defensive Player of the Year... Selected the CIF Southern Section Division 2 co-Defensive Player of the Year and the Marmonte League co-MVP... Finished with 20.0 sacks, 28 tackles for loss, and 99 tackles... Had at least 4 tackles in every game and at least 3.0 sacks 6 times... Helped lead Oaks Christian to a CIF Southern Section Division 2 title, finishing with 4.0 sacks and 6 tackles in the title game vs. Valencia... Had 9 catches for 134 yards and 3 touchdowns as a tight end.
  - As a sophomore, named the CIF Los Angeles City Section Division I Defensive Lineman of the Year at Dorsey High... Recorded 17.0 sacks and 27 tackles for loss... Had 4 multi-sack games.

MAIN TRANSACTIONS

- Originally a 1st-round (5th pick overall) draft choice by the Giants in 2022.

KAYVON THIBODEAUX'S NFL REGULAR SEASON DEFENSIVE STATISTICS																											
DATE	TEAM	GP	GS	TACKLES								INTERCEPTIONS						O. FUMB				ST				MISC	
				TK	S	A	TFL	YDS	SK	YDS	QBH	NO	YDS	LG	TD	PD	FF	FR	TD	YDS	TK	S	A	FF	FR	S	A
2022	Giants	14	14	49	33	16	6	25	4.0	34.0	13	0	0	0	0	5	2	2	1	1	0	0	0	0	0	0	0
2023	Giants	17	17	50	26	24	12	78	11.5	93.0	16	0	0	0	0	4	3	1	0	0	0	0	0	0	0	0	0
2024	Giants	12	12	28	14	14	8	39	5.5	46.0	17	0	0	0	0	2	1	0	0	0	0	0	0	0	0	0	0
2025	Giants	8	8	21	12	9	5	19	2.5	14.5	9	0	0	0	0	2	0	0	0	0	0	0	0	0	0	0	0
NFL TOTALS		51	51	148	85	63	31	161	23.5	187.5	55	0	0	0	0	13	6	3	1	1	0	0	0	0	0	0	0

KAYVON THIBODEAUX'S NFL POSTSEASON DEFENSIVE STATISTICS																											
DATE	TEAM	GP	GS	TACKLES								INTERCEPTIONS						O. FUMB				ST				MISC	
				TK	S	A	TFL	YDS	SK	YDS	QBH	NO	YDS	LG	TD	PD	FF	FR	TD	YDS	TK	S	A	FF	FR	S	A
2022	Giants	2	2	11	7	4	0	0	0.0	0.0	1	0	0	0	0	0	0	0	0	0	0	0	0	0	0	0	0
NFL TOTALS		2	2	11	7	4	0	0	0.0	0.0	1	0	0	0	0	0	0	0	0	0	0	0	0	0	0	0	0

SINGLE-GAME HIGHS: DEFENSIVE

Total Tackles	12 at Washington Commanders, Dec 18, 2022	Forced Fumbles	1 vs. Indianapolis Colts, Dec 29, 2024
Solo Tackles	9 at Washington Commanders, Dec 18, 2022	Fumble Recoveries	...5 more at 1.
Sacks	3.0 vs. New York Jets, Oct 29, 2023	Tackles For Loss	1 at Washington Commanders, Dec 18, 2022
Passes Defensed	2 at Green Bay Packers, Oct 09, 2022	Longest Opp Fumble Return	...1 more at 1.
			3 vs. New York Jets, Oct 29, 2023
			...1 more at 3.
			1 at Washington Commanders, Dec 18, 2022

SINGLE-GAME HIGHS - POSTSEASON: DEFENSIVE

Total Tackles	8 at Philadelphia Eagles, Jan 21, 2023	Solo Tackles	4 at Philadelphia Eagles, Jan 21, 2023
---------------	--	--------------	--

2025 GAME-BY-GAME REGULAR-SEASON STATISTICS (GIANTS)

			TACKLES								INTERCEPTIONS					O. FUMB				ST				MISC					
DATE	OPPONENT	P/S	TK	S	A	SK	YDS	TFL	YDS	QBH	NO	YDS	LG	TD	PD	FF	FR	TD	YDS	TK	S	A	FF	FR	S	A	W/L	SCORE	
09/07	at Commanders	S	2	1	1	0.5	5.5	1	4	1	0	0	0	0	0	0	0	0	0	0	0	0	0	0	0	0	L	6-21	
09/14	at Cowboys	S	5	4	1	1.0	8.0	1	8	2	0	0	0	0	1	0	0	0	0	0	0	0	0	0	0	0	L	37-40+	
09/21	Chiefs	S	2	1	1	0.0	0.0	0	0	2	0	0	0	0	0	0	0	0	0	0	0	0	0	0	0	0	L	9-22	
09/28	Chargers	S	2	2	0	1.0	1.0	1	1	3	0	0	0	0	0	0	0	0	0	0	0	0	0	0	0	0	W	21-18	
10/05	at Saints	S	1	1	0	0.0	0.0	1	4	0	0	0	0	0	0	0	0	0	0	0	0	0	0	0	0	0	L	14-26	
10/09	Eagles	S	3	2	1	0.0	0.0	1	2	0	0	0	0	0	0	0	0	0	0	0	0	0	0	0	0	0	W	34-17	
10/19	at Broncos	S	1	0	1	0.0	0.0	0	0	0	0	0	0	0	0	0	0	0	0	0	0	0	0	0	0	0	L	32-33	
10/26	at Eagles	S	5	1	4	0.0	0.0	0	0	1	0	0	0	0	1	0	0	0	0	0	0	0	0	0	0	0	L	20-38	
2025 TOTALS		8-8	21	12	9	2.5	14.5	5	19	9	0	0	0	0	2	0	0	0	0	0	0	0	0	0	0	0	2-6		
+ - Overtime																													





# ANDREW THOMAS

**T #78**

HEIGHT: 6-5  
WEIGHT: 315 lbs  
COLLEGE: GEORGIA  
HOW ACQUIRED: D1-'20  
NFL EXP.: 6 YEARS  
GIANTS EXP.: 6 YEARS



## HONORS

- Second-team All-Pro: 2022

## CAREER HIGHLIGHTS

- Has played in 67 regular-season games with 66 starts and started both postseason games in which he played at left tackle.
- In 2024, started the season's first six games at left tackle...Suffered a Lisfranc injury vs. Cincinnati (10/13/24) and underwent surgery...Was placed on season-ending injured reserve on 10/16/24.
- In 2023, started all 10 games in which he played at left tackle...Sustained a hamstring injury vs. Dallas (9/17/23) and was inactive the next seven games...Returned to action at Las Vegas (11/5/23), started the season's final nine games, and did not miss a snap in the last seven games.
- In 2022, started each of the first 16 games...Inactive with numerous other starters at Philadelphia (1/8/22)...Selected second-team All-Pro...Started at left tackle in the NFC Wild Card Game at Minnesota (1/15/23) and divisional round at Philadelphia (1/21/23)...Key member of an offensive line that helped the Giants finish 4th in the NFL in rushing yardage with an average of 148.2 yards a game and 5th with 4.8 yards a carry, and was instrumental in Saquon Barkley rushing for a career-high 1,312 yards.
- In 2021, Thomas started all 13 games in which he played at left tackle...Played 100% of the offensive snaps in each of the first four games...Part of an offensive line that did not allow a sack at New Orleans (10/3/21) and helped average the 4th-most yards per play (8.08) by a Giants team since the merger...Played in 29 offensive snaps the Rams (10/17/21) before suffering an ankle injury and spent the next three weeks on injured reserve...Started the next seven games at left tackle and he did not allow a sack during that span.
- As a rookie in 2020, Thomas played in all 16 games with 15 starts at left tackle...Thomas played 976 of the team's offensive snaps (96.4%)...The offensive line helped the Giants exceed 100 rushing yards in seven consecutive games from Oct. 18 - Dec. 6, their longest streak since they hit the century mark in nine straight games in 2010.

## NOTES TO KNOW

- Against Tampa Bay on 11/22/21, caught a 2-yard touchdown pass to become the first Giants offensive lineman in the Super Bowl era to record a touchdown reception...Was one of six NFL offensive linemen in the 2021 regular season to catch a touchdown.
- Thomas also caught a pass and successfully scored on a 2-point conversion at Dallas (10/11/20)...Thomas was the first player in NFL history whose listed position is on the offensive line to score on a 2-point conversion (which were instituted in 1994).

- Thomas was the highest-drafted offensive lineman by the Giants since Ohio State's John Hicks was selected 3rd overall in 1974.

## COLLEGE

- Started all 41 games in which he played in three seasons at Georgia - 15 at right tackle as a true freshman in 2017 and 13 at left tackle in both 2018 and 2019...Two-time first-team All-SEC (2018-19)...Freshman All-America...Second-team All-America in 2018, first-team All-America in 2019...A key player on Georgia teams that won 11 or more games in three straight seasons, won three consecutive SEC Eastern Division titles, and played in New Year's Six Bowl games three years in a row (2018 Rose, 2019 Allstate Sugar, 2020 Allstate Sugar)...Entered the NFL Draft after his junior season.
- As a junior in 2019, started at left tackle in all 13 games in which he played...Walter Camp first-team All-America...Winner of the SEC's Jacobs Blocking Trophy, UGA's first recipient of the award in 21 years...Named one of four permanent team captains...Co-winner of Vince Dooley Offensive MVP, given at team's post-season awards gala...All-SEC first-team selection by the league's coaches and the AP...Semifinalist for the 2019 Outland Trophy.
- In 2018, started all 13 games in which he played...Named 2018 SI.com first-team All-America and Associated Press & Walter Camp second-team...Coaches All-SEC first-team and Associated Press All-SEC second-team.
- As a true freshman in 2017, joined the first team early in preseason camp and started all 15 games at right tackle, including the national championship game vs. Alabama.

## OFF-THE-FIELD ACTIVITY

- Named an NFLPA Community MVP for renting out a movie theater for children from New City Kids and Boys and Girls Club of Newark to watch the movie "IF"... Visited New City Kids in Jersey City to play musical instruments and learn about this after-school faith-based program sending 99% of their inner-city high school seniors to college... Hosted his annual youth football camp in Dekalb County, Ga.... Helped honor the firefighters who gave their lives on Sept. 11, 2001, with a visit to Engine 15, Ladder 18, Battalion 4 where they learned about the firefighters who passed away and spent time and shared a meal with firefighters... Hosted 50 children from the Tom Coughlin Jay Fund who are experiencing cancer for a holiday shopping spree... After the team practice in Germany prior to the Sunday game, met with the 120 students that participated in the NFL Flag clinic... Met with members from the Wounded Warriors Project during their visit to the Quest Diagnostics Training Center to watch practice and enjoy a day with the Giants.

PERSONAL

- Hometown is Lithonia, GA...Studied business at Georgia.
- Starred at Pace Academy in Atlanta...Selected to represent the East in the 2017 U.S. Army All-America Bowl...Was a four-star prospect and consensus top-50 recruit...Named to Atlanta Journal-Constitution’s 2016 Super 11 team in Georgia and Class AAA All-State offense...In 2015, helped Pace Academy to a 14-2 record and the Class AAA State Championship...Played both

- offensive tackle and defensive line, recording 59 tackles his senior season.
- Also played baseball and basketball and was a member of the school’s concert band (plays the drums and piano).

MAIN TRANSACTIONS

- Originally a 1st-round (4th pick overall) draft choice by the Giants in 2020.

ANDREW THOMAS' NFL REGULAR SEASON STATISTICS			
DATE	TEAM	GP	GS
2020	Giants	16	15
2021	Giants	13	13
2022	Giants	16	16
2023	Giants	10	10
2024	Giants	6	6
2025	Giants	6	6
NFL TOTALS		67	66

ANDREW THOMAS' NFL POSTSEASON STATISTICS			
DATE	TEAM	GP	GS
2022	Giants	2	2
NFL TOTALS		2	2

2025 GAME-BY-GAME REGULAR-SEASON STATISTICS (GIANTS)					
DATE	OPPONENT	P/S		W/L	SCORE
09/07	at Commanders		ON INACTIVE LIST	L	6-21
09/14	at Cowboys		ON INACTIVE LIST	L	37-40+
09/21	Chiefs	S		L	9-22
09/28	Chargers	S		W	21-18
10/05	at Saints	S		L	14-26
10/09	Eagles	S		W	34-17
10/19	at Broncos	S		L	32-33
10/26	at Eagles	S		L	20-38
2025 TOTALS		6-6		2-6	

+ - Overtime



# TYRONE TRACY JR.

## RB #29

HEIGHT: 5-11  
WEIGHT: 210 lbs  
COLLEGE: PURDUE  
HOW ACQUIRED: D5-'24  
NFL EXP.: 2 YEARS  
GIANTS EXP.: 2 YEARS



### 2025 SEASON HIGHLIGHTS

- In Week 7 at Denver (10/19), Tracy recorded 9 rushing attempts for 46 yards (5.1 avg.) and 1 touchdown.

### CAREER HIGHLIGHTS

- Tracy has played in 23 games (14 starts) and totaled 237 rushing attempts for 998 yards (4.2 avg.) and 6 touchdowns...He's caught 48 passes for 352 yards and 1 touchdown.
- As a rookie in 2024, Tracy played in all 17 games with 12 starts...Finished with team-high totals of 192 carries, 895 rushing yards (4.4-yard avg.) and 5 rushing touchdowns...Added 38 receptions for 284 yards and one touchdown...Returned 3 kickoffs for 61 yards.
- Tracy's 895 rushing yards and 38 catches were both the 2nd-highest totals for a rookie running back in Giants history, behind Saquon Barkley's 1,305 yards and 91 receptions in 2018...His 1,123 scrimmage yards were the 4th-most by a Giants rookie in franchise history, the 2nd-most by a Giants rookie running back, and placed him 6th among all rookies in 2024.
- Rushed for 129 yards on 18 carries (7.2-yard avg.) in first career start at Seattle (10/6)...He became the first Giants rookie running back since Ahmad Bradshaw at Buffalo on 12/23/07 to average over 7 yards-per-carry with at least 15 attempts.
- Rushed for 50 yards on 17 attempts and had season-high totals of 67 receptions for 57 yards vs. Cincinnati (10/13)...Scored his first career touchdown on a one-yard run...Became the first Giants rookie drafted in the 5th round or later to run for a touchdown since Bradshaw at Buffalo on 12/23/07...Became the first Giants rookie since Saquon Barkley (vs. Philadelphia, 10/11/18) to have 50+ rushing yards, 50+ receiving yards and a rushing touchdown in a game.
- Rushed for a season-high 145 yards on 20 carries (7.3-yard avg.), including a 45-yard touchdown, at Pittsburgh (10/28)...Tracy's 145 yards was the highest rushing total by a Giants rookie since Barkley ran for 179 yards at Washington on 12/9/18...Tracy tied RB Eddie Price for the 5th-highest rushing total by a rookie in Giants history. Price ran for 145 yards at Baltimore on 11/19/50.

### NOTES TO KNOW

- Tracy (1,123 yards from scrimmage) and wide receiver Malik Nabers (1,206 yards from scrimmage) became the 3rd rookie duo in NFL history to each reach 1,000 scrimmage yards, joining the 2006 New Orleans Saints (Marques Colston and Reggie Bush) and the 1960 Dallas Texans (Abner Haynes and Johnny Robinson)...He also became just the second running back in Giants franchise history to reach 1,000 scrimmage yards.
- In his first two career starts, Tracy combined for 237 yards from scrimmage (130 at Seattle and 107 vs. Cincinnati) which were the 4th-most by a Giant since 1970 and the most since running back

Derrick Ward had 245 yards in his first two starts in 2007.

### COLLEGE

- Tracy played wide receiver for four seasons at Iowa and one at Purdue before switching to running back in his final season with the Boilermakers...Played in 63 collegiate games with 30 starts, including 25 games with 14 starts for Purdue...Career totals include 146 rushing attempts for 947 yards (6.5-yard avg.) and 10 touchdowns, plus 113 receptions for 1,201 yards and 5 scores...Averaged 25.2 yards on 17 kickoff returns in his final two seasons.
- In 2023, played in 11 games with nine starts...Led Purdue with 716 rushing yards and 8 touchdowns on 113 carries...Averaged 6.3 yards per carry, which led the Big Ten and was the 2nd-highest single-season rushing average in school history...Added 19 catches for 132 yards...Led the team in total touchdowns with 9, including 1 on a kickoff return...Tallied 1,270 all-purpose yards, including 408 kick return yards, to rank 2nd in the conference in both categories; his 127.4 all-purpose yards in conference games led the Big Ten...Second-team All-Big Ten and Academic All-Big Ten.
- In his first season at Purdue in 2022, played in all 14 games with five starts...Caught 28 passes for 198 yards and ran for 138 yards on 17 carries...Averaged 7.1 yards per catch and 8.1 yards per carry.
- In his final season at Iowa in 2021, played in 13 games with four starts and caught 15 passes for 106 yards and 1 touchdown...Added 7 rushing attempts for 33 yards...Voted a team captain.
- In 2020, played in all eight games with four starts...Recorded 14 receptions for 154 yards and 1 touchdown, with 2 rushing attempts for 22 yards.
- In 2019, played in 13 games with eight starts and registered career-high totals of 36 receptions for 589-yards (career-best 16.2-yard avg.) and 3 touchdowns.

### OFF-THE-FIELD ACTIVITY

- Partnered with the American Heart Association to encourage students to be active for 60 minutes a day while creating healthy habits and presented the school with a \$1,500 equipment grant at Hoover Elementary School in Bergenfield, NJ... Joined the Paterson Wildcats youth tackle and girls flag football teams for a clinic in the Quest Diagnostic Training Center and surprised the team with a \$10,000 equipment grant thanks to Dunkin'... Continued the annual rookie Thanksgiving tradition at Eva's Village to prepare and serve lunch for the community members of Eva's Village in Paterson, N.J.... After the team practice in Germany prior to the Sunday game, met with the 120 students that participated in the NFL Flag clinic... Met with members from the Wounded Warriors Project during their visit to the Quest

Diagnostics Training Center to watch practice and enjoy a day with the Giants... Joined Project Kind, an organization to support those experiencing homelessness, to host an event with 125 people from the organization for a day of haircuts, spa treatments and lunch at MetLife stadium... Hosted the boys from the Far Rockaway and Harlem Giants that were graduating middle school for a day at the training facility filled with character building activities, lunch in the team cafeteria and different games in the field house... To celebrate Halloween, dressed in costume to visit patients and distribute giftbags at Hackensack University Medical Center's Joseph M. Sanzari Children's Hospital.

**PERSONAL**

- Graduated in May 2023 with a degree in communications... Father (Tyrone Sr.) starred at Ben Davis High School in Indianapolis before a prolific career at Division II Fort Hays State (1986-89), in which he set school records for all-purpose yards in a season and career (he was inducted into Fort Hays State's Hall of Fame in 2011).
- Starred at Decatur Central High School in Indianapolis... Gatorade Player of the Year in Indiana... Earned Offensive Player of the Year honors as a sophomore and senior... Named to Indiana Football Digest Top 25 and Indiana Football Coaches Association (IFCA) Top 50... First-team all-county, all-midstate, and all-state for three

straight years... First-team all-midstate and all-county as a freshman... Four-year football letterman as running back, wide receiver, and defensive back... Helped team post four-year record of 35-8... Holds school records for receiving yards in a season (1,132) and career (2,643), becoming first player at Decatur Central with over 1,000 yards in a season... Set school records for receiving touchdowns in a season (16) and career (33), as well as total offensive touchdowns (70), total touchdowns (72), total points (444) and yards per rushing attempt in a season (11.5) and career (8.7).

- As a senior in 2017, rushed for 1,412 yards and 13 touchdowns, to go with 54 receptions for 1,132 yards and 17 touchdowns.
- As a junior, recorded 40 receptions for 651 yards and 9 touchdowns, while rushing for 296 yards and 4 touchdowns.
- As a sophomore, rushed for 1,239 yards and 11 touchdowns, with 27 receptions for 680 yards and seven touchdowns... Added 336 kickoff return yards.
- Team captain for three straight years... Also earned four letters in basketball and three in track as sprinter and long jumper.

**MAIN TRANSACTIONS**

- Originally a 5th-round (166th pick overall) draft choice by the Giants in 2024.

TYRONE TRACY JR.'S NFL REGULAR SEASON RUSHING/RECEIVING STATISTICS													
DATE	TEAM	RUSHING							RECEIVING				
		GP	GS	NO.	YDS.	AVG.	LG	TD	NO.	YDS.	AVG.	LG	TD
2024	Giants	17	12	192	839	4.4	45t	5	38	284	7.5	19	1
2025	Giants	6	2	45	159	3.5	31t	1	10	68	6.8	14	0
NFL TOTALS		23	14	237	998	4.2	45T	6	48	352	7.3	19	1

TYRONE TRACY JR.'S NFL REGULAR SEASON RETURN STATISTICS												
		KICKOFF RETURNS					PUNT RETURNS					
DATE	TEAM	RET.	YDS.	AVG.	LG	TD	NO.	FC	YDS.	AVG.	LG	TD
2024	Giants	3	61	20.3	28	0	0	0	0	0.0	0	0
2025	Giants	5	132	26.4	30	0	0	0	0	0.0	0	0
NFL TOTALS		8	193	24.1	30	0	0	0	0	0.0	0	0

SINGLE-GAME HIGHS: RUSHING/RECEIVING			
<b>Rush Attempts</b>	20 vs. Indianapolis Colts, Dec 29, 2024 ...1 more at 20.	<b>Receiving TDs</b>	1 at Atlanta Falcons, Dec 22, 2024
<b>Rushing Yards</b>	145 at Pittsburgh Steelers, Oct 28, 2024	<b>All-Purpose Yards</b>	183 at Dallas Cowboys, Sep 14, 2025
<b>Rushing Average</b>	7.3 at Pittsburgh Steelers, Oct 28, 2024	<b>Kickoff Returns</b>	5 at Dallas Cowboys, Sep 14, 2025
<b>Longest Runs</b>	45t at Pittsburgh Steelers, Oct 28, 2024	<b>Kickoff Return Yards</b>	132 at Dallas Cowboys, Sep 14, 2025
<b>Rushing TDs</b>	1 at Denver Broncos, Oct 19, 2025 ...5 more at 1.	<b>Longest Kickoff Return</b>	30 at Dallas Cowboys, Sep 14, 2025 ...1 more at 30.
<b>Receptions</b>	6 vs. Cincinnati Bengals, Oct 13, 2024	<b>Kickoff Return Average</b>	26.4 at Dallas Cowboys, Sep 14, 2025
<b>Receiving Yards</b>	57 vs. Cincinnati Bengals, Oct 13, 2024	<b>Most TDs</b>	1 at Denver Broncos, Oct 19, 2025 ...6 more at 1.
<b>Receiving Average</b>	10.8 at Atlanta Falcons, Dec 22, 2024	<b>Scrimmage Yards</b>	150 at Pittsburgh Steelers, Oct 28, 2024
<b>Longest Receptions</b>	19 vs. Dallas Cowboys, Sep 26, 2024		

100-YARD RUSHING GAMES (3): REGULAR SEASON						
DATE	TEAM	ATT.	YDS.	AVG.	LG	TD
10/06/24	at Seahawks	18	129	7.2	27	0
10/28/24	at Steelers	20	145	7.3	45t	1
11/10/24	at Panthers	18	103	5.7	32t	1

2025 GAME-BY-GAME REGULAR-SEASON STATISTICS (GIANTS)

DATE	OPPONENT	P/S	RUSHING					RECEIVING					W/L	SCORE
			NO.	YDS.	AVG.	LG	TD	NO.	YDS.	AVG.	LG	TD		
09/07	at Commanders	S	10	24	2.4	6	0	2	11	5.5	6	0	L	6-21
09/14	at Cowboys	P	5	15	3.0	9	0	4	36	9.0	14	0	L	37-40+
09/21	Chiefs	S	7	29	4.1	10	0	2	7	3.5	4	0	L	9-22
09/28	Chargers												W	21-18
10/05	at Saints												L	14-26
10/09	Eagles	P	4	6	1.5	3	0	0	0	0.0	0	0	W	34-17
10/19	at Broncos	P	9	46	5.1	31†	1	0	0	0.0	0	0	L	32-33
10/26	at Eagles	P	10	39	3.9	6	0	2	14	7.0	9	0	L	20-38
2025 TOTALS		6-2	45	159	3.5	31T	1	10	68	6.8	14	0	2-6	

+ - Overtime





# GREG VAN ROTEN

**G #74**

(van-ROW-tin)

HEIGHT: 6-4  
WEIGHT: 295 lbs  
COLLEGE: PENNSYLVANIA  
HOW ACQUIRED: FA-'24  
NFL EXP.: 11 YEARS  
GIANTS EXP.: 2 YEARS



## CAREER HIGHLIGHTS

- Van Roten has played in 135 regular-season games with 96 starts - 66 at right guard, 27 at left guard, and three at center...Has also played in four postseason games...He has played for the Green Bay Packers, Carolina Panthers, the New York Jets, Buffalo Bills, Las Vegas Raiders, and the Giants and had short stints with Seattle and Jacksonville...Spent two seasons (2015-16) with the Toronto Argonauts of the Canadian Football League.
- In 2024, started all 17 games, the first 15 at right guard and the last two at center...Van Roten and linebacker Brian Burns were the only Giants to start all 17 games...Van Roten played all 1,126 offensive snaps and was the only player on the team who did not miss a snap all season.
- In 2023, started all 17 games at right guard in his only season in Las Vegas, where he played for current Giants offensive line coach Carmen Brucillo.
- In Buffalo in 2022, played in 16 regular-season games with four starts, the first at center and the others at right guard...Was part of an offensive line that allowed only 33 sacks, the 8th-fewest in the NFL...Also appeared in two playoff games.
- In 2021, played in all 17 games with 10 starts at right guard for the Jets...Started the season's first nine games...In 2020, started all 13 games in which he played at right guard...Spent three weeks on injured reserve with a toe injury.
- In 2019, started in the first 11 games of the season at left guard before being placed on the injured reserve with a foot injury.
- In 2018, started in all 16 games for Carolina at left guard...Made his first career start vs. Dallas (9/9/18)...Was the only Panthers player to play every single snap of the 2018 season...In his first season with Carolina in 2017, played in 10 games as a reserve offensive lineman and a key contributor on special teams.
- Played for the CFL's Toronto Argonauts in 2015-16, appearing in 32 games...Started games at center, right guard, left tackle and right tackle...Named an Eastern All-Star his first season in the league.
- Did not play in 2014...In 2013, played in the first three games with Green Bay before being placed on the injured reserve for the remainder of the season with a foot injury.
- In 2012, made the Packers' roster as an undrafted rookie...Played in seven regular season games and two postseason contests...Made his NFL debut at Detroit (11/18/12).

## COLLEGE

- Played four seasons at the University of Pennsylvania (2008-11), starting in all 30 games in his final three seasons...As a junior and senior, received Penn's Bednarik Award, given to the most

outstanding offensive and defensive lineman.

- As a senior in 2011, started all 10 games and earned unanimous All-Ivy League honors.
- As a junior, started all 10 games and was named first-team All-Ivy recognition...Helped Penn lead the Ivy League in rushing yards (6th in the nation), scoring offense and total offense.
- As a sophomore, started in all 10 games and was part of an offensive line that allowed the fewest sacks in the Ivy League.

## OFF-THE-FIELD ACTIVITY

- Represented the Fisher Center for Alzheimer's Research Foundation during Week 13 of the NFL season for My Cause My Cleats... Attended the Tom Coughlin Jay Fund Champions for Children Gala to assist families experiencing cancer and celebrate Giants Carolyn Tisch Blodgett for her efforts to support families experiencing cancer... After the team practice in Germany prior to the Sunday game, met with the 120 students that participated in the NFL Flag clinic... Met with members from the Wounded Warriors Project during their visit to the Quest Diagnostics Training Center to watch practice and enjoy a day with the Giants.

## PERSONAL

- Graduated from the Wharton School of the University of Pennsylvania with a Bachelor of Science in Economics...Attended Chaminade High School in Mineola, NY and was a team captain as a senior...Earned New York All-State and All-Catholic High School Football League honors and was a Daily News All-Star, All-city and All-Suburban...Selected to play in the 2008 Empire State Outback Bowl.

## MAIN TRANSACTIONS

- Originally signed as a rookie free agent by the Green Bay Packers on 7/25/12.
- Waived by the Packers on 8/31/12 and signed to their practice squad on 9/3/12.
- Waived by Green Bay on 2/11/14.
- Signed by the Seattle Seahawks on 2/14/14.
- Waived by the Seahawks on 8/27/14.
- Signed by the Carolina Panthers on 7/25/17.
- Signed as a free agent by the New York Jets on 3/21/20.
- Released by the Jets on 5/6/22
- Signed by the Buffalo Bills on 6/13/22.
- Signed as a free agent by the Las Vegas Raiders on 5/19/23
- Signed as a free agent by the New York Giants on 7/30/24.



GREG VAN ROTEN'S NFL REGULAR SEASON STATISTICS			
DATE	TEAM	GP	GS
2012	Packers	7	0
2013	Packers	3	0
2017	Panthers	10	0
2018	Panthers	16	16
2019	Panthers	11	11
2020	Jets	13	13
2021	Jets	17	10
2022	Bills	16	4
2023	Raiders	17	17
2024	Giants	17	17
2025	Giants	8	8
NFL TOTALS		135	96

GREG VAN ROTEN'S NFL POSTSEASON STATISTICS			
DATE	TEAM	GP	GS
2012	Packers	2	0
2017	Panthers	0	0
2022	Bills	2	0
NFL TOTALS		4	0

2025 GAME-BY-GAME REGULAR-SEASON STATISTICS (GIANTS)					
DATE	OPPONENT	P/S		W/L	SCORE
09/07	at Commanders	S		L	6-21
09/14	at Cowboys	S		L	37-40+
09/21	Chiefs	S		L	9-22
09/28	Chargers	S		W	21-18
10/05	at Saints	S		L	14-26
10/09	Eagles	S		W	34-17
10/19	at Broncos	S		L	32-33
10/26	at Eagles	S		L	20-38
2025 TOTALS		8-8		2-6	

+ - Overtime



# JUICE WELLS JR.

## WR #88

HEIGHT: 6-0  
WEIGHT: 205 lbs  
COLLEGE: MISSISSIPPI  
HOW ACQUIRED: FA-'25  
NFL EXP.: R  
GIANTS EXP.: R



### COLLEGE

- Spent the fall of 2019 at Fork Union Military Academy before enrolling at James Madison in the spring of 2020...Transferred to South Carolina and spent the 2022 and 2023 seasons as a Gamecock...Played his final season at Ole Miss in 2024.
- Played in 51 games and caught 215 passes for 3,371 yards and 34 touchdowns.
- At Ole Miss, played in 13 games and recorded 28 receptions for 553 yards and 6 touchdowns...Spent his final season of college football with quarterback Jaxson Dart, who is now his teammate on the Giants.
- In 2023, suffered a foot injury in the summer that required surgery...Saw a limited role in three games before reinjuring it and sitting out the rest of the season...In 2022, named first-team All-SEC by the league coaches after leading the Gamecocks with 68 catches for 928 yards and 6 touchdowns.
- At James Madison in 2021, caught 83 passes for 1,250 yards and 15 touchdowns...Was named a second-team All-American...At the time, set school records in receiving yards and receiving touchdowns.

- In his first season at James Madison, played in eight games in a shortened season due to the pandemic...Produced 33 receptions for 603 yards and 6 touchdowns...Was named a freshman All-American.

### PERSONAL

- Full name is Antwane Lavert Wells Jr...Prefers to be called "Juice"...Son of Antwane Wells Sr. and Rachell Berry...Has six sisters.
- Coming out of high school, was a zero-star recruit...Opted to Attend Fork Union Military Academy in the fall of 2019, where he played football...Put enough on tape to earn a scholarship to James Madison and enrolled in the spring of 2020.

### MAIN TRANSACTIONS

- Originally signed with the Giants as an undrafted free agent on 5/9/25. Waived by the Giants on 8/26/25 and signed to the Giants practice squad on 10/13/25.

### JUICE WELLS JR.'S NFL REGULAR SEASON RUSHING/RECEIVING STATISTICS

DATE	TEAM	GP	GS	RECEIVING					RUSHING				
				NO.	YDS.	AVG.	LG	TD	NO.	YDS.	AVG.	LG	TD
2025	Giants	0	0	0	0	0.0	0	0	0	0	0.0	0	0
NFL TOTALS		0	0	0	0	0.0	0	0	0	0	0.0	0	0

### JUICE WELLS JR.'S NFL REGULAR SEASON RETURN STATISTICS

KICKOFF RETURNS							PUNT RETURNS					
DATE	TEAM	RET.	YDS.	AVG.	LG	TD	NO.	FC	YDS.	AVG.	LG	TD
2025	Giants	0	0	0.0	0	0	0	0	0	0.0	0	0
NFL TOTALS		0	0	0.0	0	0	0	0	0	0.0	0	0

### 2025 GAME-BY-GAME REGULAR-SEASON STATISTICS (GIANTS)

DATE	OPPONENT	P/S	RECEIVING					RUSHING					W/L	SCORE
			NO.	YDS.	AVG.	LG	TD	NO.	YDS.	AVG.	LG	TD		
10/19	at Broncos												L	32-33
10/26	at Eagles												L	20-38
2025 TOTALS		0-0	0	0	0.0	0	0	0	0	0.0	0	0	0-2	



# RUSSELL WILSON

QB #3

HEIGHT: 5-11  
WEIGHT: 206 lbs  
COLLEGE: WISCONSIN  
HOW ACQUIRED: FA-'25  
NFL EXP.: 14 YEARS  
GIANTS EXP.: 1 YEAR



## HONORS

- Walter Payton NFL Man of the Year: 2020
- Pro Bowl: 2012, 2013, 2014, 2015, 2017, 2018, 2019, 2020, 2021, 2024
- Second-team All-Pro: 2019
- NFC Offensive Player of the Month: September 2020
- NFC Offensive Player of the Week (11 times): 2020 Weeks 1 and 3; 2019 Weeks 2 and 9; 2017 Weeks 8 and 13; 2015 Week 12; 2014 Weeks 5 and 16; 2013 Week 13; 2012 Week 13

## CAREER HIGHLIGHTS

- Wilson is entering his 14th season in the NFL with the New York Giants...He began his career with the Seattle Seahawks (2012-21) before spending two seasons with the Denver Broncos (2022-23) and one season with the Pittsburgh Steelers (2024)...He's played in 204 games and started 202 contests.
- His career totals include 46,921 passing yards, 353 touchdowns and 114 interceptions on 3,948-of-6,113 passing attempts (64.6 completion percentage)...He owns a career passer rating of 99.4...On the ground, Wilson has rushed 1,040 times for 5,556 yards and 31 touchdowns...He's also caught 5 passes for 21 yards and 1 touchdown.
- In 17 postseason games, Wilson has completed 295-of-480 passing attempts (61.5 completion percentage) for 4,056 yards, 27 touchdowns and 12 interceptions...His postseason passer rating is 96.8...He's rushed 86 times for 533 yards and 3 touchdowns.
- Wilson was the 2020 recipient of the Walter Payton Man of the Year award, which recognizes players for their outstanding community service and on-field excellence...It is often regarded as one of the most prestigious honors in professional football...Wilson has also earned 10 Pro Bowl honors and a second-team All-Pro nod in 2019.
- Throughout his career, Wilson has appeared in two Super Bowls, both with the Seahawks...Captured Super Bowl XLVIII over the Denver Broncos in MetLife Stadium.

## NOTES TO KNOW

- Among quarterbacks with at least 1,500 passing attempts, Wilson's career passer rating of 99.4 is the 5th-best of all-time, behind Lamar Jackson (103.0), Aaron Rodgers (102.7), Patrick Mahomes (102.2), and Joe Burrow (101.0).
- Wilson owns 7 seasons with 100+ passer rating...Only Steve Young (8), Tom Brady (8), Drew Brees (10) and Aaron Rodgers (10) own more.
- His 5,556 rushing yards are the 4th-most rushing yards by a quarterback in NFL history.
- Wilson appeared in and started his 200th career game at Washington (9/7/25) in Week 1...He became just the fourth quarterback in NFL history to start all 200 of his first 200 games,

joining Peyton Manning, Matt Ryan and Matthew Stafford.

## 2025

- In his first season with the Giants, started 3 games...Has completed 65-of-110 passing attempts for 778 yards, 3 touchdowns and 3 interceptions.
- Threw for 450 yards and 3 touchdowns at Dallas in Week 2 (9/12/25).

## 2024

- Made 11 starts for the Pittsburgh Steelers...Completed 214-of-336 passing attempts for 2,482 yards, 16 touchdowns and 5 interceptions...Helped lead the Steelers in an AFC Wild Card appearance.
- Threw for 414 yards and 3 touchdowns in the 44-38 win over the Cincinnati Bengals (12/1/24)...It marked the most passing yards by a Steelers quarterback since Ben Roethlisberger threw for 462 yards at Denver on 11/25/18.

## 2023

- In his last season in Denver, started 15 games and threw for 3,070 yards, 26 touchdowns and 8 interceptions on 297-of-447 passing attempts.

## 2022

- 2022 marked the first year of Wilson's two-year stint in Denver...Completed 292-of-483 passes for 3,524 yards, 16 touchdowns and 11 interceptions.

## 2021

- In his final season in Seattle, Wilson threw for 3,113 yards, 25 touchdowns and 6 interceptions on 259-of-400 passing attempts...Owned a passer rating of 103.1, which was the 5th-best mark in the league.

## 2020

- Started all 16 games and led Seattle to a 12-4 record...Threw for 4,212 yards, a career-high 40 touchdowns, 13 interceptions and a passer rating of 105.1 on 384-of-558 passes (68.8 completion percentage)...Rushed 83 times for 513 yards and 2 touchdowns...Helped lead the Seahawks to an NFC Wild Card appearance.
- His 40 touchdowns are the most by a Seahawks quarterback in a single season and his 4,212 yards are the 4th-most by a Seahawk in franchise history.

**2019**

- Was named second-team All-Pro after throwing for 4,110 yards, 31 touchdowns to only 5 interceptions...Wilson owned the 2nd-lowest interception percentage (1.0%) in the NFL...Completed 66.1% of his passes (341-for-516) and held a passer rating of 106.3...Led Seattle to a playoff win over Philadelphia in the Wild Card round.

**2018**

- Recorded a career-high 110.9 passer rating...Completed 280-of-427 passes for 3,448 yards, 35 touchdowns and 7 interceptions...His 110.9 passer rating is a single-season franchise record for the Seahawks.

**2017**

- Threw for 3,983 yards, 34 touchdowns, 11 interceptions and a passer rating of 95.4 on 339-of-553 passing attempts...Rushed 95 times for 586 yards and 3 touchdowns...Led Seattle to a 9-7 record.
- Set a single-game career-high vs. Houston (10/29/17) after throwing for 452 yards in a 41-38 victory.

**2016**

- Produced a career-high 4,212 passing yards to go along with 21 touchdowns and 11 interceptions...Completed 353 of 546 passes (64.7%)...Secured an NFC Wild Card victory over Detroit.

**2015**

- Surpassed the 4,000-yard mark through the air for the first time in his career...Finished the season with 4,024 passing yards, 34 touchdowns, 8 interceptions and a passer rating of 110.1...Completed 68.1% of his passes (329-of-483)...On the ground, rushed 103 times for 553 yards and 1 touchdown...Led the Seahawks to an NFC Wild Card victory over the Minnesota Vikings.
- His 110.1 passer rating was the highest mark in the league.

**2014**

- Threw for 3,475 yards, 20 touchdowns and 7 interceptions on 285-of-452 passing (63.1 completion percentage)...Started all 16 games for a Seahawks team that posted a 12-4 record.
- Rushed for a career-high 849 yards and 6 touchdowns on 118 attempts (7.2 average)...His 7.2 yards per attempt is the 4th-highest mark by any quarterback in a single season.
- Captured two playoff victories over Carolina (1/10/15) and Green Bay (1/18/15)...Made his second Super Bowl appearance in a matchup vs. New England (2/1/15).

**2013**

- In his second season in the league, helped lead the Seahawks to a victory in Super Bowl XLVIII...The game was played in MetLife Stadium and the team used the Giants' facility to practice throughout the week.
- In the regular season, Seattle posted a 13-3 record and Wilson threw for 3,357 yards, 26 touchdowns, 9 interceptions and owned a passer rating of 101.2...He completed 257-of-407 attempts (63.1%).
- In the postseason, threw for 524 yards, 3 touchdowns and 0 interceptions across three games...Secured a Divisional Round victory vs. New Orleans (1/11/14) and an NFC Championship

over San Francisco (1/19/14)...Defeated the Denver Broncos in the Super Bowl by a score of 43-8.

**2012**

- Started all 16 games as a rookie...Threw 26 touchdowns and 10 interceptions, completing 64.1% of his passes...Posted a 100.0 passer rating...Rushed for 489 yards and 4 touchdowns on 93 attempts.
- Helped Seattle post an 11-5 record and reach the NFC Divisional Round.

**COLLEGE**

- Enrolled at North Carolina State in 2007, where he stayed until 2010...Transferred to Wisconsin for the 2011 season...Played in 51 games and completed 907-of-1,489 passing attempts for 11,720 yards, 109 touchdowns and 30 interceptions...Rushed 441 times for 1,421 yards and 23 touchdowns...Also played baseball at North Carolina State.
- In his lone season at Wisconsin, Wilson helped lead the Badgers to an 11-3 record, a Big Ten Championship and an appearance in the Rose Bowl...Wilson threw for 3,175 yards, 33 touchdowns and only 4 interceptions on 225-of-309 passing attempts (72.8 completion percentage)...Named as a finalist for the Johnny Unitas Golden Arm Award...Also earned consensus first-team All-Big Ten honors.
- 2010 marked Wilson's final season at North Carolina State...Completed 308-of-527 passing attempts for 3,563 yards, 28 touchdowns and 14 interceptions...Named second-team All-ACC.
- In 2009, threw for 3,027 yards, 31 touchdowns and 11 interceptions on 224-of-378 passing attempts...His 31 passing touchdowns led the ACC and ranked 4th nationally.
- As a freshman in 2008, Wilson completed 150-of-275 passing attempts for 1,955 yards, 17 touchdowns and only 1 interception...He threw 249 straight passes without an interception...Redshirted when he enrolled in 2007.

**PERSONAL**

- Wilson is married to Ciara, a Grammy-winning singer, songwriter, actress, entrepreneur and philanthropist...They are the parents of Future, Sienna, Win and Amora.
- Attended Collegiate School in Richmond, VA, where he played football, basketball and baseball.
- Wilson was selected by the Baltimore Orioles in the 2007 MLB Draft before choosing to attend North Carolina State...Before transferring to Wisconsin, Wilson was drafted in the 4th round of the MLB Draft by the Colorado Rockies in 2010...Played in the minor league for two seasons...Also spent time at spring training with the Texas Rangers (2014 and 2015) and the New York Yankees (2018).

**MAIN TRANSACTIONS**

- Originally a 3rd-round (75th overall) draft choice by the Seattle Seahawks in 2012.
- Re-signed a four-year extension with the Seahawks on 7/31/15.
- Re-signed a four-year extension with the Seahawks on 4/16/19.
- Traded from the Seahawks to the Denver Broncos on 3/16/22.
- Released by the Broncos on 3/13/24.
- Signed a one-year contract with the Pittsburgh Steelers on 3/13/24.
- Signed a one-year contract with the New York Giants on 3/27/25.

## RUSSELL WILSON'S NFL REGULAR SEASON PASSING STATISTICS

DATE	TEAM	GP	GS	ATT.	CMP.	PCT.	YDS	AVG.	TD	INT.	LG	SK	LST	RATE
2012	Seahawks	16	16	393	252	64.1	3,118	7.9	26	10	67	33	203	100.0
2013	Seahawks	16	16	407	257	63.1	3,357	8.2	26	9	80†	44	272	101.2
2014	Seahawks	16	16	452	285	63.1	3,475	7.7	20	7	80†	42	242	95.0
2015	Seahawks	16	16	483	329	68.1	4,024	8.3	34	8	80†	45	265	110.1
2016	Seahawks	16	16	546	353	64.7	4,219	7.7	21	11	59	41	293	92.6
2017	Seahawks	16	16	553	339	61.3	3,983	7.2	34	11	74†	43	322	95.4
2018	Seahawks	16	16	427	280	65.6	3,448	8.1	35	7	66	51	355	110.9
2019	Seahawks	16	16	516	341	66.1	4,110	8.0	31	5	60†	48	319	106.3
2020	Seahawks	16	16	558	384	68.8	4,212	7.5	40	13	62	47	301	105.1
2021	Seahawks	14	14	400	259	64.8	3,113	7.8	25	6	69†	33	266	103.1
2022	Broncos	15	15	483	292	60.5	3,524	7.3	16	11	67†	55	368	84.4
2023	Broncos	15	15	447	297	66.4	3,070	6.9	26	8	60†	45	258	98.0
2024	Steelers	11	11	336	214	63.7	2,482	7.4	16	5	46	33	219	95.6
2025	Giants	5	3	112	66	58.9	786	7.0	3	3	52	8	53	78.2
<b>TOTALS</b>		<b>204</b>	<b>202</b>	<b>6,113</b>	<b>3,948</b>	<b>64.6</b>	<b>46,921</b>	<b>7.7</b>	<b>353</b>	<b>114</b>	<b>80†</b>	<b>568</b>	<b>3,736</b>	<b>99.4</b>

## RUSSELL WILSON'S NFL POSTSEASON PASSING STATISTICS

DATE	TEAM	GP	GS	ATT.	CMP.	PCT.	YDS	AVG.	TD	INT.	LG	SK	LST	RATE
2012	Seahawks	2	2	62	39	62.9	572	9.2	3	1	34	7	48	102.4
2013	Seahawks	3	3	68	43	63.2	524	7.7	3	0	51	7	22	101.6
2014	Seahawks	3	3	72	41	56.9	724	10.1	6	5	63†	10	58	90.3
2015	Seahawks	2	2	74	44	59.5	508	6.9	4	3	35	7	54	81.4
2016	Seahawks	2	2	60	40	66.7	449	7.5	4	2	42	6	31	97.2
2018	Seahawks	1	1	27	18	66.7	233	8.6	1	0	53	1	7	105.9
2019	Seahawks	2	2	61	39	63.9	602	9.9	2	0	53†	6	19	107.4
2020	Seahawks	1	1	27	11	40.7	174	6.4	2	1	51†	5	32	72.1
2024	Steelers	1	1	29	20	69.0	270	9.3	2	0	37	4	19	121.3
<b>TOTALS</b>		<b>17</b>	<b>17</b>	<b>480</b>	<b>295</b>	<b>61.5</b>	<b>4,056</b>	<b>8.5</b>	<b>27</b>	<b>12</b>	<b>63†</b>	<b>53</b>	<b>290</b>	<b>96.8</b>

## RUSSELL WILSON'S NFL REGULAR SEASON RUSHING STATISTICS

DATE	TEAM	NO.	YDS.	AVG.	LG	TD
2012	Seahawks	94	489	5.2	25†	4
2013	Seahawks	96	539	5.6	27	1
2014	Seahawks	118	849	7.2	55	6
2015	Seahawks	103	553	5.4	24	1
2016	Seahawks	72	259	3.6	18	1
2017	Seahawks	95	586	6.2	31	3
2018	Seahawks	67	376	5.6	40	0
2019	Seahawks	75	342	4.6	21	3
2020	Seahawks	83	513	6.2	38	2
2021	Seahawks	43	183	4.3	17	2
2022	Broncos	55	277	5.0	19	3
2023	Broncos	80	341	4.3	21	3
2024	Steelers	43	155	3.6	19	2
2025	Giants	16	94	5.9	15	0
<b>TOTALS</b>		<b>1040</b>	<b>5,556</b>	<b>5.3</b>	<b>55</b>	<b>31</b>

## RUSSELL WILSON'S NFL POSTSEASON RUSHING STATISTICS

DATE	TEAM	NO.	YDS.	AVG.	LG	TD
2012	Seahawks	15	127	8.5	28	1
2013	Seahawks	11	42	3.8	16	0
2014	Seahawks	17	86	5.1	17	1
2015	Seahawks	8	53	6.6	14	0
2016	Seahawks	9	46	5.1	14	0
2018	Seahawks	3	14	4.7	7	1
2019	Seahawks	16	109	6.8	22	0
2020	Seahawks	4	50	12.5	23	0
2024	Steelers	3	6	2.0	5	0
<b>TOTALS</b>		<b>86</b>	<b>533</b>	<b>6.2</b>	<b>28</b>	<b>3</b>

RUSSELL WILSON'S NFL REGULAR SEASON PASSING/RUSHING STATISTICS

				PASSING											RUSHING				
DATE	TEAM	GP	GS	ATT.	CMP.	PCT.	YDS	AVG.	TD	INT.	LG	SK	LST	RATE	NO.	YDS.	AVG.	LG	TD
2012	Seahawks	16	16	393	252	64.1	3,118	7.9	26	10	67	33	203	100.0	94	489	5.2	25f	4
2013	Seahawks	16	16	407	257	63.1	3,357	8.2	26	9	80f	44	272	101.2	96	539	5.6	27	1
2014	Seahawks	16	16	452	285	63.1	3,475	7.7	20	7	80f	42	242	95.0	118	849	7.2	55	6
2015	Seahawks	16	16	483	329	68.1	4,024	8.3	34	8	80f	45	265	110.1	103	553	5.4	24	1
2016	Seahawks	16	16	546	353	64.7	4,219	7.7	21	11	59	41	293	92.6	72	259	3.6	18	1
2017	Seahawks	16	16	553	339	61.3	3,983	7.2	34	11	74f	43	322	95.4	95	586	6.2	31	3
2018	Seahawks	16	16	427	280	65.6	3,448	8.1	35	7	66	51	355	110.9	67	376	5.6	40	0
2019	Seahawks	16	16	516	341	66.1	4,110	8.0	31	5	60f	48	319	106.3	75	342	4.6	21	3
2020	Seahawks	16	16	558	384	68.8	4,212	7.5	40	13	62	47	301	105.1	83	513	6.2	38	2
2021	Seahawks	14	14	400	259	64.8	3,113	7.8	25	6	69f	33	266	103.1	43	183	4.3	17	2
2022	Broncos	15	15	483	292	60.5	3,524	7.3	16	11	67f	55	368	84.4	55	277	5.0	19	3
2023	Broncos	15	15	447	297	66.4	3,070	6.9	26	8	60f	45	258	98.0	80	341	4.3	21	3
2024	Steelers	11	11	336	214	63.7	2,482	7.4	16	5	46	33	219	95.6	43	155	3.6	19	2
2025	Giants	5	3	112	66	58.9	786	7.0	3	3	52	8	53	78.2	16	94	5.9	15	0
TOTALS		204	202	6,113	3,948	64.6	46,921	7.7	353	114	80f	568	3,736	99.4	1,040	5,556	5.3	55	31

RUSSELL WILSON'S NFL POSTSEASON PASSING/RUSHING STATISTICS

				PASSING											RUSHING				
DATE	TEAM	GP	GS	ATT.	CMP.	PCT.	YDS	AVG.	TD	INT.	LG	SK	LST	RATE	NO.	YDS.	AVG.	LG	TD
2012	Seahawks	2	2	62	39	62.9	572	9.2	3	1	34	7	48	102.4	15	127	8.5	28	1
2013	Seahawks	3	3	68	43	63.2	524	7.7	3	0	51	7	22	101.6	11	42	3.8	16	0
2014	Seahawks	3	3	72	41	56.9	724	10.1	6	5	63f	10	58	90.3	17	86	5.1	17	1
2015	Seahawks	2	2	74	44	59.5	508	6.9	4	3	35	7	54	81.4	8	53	6.6	14	0
2016	Seahawks	2	2	60	40	66.7	449	7.5	4	2	42	6	31	97.2	9	46	5.1	14	0
2018	Seahawks	1	1	27	18	66.7	233	8.6	1	0	53	1	7	105.9	3	14	4.7	7	1
2019	Seahawks	2	2	61	39	63.9	602	9.9	2	0	53f	6	19	107.4	16	109	6.8	22	0
2020	Seahawks	1	1	27	11	40.7	174	6.4	2	1	51f	5	32	72.1	4	50	12.5	23	0
2024	Steelers	1	1	29	20	69.0	270	9.3	2	0	37	4	19	121.3	3	6	2.0	5	0
TOTALS		17	17	480	295	61.5	4,056	8.5	27	12	63f	53	290	96.8	86	533	6.2	28	3

SINGLE-GAME HIGHS: QUARTERBACK

Pass Attempts	50 at Arizona Cardinals, Oct 25, 2020 ...1 more at 50.	Passer Rating	158.3 at Detroit Lions, Oct 28, 2018
Pass Completions	33 at Arizona Cardinals, Oct 25, 2020	Rush Attempts	14 vs. New York Giants, Nov 09, 2014
Yards Passing	452 vs. Houston Texans, Oct 29, 2017	Rushing Yards	122 at Washington Redskins, Oct 06, 2014
TD Passes	5 vs. Dallas Cowboys, Sep 27, 2020 ...4 more at 5.	Rushing Average	15.1 at St. Louis Rams, Oct 19, 2014
Long Passes	80f vs. Pittsburgh Steelers, Nov 29, 2015 ...2 more at 80.	Longest Runs	55 at Arizona Cardinals, Dec 21, 2014
Completion Percentage	88.6 at Atlanta Falcons, Sep 13, 2020	Rushing TDs	3 at Buffalo Bills, Dec 16, 2012

SINGLE-GAME HIGHS - POSTSEASON: QUARTERBACK

Pass Attempts	48 at Carolina Panthers, Jan 17, 2016	Passer Rating	149.2 vs. Carolina Panthers, Jan 10, 2015
Pass Completions	31 at Carolina Panthers, Jan 17, 2016	Rush Attempts	9 at Philadelphia Eagles, Jan 05, 2020
Yards Passing	385 at Atlanta Falcons, Jan 13, 2013	Rushing Yards	67 at Washington Redskins, Jan 06, 2013
TD Passes	3 at Carolina Panthers, Jan 17, 2016 ...1 more at 3.	Rushing Average	9.1 at Green Bay Packers, Jan 12, 2020
Long Passes	63f vs. Carolina Panthers, Jan 10, 2015	Longest Runs	28 at Washington Redskins, Jan 06, 2013
Completion Percentage	76.7 vs. Detroit Lions, Jan 07, 2017	Rushing TDs	1 at Dallas Cowboys, Jan 05, 2019 ...2 more at 1.



300-YARD PASSING GAMES (26): REGULAR SEASON

DATE	TEAM	NO.	YDS.	AVG.	LG	TD
09/08/13	at Panthers	25	320	12.8	43†	1
12/02/13	SAINTS	22	310	14.1	60	3
10/19/14	at Rams	23	313	13.6	49	2
12/21/14	at Cardinals	20	339	17.0	80†	2
11/29/15	STEELERS	21	345	16.4	80†	5
10/02/16	at Jets	23	309	13.4	42†	3
11/13/16	at Patriots	25	348	13.9	39	3
12/24/16	CARDINALS	29	350	12.1	42†	4
09/24/17	at Titans	29	373	12.9	46	4
10/22/17	at Giants	27	334	12.4	38†	3
10/29/17	TEXANS	26	452	17.4	66	4
11/25/18	at Panthers	22	339	15.4	54	2
09/15/19	at Steelers	29	300	10.3	30	3
09/22/19	SAINTS	32	406	12.7	54	2
11/03/19	BUCCANEERS	29	378	13.0	53†	5
09/13/20	at Falcons	31	322	10.4	38†	4
09/27/20	COWBOYS	27	315	11.7	62	5
10/04/20	at Dolphins	24	360	15.0	57	2
10/25/20	at Cardinals	33	388	11.8	47†	3
11/08/20	at Bills	28	390	13.9	55†	2
09/19/21	TITANS	22	343	15.6	68†	2
09/12/22	at Seahawks	29	340	11.7	67†	1
09/17/23	COMMANDERS	18	308	17.1	60†	3
09/24/23	at Dolphins	23	306	13.3	46	1
12/01/24	at Bengals	29	414	14.3	43	3
09/14/25	at Cowboys	30	450	15.0	52	3

300-YARD PASSING GAMES (3): POSTSEASON

DATE	TEAM	NO.	YDS.	AVG.	LG	TD
01/13/13	at Falcons	24	385	16.0	34	2
01/17/16	at Panthers	31	366	11.8	33†	3
01/05/20	at Eagles	18	325	18.1	53†	1

2025 GAME-BY-GAME REGULAR-SEASON STATISTICS (GIANTS)

DATE	OPPONENT	P/S	PASSING											RUSHING					SCORE
			ATT	CMP	YDS	PCT	Y/A	Y/C	TD	INT	LG	SK/YD	RATE	ATT	YDS	LG	TD	W/L	
09/07	at Commanders	S	37	17	168	45.9	4.5	9.9	0	0	25	2/11	59.3	8	44	15	0	L	6-21
09/14	at Cowboys	S	41	30	450	73.2	11.0	15.0	3	1	52	3/28	123.0	3	23	15	0	L	37-40+
09/21	Chiefs	S	32	18	160	56.3	5.0	8.9	0	2	26	2/9	43.8	5	27	14	0	L	9-22
09/28	Chargers	P	1	1	8	100.0	8.0	8.0	0	0	8	1/5	100.0	0	0	0	0	W	21-18
10/05	at Saints	P	DID NOT PLAY (NON-INJURY)															L	14-26
10/09	Eagles		1	0	0	0.0	0.0	0.0	0	0	0	0/0	39.6	0	0	0	0	W	34-17
10/19	at Broncos		DID NOT PLAY (NON-INJURY)															L	32-33
10/26	at Eagles		DID NOT PLAY (NON-INJURY)															L	20-38
2025 TOTALS		5-3	112	66	786	58.9	7.0	11.9	3	3	52	8/53	78.2	16	94	15	0	2-6	

+ - Overtime



# JAMEIS WINSTON

**QB #19**

HEIGHT: 6-4  
WEIGHT: 231 lbs  
COLLEGE: FLORIDA STATE  
HOW ACQUIRED: FA-'25  
NFL EXP.: 11 YEARS  
GIANTS EXP.: 1 YEAR



## HONORS

- Pro Bowl: 2015
- All-Rookie Team (PFWA): 2015

## CAREER HIGHLIGHTS

- Winston has played in 105 regular-season games (87 starts) and one postseason game for Tampa Bay, New Orleans and Cleveland...He has completed 1,944-of-3,178 passing attempts (61.2%) for 24,225 yards, 154 touchdowns and 111 interceptions...On the ground, Winston has rushed for 1,297 yards and 12 touchdowns on 323 carries (4.0 avg.).
- In his lone postseason appearance with New Orleans in the 2020 season, Winston completed his only passing attempt for a 56-yard touchdown (vs. Tampa Bay, 1/17/21).

## NOTES TO KNOW

- Owns a Cleveland Browns franchise record for the most passing yards in a single game...Threw for 497 yards at Denver (12/2/24), surpassing Josh McCown's record of 457 yards vs. Baltimore (10/11/15)...Winston's 58 passing attempts in that game were the 2nd-most in franchise history.
- Currently is the all-time passing leader in yards and touchdowns for the Tampa Bay Buccaneers...Played 72 games for the Bucs from 2015-19 and threw for 19,737 yards and 121 touchdowns.

### 2024

- In his only season in Cleveland, played in 12 games with seven starts...Completed 181-of-296 pass attempts (61.1% completion percentage) for 2,121 yards, 13 touchdowns and 12 interceptions...Against Denver (12/02/24), threw for 497 yards and completed 34-of-58 pass attempts (58.6%).

### 2023

- Played in seven games for the New Orleans Saints, served as the primary backup quarterback...Completed 25-of-47 passes for 264 yards, 2 touchdowns and 3 interceptions.

### 2022

- Started Weeks 1 through 3 for the New Orleans Saints...Completed 73-of-115 pass attempts (63.5%) for 858 yards and 4 touchdowns...Missed time due to a back and ankle injury.

### 2021

- Started the first seven games of the season for the New Orleans Saints before suffering a season-ending knee injury...Completed

95-of-161 passes (59%) for 1,170 yards with 14 passing touchdowns and recorded 1 rushing touchdown...Threw for a career-high-tying five passing touchdowns against Green Bay (9/12/21).

### 2020

- 2020 marked Winston's first season in New Orleans...Played in four games and completed 7-of-11 passes for 75 yards...Made his first postseason appearance throwing 1 pass for 56 yards and 1 touchdown.

### 2019

- In his last season with the Buccaneers, started 16 of 16 games...Completed 380-of-626 pass attempts for a league-leading 5,109 yards and 33 touchdowns...At the time, it marked the 12th time a quarterback surpassed 5,000 passing yards in a season...Had 11 300+ passing-yard games on the season...The only other quarterbacks with 11+ games of 300 or more yards are Drew Brees (twice, 2011 and 2013), Matt Ryan (2019), Tom Brady (2011) and Peyton Manning (2013).

### 2018

- Appeared in 11 games (nine starts) for the Bucs...Threw for 2,992 yards, 19 touchdowns and 14 interceptions on 244-of-378 passing attempts (64.6 completion percentage)...Achieved multiple single-game career highs including completion percentage of 80% against Chicago on 9/30/18, 10 rush attempts and 55 rushing yards vs. Cleveland (10/21/18)...Rushed 49 times for 281 yards with a long of 18.

### 2017

- Started all 13 games he played in...On the season he completed 282-of-442 pass attempts (63.8%) for 3,504 yards and 19 touchdowns...Set a career-high with a 92.2 passer rating (min. 10 games played).

### 2016

- In his second season with the Bucs, started 16 of 16 games completing 345-of-567 passes for 4,090 yards and 28 touchdowns on the season...Rushed 53 times for 165 yards and 1 touchdown...Set a career-high with 36 completions vs. the Rams (9/15/16).

### 2015

- In his first NFL season in 2015, started all 16 regular-season games for Tampa Bay...Completed 312-of-535 passing attempts

- for 4,042 yards, 22 touchdowns and 15 interceptions...Rushed 54 times for 213 yards and 6 touchdowns...At the time, became just the 3rd rookie to surpass 4,000 passing yards (also Andrew Luck in 2012 and Cam Newton in 2011).
- Earned his first career win as a starter against New Orleans (9/20/15) completing 14 of 21 pass attempts for 207 yards, 1 touchdown, 0 interceptions...On the ground, rushed 6 times for 23 yards and 1 touchdown.

COLLEGE

- Spent three years at Florida State – including a redshirt season in 2012 – before entering the 2015 NFL draft...Became the youngest player to win the Heisman Trophy following a stellar 2013 campaign.
- In 2014, led the Seminoles to their second consecutive undefeated season...Led the ACC in passing yards (3,907), passing yards per game (300.5), attempts (467), completions (305) and completion percentage (65.3).
- In 2013, broke the ACC, Florida State, and national freshman record for touchdown passes (40) and the national freshman record, again, for passing yards (4,057)...Completed 66.9% of his passes to go along with 40 touchdowns to only 10 interceptions...Completed 25-of-27 passes for 356 yards and four touchdowns in his debut against Penn State...Notable victorious performance at Clemson throwing a career-best 444 yards and three touchdowns...Threw 393 yards and a career-high five touchdowns in a 63-0 win against Maryland.
- Winston led the Seminoles to a National Championship in 2013 – named offensive MVP of the national championship game - and their first-ever College Football Playoff Semifinal at the Rose Bowl in 2014.

- Earned additional honors of the Davey O'Brien National Quarterback Award, Manning Award and consensus All-American honors.
- Winston also earned two letters while playing on Florida State's baseball team as a closer, reliever, outfielder and designated hitter in the 2013 and 2014 seasons.

PERSONAL

- Winston and his wife, Breion Allen, have two children: Antonor Malachi and Taurus Allen...Attended Hueytown High School in Hueytown, AL.
- Majored in social sciences and minored in business at Florida State...Graduated in May 2022, following his return to online school due to injury.
- Selected as the 2011 Gatorade Alabama Football Player of the Year...Rated a four-star prospect by all major outlets...Was the No. 1 player coming out of Alabama according to ESPN.
- Was a dominant baseball player in high school, played center field and pitched...Also was a switch hitter...Was the No. 22 baseball player for the class of 2012 according to Perfect Game...Selected in the 15th round of the 2012 MLB draft by the Texas Rangers.

MAIN TRANSACTIONS

- Originally a 1st-round (1st pick overall) draft pick by the Tampa Bay Buccaneers in 2015.
- Signed with the New Orleans Saints on 4/28/20.
- Waived by New Orleans on 3/13/2024 and signed a one-year contract with the Cleveland Browns on 3/20/2024.
- Signed as a free agent by the New York Giants on 3/31/25.

JAMEIS WINSTON'S NFL REGULAR SEASON PASSING STATISTICS

DATE	TEAM	GP	GS	ATT.	CMP.	PCT.	YDS	AVG.	TD	INT.	LG	SK	LST	RATE
2015	Buccaneers	16	16	535	312	58.3	4,042	7.6	22	15	68	27	190	84.2
2016	Buccaneers	16	16	567	345	60.8	4,090	7.2	28	18	45†	35	239	86.1
2017	Buccaneers	13	13	442	282	63.8	3,504	7.9	19	11	70	33	207	92.2
2018	Buccaneers	11	9	378	244	64.6	2,992	7.9	19	14	64	27	157	90.2
2019	Buccaneers	16	16	626	380	60.7	5,109	8.2	33	30	71†	47	282	84.3
2020	Saints	4	0	11	7	63.6	75	6.8	0	0	19	2	11	83.5
2021	Saints	7	7	161	95	59.0	1,170	7.3	14	3	72†	11	69	102.8
2022	Saints	3	3	115	73	63.5	858	7.5	4	5	51	11	74	79.5
2023	Saints	7	0	47	25	53.2	264	5.6	2	3	30	2	13	57.4
2024	Browns	12	7	296	181	61.1	2,121	7.2	13	12	89†	24	130	80.6
2025	Giants	0	0	0	0	0.0	0	0.0	0	0	0	0	0	0.0
TOTALS		105	87	3,178	1,944	61.2	24,225	7.6	154	111	89†	219	1,372	86.4

JAMEIS WINSTON'S NFL POSTSEASON PASSING STATISTICS

DATE	TEAM	GP	GS	ATT.	CMP.	PCT.	YDS	AVG.	TD	INT.	LG	SK	LST	RATE
2020	Saints	1	0	1	1	100.0	56	56.0	1	0	56†	0	0	158.3
TOTALS		1	0	1	1	100.0	56	56.0	1	0	56†	0	0	158.3

JAMEIS WINSTON'S NFL REGULAR SEASON RUSHING STATISTICS

DATE	TEAM	NO.	YDS.	AVG.	LG	TD
2015	Buccaneers	54	213	3.9	21	6
2016	Buccaneers	53	165	3.1	14	1
2017	Buccaneers	33	135	4.1	17	1
2018	Buccaneers	49	281	5.7	18	1
2019	Buccaneers	59	250	4.2	26	1
2020	Saints	8	-6	-0.8	3	0
2021	Saints	32	166	5.2	20	1
2022	Saints	5	16	3.2	6	0
2023	Saints	5	-6	-1.2	0	0
2024	Browns	25	83	3.3	13	1
2025	Giants	0	0	0.0	0	0
TOTALS		323	1,297	4.0	26	12

JAMEIS WINSTON'S NFL POSTSEASON RUSHING STATISTICS

DATE	TEAM	NO.	YDS.	AVG.	LG	TD
2020	Saints	0	0	0.0	0	0
<b>TOTALS</b>		<b>0</b>	<b>0</b>	<b>0.0</b>	<b>0</b>	<b>0</b>

JAMEIS WINSTON'S NFL REGULAR SEASON PASSING/RUSHING STATISTICS

DATE	TEAM	GP	GS	PASSING											RUSHING				
				ATT.	CMP.	PCT.	YDS	AVG.	TD	INT.	LG	SK	LST	RATE	NO.	YDS.	AVG.	LG	TD
2015	Buccaneers	16	16	535	312	58.3	4,042	7.6	22	15	68	27	190	84.2	54	213	3.9	21	6
2016	Buccaneers	16	16	567	345	60.8	4,090	7.2	28	18	45†	35	239	86.1	53	165	3.1	14	1
2017	Buccaneers	13	13	442	282	63.8	3,504	7.9	19	11	70	33	207	92.2	33	135	4.1	17	1
2018	Buccaneers	11	9	378	244	64.6	2,992	7.9	19	14	64	27	157	90.2	49	281	5.7	18	1
2019	Buccaneers	16	16	626	380	60.7	5,109	8.2	33	30	71†	47	282	84.3	59	250	4.2	26	1
2020	Saints	4	0	11	7	63.6	75	6.8	0	0	19	2	11	83.5	8	-6	-0.8	3	0
2021	Saints	7	7	161	95	59.0	1,170	7.3	14	3	72†	11	69	102.8	32	166	5.2	20	1
2022	Saints	3	3	115	73	63.5	858	7.5	4	5	51	11	74	79.5	5	16	3.2	6	0
2023	Saints	7	0	47	25	53.2	264	5.6	2	3	30	2	13	57.4	5	-6	-1.2	0	0
2024	Browns	12	7	296	181	61.1	2,121	7.2	13	12	89†	24	130	80.6	25	83	3.3	13	1
2025	Giants	0	0	0	0	0.0	0	0.0	0	0	0	0	0	0.0	0	0	0.0	0	0
<b>TOTALS</b>		<b>105</b>	<b>87</b>	<b>3,178</b>	<b>1,944</b>	<b>61.2</b>	<b>24,225</b>	<b>7.6</b>	<b>154</b>	<b>111</b>	<b>89†</b>	<b>219</b>	<b>1,372</b>	<b>86.4</b>	<b>323</b>	<b>1,297</b>	<b>4.0</b>	<b>26</b>	<b>12</b>

JAMEIS WINSTON'S NFL POSTSEASON PASSING/RUSHING STATISTICS

DATE	TEAM	GP	GS	PASSING											RUSHING				
				ATT.	CMP.	PCT.	YDS	AVG.	TD	INT.	LG	SK	LST	RATE	NO.	YDS.	AVG.	LG	TD
2020	Saints	1	0	1	1	100.0	56	56.0	1	0	56†	0	0	158.3	0	0	0.0	0	0
<b>TOTALS</b>		<b>1</b>	<b>0</b>	<b>1</b>	<b>1</b>	<b>100.0</b>	<b>56</b>	<b>56.0</b>	<b>1</b>	<b>0</b>	<b>56†</b>	<b>0</b>	<b>0</b>	<b>158.3</b>	<b>0</b>	<b>0</b>	<b>0.0</b>	<b>0</b>	<b>0</b>

SINGLE-GAME HIGHS: QUARTERBACK

<b>Pass Attempts</b>	58 vs. Los Angeles Rams, Sep 25, 2016	<b>Passer Rating</b>	131.6 at Philadelphia Eagles, Nov 22, 2015
<b>Pass Completions</b>	36 vs. Los Angeles Rams, Sep 25, 2016	<b>Rush Attempts</b>	10 vs. Cleveland Browns, Oct 21, 2018
<b>Yards Passing</b>	458 at Detroit Lions, Dec 15, 2019	<b>Rushing Yards</b>	55 vs. Cleveland Browns, Oct 21, 2018
<b>TD Passes</b>	5 vs. Green Bay Packers, Sep 12, 2021	<b>Rushing Average</b>	6.6 at Tennessee Titans, Oct 27, 2019
	...1 more at 5.	<b>Longest Runs</b>	26 vs. Arizona Cardinals, Nov 10, 2019
<b>Long Passes</b>	72† at Washington Football Team, Oct 10, 2021	<b>Rushing TDs</b>	1 at Carolina Panthers, Sep 19, 2021
<b>Completion Percentage</b>	80.0 at Chicago Bears, Sep 30, 2018		...10 more at 1.

SINGLE-GAME HIGHS - POSTSEASON: QUARTERBACK

<b>Pass Attempts</b>	1 vs. Tampa Bay Buccaneers, Jan 17, 2021	<b>TD Passes</b>	1 vs. Tampa Bay Buccaneers, Jan 17, 2021
<b>Pass Completions</b>	1 vs. Tampa Bay Buccaneers, Jan 17, 2021	<b>Long Passes</b>	56† vs. Tampa Bay Buccaneers, Jan 17, 2021
<b>Yards Passing</b>	56 vs. Tampa Bay Buccaneers, Jan 17, 2021		

300-YARD PASSING GAMES (31): REGULAR SEASON

DATE	TEAM	NO.	YDS.	AVG.	LG	TD
12/17/15	at Rams	29	363	12.5	44	2
01/03/16	at Panthers	29	325	11.2	30	0
09/25/16	RAMS	36	405	11.3	33	3
11/13/16	BEARS	23	312	13.6	43†	2
11/20/16	at Chiefs	24	331	13.8	31	1
09/24/17	at Vikings	28	328	11.7	32	2
10/01/17	GIANTS	22	332	15.1	58†	3
10/05/17	PATRIOTS	26	334	12.8	41	1
10/22/17	at Bills	32	384	12.0	33†	3
12/24/17	at Panthers	21	367	17.5	70	1
12/31/17	SAINTS	28	363	13.0	43	1
10/14/18	at Falcons	30	395	13.2	51	4
10/21/18	BROWNS	32	365	11.4	29	0
11/25/18	49ERS	29	312	10.8	42	2
12/23/18	at Cowboys	34	336	9.9	38	1
12/30/18	FALCONS	22	345	15.7	33	4
09/22/19	GIANTS	23	380	16.5	55	3
09/29/19	at Rams	28	385	13.8	67†	4
10/13/19	PANTHERS	30	400	13.3	37	1
10/27/19	at Titans	21	301	14.3	46	2
11/03/19	at Seahawks	29	335	11.6	25	2
11/10/19	CARDINALS	30	358	11.9	49	1
11/17/19	SAINTS	30	313	10.4	48	2
11/24/19	at Falcons	18	313	17.4	71†	3
12/08/19	COLTS	33	456	13.8	61†	4
12/15/19	at Lions	28	458	16.4	51	4
12/21/19	TEXANS	25	335	13.4	31	1
09/25/22	at Panthers	25	353	14.1	49	1
10/27/24	RAVENS	27	334	12.4	38†	3
11/17/24	at Saints	30	395	13.2	89†	2
12/02/24	at Broncos	34	497	14.6	70†	4

2025 GAME-BY-GAME REGULAR-SEASON STATISTICS (GIANTS)

DATE	OPPONENT	P/S	PASSING											RUSHING				W/L	SCORE
			ATT	CMP	YDS	PCT	Y/A	Y/C	TD	INT	LG	SK/YD	RATE	ATT	YDS	LG	TD		
09/07	at Commanders								ON INACTIVE LIST									L	6-21
09/14	at Cowboys								ON INACTIVE LIST									L	37-40+
09/21	Chiefs								ON INACTIVE LIST									L	9-22
09/28	Chargers								ON INACTIVE LIST									W	21-18
10/05	at Saints								ON INACTIVE LIST									L	14-26
10/09	Eagles								ON INACTIVE LIST									W	34-17
10/19	at Broncos								ON INACTIVE LIST									L	32-33
10/26	at Eagles								ON INACTIVE LIST									L	20-38
2025 TOTALS		0-0	0	0	0	0.0	0.0	0.0	0	0	0	0/0	0.0	0	0	0	0	2-6	

+ - Overtime



# GIANTS STATS

GIANTS

SINCE 1925

NEW YORK FOOTBALL GIANTS

BIG BLUE

G-MEN

# GIANTS







PLAYER	SOLO	ASSISTS	TT	SACKS	YDS	INTS	YDS	PD	TFL	QBH	FF	FR	ST FF	ST FR	SAFETY	DEF TD
Swayze Bozeman	0	1	1	0.0	0.0	0	0	0	0	0	0	0	0	0	0	0
Dexter Lawrence II	7	13	20	0.5	3.5	1	37	3	1	4	0	0	0	0	0	0
Deonte Banks	14	3	17	0.0	0.0	0	0	2	2	0	0	0	0	0	0	0
Elijah Garcia	2	2	4	1.0	9.0	0	0	0	1	1	0	0	0	0	0	0
Roy Robertson-Harris	5	7	12	0.0	0.0	0	0	1	2	2	0	0	0	0	0	0
Darius Alexander	2	3	5	0.5	3.5	0	0	1	1	2	0	0	0	0	0	0
Kayvon Thibodeaux	12	9	21	2.5	14.5	0	0	2	5	9	0	0	0	0	0	0
Dane Belton	16	15	31	0.0	0.0	0	0	2	0	0	1	0	0	0	0	0
Cor'Dale Flott	18	7	25	0.0	0.0	1	68	7	2	0	0	0	0	0	0	0
Abdul Carter	10	11	21	0.5	5.5	0	0	0	1	8	0	0	0	0	0	0
Jevón Holland	15	11	26	0.0	0.0	0	0	3	0	0	0	0	0	0	0	0
Dru Phillips	33	6	39	0.0	0.0	2	56	9	5	0	0	1	0	0	0	0
Tyler Nubin	29	12	41	0.0	0.0	0	0	1	4	0	0	0	0	0	0	0
Brian Burns	25	13	38	10.0	89.0	0	0	4	13	14	1	0	0	0	0	0
Paulson Adebo	41	7	48	0.0	0.0	0	0	4	1	0	0	0	0	0	0	0
Bobby Okereke	36	32	68	1.0	0.0	0	0	2	0	1	0	0	0	0	0	0
Darius Muasau	15	12	27	1.0	0.0	0	0	0	2	1	0	0	0	0	0	0
Chauncey Golston	1	1	2	0.0	0.0	0	0	0	0	0	0	0	0	0	0	0
Chris Board	1	0	1	0.0	0.0	0	0	0	0	0	0	0	0	0	0	0
Rakeem Nuñez-Roches Sr.	3	10	13	1.0	5.0	0	0	1	1	2	0	0	0	0	0	0
Victor Dimukeje	0	1	1	0.0	0.0	0	0	1	0	0	0	0	0	0	0	0
D.J. Davidson	4	0	4	0.0	0.0	0	0	1	1	0	0	0	0	0	0	0
Micah McFadden	1	1	2	0.0	0.0	0	0	0	0	1	0	0	0	0	0	0
Korie Black	0	1	1	0.0	0.0	0	0	0	0	0	0	0	0	0	0	0
Raheem Layne	1	0	1	0.0	0.0	0	0	0	0	0	0	0	0	0	0	0
2025 TOTALS	291	178	469	16.0	128.0	4	161	44	42	45	2	1	0	0	0	0

## 2025 REGULAR SEASON RECORDS

OVERALL	2-6	IN SEPTEMBER	1-3
GIANTS AT METLIFE STADIUM	2-1	IN OCTOBER	1-3
GIANTS ON THE ROAD	0-5		
GIANTS ON GRASS	0-3		
GIANTS ON ARTIFICIAL TURF	2-3		
		ON SUNDAY NIGHT	0-1
		ON THURSDAY NIGHT	1-0
GIANTS WIN COIN TOSS	2-2	DAY GAMES	1-5
GIANTS LOSE COIN TOSS	0-4		
GIANTS SCORE FIRST	1-3		
OPPONENT SCORES FIRST	1-3	NIGHT GAMES	1-1
GIANTS LEAD AT HALFTIME	2-2		
GIANTS TRAIL AT HALFTIME	0-4	VS. NFC EAST OVERALL	1-3
		VS. NFC EAST AT HOME	1-0
GIANTS LEAD AFTER 3RD QUARTER	2-1	VS. NFC EAST ON THE ROAD	0-3
GIANTS TRAIL AFTER 3RD QUARTER	0-5		
		VS. NFC	1-4
GAME GOES TO OVERTIME	0-1	VS. NFC SOUTH	0-1
GIANTS SCORE ON FIRST POSSESSION	2-2		
GIANTS SCORE 10 OR MORE POINTS	2-4		
GIANTS SCORE 20 OR MORE POINTS	2-3		
GIANTS SCORE 30 OR MORE POINTS	1-2	VS. AFC	1-2
GIANTS HAVE 30:00+TOP	2-4		
GIANTS HAVE LESS THAN 30:00 TOP	0-2		
GIANTS ALLOW 10 OR MORE	2-6		
GIANTS ALLOW 20 OR MORE	0-6	VS. AFC WEST	1-2
GIANTS ALLOW 30 OR MORE	0-3		
OUTCOME 7 POINTS OR LESS	1-2		
OUTCOME 3 POINTS OR LESS	1-2		
RUSHING 20 OR MORE TIMES	2-6		
RUSHING 30 OR MORE TIMES	2-1		
GIANTS HAVE 300 NET PASSING YARDS	0-1		
WHEN OUTGAIN OPPONENTS	1-2		
WHEN OUTFRUSHING OPPONENTS	2-2		
WHEN OUT-PASS OPPONENTS	0-3		
OPPONENTS HAVE 100-YARD RUSHER	1-2		
OPPONENTS HAVE 300 NET PASSING YARDS	0-1		

## GIANTS

DATE	OPPONENT	1Q	2Q	1H	3Q	4Q	2H	OT	TOTAL
09/07	at Washington	0	3	3	3	0	3	--	6
09/14	at Dallas	6	7	13	3	21	24	0	37
09/21	Kansas City	0	6	6	0	3	3	--	9
09/28	L.A. Chargers	7	6	13	8	0	8	--	21
10/05	at New Orleans	7	7	14	0	0	0	--	14
10/09	Philadelphia	13	7	20	7	7	14	--	34
10/19	at Denver	7	6	13	6	13	19	--	32
10/26	at Philadelphia	7	3	10	3	7	10	--	20
11/02	San Francisco	--	--	--	--	--	--	--	--
11/09	at Chicago	--	--	--	--	--	--	--	--
11/16	Green Bay	--	--	--	--	--	--	--	--
11/23	at Detroit	--	--	--	--	--	--	--	--
12/01	at New England	--	--	--	--	--	--	--	--
12/14	Washington	--	--	--	--	--	--	--	--
12/21	Minnesota	--	--	--	--	--	--	--	--
12/27	at Las Vegas	--	--	--	--	--	--	--	--
01/04	Dallas	--	--	--	--	--	--	--	--
<b>TOTALS</b>		<b>47</b>	<b>45</b>	<b>92</b>	<b>30</b>	<b>51</b>	<b>81</b>	<b>0</b>	<b>173</b>

## OPPONENTS

DATE	OPPONENT	1Q	2Q	1H	3Q	4Q	2H	OT	TOTAL
09/07	at Washington	7	7	14	0	7	7	--	21
09/14	at Dallas	0	10	10	7	20	27	3	40
09/21	Kansas City	3	6	9	7	6	13	--	22
09/28	L.A. Chargers	0	10	10	8	0	8	--	18
10/05	at New Orleans	3	13	16	3	7	10	--	26
10/09	Philadelphia	10	7	17	0	0	0	--	17
10/19	at Denver	0	0	0	0	33	33	--	33
10/26	at Philadelphia	7	14	21	3	14	17	--	38
11/02	San Francisco	--	--	--	--	--	--	--	--
11/09	at Chicago	--	--	--	--	--	--	--	--
11/16	Green Bay	--	--	--	--	--	--	--	--
11/23	at Detroit	--	--	--	--	--	--	--	--
12/01	at New England	--	--	--	--	--	--	--	--
12/14	Washington	--	--	--	--	--	--	--	--
12/21	Minnesota	--	--	--	--	--	--	--	--
12/27	at Las Vegas	--	--	--	--	--	--	--	--
01/04	Dallas	--	--	--	--	--	--	--	--
<b>TOTALS</b>		<b>30</b>	<b>67</b>	<b>97</b>	<b>28</b>	<b>87</b>	<b>115</b>	<b>3</b>	<b>215</b>

## 2025 REGULAR SEASON GIANTS GAME-BY-GAME OFFENSE

	9/7 @ WAS	9/14 @ DAL	9/21 KC	9/28 LAC	10/5 @ NO	10/9 PHI	10/19 @ DEN	10/26 @ PHI	11/2 SF	11/9 @ CHI	11/16 GB	11/23 @ DET	12/1 @ NE	12/14 WAS	12/21 MIN	12/27 @ LV	1/4 DAL	Totals
<b>FIRST DOWNS</b>																		
Total	17	22	19	20	23	25	26	13										165
Rushing	4	6	8	11	11	14	7	4										65
Passing	9	15	7	6	10	8	12	9										76
Penalty	4	1	4	3	2	3	7	0										24
<b>THIRD DOWNS</b>																		
Attempts	16	14	10	15	10	16	15	12										108
Converted	4	6	1	7	3	11	6	5										43
Percentage	25.0%	42.9%	10.0%	46.7%	30.0%	68.8%	40.0%	41.7%										39.8%
<b>FOURTH DOWNS</b>																		
Attempts	2	2	4	1	5	0	2	1										17
Converted	1	1	1	0	3	0	2	1										9
Percentage	50.0%	50.0%	25.0%	0.0%	60.0%	0	100.0%	100.0%										52.9%
<b>TOT. OFFENSE</b>																		
Net Yards	231	506	281	250	335	366	387	246										2,602
Plays	62	65	61	69	70	67	69	50										513
Avg./Play	3.7	7.8	4.6	3.6	4.8	5.5	5.6	4.9										5.1
<b>RUSHING</b>																		
Net Yards	74	84	130	161	136	172	119	68										944
Rush. Att.	23	21	27	42	29	39	32	21										234
Avg./Att.	3.2	4.0	4.8	3.8	4.7	4.4	3.7	3.2										4.0
<b>PASSING</b>																		
Net Yards	157	422	151	89	199	194	268	178										1,658
Attempts	37	41	32	21	40	26	33	24										254
Completions	17	30	18	14	26	17	15	14										151
Intercepted	0	1	2	0	2	0	1	0										6
Gross Yards	168	450	160	119	202	195	283	193										1,770
Sacked	2.0	3.0	2.0	6.0	1.0	2.0	4.0	5.0										25.0
Yards Lost	11	28	9	30	3	1	15	15										112
<b>ADVANCES</b>																		
Rushes	23	21	27	42	29	39	32	21										234
Completions	17	30	18	14	26	17	15	14										151
Totals	40	51	45	56	55	56	47	35										385
Total Drives	9	12	9	11	10	10	12	9										82
<b>PENALTIES</b>																		
Number	6	14	7	8	8	6	8	7										64
Yards	35	160	82	43	95	55	36	54										560
<b>FUMBLES</b>																		
Number	1	1	0	2	3	0	0	0										7
Lost	0	0	0	0	3	0	0	0										3
<b>PUNTING</b>																		
Yards	287	135	61	244	75	171	263	194										1,430
Punts	6	3	2	5	2	4	6	4										32
Net Avg.	41.2	44.3	28.5	43.8	37.5	38.8	35.7	44.3										39.9
Gross Avg.	47.8	45.0	30.5	48.8	37.5	42.8	43.8	48.5										44.7
<b>SCORING</b>																		
Points	6	37	9	21	14	34	32	20										173
Q1	0	6	0	7	7	13	7	7										47
Q2	3	7	6	6	7	7	6	3										45
Q3	3	3	0	8	0	7	6	3										30
Q4	0	21	3	0	0	7	13	7										51
OT	0	0	0	0	0	0	0	0										0
TD Rushing	0	1	1	1	0	4	2	1										10
TD Passing	0	3	0	1	2	1	3	1										11
TD KO Returns	0	0	0	0	0	0	0	0										0
TD Punt Returns	0	0	0	0	0	0	0	0										0
TD Sp. Teams	0	0	0	0	0	0	0	0										0
TD Def. Returns	0	0	0	0	0	0	0	0										0
FG Attempts	2	3	1	2	0	0	0	2										10
FG Made	2	3	1	2	0	0	0	2										10
Safety	0	0	0	0	0	0	0	0										0
2-Pt Attempts	0	0	0	1	0	0	1	0										2
2-Pt Made	0	0	0	1	0	0	0	0										1
Time of Possession	30:32	32:39	28:10	35:28	31:50	30:59	30:11	26:45										246:34

## 2025 REGULAR SEASON GIANTS GAME-BY-GAME DEFENSE

	09/07 @ WAS	09/14 @ DAL	09/21 KC	09/28 LAC	10/05 @ NO	10/09 PHI	10/19 @ DEN	10/26 @ PHI	11/02 SF	11/09 @ CHI	11/16 GB	11/23 @ DET	12/01 @ NE	12/14 WAS	12/21 MIN	12/27 @ LV	01/04 DAL	Totals
<b>FIRST DOWNS</b>																		
Total	25	32	22	17	18	20	25	23										182
Rushing	11	8	6	6	5	5	8	12										61
Passing	11	18	13	8	10	14	15	10										99
Penalty	3	6	3	3	3	1	2	1										22
<b>THIRD DOWNS</b>																		
Attempts	11	14	15	12	15	9	13	8										97
Converted	4	6	8	4	7	1	4	2										36
Percentage	36.4%	42.9%	53.3%	33.3%	46.7%	11.1%	30.8%	25.0%										37.1%
<b>FOURTH DOWNS</b>																		
Attempts	0	1	0	0	1	2	2	2										8
Converted	0	1	0	0	1	2	1	2										7
Percentage	0	100.0%	0	0	100.0%	100.0%	50.0%	100.0%										87.5%
<b>TOT. OFFENSE</b>																		
Net Yards	432	478	306	338	332	339	407	427										3,059
Plays	65	83	67	56	62	56	76	57										522
Avg./Play	6.6	5.8	4.6	6.0	5.4	6.1	5.4	7.5										5.9
<b>RUSHING</b>																		
Net Yards	220	135	105	152	88	73	142	276										1,191
Rush. Att.	32	28	28	13	30	20	24	33										208
Avg./Att.	6.9	4.8	3.8	11.7	2.9	3.7	5.9	8.4										5.7
<b>PASSING</b>																		
Net Yards	212	343	201	186	244	266	265	151										1,868
Attempts	30	52	37	41	32	33	50	20										295
Completions	19	38	22	23	22	24	27	15										190
Intercepted	0	1	0	2	0	1	0	0										4
Gross Yards	233	361	224	203	244	283	279	179										2,006
Sacked	3.0	3.0	2.0	2.0	0.0	3.0	2.0	4.0										19.0
Yards Lost	21	18	23	17	0	17	14	28										138
<b>ADVANCES</b>																		
Rushes	32	28	28	13	30	20	24	33										208
Completions	19	38	22	23	22	24	27	15										190
Totals	51	66	50	36	52	44	51	48										398
Total Drives	10	14	10	11	10	10	13	9										87
<b>PENALTIES</b>																		
Number	12	12	8	14	7	4	12	5										74
Yards	89	106	85	107	43	46	127	30										633
<b>FUMBLES</b>																		
Number	0	1	2	0	0	1	1	0										5
Lost	0	0	0	0	0	1	0	0										1
<b>PUNTING</b>																		
Yards	245	191	139	244	83	214	303	57										1,476
Punts	5	4	3	5	2	4	6	1										30
Net Avg.	40.2	38.3	40.7	46.0	41.5	46.5	45.8	57.0										43.6
Gross Avg.	49.0	47.8	46.3	48.8	41.5	53.5	50.5	57.0										49.2
<b>SCORING</b>																		
Points	21	40	22	18	26	17	33	38										215
Q1	7	0	3	0	3	10	0	7										30
Q2	7	10	6	10	13	7	0	14										67
Q3	0	7	7	8	3	0	0	3										28
Q4	7	20	6	0	7	0	33	14										87
OT	0	3	0	0	0	0	0	0										3
TD Rushing	2	2	1	1	0	1	2	1										10
TD Passing	1	2	1	1	1	1	2	4										13
TD KO Returns	0	0	0	0	0	0	0	0										0
TD Punt Returns	0	0	0	0	0	0	0	0										0
TD Sp. Teams	0	0	0	0	0	0	0	0										0
TD Def. Returns	0	0	0	0	1	0	0	0										1
FG Attempts	0	4	4	1	6	1	1	2										19
FG Made	0	4	3	1	4	1	1	1										15
Safety	0	0	0	0	0	0	0	0										0
2-Pt Attempts	0	0	0	1	0	0	2	0										3
2-Pt Made	0	0	0	1	0	0	2	0										3
Time of Possession	29:28	37:21	31:50	24:32	28:10	29:01	29:49	33:15										243:26



GIANTS													
Date	Opponent	3rd & 1	3rd & 2	3rd & 3	3rd & 4	3rd & 5	3rd & 6	3rd & 7	3rd & 8	3rd & 9	3rd & 10+	Total	Ttl %
9/7	at Washington	1 / 2	0 / 1	0 / 1	1 / 3	0 / 0	2 / 2	0 / 1	0 / 0	0 / 0	0 / 6	4 / 16	25.00
9/14	at Dallas	2 / 2	0 / 0	1 / 2	1 / 2	1 / 2	0 / 0	0 / 2	0 / 0	0 / 0	1 / 4	6 / 14	42.86
9/21	Kansas City	0 / 0	0 / 0	0 / 0	0 / 1	0 / 2	0 / 2	0 / 2	1 / 1	0 / 0	0 / 2	1 / 10	10.00
9/28	L.A. Chargers	1 / 2	1 / 1	0 / 1	1 / 1	1 / 2	1 / 1	0 / 0	0 / 0	0 / 0	2 / 7	7 / 15	46.67
10/5	at New Orleans	0 / 0	0 / 1	1 / 2	0 / 1	0 / 0	0 / 1	1 / 1	1 / 2	0 / 1	0 / 1	3 / 10	30.00
10/9	Philadelphia	3 / 3	1 / 2	1 / 1	1 / 1	1 / 1	1 / 1	0 / 0	2 / 3	0 / 1	1 / 3	11 / 16	68.75
10/19	at Denver	0 / 1	1 / 2	1 / 1	1 / 2	0 / 1	0 / 0	0 / 0	0 / 2	0 / 1	3 / 5	6 / 15	40.00
10/26	at Philadelphia	0 / 0	1 / 1	0 / 1	0 / 0	0 / 0	0 / 1	1 / 1	2 / 2	0 / 0	1 / 6	5 / 12	41.67
11/2	San Francisco	--	--	--	--	--	--	--	--	--	--	--	--
11/9	at Chicago	--	--	--	--	--	--	--	--	--	--	--	--
11/16	Green Bay	--	--	--	--	--	--	--	--	--	--	--	--
11/23	at Detroit	--	--	--	--	--	--	--	--	--	--	--	--
12/1	at New England	--	--	--	--	--	--	--	--	--	--	--	--
12/14	Washington	--	--	--	--	--	--	--	--	--	--	--	--
12/21	Minnesota	--	--	--	--	--	--	--	--	--	--	--	--
12/27	at Las Vegas	--	--	--	--	--	--	--	--	--	--	--	--
1/4	Dallas	--	--	--	--	--	--	--	--	--	--	--	--
TOTALS		7 / 10	4 / 8	4 / 9	5 / 11	3 / 8	4 / 8	2 / 7	6 / 10	0 / 3	8 / 34	43 / 108	39.81
		70.0%	50.0%	44.4%	45.5%	37.5%	50.0%	28.6%	60.0%	0.0%	23.5%	39.8%	--

OPPONENT													
Date	Opponent	3rd & 1	3rd & 2	3rd & 3	3rd & 4	3rd & 5	3rd & 6	3rd & 7	3rd & 8	3rd & 9	3rd & 10+	Total	Ttl %
9/7	at Washington	1 / 3	0 / 0	0 / 0	0 / 0	1 / 2	1 / 1	0 / 0	0 / 0	0 / 1	1 / 4	4 / 11	36.36
9/14	at Dallas	0 / 1	0 / 0	0 / 1	1 / 1	2 / 2	0 / 0	0 / 1	1 / 1	1 / 1	1 / 6	6 / 14	42.86
9/21	Kansas City	1 / 2	2 / 2	3 / 3	0 / 1	0 / 0	1 / 1	0 / 0	0 / 0	0 / 0	1 / 6	8 / 15	53.33
9/28	L.A. Chargers	1 / 1	0 / 1	1 / 1	0 / 0	1 / 3	0 / 2	0 / 1	0 / 0	0 / 1	1 / 2	4 / 12	33.33
10/5	at New Orleans	3 / 4	2 / 2	1 / 1	0 / 0	0 / 0	0 / 0	1 / 2	0 / 0	0 / 1	0 / 5	7 / 15	46.67
10/9	Philadelphia	0 / 1	0 / 0	0 / 1	0 / 0	0 / 0	0 / 1	1 / 2	0 / 1	0 / 0	0 / 3	1 / 9	11.11
10/19	at Denver	0 / 0	1 / 2	0 / 1	0 / 0	1 / 2	0 / 1	0 / 0	1 / 1	0 / 0	1 / 6	4 / 13	30.77
10/26	at Philadelphia	0 / 0	0 / 0	0 / 2	1 / 1	0 / 0	1 / 1	0 / 1	0 / 0	0 / 1	0 / 2	2 / 8	25.00
11/2	San Francisco	--	--	--	--	--	--	--	--	--	--	--	--
11/9	at Chicago	--	--	--	--	--	--	--	--	--	--	--	--
11/16	Green Bay	--	--	--	--	--	--	--	--	--	--	--	--
11/23	at Detroit	--	--	--	--	--	--	--	--	--	--	--	--
12/1	at New England	--	--	--	--	--	--	--	--	--	--	--	--
12/14	Washington	--	--	--	--	--	--	--	--	--	--	--	--
12/21	Minnesota	--	--	--	--	--	--	--	--	--	--	--	--
12/27	at Las Vegas	--	--	--	--	--	--	--	--	--	--	--	--
1/4	Dallas	--	--	--	--	--	--	--	--	--	--	--	--
TOTALS		6 / 12	5 / 7	5 / 10	2 / 3	5 / 9	3 / 7	2 / 7	2 / 3	1 / 5	5 / 34	36 / 97	37.11
		50.0%	71.4%	50.0%	66.7%	55.6%	42.9%	28.6%	66.7%	20.0%	14.7%	37.1%	--

## 2025 REGULAR SEASON NYG INDIVIDUAL SINGLE-GAME HIGHS

Touchdowns	3	Skattebo, C.	vs. PHI	10/09	2	Barkley, S.	at PHI	10/26
						Goedert, D.	at PHI	10/26
						Nix, B.	at DEN	10/19
Passes Attempted	41	Wilson, R.	at DAL	09/14	52	Prescott, D.	at DAL	09/14
Passes Completed	30	Wilson, R.	at DAL	09/14	38	Prescott, D.	at DAL	09/14
Completion Percentage	73.2	Wilson, R.	at DAL	09/14	75.0	Hurts, J.	at PHI	10/26
Passing Yards	450	Wilson, R.	at DAL	09/14	361	Prescott, D.	at DAL	09/14
Yards Per Attempt	11.0	Wilson, R.	at DAL	09/14	9.0	Hurts, J.	at PHI	10/26
Touchdown Passes	3	Dart, J.	at DEN	10/19	4	Hurts, J.	at PHI	10/26
		Wilson, R.	at DAL	09/14				
Passer Rating	123.0	Wilson, R.	at DAL	09/14	141.5	Hurts, J.	at PHI	10/26
Pass Receptions	9	Nabers, M.	at DAL	09/14	9	Goedert, D.	vs. PHI	10/09
						Ferguson, J.	at DAL	09/14
						Lamb, C.	at DAL	09/14
Receiving Yards	167	Nabers, M.	at DAL	09/14	114	Shaheed, R.	at NO	10/05
Touchdown Receptions	2	Johnson, T.	at NO	10/05	2	Goedert, D.	at PHI	10/26
		Nabers, M.	at DAL	09/14				
Rushing Yards	98	Skattebo, C.	vs. PHI	10/09	150	Barkley, S.	at PHI	10/26
Rushing Attempts	25	Skattebo, C.	vs. LAC	09/28	18	Williams, J.	at DAL	09/14
Rushing Average	7.9	Dart, J.	at NO	10/05	11.6	Bigsby, T.	at PHI	10/26
Rushing Touchdowns	3	Skattebo, C.	vs. PHI	10/09	2	Nix, B.	at DEN	10/19
Yards From Scrimmage	167	Nabers, M.	at DAL	09/14	174	Barkley, S.	at PHI	10/26
Combined Net Yards	183	Tracy Jr., T.	at DAL	09/14	174	Barkley, S.	at PHI	10/26
Interceptions Made	1	Flott, C.	vs. PHI	10/09	2	McKinstry, K.	at NO	10/05
		Lawrence II, D.	vs. LAC	09/28				
		Phillips, D.	vs. LAC	09/28				
		Phillips, D.	at DAL	09/14				
Interceptions Thrown	2	Dart, J.	at NO	10/05	2	Herbert, J.	vs. LAC	09/28
		Wilson, R.	vs. KC	09/21				
INT Return Yards	68	Flott, C.	vs. PHI	10/09	23	Roland-Wallace, C.	vs. KC	09/21
Tackles	16	Okereke, B.	at WAS	09/07	14	Bolton, N.	vs. KC	09/21
Sacks	2.0	Burns, B.	at DEN	10/19	4.0	Tuipulotu, T.	vs. LAC	09/28
		Burns, B.	vs. PHI	10/09				
		Burns, B.	at WAS	09/07				
Punts	6	Gillan, J.	at DEN	10/19	6	Crawshaw, J.	at DEN	10/19
		Gillan, J.	at WAS	09/07				
Punts Inside the 20	3	Gillan, J.	vs. LAC	09/28	3	Scott, J.	vs. LAC	09/28
Punting Average	48.8	Gillan, J.	vs. LAC	09/28	57.0	Mann, B.	at PHI	10/26
Punt Returns	3	Olszewski, G.	at DEN	10/19	4	Still, T.	vs. LAC	09/28
		Olszewski, G.	vs. PHI	10/09				
		Olszewski, G.	at DAL	09/14				
		Olszewski, G.	at WAS	09/07				
Punt Return Yards	38	Olszewski, G.	at DAL	09/14	29	Mims Jr., M.	at DEN	10/19
Kickoff Returns	5	Singletary, D.	vs. KC	09/21	4	Badie, T.	at DEN	10/19
		Tracy Jr., T.	at DAL	09/14		Tolbert, J.	at DAL	09/14
						Turpin, K.	at DAL	09/14
Kickoff Return Yards	134	Singletary, D.	vs. KC	09/21	100	Turpin, K.	at DAL	09/14
Field Goals Attempted	3	Gano, G.	at DAL	09/14	6	Grupe, B.	at NO	10/05
Field Goals Made	3	Gano, G.	at DAL	09/14	4	Grupe, B.	at NO	10/05
						Aubrey, B.	at DAL	09/14

## 2025 REGULAR SEASON NYG LONGEST PLAYS

Run From Scrimmage	31	Tracy Jr., T.	at DEN	10/19	65	Barkley, S.	at PHI	10/26
Touchdown Run	31	Tracy Jr., T.	at DEN	10/19	65	Barkley, S.	at PHI	10/26
Passing Long	52	Wilson, R.	at DAL	09/14	87	Rattler, S.	at NO	10/05
Touchdown Pass Long	48	Wilson, R.	at DAL	09/14	87	Rattler, S.	at NO	10/05
Pass Reception	52	Slayton, D.	at DAL	09/14	87	Shaheed, R.	at NO	10/05
Touchdown Reception	48	Nabers, M.	at DAL	09/14	87	Shaheed, R.	at NO	10/05
Interception Return	68	Flott, C.	vs. PHI	10/09	23	Roland-Wallace, C.	vs. KC	09/21
Longest Opponent's Fumble Return					86	Howden, J.	at NO	10/05
Punt Return					17	Gipson, X.	at PHI	10/26
						Mims Jr., M.	at DEN	10/19
Kickoff Return	46	Banks, D.	at NO	10/05	41	Shipley, W.	at PHI	10/26



Punt	69	Gillan, J.	vs. LAC	09/28	64	Way, T.	at WAS	09/07
Field Goal	55	Gano, G.	at WAS	09/07	64	Aubrey, B.	at DAL	09/14
Field Goal Attempt	55	Gano, G.	at WAS	09/07	64	Aubrey, B.	at DAL	09/14

WEEK 1: GIANTS 6, COMMANDERS 21														SEPTEMBER 7, 2025													
NY GIANTS														W COMMANDERS													
#	RECD	LOST	POSS	OBTAINED	BEGAN	PLAYS	YDS	PEN	NET	1ST	ENDED	GIVEN UP	#	RECD	LOST	POSS	OBTAINED	BEGAN	PLAYS	YDS	PEN	NET	1ST	ENDED	GIVEN UP		
1	12:31	11:02	1:29	Punt	NYG 23	3	3	0	3	0	NYG 26	Punt	1	15:00	12:31	2:29	Kickoff	WAS 20	6	21	-5	16	1	WAS 36	Punt		
2	07:00	13:57	8:03	Kickoff	NYG 22	16	66	10	76	6	WAS 2	Field Goal	2	11:02	07:00	4:02	Punt	WAS 11	8	89	0	89	4	NYG 7	Touchdown		
3	13:07	11:40	1:27	Punt	NYG 15	3	9	0	9	0	NYG 24	Punt	3	13:57	13:07	0:50	Kickoff	WAS 30	3	1	0	1	0	WAS 31	Punt		
4	06:14	02:00	4:14	Kickoff	NYG 21	6	1	-1	0	1	NYG 21	Punt	4	11:40	06:14	5:26	Punt	WAS 42	8	53	5	58	6	NYG 6	Touchdown		
5	15:00	12:24	2:36	Kickoff	NYG 20	4	15	0	15	1	NYG 35	Punt	5	02:00	00:00	2:00	Punt	WAS 41	10	55	-10	45	3	NYG 4	End Half		
6	09:18	08:30	0:48	Punt	NYG 29	3	0	0	0	0	NYG 29	Punt	6	12:24	09:18	3:06	Punt	WAS 20	5	30	-10	20	1	WAS 40	Punt		
7	07:04	01:43	5:21	Punt	NYG 20	12	48	-5	43	4	WAS 37	Field Goal	7	08:30	07:04	1:26	Punt	WAS 25	4	19	0	19	1	WAS 44	Punt		
8	14:10	12:06	2:04	Punt	NYG 12	5	37	0	37	2	NYG 49	Punt	8	01:43	14:10	2:33	Kickoff	WAS 39	4	5	5	10	1	WAS 49	Punt		
9	07:09	02:39	4:30	Kickoff	NYG 35	12	52	10	62	3	WAS 3	Downs	9	12:06	07:09	4:57	Punt	WAS 20	9	95	-15	80	5	NYG 19	Touchdown		
														10	02:39	00:00	2:39	Downs	WAS 3	8	64	0	64	3	NYG 32	End Game	

WEEK 2: GIANTS 37, COWBOYS 40														SEPTEMBER 14, 2025													
NY GIANTS														★ COWBOYS													
#	RECD	LOST	POSS	OBTAINED	BEGAN	PLAYS	YDS	PEN	NET	1ST	ENDED	GIVEN UP	#	RECD	LOST	POSS	OBTAINED	BEGAN	PLAYS	YDS	PEN	NET	1ST	ENDED	GIVEN UP		
1	15:00	06:11	8:49	Kickoff	NYG 20	16	110	-50	60	4	DAL 20	Field Goal	1	06:11	04:47	1:24	Kickoff	DAL 32	3	9	-5	4	0	DAL 36	Punt		
2	04:47	01:05	3:42	Punt	NYG 31	8	60	-5	55	2	DAL 14	Field Goal	2	01:05	14:09	1:56	Kickoff	DAL 31	3	2	0	2	0	DAL 33	Punt		
3	14:09	12:14	1:55	Punt	NYG 19	3	6	0	6	0	NYG 25	Punt	3	12:14	08:25	3:49	Punt	DAL 25	8	42	0	42	2	NYG 33	Field Goal		
4	08:25	05:37	2:48	Kickoff	NYG 30	5	70	0	70	3	DAL 29	Touchdown	4	05:37	02:11	3:26	Kickoff	DAL 36	8	49	15	64	5	NYG 10	Touchdown		
5	02:11	01:36	0:35	Kickoff	NYG 23	3	5	0	5	0	NYG 28	Punt	5	01:36	00:00	1:36	Punt	DAL 20	8	42	-15	27	2	NYG 48	End Half		
6	14:42	10:20	4:22	Interception	DAL 40	8	30	0	30	2	DAL 10	Downs	6	15:00	14:42	0:18	Kickoff	DAL 21	2	0	0	0	0	DAL 21	Interception		
7	07:20	05:38	1:42	Kickoff	NYG 33	5	57	-5	52	1	DAL 15	Field Goal	7	10:20	07:20	3:00	Downs	DAL 10	6	53	37	90	5	NYG 30	Touchdown		
8	14:13	12:07	2:06	Kickoff	NYG 40	4	39	21	60	4	DAL 1	Touchdown	8	05:38	14:13	6:25	Kickoff	DAL 18	11	38	18	56	3	NYG 26	Field Goal		
9	06:14	02:44	3:30	Kickoff	NYG 37	7	63	0	63	3	DAL 32	Touchdown	9	12:07	06:14	5:53	Kickoff	DAL 15	10	70	15	85	5	NYG 4	Touchdown		
10	00:52	00:25	0:27	Kickoff	NYG 37	3	63	0	63	2	DAL 48	Touchdown	10	02:44	00:52	1:52	Kickoff	DAL 29	11	71	0	71	5	NYG 6	Touchdown		
11	06:46	04:52	1:54	Punt	NYG 14	4	7	0	7	1	NYG 21	Punt	11	00:25	00:00	0:25	Kickoff	DAL 33	4	21	0	21	1	NYG 46	Field Goal		
12	02:49	02:00	0:49	Punt	NYG 34	2	-4	0	-4	0	NYG 30	Interception	12	10:00	06:46	3:14	Kickoff	DAL 19	6	23	0	23	2	DAL 42	Punt		
													13	04:52	02:49	2:03	Punt	DAL 38	3	15	-15	0	0	DAL 38	Punt		
													14	02:00	00:00	2:00	Interception	DAL 30	4	42	0	42	2	NYG 28	Field Goal		

WEEK 3: GIANTS 9, CHIEFS 22													SEPTEMBER 21, 2025												
TV GIANTS													CHIEFS												
#	RECD	LOST	POSS	OBTAINED	BEGAN	PLAYS	YDS	PEN	NET	1ST	ENDED	GIVEN UP	#	RECD	LOST	POSS	OBTAINED	BEGAN	PLAYS	YDS	PEN	NET	1ST	ENDED	GIVEN UP
1	15:00	09:06	5:54	Kickoff	NYG 31	10	41	0	41	3	KC 28	Downs	1	09:06	03:45	5:21	Downs	KC 28	12	46	-10	36	3	NYG 36	Field Goal
2	03:45	00:11	3:34	Kickoff	NYG 36	5	17	0	17	1	KC 47	Punt	2	00:11	09:48	5:23	Punt	KC 19	9	51	0	51	4	NYG 30	Field Goal
3	09:48	08:43	1:05	Kickoff	NYG 26	3	3	0	3	0	NYG 29	Interception	3	08:43	05:24	3:19	Interception	NYG 47	8	25	0	25	2	NYG 22	Missed FG
4	05:24	01:44	3:40	Missed FG	NYG 30	8	50	20	70	5	KC 13	Touchdown	4	01:44	01:11	0:33	Kickoff	KC 22	3	-9	0	-9	0	KC 13	Punt
5	01:11	00:49	0:22	Punt	KC 41	3	3	15	18	1	KC 23	Interception	5	00:49	00:00	0:49	Interception	KC 20	7	12	57	69	3	NYG 11	Field Goal
6	08:22	04:38	3:44	Kickoff	NYG 32	5	20	0	20	1	KC 48	Punt	6	15:00	08:22	6:38	Kickoff	KC 26	11	74	0	74	5	NYG 5	Touchdown
7	01:09	10:12	5:57	Punt	NYG 20	12	68	5	73	5	KC 7	Field Goal	7	04:38	01:09	3:29	Punt	KC 19	6	27	0	27	1	KC 46	Punt
8	06:03	02:31	3:32	Kickoff	NYG 37	12	68	-15	53	3	KC 10	Downs	8	10:12	06:03	4:09	Kickoff	KC 23	9	77	0	77	4	NYG 1	Touchdown
9	02:04	01:42	0:22	Punt	NYG 39	4	11	-5	6	0	NYG 43	Downs	9	02:31	02:04	0:27	Downs	KC 10	3	6	0	6	0	KC 16	Punt
													10	01:42	00:00	1:42	Downs	NYG 45	3	-3	0	-3	0	NYG 47	End Game

## WEEK 4: GIANTS 21, CHARGERS 18

SEPTEMBER 28, 2025

NY GIANTS													CHARGERS												
#	RECD	LOST	POSS	OBTAINED	BEGAN	PLAYS	YDS	PEN	NET	1ST	ENDED	GIVEN UP	#	RECD	LOST	POSS	OBTAINED	BEGAN	PLAYS	YDS	PEN	NET	1ST	ENDED	GIVEN UP
1	13:37	09:20	4:17	Punt	NYG 11	9	75	14	89	6	LAC 15	Touchdown	1	15:00	13:37	1:23	Kickoff	LAC 35	3	8	-5	3	0	LAC 38	Punt
2	05:32	01:56	3:36	Punt	NYG 1	6	19	0	19	1	NYG 20	Punt	2	09:20	05:32	3:48	Kickoff	LAC 26	8	29	0	29	2	NYG 45	Punt
3	00:33	13:47	1:46	Interception	LAC 3	4	4	-5	-1	0	LAC 4	Field Goal	3	01:56	00:33	1:23	Punt	LAC 33	4	12	0	12	1	LAC 45	Interception
4	08:06	01:52	6:14	Kickoff	NYG 40	15	35	12	47	4	LAC 13	Field Goal	4	13:47	08:06	5:41	Kickoff	LAC 35	10	60	-20	40	4	NYG 25	Field Goal
5	00:27	00:00	0:27	Kickoff	NYG 29	1	7	0	7	0	NYG 29	End Half	5	01:52	00:27	1:25	Kickoff	LAC 25	8	70	5	75	4	NYG 36	Touchdown
6	15:00	10:50	4:10	Kickoff	NYG 25	8	30	-10	20	2	NYG 45	Punt	6	10:50	06:51	3:59	Punt	LAC 5	6	38	-10	28	1	LAC 33	Punt
7	06:51	05:09	1:42	Punt	NYG 4	3	-3	0	-3	0	NYG 1	Punt	7	05:09	03:33	1:36	Punt	LAC 41	3	4	0	4	0	LAC 45	Interception
8	03:33	02:49	0:44	Interception	LAC 3	2	3	0	3	1	LAC 3	Touchdown	8	02:49	01:27	1:22	Kickoff	LAC 34	3	66	0	66	2	LAC 46	Touchdown
9	01:27	12:16	4:11	Kickoff	NYG 39	7	21	0	21	2	LAC 40	Punt	9	12:16	11:23	0:53	Punt	LAC 9	3	8	0	8	0	LAC 17	Punt
10	11:23	05:36	5:47	Punt	LAC 48	10	39	6	45	3	LAC 3	Downs	10	05:36	02:52	2:44	Downs	LAC 4	7	21	5	26	2	LAC 30	Punt
11	02:52	00:18	2:34	Punt	NYG 26	6	16	5	21	1	NYG 47	Punt	11	00:18	00:00	0:18	Punt	LAC 16	2	22	0	22	1	LAC 16	End Game

## WEEK 5: GIANTS 14, SAINTS 26

OCTOBER 5, 2025

NY GIANTS													SAINTS												
#	RECD	LOST	POSS	OBTAINED	BEGAN	PLAYS	YDS	PEN	NET	1ST	ENDED	GIVEN UP	#	RECD	LOST	POSS	OBTAINED	BEGAN	PLAYS	YDS	PEN	NET	1ST	ENDED	GIVEN UP
1	13:39	09:34	4:05	Punt	NYG 41	8	56	3	59	5	NO 1	Touchdown	1	15:00	13:39	1:21	Kickoff	NO 9	3	4	-5	-1	0	NO 8	Punt
2	01:40	13:01	3:39	Kickoff	NYG 30	8	70	0	70	4	NO 15	Touchdown	2	09:34	01:40	7:54	Kickoff	NO 20	14	50	20	70	4	NYG 10	Field Goal
3	07:41	05:27	2:14	Kickoff	NYG 35	5	17	0	17	1	NO 48	Punt	3	13:01	07:41	5:20	Kickoff	NO 16	12	49	0	49	4	NYG 35	Field Goal
4	05:16	02:32	2:44	Kickoff	NYG 27	5	21	-5	16	1	NYG 43	Punt	4	05:27	05:16	0:11	Punt	NO 13	1	87	0	87	1	NO 13	Touchdown
5	01:25	01:02	0:23	Missed FG	NYG 42	3	23	0	23	1	NO 44	Fumble	5	02:32	01:25	1:07	Punt	NO 17	6	14	35	49	3	NYG 34	Missed FG
6	15:00	10:52	4:08	Kickoff	NYG 36	7	18	0	18	2	NO 43	Fumble	6	01:02	00:00	1:02	Fumble	NYG 41	8	30	0	30	2	NYG 11	Field Goal
7	06:55	14:47	7:08	Kickoff	NYG 31	12	55	0	55	4	NO 12	Fumble	7	10:52	06:55	3:57	Fumble	NO 46	10	55	-10	45	2	NYG 9	Field Goal
8	14:47	09:57	4:50	Kickoff	NYG 47	9	30	-15	15	1	NO 38	Interception	8	09:57	06:30	3:27	Interception	NO 5	5	27	0	27	1	NO 32	Punt
9	06:30	05:07	1:23	Punt	NYG 36	6	13	-10	3	1	NYG 39	Interception	9	05:07	01:56	3:11	Interception	NYG 45	8	17	0	17	1	NYG 28	Missed FG
10	01:56	00:40	1:16	Missed FG	NYG 36	7	32	15	47	3	NO 17	Downs	10	00:40	00:00	0:40	Downs	NO 17	1	-1	0	-1	0	NO 17	End Game

## WEEK 6: GIANTS 34, EAGLES 17

OCTOBER 9, 2025

NY GIANTS													EAGLES												
#	RECD	LOST	POSS	OBTAINED	BEGAN	PLAYS	YDS	PEN	NET	1ST	ENDED	GIVEN UP	#	RECD	LOST	POSS	OBTAINED	BEGAN	PLAYS	YDS	PEN	NET	1ST	ENDED	GIVEN UP
1	11:59	09:59	2:00	Kickoff	NYG 46	6	59	-5	54	2	PHI 20	Touchdown	1	15:00	11:59	3:01	Kickoff	PHI 40	6	36	0	36	2	NYG 24	Field Goal
2	07:39	05:37	2:02	Punt	NYG 34	4	66	0	66	2	PHI 35	Touchdown	2	09:59	07:39	2:20	Kickoff	PHI 29	3	-6	0	-6	0	PHI 23	Punt
3	01:49	14:50	1:59	Kickoff	NYG 23	3	6	0	6	0	NYG 29	Punt	3	05:37	01:49	3:48	Kickoff	PHI 25	8	75	0	75	4	NYG 3	Touchdown
4	06:56	01:19	5:37	Kickoff	NYG 33	15	67	0	67	6	PHI 4	Touchdown	4	14:50	06:56	7:54	Punt	PHI 26	13	74	0	74	6	NYG 41	Touchdown
5	15:00	13:43	1:17	Kickoff	NYG 29	3	8	0	8	0	NYG 37	Punt	5	01:19	00:00	1:19	Kickoff	PHI 7	6	45	0	45	2	PHI 43	End Half
6	12:08	07:56	4:12	Punt	NYG 44	9	36	20	56	6	PHI 1	Touchdown	6	13:43	12:08	1:35	Punt	PHI 7	3	4	0	4	0	PHI 11	Punt
7	05:25	01:14	4:11	Punt	NYG 10	9	53	-5	48	2	PHI 42	Punt	7	07:56	05:25	2:31	Kickoff	PHI 30	4	8	0	8	1	PHI 38	Punt
8	13:58	12:51	1:07	Punt	NYG 34	3	2	0	2	0	NYG 36	Punt	8	01:14	13:58	2:16	Punt	PHI 12	3	8	0	8	0	PHI 20	Punt
9	11:25	09:41	1:44	Interception	PHI 23	3	8	15	23	2	PHI 1	Touchdown	9	12:51	11:25	1:26	Punt	PHI 34	4	26	25	51	3	NYG 15	Interception
10	06:50	00:00	6:50	Fumble	NYG 25	12	61	-15	46	5	PHI 28	End Game	10	09:41	06:50	2:51	Kickoff	PHI 5	7	69	0	69	2	NYG 37	Fumble

## WEEK 7: GIANTS 32, BRONCOS 33

OCTOBER 19, 2025

NY GIANTS													BRONCOS												
#	RECD	LOST	POSS	OBTAINED	BEGAN	PLAYS	YDS	PEN	NET	1ST	ENDED	GIVEN UP	#	RECD	LOST	POSS	OBTAINED	BEGAN	PLAYS	YDS	PEN	NET	1ST	ENDED	GIVEN UP
1	15:00	12:45	2:15	Kickoff	NYG 35	6	24	0	24	1	DEN 41	Punt	1	12:45	12:23	0:22	Punt	DEN 20	3	0	0	0	0	DEN 20	Punt
2	12:23	11:08	1:15	Punt	NYG 32	3	8	0	8	0	NYG 40	Punt	2	11:08	08:25	2:43	Punt	DEN 15	5	21	0	21	1	DEN 36	Punt
3	08:25	06:54	1:31	Punt	NYG 23	4	67	10	77	3	DEN 44	Touchdown	3	06:54	01:53	5:01	Kickoff	DEN 6	8	18	0	18	2	DEN 24	Punt
4	01:53	01:00	0:53	Punt	NYG 27	3	1	0	1	0	NYG 28	Punt	4	01:00	14:45	1:15	Punt	DEN 32	3	4	0	4	0	DEN 36	Punt
5	14:45	08:46	5:59	Punt	NYG 18	10	82	0	82	5	DEN 13	Touchdown	5	08:46	03:35	5:11	Kickoff	DEN 35	13	64	0	64	3	NYG 2	Downs
6	03:35	01:04	2:31	Downs	NYG 2	7	21	13	34	2	NYG 36	Punt	6	01:04	00:00	1:04	Punt	DEN 24	2	-5	-5	-10	0	DEN 20	End Half
7	12:43	07:02	5:41	Punt	NYG 15	10	30	13	43	4	DEN 42	Punt	7	15:00	12:43	2:17	Kickoff	DEN 27	5	15	0	15	1	DEN 42	Punt
8	06:04	02:41	3:23	Punt	NYG 41	7	59	0	59	3	DEN 31	Touchdown	8	07:02	06:04	0:58	Punt	DEN 12	3	-1	0	-1	0	DEN 11	Punt
9	14:08	10:14	3:54	Kickoff	NYG 33	6	72	-5	67	3	DEN 41	Touchdown	9	02:41	14:08	3:33	Kickoff	DEN 22	8	78	0	78	5	NYG 2	Touchdown
10	05:13	04:47	0:26	Kickoff	NYG 30	3	5	0	5	0	NYG 35	Interception	10	10:14	05:13	5:01	Kickoff	DEN 26	13	80	-6	74	6	NYG 7	Touchdown
11	03:51	02:42	1:09	Kickoff	NYG 28	3	2	0	2	0	NYG 30	Punt	11	04:47	03:51	0:56	Interception	NYG 19	4	14	5	19	2	NYG 2	Touchdown
12	01:51	00:37	1:14	Kickoff	NYG 35	7	16	49	65	5	DEN 1	Touchdown	12	02:42	01:51	0:51	Punt	DEN 32	6	68	0	68	3	NYG 18	Touchdown
													13	00:37	00:00	0:37	Kickoff	DEN 23	4	51	5	56	2	NYG 21	Field Goal

WEEK 8: GIANTS 20, EAGLES 38														OCTOBER 26, 2025													
NY GIANTS														EAGLES													
#	RECD	LOST	POSS	OBTAINED	BEGAN	PLAYS	YDS	PEN	NET	1ST	ENDED	GIVEN UP		#	RECD	LOST	POSS	OBTAINED	BEGAN	PLAYS	YDS	PEN	NET	1ST	ENDED	GIVEN UP	
1	14:43	12:14	2:29	Kickoff	NYG 31	3	4	-5	-1	0	NYG 30	Punt		1	15:00	14:43	0:17	Kickoff	PHI 35	2	65	0	65	1	PHI 35	Touchdown	
2	06:10	02:56	3:14	Missed FG	NYG 48	6	52	0	52	3	PHI 18	Touchdown		2	12:14	06:10	6:04	Punt	PHI 25	8	50	-15	35	2	NYG 40	Missed FG	
3	11:38	07:54	3:44	Kickoff	NYG 31	7	26	-10	16	1	NYG 47	Punt		3	02:56	11:38	6:18	Kickoff	PHI 47	11	58	-5	53	4	NYG 9	Touchdown	
4	06:13	02:53	3:20	Punt	NYG 34	7	37	0	37	2	PHI 29	Field Goal		4	07:54	06:13	1:41	Punt	PHI 13	3	-4	0	-4	0	PHI 9	Punt	
5	00:21	00:00	0:21	Kickoff	NYG 35	1	-1	0	-1	0	NYG 35	End Half		5	02:53	00:21	2:32	Kickoff	PHI 42	7	53	5	58	5	NYG 6	Touchdown	
6	15:00	13:10	1:50	Kickoff	NYG 35	3	0	0	0	0	NYG 35	Punt		6	13:10	07:03	6:07	Punt	PHI 24	11	45	9	54	3	NYG 22	Field Goal	
7	07:03	00:19	6:44	Kickoff	NYG 25	15	64	-5	59	4	PHI 16	Field Goal		7	00:19	11:17	4:02	Kickoff	PHI 28	7	72	0	72	4	NYG 17	Touchdown	
8	11:17	09:29	1:48	Kickoff	NYG 33	3	-1	-10	-11	0	NYG 22	Punt		8	09:29	05:59	3:30	Punt	PHI 27	6	73	0	73	3	NYG 40	Touchdown	
9	05:59	02:44	3:15	Kickoff	NYG 35	7	65	0	65	3	PHI 2	Touchdown		9	02:44	00:00	2:44	Kickoff	NYG 45	4	15	0	15	1	NYG 29	End Game	



## GIANTS 2025 REGULAR SEASON SCORING DRIVES

DATE	OPPONENT	PLAYS	YARDS	Q TIME	SCORING PLAY	NYG	OPP
09/07	at Washington	16	76	Q1 8:03	Q2: G. Gano: 21-yard FG	3	7
		12	43	Q3 5:21	G. Gano: 55-yard FG	6	14
09/14	at Dallas	16	60	Q1 8:49	G. Gano: 38-yard FG	3	0
		8	55	Q1 3:42	G. Gano: 33-yard FG	6	0
		5	70	Q2 2:48	M. Nabers: 29-yard pass from R. Wilson	13	3
		5	52	Q3 1:42	G. Gano: 33-yard FG	16	17
		4	60	Q4 2:06	C. Skattebo: 1-yard run	23	20
		7	63	Q4 3:30	W. Robinson: 32-yard pass from R. Wilson	30	27
		3	63	Q4 0:27	M. Nabers: 48-yard pass from R. Wilson	37	34
09/21	Kansas City	8	70	Q2 3:40	C. Skattebo: 13-yard run	6	6
		12	73	Q3 5:57	Q4: G. Gano: 25-yard FG	9	16
09/28	L.A. Chargers	9	89	Q1 4:17	J. Dart: 15-yard run	7	0
		4	-1	Q1 1:46	Q2: J. McAtamney: 22-yard FG	10	0
		15	47	Q2 6:14	J. McAtamney: 31-yard FG	13	3
		2	3	Q3 0:44	T. Johnson: 3-yard pass from J. Dart	21	10
10/05	at New Orleans	8	59	Q1 4:05	T. Johnson: 1-yard pass from J. Dart	7	0
		8	70	Q1 3:39	Q2: T. Johnson: 15-yard pass from J. Dart	14	3
10/09	Philadelphia	6	54	Q1 2:00	J. Dart: 20-yard run	7	3
		4	66	Q1 2:02	W. Robinson: 35-yard pass from J. Dart	13	3
		15	67	Q2 5:37	C. Skattebo: 4-yard run	20	17
		9	56	Q3 4:12	C. Skattebo: 1-yard run	27	17
		3	23	Q4 1:44	C. Skattebo: 1-yard run	34	17
10/19	at Denver	4	77	Q1 1:31	D. Bellinger: 44-yard pass from J. Dart	7	0
		10	82	Q2 5:59	C. Skattebo: 13-yard pass from J. Dart	13	0
		7	59	Q3 3:23	T. Tracy Jr.: 31-yard run	19	0
		6	67	Q4 3:54	T. Johnson: 41-yard pass from J. Dart	26	8
		7	65	Q4 1:14	J. Dart: 1-yard run	32	30
10/26	at Philadelphia	6	52	Q1 3:14	C. Skattebo: 18-yard pass from J. Dart	7	7
		7	37	Q2 3:20	G. Gano: 47-yard FG	10	14
		15	59	Q3 6:44	G. Gano: 34-yard FG	13	24
		7	65	Q4 3:15	J. Dart: 2-yard run	20	38
11/02		--	--	--	--	--	--
11/09		--	--	--	--	--	--
11/16		--	--	--	--	--	--
11/23		--	--	--	--	--	--
12/01		--	--	--	--	--	--
12/14		--	--	--	--	--	--
12/21		--	--	--	--	--	--
12/27		--	--	--	--	--	--
01/04		--	--	--	--	--	--
AVG		8.0	57.5	3:42			
TOTALS		248	1,781	114:59			

## GIANTS OPPONENTS 2025 REGULAR SEASON SCORING DRIVES

DATE	OPPONENT	PLAYS	YARDS	Q TIME	SCORING PLAY	NYG	OPP
09/07	at Washington	8	89	Q1 4:02	Z. Ertz: 7-yard pass from J. Daniels	0	7
		8	58	Q2 5:26	J. Croskey-Merritt: 6-yard run	3	14
		9	80	Q4 4:57	D. Samuel Sr.: 19-yard run	6	21
09/14	at Dallas	8	42	Q2 3:49	B. Aubrey: 51-yard FG	6	3
		8	64	Q2 3:26	K. Turpin: 10-yard pass from D. Prescott	13	10
		6	90	Q3 3:00	J. Williams: 30-yard run	13	17
		11	56	Q3 6:25	Q4: B. Aubrey: 44-yard FG	16	20
		10	85	Q4 5:53	M. Sanders: 4-yard run	23	27
		11	71	Q4 1:52	G. Pickens: 6-yard pass from D. Prescott	30	34
		4	21	Q4 0:25	B. Aubrey: 64-yard FG	37	37
		4	42	OT 2:00	B. Aubrey: 46-yard FG	37	40
09/21	Kansas City	12	36	Q1 5:21	H. Butker: 54-yard FG	0	3
		9	51	Q1 5:23	Q2: H. Butker: 48-yard FG	0	6
		7	69	Q2 0:49	H. Butker: 28-yard FG	6	9
		11	74	Q3 6:38	T. Thornton: 5-yard pass from P. Mahomes	6	16
		9	77	Q4 4:09	K. Hunt: 1-yard run	9	22
09/28	L.A. Chargers	10	40	Q2 5:41	C. Dicker: 43-yard FG	10	3
		8	75	Q2 1:25	Q. Johnston: 36-yard pass from J. Herbert	13	10
		3	66	Q3 1:22	O. Hampton: 54-yard run	21	18
10/05	at New Orleans	14	70	Q1 7:54	B. Grupe: 28-yard FG	7	3
		12	49	Q2 5:20	B. Grupe: 53-yard FG	14	6
		1	87	Q2 0:11	R. Shaheed: 87-yard pass from S. Rattler	14	13
		8	30	Q2 1:02	B. Grupe: 29-yard FG	14	16
		10	45	Q3 3:57	B. Grupe: 28-yard FG	14	19
10/09	Philadelphia	6	36	Q1 3:01	J. Elliott: 42-yard FG	0	3
		8	75	Q1 3:48	D. Goedert: 3-yard pass from J. Hurts	13	10
		13	74	Q2 7:54	J. Hurts: 1-yard run	13	17

10/19	at Denver	8	78	Q3 3:33	Q4: T. Franklin: 2-yard pass from B. Nix	19	8
		13	74	Q4 5:01	B. Nix: 7-yard run	26	16
		4	19	Q4 0:56	R. Harvey: 2-yard pass from B. Nix	26	23
		6	68	Q4 0:51	B. Nix: 18-yard run	26	30
		4	56	Q4 0:37	W. Lutz: 39-yard FG	32	33
10/26	at Philadelphia	2	65	Q1 0:17	S. Barkley: 65-yard run	0	7
		11	53	Q1 6:18	Q2: S. Barkley: 9-yard pass from J. Hurts	7	14
		7	58	Q2 2:32	D. Goedert: 6-yard pass from J. Hurts	10	21
		11	54	Q3 6:07	J. Elliott: 40-yard FG	10	24
		7	72	Q3 4:02	Q4: D. Goedert: 17-yard pass from J. Hurts	13	31
		6	73	Q4 3:30	J. Dotson: 40-yard pass from J. Hurts	13	38
11/02		--	--	--	--	--	--
11/09		--	--	--	--	--	--
11/16		--	--	--	--	--	--
11/23		--	--	--	--	--	--
12/01		--	--	--	--	--	--
12/14		--	--	--	--	--	--
12/21		--	--	--	--	--	--
12/27		--	--	--	--	--	--
01/04		--	--	--	--	--	--
AVG		8.1	61.1	3:39			
TOTALS		307	2,322	138:54			

## 2025 REGULAR SEASON - BIG RUN PLAYS (10+ YARDS)

DATE	OPPONENT	NYG PLAYER	YARDS	DRIVE RESULT
10/19	at DEN	<b>Tyrone Tracy Jr.</b>	<b>31T</b>	Touchdown
9/14	at DAL	Cam Skattebo	24	Touchdown
10/5	at NO	Jaxson Dart	20	Touchdown
10/9	PHI	<b>Jaxson Dart</b>	<b>20T</b>	Touchdown
10/9	PHI	Cam Skattebo	18	End Game
10/19	at DEN	Cam Skattebo	18	Touchdown
9/28	LAC	Cam Skattebo	16	Touchdown
9/28	LAC	<b>Jaxson Dart</b>	<b>15T</b>	Touchdown
9/7	at WAS	Russell Wilson	15	Punt
9/14	at DAL	Russell Wilson	15	Touchdown
9/21	KC	Russell Wilson	14	Punt
9/21	KC	<b>Cam Skattebo</b>	<b>13T</b>	Touchdown
10/9	PHI	Cam Skattebo	12	Touchdown
10/9	PHI	Cam Skattebo	11	End Game
9/21	KC	Cam Skattebo	11	Touchdown
9/21	KC	Cam Skattebo	11	Downs
10/5	at NO	Jaxson Dart	11	Punt
9/28	LAC	Jaxson Dart	11	Field Goal
10/9	PHI	Cam Skattebo	10	End Game
10/5	at NO	Jaxson Dart	10	Fumble
9/28	LAC	Jaxson Dart	10	Punt
9/21	KC	Tyrone Tracy Jr.	10	Downs
11/9	at CHI	--	--	--
1/4	DAL	--	--	--
11/23	at DET	--	--	--
11/16	GB	--	--	--
12/21	MIN	--	--	--
12/1	at NE	--	--	--
11/2	SF	--	--	--
12/14	WAS	--	--	--
12/27	at LV	--	--	--
<b>TOTALS</b>		<b>22 - 326 (14.8), 4 TDS</b>		

DATE	OPPONENT	OPP. PLAYER	YARDS	DRIVE RESULT
10/26	at PHI	<b>Saquon Barkley</b>	<b>65T</b>	Touchdown
9/28	LAC	<b>Omarion Hampton</b>	<b>54T</b>	Touchdown
9/7	at WAS	Jacory Croskey-Merritt	42	End Game
10/19	at DEN	J.K. Dobbins	32	Touchdown
9/14	at DAL	<b>Javonte Williams</b>	<b>30T</b>	Touchdown
9/28	LAC	Omarion Hampton	29	Punt
10/26	at PHI	Tank Bigsby	29	Touchdown
10/26	at PHI	Saquon Barkley	28	Touchdown
9/28	LAC	Justin Herbert	24	Punt
10/19	at DEN	Bo Nix	21	Touchdown
9/7	at WAS	<b>Deebo Samuel Sr.</b>	<b>19T</b>	Touchdown
9/14	at DAL	Javonte Williams	19	Punt
10/19	at DEN	<b>Bo Nix</b>	<b>18T</b>	Touchdown
9/28	LAC	Omarion Hampton	18	Punt
10/9	PHI	Saquon Barkley	18	Field Goal
10/9	PHI	Saquon Barkley	18	End Half
10/26	at PHI	Tank Bigsby	18	Missed FG
10/26	at PHI	Tank Bigsby	17	End Game
9/14	at DAL	Dak Prescott	14	Field Goal
9/7	at WAS	Jayden Daniels	14	Touchdown
9/14	at DAL	Javonte Williams	13	Touchdown
9/7	at WAS	Jeremy McNichols	13	End Game
10/19	at DEN	Marvin Mims Jr.	13	Punt
10/9	PHI	Saquon Barkley	13	Field Goal
9/7	at WAS	Jacory Croskey-Merritt	12	Punt
9/7	at WAS	Jayden Daniels	12	Touchdown
10/26	at PHI	Tank Bigsby	12	Touchdown
10/5	at NO	Alvin Kamara	11	Field Goal
9/7	at WAS	Jacory Croskey-Merritt	11	Touchdown
9/7	at WAS	Jayden Daniels	11	Touchdown
10/5	at NO	Kendre Miller	11	Punt
9/21	KC	Nikko Remigio	11	Field Goal
10/5	at NO	Spencer Rattler	11	Field Goal
9/21	KC	Isiah Pacheco	10	Touchdown
10/26	at PHI	Saquon Barkley	10	Touchdown

10/5	at NO	Spencer Rattler	10	Field Goal
10/26	at PHI	Tank Bigsby	10	Touchdown
11/9	at CHI	--	--	--
1/4	DAL	--	--	--
11/23	at DET	--	--	--
11/16	GB	--	--	--
12/21	MIN	--	--	--
12/1	at NE	--	--	--
11/2	SF	--	--	--
12/14	WAS	--	--	--
12/27	at LV	--	--	--
TOTALS		37 - 721 (19.5), 5 TDS		

## 2025 REGULAR SEASON - BIG PASS PLAYS (20+ YARDS)

DATE	OPPONENT	NYG PLAYER	YARDS	DRIVE RESULT
9/14	at DAL	Russell Wilson -> Darius Slayton	52	Field Goal
9/14	at DAL	Russell Wilson -> Wan'Dale Robinson	50	Field Goal
9/14	at DAL	<b>Russell Wilson -&gt; Malik Nabers</b>	<b>48T</b>	Touchdown
10/19	at DEN	<b>Jaxson Dart -&gt; Daniel Bellinger</b>	<b>44T</b>	Touchdown
10/19	at DEN	<b>Jaxson Dart -&gt; Theo Johnson</b>	<b>41T</b>	Touchdown
10/9	PHI	<b>Jaxson Dart -&gt; Wan'Dale Robinson</b>	<b>35T</b>	Touchdown
10/9	PHI	Jaxson Dart -> Lil'Jordan Humphrey	34	Touchdown
10/26	at PHI	Jaxson Dart -> Wan'Dale Robinson	34	Touchdown
9/14	at DAL	<b>Russell Wilson -&gt; Wan'Dale Robinson</b>	<b>32T</b>	Touchdown
10/19	at DEN	Jaxson Dart -> Daniel Bellinger	29	Touchdown
9/14	at DAL	<b>Russell Wilson -&gt; Malik Nabers</b>	<b>29T</b>	Touchdown
10/26	at PHI	Jaxson Dart -> Devin Singletary	28	Field Goal
9/14	at DAL	Russell Wilson -> Malik Nabers	28	Field Goal
10/9	PHI	Jaxson Dart -> Wan'Dale Robinson	26	Touchdown
9/21	KC	Russell Wilson -> Wan'Dale Robinson	26	Downs
9/7	at WAS	Russell Wilson -> Malik Nabers	25	Field Goal
9/14	at DAL	Russell Wilson -> Wan'Dale Robinson	25	Touchdown
10/19	at DEN	Jaxson Dart -> Wan'Dale Robinson	23	Touchdown
10/9	PHI	Jaxson Dart -> Theo Johnson	22	Punt
10/26	at PHI	Jaxson Dart -> Daniel Bellinger	21	Field Goal
9/21	KC	Russell Wilson -> Cam Skattebo	21	Field Goal
9/7	at WAS	Russell Wilson -> Malik Nabers	21	Field Goal
9/7	at WAS	Russell Wilson -> Wan'Dale Robinson	20	Downs
11/9	at CHI	--	--	--
1/4	DAL	--	--	--
11/23	at DET	--	--	--
11/16	GB	--	--	--
12/21	MIN	--	--	--
12/1	at NE	--	--	--
11/2	SF	--	--	--
12/14	WAS	--	--	--
12/27	at LV	--	--	--
<b>TOTALS</b>			<b>23 - 714 (31.0), 6 TDS</b>	

DATE	OPPONENT	OPP. PLAYER	YARDS	DRIVE RESULT
10/5	at NO	<b>Spencer Rattler -&gt; Rashid Shaheed</b>	<b>87T</b>	Touchdown
10/26	at PHI	<b>Jalen Hurts -&gt; Jahan Dotson</b>	<b>40T</b>	Touchdown
10/9	PHI	Jalen Hurts -> Dallas Goedert	36	Fumble
9/28	LAC	<b>Justin Herbert -&gt; Quentin Johnston</b>	<b>36T</b>	Touchdown
9/7	at WAS	Jayden Daniels -> Chris Moore	34	Touchdown
9/14	at DAL	Dak Prescott -> CeeDee Lamb	33	Field Goal
9/21	KC	Patrick Mahomes -> Tyquan Thornton	33	Touchdown
10/19	at DEN	Bo Nix -> Courtland Sutton	32	Downs
10/19	at DEN	Bo Nix -> Marvin Mims Jr.	31	Touchdown
10/9	PHI	Jalen Hurts -> A.J. Brown	30	Touchdown
10/19	at DEN	Bo Nix -> Marvin Mims Jr.	29	Field Goal
9/14	at DAL	Dak Prescott -> George Pickens	27	Field Goal
9/21	KC	Patrick Mahomes -> JuJu Smith-Schuster	27	Field Goal
10/26	at PHI	Jalen Hurts -> DeVonta Smith	26	Touchdown
9/14	at DAL	Dak Prescott -> CeeDee Lamb	25	Touchdown
10/9	PHI	Jalen Hurts -> Dallas Goedert	23	Touchdown
10/19	at DEN	Bo Nix -> Courtland Sutton	22	Field Goal
9/28	LAC	Justin Herbert -> Quentin Johnston	22	End Game
9/7	at WAS	Jayden Daniels -> Deebo Samuel Sr.	21	End Half
9/21	KC	Patrick Mahomes -> Tyquan Thornton	21	Touchdown
10/19	at DEN	Bo Nix -> Evan Engram	20	Touchdown
11/9	at CHI	--	--	--
1/4	DAL	--	--	--
11/23	at DET	--	--	--
11/16	GB	--	--	--
12/21	MIN	--	--	--
12/1	at NE	--	--	--
11/2	SF	--	--	--
12/14	WAS	--	--	--
12/27	at LV	--	--	--
<b>TOTALS</b>			<b>21 - 655 (31.2), 3 TDS</b>	



2025 REGULAR SEASON - DEFENSIVE TAKEAWAYS						
DATE	OPPONENT	TAKEAWAY	QTR.	SCORE	YD-LINE	DRIVE RESULT
09/07	at Washington	None				
09/14	at Dallas	D. Phillips INT (D. Prescott)	3	13-10	DAL-40	Downs
09/21	Kansas City	None				
09/28	L.A. Chargers	D. Lawrence II INT (J. Herbert)	1	7-0	LAC-40	FG
		D. Phillips INT (J. Herbert)	3	13-10	NYG-41	TD
10/05	at New Orleans	None				
10/09	Philadelphia	C. Flott INT (J. Hurts)	4	27-17	NYG-9	TD
		D. Phillips FR (D. Belton FF)	4	34-17	NYG-25	EOG
10/19	at Denver	None				
10/26	at Philadelphia	None				
11/02		--	--	--	--	--
11/09		--	--	--	--	--
11/16		--	--	--	--	--
11/23		--	--	--	--	--
12/01		--	--	--	--	--
12/14		--	--	--	--	--
12/21		--	--	--	--	--
12/27		--	--	--	--	--
01/04		--	--	--	--	--

2025 REGULAR SEASON - OFFENSIVE GIVEAWAYS						
DATE	OPPONENT	TAKEAWAY	QTR.	SCORE	YD-LINE	DRIVE RESULT
09/07	at Washington	None				
09/14	at Dallas	R. Wilson INT (D. Wilson)	5	37-37	DAL-30	FG
09/21	Kansas City	R. Wilson INT (C. Roland-Wallace)	2	0-6	KC-30	Missed FG
		R. Wilson INT (J. Watson: touchback)	2	6-6	KC-(-8)	FG
09/28	L.A. Chargers	None				
10/05	at New Orleans	D. Slayton fumble (D. Davis FF; J. Sanker FR)	2	14-13	NO-32	FG
		J. Dart fumble (C. Jordan FR)	3	14-16	NO-46	FG
		C. Skattebo fumble (B. Bresee FF; J. Howden FR)	4	14-26	NO-14	TD
		J. Dart INT (K. McKinstry)	4	14-26	NO-5	Punt
		J. Dart INT (K. McKinstry)	4	14-26	NYG-45	Missed FG
10/09	Philadelphia	None				
10/19	at Denver	J. Dart INT (J. Strnad)	4	26-16	NYG-40	TD
10/26	at Philadelphia	None				
11/02		--	--	--	--	--
11/09		--	--	--	--	--
11/16		--	--	--	--	--
11/23		--	--	--	--	--
12/01		--	--	--	--	--
12/14		--	--	--	--	--
12/21		--	--	--	--	--
12/27		--	--	--	--	--
01/04		--	--	--	--	--

2025 REGULAR SEASON - TURNOVERS		
Offense:	9 Giveaways 26 Points (2 TD, 4 FG)	Ratio -4 (5 takes, 9 gives)
Defense:	5 Takeaways 18 Points (2 TD, 1 FG)	
Special Teams:	0 Giveaways 0 Points (0 TD, 0 FG)	Points Off Turnovers Ratio -8 (18 scored, 26 allowed)
	0 Takeaways 0 Points (0 TD, 0 FG)	



## 2025 REGULAR SEASON TAKEAWAY/GIVEAWAY CHART

DATE	OPPONENT	FORCED TURNOVERS				TURNOVERS CONVERTED				OUTCOME	
		FUM	INTS	TOTAL	TD	FG	PTS.	PTS. PCT.	TD PCT.	NET DIFF.	RESULT
09/07	Giants	0	0	0	0	0	0	0.0	0.0	0	L
	at Commanders	0	0	0	0	0	0	0.0	0.0	0	W
09/14	Giants	0	1	1	0	0	0	0.0	0.0	0	L
	at Cowboys	0	1	1	0	1	3	100.0	0.0	0	W
09/21	Giants	0	0	0	0	0	0	0.0	0.0	-2	L
	Chiefs	0	2	2	0	1	3	50.0	0.0	+2	W
09/28	Giants	0	2	2	1	1	11	100.0	50.0	+2	W
	Chargers	0	0	0	0	0	0	0.0	0.0	-2	L
10/05	Giants	0	0	0	0	0	0	0.0	0.0	-5	L
	at Saints	3	2	5	1	2	13	60.0	33.3	+5	W
10/09	Giants	1	1	2	1	0	7	50.0	100.0	+2	W
	Eagles	0	0	0	0	0	0	0.0	0.0	-2	L
10/19	Giants	0	0	0	0	0	0	0.0	0.0	-1	L
	at Broncos	0	1	1	1	0	7	100.0	100.0	+1	W
10/26	Giants	0	0	0	0	0	0	0.0	0.0	0	L
	at Eagles	0	0	0	0	0	0	0.0	0.0	0	W
11/02		--	--	--	--	--	--	--	--	--	--
11/09		--	--	--	--	--	--	--	--	--	--
11/16		--	--	--	--	--	--	--	--	--	--
11/23		--	--	--	--	--	--	--	--	--	--
12/01		--	--	--	--	--	--	--	--	--	--
12/14		--	--	--	--	--	--	--	--	--	--
12/21		--	--	--	--	--	--	--	--	--	--
12/27		--	--	--	--	--	--	--	--	--	--
01/04		--	--	--	--	--	--	--	--	--	--
	GIANTS	1	4	5	2	1	18	60.0	40.0	-4	2-6
	OPPONENTS	3	6	9	2	4	26	66.7	22.2	+4	6-2

## GIANTS 2025 REGULAR SEASON INSIDE 20 EFFICIENCY

GIANTS																			
Date	Opponent	Pos	TD	PAT	2-Pt.	Miss		FG	Blk/		INT	Fum	Dwns	Drive Ends			Score		
						PAT			MFG					Half	Game	Pts	TD%	Pct.	Pts/Poss
09/07	at Washington	2	0	0	0	0	0	1	1	0	0	0	1	0	0	3	0.0	50.0	1.5
09/14	at Dallas	5	1	1	0	0	0	3	3	0	0	0	1	0	0	16	20.0	80.0	3.2
09/21	Kansas City	3	1	0	0	1	1	1	1	0	0	0	1	0	0	9	33.3	66.7	3.0
09/28	L.A. Chargers	5	2	1	1	0	2	2	0	0	0	0	1	0	0	21	40.0	80.0	4.2
10/05	at New Orleans	4	2	2	0	0	0	0	0	0	0	1	1	0	0	14	50.0	50.0	3.5
10/09	Philadelphia	3	3	3	0	0	0	0	0	0	0	0	0	0	0	21	100.0	100.0	7.0
10/19	at Denver	2	2	0	0	2	0	0	0	0	0	0	0	0	0	12	100.0	100.0	6.0
10/26	at Philadelphia	3	2	2	0	0	1	1	0	0	0	0	0	0	0	17	66.7	100.0	5.7
11/02	San Francisco	--	--	--	--	--	--	--	--	--	--	--	--	--	--	--	--	--	--
11/09	at Chicago	--	--	--	--	--	--	--	--	--	--	--	--	--	--	--	--	--	--
11/16	Green Bay	--	--	--	--	--	--	--	--	--	--	--	--	--	--	--	--	--	--
11/23	at Detroit	--	--	--	--	--	--	--	--	--	--	--	--	--	--	--	--	--	--
12/01	at New England	--	--	--	--	--	--	--	--	--	--	--	--	--	--	--	--	--	--
12/14	Washington	--	--	--	--	--	--	--	--	--	--	--	--	--	--	--	--	--	--
12/21	Minnesota	--	--	--	--	--	--	--	--	--	--	--	--	--	--	--	--	--	--
12/27	at Las Vegas	--	--	--	--	--	--	--	--	--	--	--	--	--	--	--	--	--	--
01/04	Dallas	--	--	--	--	--	--	--	--	--	--	--	--	--	--	--	--	--	--
TOTALS		27	13	9	1	3	8	8	0	0	1	5	0	0	0	113	48.1	77.8	4.2

## OPPONENT 2025 REGULAR SEASON INSIDE 20 EFFICIENCY

OPPONENT																			
Date	Opponent	Pos	TD	PAT	2-Pt.	Miss		FGA	Blk/		INT	Fum	Dwns	Drive Ends			Score		
						PAT	FG		MFG	INT				Half	Game	Pts	TD%	Pct.	Pts/Poss
09/07	at Washington	4	3	3	0	0	0	0	0	0	0	0	0	1	0	21	75.0	75.0	5.3
09/14	at Dallas	3	3	3	0	0	0	0	0	0	0	0	0	0	0	21	100.0	100.0	7.0
09/21	Kansas City	3	2	1	0	1	1	1	0	0	0	0	0	0	0	16	66.7	100.0	5.3
09/28	L.A. Chargers	1	0	0	0	0	1	1	0	0	0	0	0	0	0	3	0.0	100.0	3.0
10/05	at New Orleans	3	0	0	0	0	3	3	0	0	0	0	0	0	0	9	0.0	100.0	3.0
10/09	Philadelphia	3	2	2	0	0	0	0	0	1	0	0	0	0	0	14	66.7	66.7	4.7
10/19	at Denver	5	4	2	2	0	0	0	0	0	0	0	1	0	0	30	80.0	80.0	6.0
10/26	at Philadelphia	3	3	3	0	0	0	0	0	0	0	0	0	0	0	21	100.0	100.0	7.0
11/02	San Francisco	--	--	--	--	--	--	--	--	--	--	--	--	--	--	--	--	--	--
11/09	at Chicago	--	--	--	--	--	--	--	--	--	--	--	--	--	--	--	--	--	--
11/16	Green Bay	--	--	--	--	--	--	--	--	--	--	--	--	--	--	--	--	--	--
11/23	at Detroit	--	--	--	--	--	--	--	--	--	--	--	--	--	--	--	--	--	--
12/01	at New England	--	--	--	--	--	--	--	--	--	--	--	--	--	--	--	--	--	--
12/14	Washington	--	--	--	--	--	--	--	--	--	--	--	--	--	--	--	--	--	--
12/21	Minnesota	--	--	--	--	--	--	--	--	--	--	--	--	--	--	--	--	--	--
12/27	at Las Vegas	--	--	--	--	--	--	--	--	--	--	--	--	--	--	--	--	--	--
01/04	Dallas	--	--	--	--	--	--	--	--	--	--	--	--	--	--	--	--	--	--
TOTALS		25	17	14	2	1	5	5	0	1	0	1	1	1	0	135	68.0	88.0	5.4



GIANTS 2025 REGULAR SEASON GOAL-TO-GO																		
GIANTS																		
Date	Opponent	Pos	TD	PAT	2-Pt.	Miss PAT	FG	FGA	Blk/MFG	INT	Fum	Dwns	Half	Game	Pts	TD%	Pct.	Pts/Poss
09/07	at Washington	1	0	0	0	0	0	0	0	0	0	1	0	0	0	0.0	0.0	0.0
09/14	at Dallas	1	1	1	0	0	0	0	0	0	0	0	0	0	7	100.0	100.0	7.0
09/21	Kansas City	1	0	0	0	0	0	0	0	0	0	1	0	0	0	0.0	0.0	0.0
09/28	L.A. Chargers	3	1	0	1	0	1	1	0	0	0	1	0	0	11	33.3	66.7	3.7
10/05	at New Orleans	1	1	1	0	0	0	0	0	0	0	0	0	0	7	100.0	100.0	7.0
10/09	Philadelphia	3	3	3	0	0	0	0	0	0	0	0	0	0	21	100.0	100.0	7.0
10/19	at Denver	1	1	0	0	1	0	0	0	0	0	0	0	0	6	100.0	100.0	6.0
10/26	at Philadelphia	1	1	1	0	0	0	0	0	0	0	0	0	0	7	100.0	100.0	7.0
11/02	San Francisco	--	--	--	--	--	--	--	--	--	--	--	--	--	--	--	--	--
11/09	at Chicago	--	--	--	--	--	--	--	--	--	--	--	--	--	--	--	--	--
11/16	Green Bay	--	--	--	--	--	--	--	--	--	--	--	--	--	--	--	--	--
11/23	at Detroit	--	--	--	--	--	--	--	--	--	--	--	--	--	--	--	--	--
12/01	at New England	--	--	--	--	--	--	--	--	--	--	--	--	--	--	--	--	--
12/14	Washington	--	--	--	--	--	--	--	--	--	--	--	--	--	--	--	--	--
12/21	Minnesota	--	--	--	--	--	--	--	--	--	--	--	--	--	--	--	--	--
12/27	at Las Vegas	--	--	--	--	--	--	--	--	--	--	--	--	--	--	--	--	--
01/04	Dallas	--	--	--	--	--	--	--	--	--	--	--	--	--	--	--	--	--
TOTALS		12	8	6	1	1	1	1	0	0	0	3	0	0	59	66.7	75.0	4.9

OPPONENT 2025 REGULAR SEASON GOAL-TO-GO																	
OPPONENT																	
						Miss							Drive Ends			Score	
Date	Opponent	Pos	TD	PAT	2-Pt.	PAT	FG	FGA	INT	Fum	Dwns	Half	Game	Pts	TD%	Pct.	Pts/Poss
09/07	at Washington	0	0	0	0	0	0	0	0	0	0	0	0	0	0.0	0.0	0.0
09/14	at Dallas	2	2	2	0	0	0	0	0	0	0	0	0	14	100.0	100.0	7.0
09/21	Kansas City	1	1	0	0	1	0	0	0	0	0	0	0	6	100.0	100.0	6.0
09/28	L.A. Chargers	0	0	0	0	0	0	0	0	0	0	0	0	0	0.0	0.0	0.0
10/05	at New Orleans	2	0	0	0	0	2	2	0	0	0	0	0	6	0.0	100.0	3.0
10/09	Philadelphia	2	2	2	0	0	0	0	0	0	0	0	0	14	100.0	100.0	7.0
10/19	at Denver	4	3	1	2	0	0	0	0	0	1	0	0	23	75.0	75.0	5.8
10/26	at Philadelphia	1	1	1	0	0	0	0	0	0	0	0	0	7	100.0	100.0	7.0
11/02	San Francisco	--	--	--	--	--	--	--	--	--	--	--	--	--	--	--	--
11/09	at Chicago	--	--	--	--	--	--	--	--	--	--	--	--	--	--	--	--
11/16	Green Bay	--	--	--	--	--	--	--	--	--	--	--	--	--	--	--	--
11/23	at Detroit	--	--	--	--	--	--	--	--	--	--	--	--	--	--	--	--
12/01	at New England	--	--	--	--	--	--	--	--	--	--	--	--	--	--	--	--
12/14	Washington	--	--	--	--	--	--	--	--	--	--	--	--	--	--	--	--
12/21	Minnesota	--	--	--	--	--	--	--	--	--	--	--	--	--	--	--	--
12/27	at Las Vegas	--	--	--	--	--	--	--	--	--	--	--	--	--	--	--	--
01/04	Dallas	--	--	--	--	--	--	--	--	--	--	--	--	--	--	--	--
TOTALS		12	9	6	2	1	2	2	0	0	1	0	0	70	75.0	91.7	5.8

2025 REGULAR SEASON INDIVIDUAL GAME-BY-GAME STATS												
FIELD GOALS:		GRAHAM GANO										
DATE	OPP.	0-19	20-29	30-39	40-49	50+	TOTAL	YARDS	FGM	FGA	PCT	LG
09/07	at Washington	0/0	1/1	0/0	0/0	1/1	2/2	(21,55)	2	2	100.0%	55
09/14	at Dallas	0/0	0/0	3/3	0/0	0/0	3/3	(38,33,33)	3	3	100.0%	38
09/21	Kansas City	0/0	1/1	0/0	0/0	0/0	1/1	(25)	1	1	100.0%	25
09/28	L.A. Chargers	INJURED RESERVE										
10/05	at New Orleans	INJURED RESERVE										
10/09	Philadelphia	INJURED RESERVE										
10/19	at Denver	INJURED RESERVE										
10/26	at Philadelphia	0/0	0/0	1/1	1/1	0/0	2/2	(47,34)	2	2	100.0%	47
11/02	San Francisco											
11/09	at Chicago											
11/16	Green Bay											
11/23	at Detroit											
12/01	at New England											
12/14	Washington											
12/21	Minnesota											
12/27	at Las Vegas											
01/04	Dallas											
TOTALS		0/0	2/2	4/4	1/1	1/1	8/8		8	8	100.0%	55
FIELD GOALS:		JUDE MCATAMNEY										
DATE	OPP.	0-19	20-29	30-39	40-49	50+	TOTAL	YARDS	FGM	FGA	PCT	LG
09/07	at Washington	PRACTICE SQUAD										
09/14	at Dallas	PRACTICE SQUAD										
09/21	Kansas City	PRACTICE SQUAD										
09/28	L.A. Chargers	0/0	1/1	1/1	0/0	0/0	2/2	(22,31)	2	2	100.0%	31
10/05	at New Orleans	0/0	0/0	0/0	0/0	0/0	0/0		0	0	0.0%	0
10/09	Philadelphia	0/0	0/0	0/0	0/0	0/0	0/0		0	0	0.0%	0
10/19	at Denver	0/0	0/0	0/0	0/0	0/0	0/0		0	0	0.0%	0
10/26	at Philadelphia	PRACTICE SQUAD										
11/02	San Francisco											
11/09	at Chicago											
11/16	Green Bay											
11/23	at Detroit											
12/01	at New England											
12/14	Washington											
12/21	Minnesota											
12/27	at Las Vegas											
01/04	Dallas											
TOTALS		0/0	1/1	1/1	0/0	0/0	2/2		2	2	100.0%	31

2025 REGULAR SEASON INDIVIDUAL GAME-BY-GAME STATS									
PUNTING:		JAMIE GILLAN							
DATE	OPP.	NO.	YDS	AVG	TB	IN 20	LG	NET	BLK
09/07	at Washington	6	287	47.8	2	0	65	41.2	0
09/14	at Dallas	3	135	45.0	0	0	50	44.3	0
09/21	Kansas City	2	61	30.5	0	2	33	28.5	0
09/28	L.A. Chargers	5	244	48.8	0	3	69	43.8	0
10/05	at New Orleans	2	75	37.5	0	2	40	37.5	0
10/09	Philadelphia	4	171	42.8	0	2	52	38.8	0
10/19	at Denver	6	263	43.8	1	2	57	35.7	0
10/26	at Philadelphia	4	194	48.5	0	1	58	44.3	0
11/02	San Francisco								
11/09	at Chicago								
11/16	Green Bay								
11/23	at Detroit								
12/01	at New England								
12/14	Washington								
12/21	Minnesota								
12/27	at Las Vegas								
01/04	Dallas								
TOTALS		32	1,430	44.7	3	12	69	39.9	0

## BY GIANTS

## BY OPPONENT

PASSING		
510 yards, Eli Manning vs. Tampa Bay, Sep. 16, 2012	500 YARDS PASSING	505 yards, Drew Brees @ New Orleans, Nov. 1, 2015
40 att., Jaxson Dart @ New Orleans, Oct. 5, 2025	40+ PASS ATTEMPTS	50 att., Bo Nix @ Denver, Oct. 19, 2025
51 att., Daniel Jones vs. L.A. Rams, Oct. 17, 2021	50+ PASS ATTEMPTS	50 att., Bo Nix @ Denver, Oct. 19, 2025
450 yards, Russell Wilson @ Dallas, Sep. 14, 2025	400 YARDS PASSING	404 yards, Dak Prescott @ Dallas, Nov. 12, 2023
309 yards, Drew Lock vs. Indianapolis, Dec. 29, 2024	300 YARDS PASSING	361 yards, Dak Prescott @ Dallas, Sep. 14, 2025
6 tds, Eli Manning: (2, 1, 2, 50, 9, 20) @ New Orleans, Nov. 1, 2015	SIX TOUCHDOWN PASSES	* Never Has Happened *
* Never Has Happened *	SEVEN TOUCHDOWN PASSES	7 tds, Drew Brees: (34, 26, 53, 2, 21, 20, 9) @ New Orleans, Nov. 1, 2015
5 tds, Daniel Jones @ Washington, Dec. 22, 2019	FIVE+ TOUCHDOWN PASSES	5 tds, Lamar Jackson vs. Baltimore, Dec. 15, 2024
5 tds, Daniel Jones: (23, 33, 10, 9, 3) @ Washington, Dec. 22, 2019	FIVE TOUCHDOWN PASSES	5 tds, Lamar Jackson: (13, 49, 20, 21, 27) vs. Baltimore, Dec. 15, 2024
4 tds, Drew Lock: (31, 32, 5, 59) vs. Indianapolis, Dec. 29, 2024	FOUR TOUCHDOWN PASSES	4 tds, Jalen Hurts: (9, 6, 17, 40) @ Philadelphia, Oct. 26, 2025
3 tds, Jaxson Dart: (44, 13, 41) @ Denver, Oct. 19, 2025	THREE TOUCHDOWN PASSES	3 tds, Derek Carr: (7, 23, 1) @ New Orleans, Dec. 17, 2023
2 ints, Xavier McKinney vs. Philadelphia, Jan. 7, 2024	TWO INTERCEPTION GAME	2 ints, Kool-Aid McKinstry @ New Orleans, Oct. 5, 2025
RUSHING		
200 yards, Ahmad Bradshaw vs. Cleveland, Oct. 7, 2012	200+ YARDS RUSHING	206 yards, Jonathan Stewart vs. Carolina, Dec. 27, 2009
200 yards, Ahmad Bradshaw vs. Cleveland, Oct. 7, 2012	200 YARDS RUSHING	206 yards, Jonathan Stewart vs. Carolina, Dec. 27, 2009
152 yards, Saquon Barkley vs. Houston, Nov. 13, 2022	150-199 YARDS RUSHING	150 yards, Saquon Barkley @ Philadelphia, Oct. 26, 2025
103 yards, Tyrone Tracy Jr. @ Carolina, Nov. 10, 2024	100 YARDS RUSHING	150 yards/104 yards, Saquon Barkley/Tank Bigsby @ Philadelphia, Oct. 26, 2025
103 yards, Tyrone Tracy Jr. @ Carolina, Nov. 10, 2024	100-149 YARDS RUSHING	104 yards, Tank Bigsby @ Philadelphia, Oct. 26, 2025
110 yards/107 yards, Saquon Barkley/Daniel Jones @ Jacksonville, Oct. 23, 2022	TWO 100-YARD RUSHERS	150 yards/104 yards, Saquon Barkley/Tank Bigsby @ Philadelphia, Oct. 26, 2025
Rodney Hampton vs. New Orleans, Sep. 24, 1995	FOUR TOUCHDOWNS RUSHING	4 tds, Marshawn Lynch: (1, 2, 3, 16) @ Seattle, Nov. 9, 2014
3 tds, Cam Skattebo: (4, 1, 1) vs. Philadelphia, Oct. 9, 2025	THREE TOUCHDOWNS RUSHING	3 tds, Kyren Williams: (4, 2, 28) vs. L.A. Rams, Dec. 31, 2023
2 tds, Saquon Barkley: (2, 3) vs. Philadelphia, Jan. 7, 2024	TWO TOUCHDOWNS RUSHING	2 tds, Bo Nix: (7, 18) @ Denver, Oct. 19, 2025
Ahmad Bradshaw: (4, 10)/Brandon Jacobs: (8, 28) vs. Washington, Dec. 5, 2010	TWO PLAYERS WITH TWO TD RUSHING	* Never Has Happened *
Saquon Barkley: (2)/Gary Brightwell: (2)/Daniel Bellinger: (2) @ Green Bay, Oct. 9, 2022	THREE PLAYERS WITH ONE TD RUSHING	Bucky Irving: (6)/Rachaad White: (11)/Baker Mayfield: (10)/Sean Tucker: (1) vs. Tampa Bay, Nov. 24, 2024
152 yards, Saquon Barkley vs. Houston, Nov. 13, 2022	150 YARDS RUSHING	150 yards, Saquon Barkley @ Philadelphia, Oct. 26, 2025
36 att., Saquon Barkley vs. N.Y. Jets, Oct. 29, 2023	30+ RUSHING ATTEMPTS	32 att., Jonathan Taylor vs. Indianapolis, Dec. 29, 2024
301 yards vs. Carolina, Dec. 21, 2008	300 YARDS RUSHING (TEAM)	350 yards @ Seattle, Nov. 9, 2014
209 yards vs. Green Bay, Dec. 11, 2023	200 YARDS RUSHING (TEAM)	276 yards @ Philadelphia, Oct. 26, 2025
RECEIVING		
167 yards/142 yards, Malik Nabers/Wan'Dale Robinson @ Dallas, Sep. 14, 2025	TWO 100-YARD RECEIVERS	122 yards/109 yards, Alec Pierce/Michael Pittman Jr. vs. Indianapolis, Dec. 29, 2024
222 yards, Odell Beckham Jr. vs. Baltimore, Oct. 16, 2016	200 YARDS RECEIVING	241 yards, Gary Clark vs. Washington, Oct. 27, 1986
167 yards/142 yards, Malik Nabers/Wan'Dale Robinson @ Dallas, Sep. 14, 2025	100 YARDS RECEIVING	110 yards, Dallas Goedert vs. Philadelphia, Oct. 9, 2025
Earnest Gray at St. Louis (Cardinals), Sep. 7, 1980	FOUR TOUCHDOWN RECEPTIONS	4 tds, Joe Horn: (50, 13, 7, 18) @ New Orleans, Dec. 14, 2003
* Never Has Happened *	FIVE TOUCHDOWN RECEPTIONS	* Never Has Happened *
3 tds, Odell Beckham Jr.: (2, 1, 50) @ New Orleans, Nov. 1, 2015	THREE TOUCHDOWN RECEPTIONS	3 tds, Mike Evans: (21, 3, 20) @ Tampa Bay, Sep. 22, 2019
2 tds, Theo Johnson: (1, 15) @ New Orleans, Oct. 5, 2025	TWO TOUCHDOWN RECEPTIONS	2 tds, Dallas Goedert: (6, 17) @ Philadelphia, Oct. 26, 2025
Darius Slayton: (5, 39)/Golden Tate III: (61, 15) @ N.Y. Jets, Nov. 10, 2019	TWO PLAYERS WITH TWO TD RECEPTIONS	Brandin Cooks: (26, 21)/Willie Snead: (34, 2) @ New Orleans, Nov. 1, 2015
167 yards, Malik Nabers @ Dallas, Sep. 14, 2025	150 YARDS RECEIVING	173/151 yards, Brandin Cooks/CeeDee Lamb @ Dallas, Nov. 12, 2023
10 , Wan'Dale Robinson @ Philadelphia, Jan. 5, 2025	10 OR MORE RECEPTIONS	11 , CeeDee Lamb @ Dallas, Nov. 12, 2023
142 yards, Wan'Dale Robinson @ Dallas, Sep. 14, 2025	100-149 YARDS RECEIVING	110 yards, Dallas Goedert vs. Philadelphia, Oct. 9, 2025



167 yards, Malik Nabers @ Dallas, Sep. 14, 2025	150-199 YARDS RECEIVING	173 yards/151 yards, Brandin Cooks/CeeDee Lamb @ Dallas, Nov. 12, 2023
222 yards, Odell Beckham Jr. vs. Baltimore, Oct. 16, 2016	200-299 YARDS RECEIVING	* Never Has Happened *
DEFENSE		
76 yards, Adoree' Jackson @ Philadelphia, Dec. 25, 2023	INTERCEPTED PASS RETURNED FOR A TOUCHDOWN	27 yards/55 yards, Matthew Judon/Jessie Bates III @ Atlanta, Dec. 22, 2024
1 yards, Kayvon Thibodeaux @ Washington, Dec. 18, 2022	FUMBLE RETURNED FOR A TOUCHDOWN	86 yards, Jordan Howden @ New Orleans, Oct. 5, 2025
Sam Darnold intentional grounding in end zone, vs. Carolina, Oct. 24, 2021	SAFETY SCORED	Devontae Booker tackled in end zone by Angelo Blackson, @ Chicago, Jan. 2, 2022
@ Tampa Bay, Sep. 27, 2009	SHUTOUT	vs. Dallas, Sep. 10, 2023
6.0 sk, Osi Umenyiora vs. Philadelphia, Sep. 30, 2007	FIVE+ SACK GAME	5.0 sk, Haason Reddick vs. Arizona, Dec. 13, 2020
6.0 sk, Osi Umenyiora vs. Philadelphia, Sep. 30, 2007	SIX+ SACK GAME	* Never Has Happened *
4.0 sk, Justin Tuck @ Washington, Dec. 1, 2013	FOUR SACK GAME	4.0 sk, Tuli Tuipulotu vs. L.A. Chargers, Sep. 28, 2025
3.0 sk, Dexter Lawrence II @ Seattle, Oct. 6, 2024	THREE SACK GAME	3.0 sk, Tanoh Kpassagnon @ New Orleans, Dec. 17, 2023
2.0 sk, Brian Burns @ Denver, Oct. 19, 2025	TWO SACK GAME	2.0 sk, Dante Fowler vs. Washington, Nov. 3, 2024
2 fr, Trevin Wade @ Tampa Bay, Nov. 8, 2015	TWO OPPONENT FUMBLE RECOVERIES	* Never Has Happened *
76t yards, Adoree' Jackson @ Philadelphia, Dec. 25, 2023	70+ YARD INTERCEPTION RETURN	97t yards, Devon Witherspoon vs. Seattle, Oct. 2, 2023
2 ints, Xavier McKinney vs. Philadelphia, Jan. 7, 2024	TWO INTERCEPTIONS	2 ints, Kool-Aid McKinstry @ New Orleans, Oct. 5, 2025
* Never Has Happened *	THREE INTERCEPTIONS	3 ints, Darren Sharper vs. Minnesota, Nov. 13, 2005
4 to @ Chicago, Jan. 2, 2022	FORCED FOUR TURNOVERS	4 to vs. Philadelphia, Jan. 7, 2024
5 to @ New Orleans, Oct. 5, 2025	FORCED FIVE+ TURNOVERS	6 to @ Washington, Nov. 19, 2023
1 to @ Denver, Oct. 19, 2025	AT LEAST ONE TURNOVER	2 to vs. Philadelphia, Oct. 9, 2025
3 to vs. Indianapolis, Dec. 29, 2024	FORCED THREE+ TURNOVERS	5 to @ New Orleans, Oct. 5, 2025
SPECIAL TEAMS		
99 yards, Ihmir Smith-Marsette vs. Indianapolis, Dec. 29, 2024	KICKOFF RETURNED FOR A TOUCHDOWN	103 yards, Brandon Wilson @ Cincinnati, Nov. 29, 2020
94 yards, Gunner Olszewski vs. L.A. Rams, Dec. 31, 2023	PUNT RETURNED FOR A TOUCHDOWN	73 yards, Calvin Austin III @ Pittsburgh, Oct. 28, 2024
Janoris Jenkins [Johnathan Hankins blocked] vs. New Orleans, Sep. 18, 2016	BLOCKED FIELD GOAL RETURNED FOR A TOUCHDOWN	Juanyeh Thomas vs. Dallas, Sep. 10, 2023
in endzone, Eli Penny [blocked by Michael Thomas] vs. Arizona, Oct. 20, 2019	BLOCKED PUNT RETURNED FOR A TOUCHDOWN	6 yards, Chase Winovich @ New England, Oct. 10, 2019
55 yards, Graham Gano @ Washington, Sep. 7, 2025	MADE FIELD GOAL OF 50 YARDS OR LONGER	53 yards, Blake Grupe @ New Orleans, Oct. 5, 2025
Kerry Wynn @ Denver, Oct. 15, 2017	BLOCKED FIELD GOAL	Adam Gotsis @ Denver, Oct. 15, 2017
Jamie Gillan @ Minnesota, Dec. 24, 2022	BLOCKED PUNT	Arryn Siposs vs. Philadelphia, Dec. 11, 2022
22-yard TD pass, Jeff Hostetler to Carl Banks, at Philadelphia, Oct. 8, 1989	FAKE FIELD GOAL ATTEMPT	Shaun Suisham, vs. Pittsburgh, Nov. 4, 2012
Jude McAtamney/Jude McAtamney @ Denver, Oct. 19, 2025	MISSED POINT AFTER TOUCHDOWN ATTEMPT	Harrison Butker vs. Kansas City, Sep. 21, 2025
Riley Patterson [Nick McCloud blocked] @ Jacksonville, Oct. 23, 2022	POINT AFTER TOUCHDOWN ATTEMPT BLOCKED	Jamie Gillan [Ashton Gillotte blocked] vs. Kansas City, Sep. 21, 2025
Keion Crossen @ L.A. Chargers, Dec. 12, 2021	SUCCESSFUL ONSIDE KICK	Daniel Brown vs. Chicago, Dec. 2, 2018
5 fg, Greg Joseph: (52, 41, 38, 22, 42) vs. Dallas, Sep. 26, 2024	FIVE FIELD GOALS	7 fg, Austin Seibert: (27, 45, 26, 27, 29, 33, 30) @ Washington, Sep. 15, 2024
* Never Has Happened *	SIX FIELD GOALS	7 fg, Austin Seibert: (27, 45, 26, 27, 29, 33, 30) @ Washington, Sep. 15, 2024
55 yards, Graham Gano @ Washington, Sep. 7, 2025	50-59 YARD FIELD GOAL	53 yards, Blake Grupe @ New Orleans, Oct. 5, 2025
TEAM/MISCELLANEOUS		
604 yards vs. Tampa Bay, Sep. 16, 2022	600 TOTAL YARDS OF OFFENSE	608 yards @ New Orleans, Nov. 1, 2015
506 yards @ Dallas, Sep. 14, 2025	500 TOTAL YARDS OF OFFENSE	524 yards @ Miami, Oct. 8, 2023
420 yards @ Seattle, Oct. 6, 2024	400 TOTAL YARDS OF OFFENSE	427 yards @ Philadelphia, Oct. 26, 2025
vs. Dallas, Oct. 25, 2015	TOUCHDOWN ON OFFENSE, DEFENSE AND SPECIAL TEAMS	vs. Dallas, Sep. 10, 2023
Cam Skattebo vs. L.A. Chargers, Sep. 28, 2025	MADE TWO-POINT CONVERSION	Bo Nix/Bo Nix @ Denver, Oct. 19, 2025
Jaxson Dart @ Denver, Oct. 19, 2025	FAILED TWO-POINT CONVERSION	Joe Flacco vs. Indianapolis, Dec. 29, 2024
52 vs. New Orleans, Dec. 9, 2012	50 POINTS	51 vs. L.A. Rams, Nov. 5, 2017

@ New Orleans, Oct. 3, 2021	OVERTIME WIN	@ Dallas, Sep. 14, 2025
vs. Washington, Dec. 4, 2022	OVERTIME TIE	vs. Washington, Dec. 4, 2022
Giants 0 vs. Washington 6 , Jan. 9, 2022	SCORELESS FIRST HALF	Philadelphia 0 vs. Giants 3 , Nov. 28, 2021
Giants 0 at Chicago 7 , Jan. 2, 2022	SCORELESS SECOND HALF	Giants 20 vs. Carolina 0 , Oct. 24, 2021
@ Tampa Bay, Sep. 27, 2009	SHUTOUT ON THE ROAD	@ Arizona, Dec. 24, 2017
vs. Chicago, Dec. 2, 2018	OVERTIME WIN AT HOME	vs. N.Y. Jets, Oct. 29, 2023
0 to @ Philadelphia, Oct. 26, 2025	NO TURNOVERS	0 to @ Philadelphia, Oct. 26, 2025
vs. Indianapolis, Dec. 29, 2024	NO SACKS/NO INTERCEPTIONS ALLOWED	@ New Orleans, Oct. 5, 2025
31 (second half) @ Arizona, Sep. 17, 2023	30 ONE-HALF POINTS	33 (second half) @ Denver, Oct. 19, 2025

WEEK 1

Northwest Stadium

21-6


WASHINGTON COMMANDERS								
PASSING	ATT	CP	YDS	SK/YD	TD	LG	INT	RTG
Jayden Daniels	30	19	233	3/21	1	34	0	98.3
TOTAL	30	19	233	3/21	1	34	0	98.3
RUSHING	ATT	YDS	AVG	LG	TD			
Jacory Croskey-Merritt	10	82	8.2	42	1			
Jayden Daniels	11	68	6.2	14	0			
Austin Ekeler	6	26	4.3	6	0			
Jeremy McNichols	4	25	6.3	13	0			
Deebo Samuel Sr.	1	19	19.0	19	1			
TOTAL	32	220	6.9	42	2			
RECEIVING	NO	YDS	AVG	LG	TD			
Deebo Samuel Sr.	7	77	11.0	21	0			
Austin Ekeler	3	31	10.3	15	0			
Zach Ertz	3	26	8.7	11	1			
Noah Brown	2	27	13.5	18	0			
Terry McLaurin	2	27	13.5	14	0			
Chris Moore	1	34	34.0	34	0			
Jaylin Lane	1	11	11.0	11	0			
TOTAL	19	233	12.3	34	1			
TOP DEFENSE	TOT	SOLO	AST	SCK	YDS	INT		
Bobby Wagner	10	5	5	0.0	0.0	0		
Frankie Luvu	7	1	6	0.0	0.0	0		
Quan Martin	5	3	2	0.0	0.0	0		
FIELD GOALS	FGM/FGA		PERCENT		RESULTS			
No Field Goals								

NEW YORK GIANTS								
PASSING	ATT	CP	YDS	SK/YD	TD	LG	INT	RTG
Russell Wilson	37	17	168	2/11	0	25	0	59.3
TOTAL	37	17	168	2/11	0	25	0	59.3
RUSHING		ATT	YDS	AVG	LG	TD		
Russell Wilson		8	44	5.5	15	0		
Tyrone Tracy Jr.		10	24	2.4	6	0		
Devin Singletary		3	9	3.0	8	0		
Cam Skattebo		2	-3	-1.5	-1	0		
TOTAL		23	74	3.2	15	0		
RECEIVING	NO	YDS	AVG	LG	TD			
Wan'Dale Robinson	6	55	9.2	20	0			
Malik Nabers	5	71	14.2	25	0			
Cam Skattebo	2	12	6.0	6	0			
Tyrone Tracy Jr.	2	11	5.5	6	0			
Daniel Bellinger	1	14	14.0	14	0			
Theo Johnson	1	5	5.0	5	0			
TOTAL	17	168	9.9	25	0			
TOP DEFENSE	TOT	SOLO	AST	SCK	YDS	INT		
Bobby Okereke	16	7	9	0.0	0.0	0		
Paulson Adebo	7	6	1	0.0	0.0	0		
Jevón Holland	7	3	4	0.0	0.0	0		
FIELD GOALS	FGM/FGA		PERCENT		RESULTS			
Graham Gano	2-2		100.0		21G, 55G			
TOTAL	2-2		100.0					


SCORING DRIVES						
TEAM	QTR	TIME	SCORING PLAY	NYG	WAS	
Commanders	1	07:00	Z.Ertz 7 yd. pass from J.Daniels (M.Gay kick) (8-89, 4:02)	0	7	
Giants	2	13:57	G.Gano 21 yd. Field Goal (16-76, 8:03)	3	7	
Commanders	2	06:14	J.Croskey-Merritt 6 yd. run (M.Gay kick) (8-58, 5:26)	3	14	
Giants	3	01:43	G.Gano 55 yd. Field Goal (12-43, 5:21)	6	14	
Commanders	4	07:09	D.Samuel 19 yd. run (M.Gay kick) (9-80, 4:57)	6	21	

# WEEK 2

AT&T Stadium



40-37




DALLAS COWBOYS								
PASSING	ATT	CP	YDS	SK/YD	TD	LG	INT	RTG
Dak Prescott	52	38	361	3/18	2	33	1	96.7
TOTAL	52	38	361	3/18	2	33	1	96.7
RUSHING	ATT	YDS	AVG	LG	TD			
Javonte Williams	18	97	5.4	30t	1			
Dak Prescott	3	17	5.7	14	0			
Miles Sanders	5	15	3.0	6	1			
KaVontae Turpin	2	6	3.0	7	0			
TOTAL	28	135	4.8	30T	2			
RECEIVING	NO	YDS	AVG	LG	TD			
CeeDee Lamb	9	112	12.4	33	0			
Jake Ferguson	9	78	8.7	19	0			
Javonte Williams	6	33	5.5	11	0			
George Pickens	5	68	13.6	27	1			
KaVontae Turpin	4	47	11.8	16	1			
Jalen Tolbert	2	16	8.0	11	0			
Miles Sanders	2	4	2.0	3	0			
Brevyn Spann-Ford	1	3	3.0	3	0			
TOTAL	38	361	9.5	33	2			
TOP DEFENSE	TOT	SOLO	AST	SCK	YDS	INT		
Kaiir Elam	9	6	3	0.0	0.0	0		
Kenneth Murray	9	5	4	0.0	0.0	0		
Jack Sanborn	9	4	5	0.0	0.0	0		
FIELD GOALS	FGM/FGA	PERCENT	RESULTS					
Brandon Aubrey	4-4	100.0	51G, 44G, 64G, 46G					
TOTAL	4-4	100.0						

NEW YORK GIANTS								
PASSING	ATT	CP	YDS	SK/YD	TD	LG	INT	RTG
Russell Wilson	41	30	450	3/28	3	52	1	123.0
TOTAL	41	30	450	3/28	3	52	1	123.0
RUSHING	ATT	YDS	AVG	LG	TD			
Cam Skattebo	11	45	4.1	24	1			
Russell Wilson	3	23	7.7	15	0			
Tyrone Tracy Jr.	5	15	3.0	9	0			
Devin Singletary	1	4	4.0	4	0			
Jaxson Dart	1	-3	-3.0	-3	0			
TOTAL	21	84	4.0	24	1			
RECEIVING	NO	YDS	AVG	LG	TD			
Malik Nabers	9	167	18.6	48+	2			
Wan'Dale Robinson	8	142	17.8	50	1			
Tyrone Tracy Jr.	4	36	9.0	14	0			
Theo Johnson	4	34	8.5	14	0			
Darius Slayton	2	61	30.5	52	0			
Cam Skattebo	2	14	7.0	9	0			
Devin Singletary	1	-4	-4.0	-4	0			
TOTAL	30	450	15.0	52	3			
TOP DEFENSE	TOT	SOLO	AST	SCK	YDS	INT		
Paulson Adebbo	13	11	2	0.0	0.0	0		
Dru Phillips	11	8	3	0.0	0.0	1		
Bobby Okereke	10	4	6	0.0	0.0	0		
FIELD GOALS	FGM/FGA	PERCENT	RESULTS					
Graham Gano	3-3	100.0	38G, 33G, 33G					
TOTAL	3-3	100.0						


SCORING DRIVES								
TEAM	QTR	TIME	SCORING PLAY	NYG	DAL			
Giants	1	06:11	G.Gano 38 yd. Field Goal (16-60, 8:49)	3	0			
Giants	1	01:05	G.Gano 33 yd. Field Goal (8-55, 3:42)	6	0			
Cowboys	2	08:25	B.Aubrey 51 yd. Field Goal (8-42, 3:49)	6	3			
Giants	2	05:37	M.Nabers 29 yd. pass from R.Wilson (G.Gano kick) (5-70, 2:48)	13	3			
Cowboys	2	02:11	K.Turpin 10 yd. pass from D.Prescott (B.Aubrey kick) (8-64, 3:26)	13	10			
Cowboys	3	07:20	J.Williams 30 yd. run (B.Aubrey kick) (6-90, 3:00)	13	17			
Giants	3	05:38	G.Gano 33 yd. Field Goal (5-52, 1:42)	16	17			
Cowboys	4	14:13	B.Aubrey 44 yd. Field Goal (11-56, 6:25)	16	20			
Giants	4	12:07	C.Skattebo 1 yd. run (G.Gano kick) (4-60, 2:06)	23	20			
Cowboys	4	06:14	M.Sanders 4 yd. run (B.Aubrey kick) (10-85, 5:53)	23	27			
Giants	4	02:44	W.Robinson 32 yd. pass from R.Wilson (G.Gano kick) (7-63, 3:30)	30	27			
Cowboys	4	00:52	G.Pickens 6 yd. pass from D.Prescott (B.Aubrey kick) (11-71, 1:52)	30	34			
Giants	4	00:25	M.Nabers 48 yd. pass from R.Wilson (G.Gano kick) (3-63, 0:27)	37	34			
Cowboys	4	00:00	B.Aubrey 64 yd. Field Goal (4-21, 0:25)	37	37			
Cowboys	OT	00:00	B.Aubrey 46 yd. Field Goal (4-42, 2:00)	37	40			

# WEEK 3

MetLife Stadium



22-9




KANSAS CITY CHIEFS								
PASSING	ATT	CP	YDS	SK/YD	TD	LG	INT	RTG
Patrick Mahomes	37	22	224	2/23	1	33	0	85.9
TOTAL	37	22	224	2/23	1	33	0	85.9
RUSHING	ATT	YDS	AVG	LG	TD			
Isiah Pacheco	10	45	4.5	10	0			
Kareem Hunt	10	34	3.4	6	1			
Brashard Smith	2	13	6.5	8	0			
Nikko Remigio	1	11	11.0	11	0			
Patrick Mahomes	5	2	0.4	4	0			
TOTAL	28	105	3.8	11	1			
RECEIVING	NO	YDS	AVG	LG	TD			
Tyquan Thornton	5	71	14.2	33	1			
JuJu Smith-Schuster	4	55	13.8	27	0			
Hollywood Brown	4	42	10.5	17	0			
Travis Kelce	4	26	6.5	13	0			
Noah Gray	3	17	5.7	10	0			
Kareem Hunt	1	10	10.0	10	0			
Isiah Pacheco	1	3	3.0	3	0			
TOTAL	22	224	10.2	33	1			
TOP DEFENSE	TOT	SOLO	AST	SCK	YDS	INT		
Nick Bolton	14	6	8	0.0	0.0	0		
George Karlaftis	10	8	2	1.0	4.0	0		
Jaylen Watson	7	5	2	0.0	0.0	1		
FIELD GOALS	FGM/FGA	PERCENT	RESULTS					
Harrison Butker	3-4	75.0	54G, 48G, 40WR, 28G					
TOTAL	3-4	75.0						

NEW YORK GIANTS									
PASSING	ATT	CP	YDS	SK/YD	TD	LG	INT	RTG	
Russell Wilson	32	18	160	2/9	0	26	2	43.8	
TOTAL	32	18	160	2/9	0	26	2	43.8	
RUSHING	ATT		YDS		AVG		LG	TD	
Cam Skattebo	10		60		6.0		13t	1	
Tyrone Tracy Jr.	7		29		4.1		10	0	
Russell Wilson	5		27		5.4		14	0	
Devin Singletary	4		11		2.8		4	0	
Jaxson Dart	1		3		3.0		3	0	
TOTAL	27		130		4.8		14	1	
RECEIVING	NO		YDS		AVG		LG	TD	
Cam Skattebo	6		61		10.2		21	0	
Darius Slayton	4		30		7.5		14	0	
Malik Nabers	2		13		6.5		9	0	
Tyrone Tracy Jr.	2		7		3.5		4	0	
Wan'Dale Robinson	1		26		26.0		26	0	
Theo Johnson	1		10		10.0		10	0	
Chris Manhertz	1		7		7.0		7	0	
Daniel Bellinger	1		6		6.0		6	0	
TOTAL	18		160		8.9		26	0	
TOP DEFENSE	TOT		SOLO		AST		SCK	YDS	INT
Bobby Okereke	8		4		4		0.0	0.0	0
Paulson Adebo	7		6		1		0.0	0.0	0
Brian Burns	6		5		1		1.0	15.0	0
FIELD GOALS		FGM/FGA		PERCENT		RESULTS			
Graham Gano		1-1		100.0		25G			
TOTAL		1-1		100.0					


SCORING DRIVES								
TEAM	QTR	TIME	SCORING PLAY	KC	NYG			
Chiefs	1	03:45	H.Butker 54 yd. Field Goal (12-36, 5:21)	3	0			
Chiefs	2	09:48	H.Butker 48 yd. Field Goal (9-51, 5:23)	6	0			
Giants	2	01:44	C.Skattebo 13 yd. run (kick blocked) (8-70, 3:40)	6	6			
Chiefs	2	00:00	H.Butker 28 yd. Field Goal (7-69, 0:49)	9	6			
Chiefs	3	08:22	T.Thornton 5 yd. pass from P.Mahomes (H.Butker kick) (11-74, 6:38)	16	6			
Giants	4	10:12	G.Gano 25 yd. Field Goal (12-73, 5:57)	16	9			
Chiefs	4	06:03	K.Hunt 1 yd. run (kick failed, wl) (9-77, 4:09)	22	9			

WEEK 4

MetLife Stadium



21-18



NEW YORK GIANTS								
PASSING	ATT	CP	YDS	SK/YD	TD	LG	INT	RTG
Jaxson Dart	20	13	111	5/25	1	18	0	96.0
Russell Wilson	1	1	8	1/5	0	8	0	100.0
TOTAL	21	14	119	6/30	1	18	0	97.1
RUSHING	ATT	YDS	AVG	LG	TD			
Cam Skattebo	25	79	3.2	16	0			
Jaxson Dart	10	54	5.4	15t	1			
Devin Singletary	7	28	4.0	8	0			
TOTAL	42	161	3.8	16	1			
RECEIVING	NO	YDS	AVG	LG	TD			
Darius Slayton	3	44	14.7	18	0			
Theo Johnson	3	17	5.7	10	1			
Wan'Dale Robinson	3	14	4.7	8	0			
Malik Nabers	2	20	10.0	13	0			
Cam Skattebo	2	11	5.5	7	0			
Daniel Bellinger	1	13	13.0	13	0			
TOTAL	14	119	8.5	18	1			
TOP DEFENSE	TOT	SOLO	AST	SCK	YDS	INT		
Darius Muasau	6	2	4	0.0	0.0	0		
Cor'Dale Flott	5	5	0	0.0	0.0	0		
Brian Burns	5	4	1	1.0	16.0	0		
FIELD GOALS	FGM/FGA	PERCENT	RESULTS					
Jude	2-2	100.0	22G, 31G					
McAtamney								
TOTAL	2-2	100.0						


LOS ANGELES CHARGERS									
PASSING	ATT	CP	YDS	SK/YD	TD	LG	INT	RTG	
Justin Herbert	41	23	203	2/17	1	36t	2	57.3	
TOTAL	41	23	203	2/17	1	36T	2	57.3	
RUSHING	ATT		YDS		AVG		LG	TD	
Omarion Hampton	12		128		10.7		54t	1	
Justin Herbert	1		24		24.0		24	0	
TOTAL	13		152		11.7		54T	1	
RECEIVING	NO		YDS		AVG		LG	TD	
Quentin Johnston	8		98		12.3		36t	1	
Keenan Allen	5		37		7.4		10	0	
Omarion Hampton	5		37		7.4		19	0	
Oronde Gadsden	2		16		8.0		11	0	
Ladd McConkey	1		11		11.0		11	0	
Tyler Conklin	1		3		3.0		3	0	
Scott Matlock	1		1		1.0		1	0	
TOTAL	23		203		8.8		36T	1	
TOP DEFENSE	TOT		SOLO		AST		SCK	YDS	INT
Troy Dye	13		3		10		0.0	0.0	0
Daiyan Henley	9		8		1		0.0	0.0	0
Tuli Tuipulotu	9		6		3		4.0	19.0	0
FIELD GOALS		FGM/FGA		PERCENT		RESULTS			
Cameron Dicker		1-1		100.0		43G			
TOTAL		1-1		100.0					

SCORING DRIVES								
TEAM	QTR	TIME	SCORING PLAY	LAC	NYG			
Giants	1	09:20	J.Dart 15 yd. run (J.McAtamney kick) (9-89, 4:17)	0	7			
Giants	2	13:47	J.McAtamney 22 yd. Field Goal (4--1, 1:46)	0	10			
Chargers	2	08:06	C.Dicker 43 yd. Field Goal (10-40, 5:41)	3	10			
Giants	2	01:52	J.McAtamney 31 yd. Field Goal (15-47, 6:14)	3	13			
Chargers	2	00:27	Q.Johnston 36 yd. pass from J.Herbert (C.Dicker kick) (8-75, 1:25)	10	13			
Giants	3	02:49	T.Johnson 3 yd. pass from J.Dart (C.Skattebo run) (2-3, 0:44)	10	21			
Chargers	3	01:27	O.Hampton 54 yd. run (J.Herbert run) (3-66, 1:22)	18	21			




WEEK 5

Caesars Superdome



26-14




NEW ORLEANS SAINTS								
PASSING	ATT	CP	YDS	SK/YD	TD	LG	INT	RTG
Spencer Rattler	31	21	225	0/0	1	87†	0	99.5
Taysom Hill	1	1	19	0/0	0	19	0	118.8
TOTAL	32	22	244	0/0	1	87†	0	101.6
RUSHING	ATT	YDS	AVG	LG	TD			
Kendre Miller	10	41	4.1	11	0			
Alvin Kamara	8	27	3.4	11	0			
Spencer Rattler	6	21	3.5	11	0			
Taysom Hill	6	-1	-0.2	2	0			
TOTAL	30	88	2.9	11	0			
RECEIVING	NO	YDS	AVG	LG	TD			
Chris Olave	7	59	8.4	17	0			
Rashid Shaheed	4	114	28.5	87†	1			
Alvin Kamara	4	28	7.0	12	0			
Juwan Johnson	2	17	8.5	19	0			
Devaughn Vele	2	13	6.5	7	0			
Kendre Miller	1	8	8.0	8	0			
Brandin Cooks	1	5	5.0	5	0			
Spencer Rattler	1	0	0.0	0	0			
TOTAL	22	244	11.1	87†	1			
TOP DEFENSE	TOT	SOLO	AST	SCK	YDS	INT		
Pete Werner	11	5	6	0.0	0.0	0		
Demario Davis	10	7	3	0.0	0.0	0		
Alontae Taylor	8	4	4	0.0	0.0	0		
FIELD GOALS	FGM/FGA	PERCENT	RESULTS					
Blake Grupe	4-6	66.7	28G, 53G, 52WL, 29G, 28G, 46WR					
TOTAL	4-6	66.7						

NEW YORK GIANTS									
PASSING	ATT	CP	YDS	SK/YD	TD	LG	INT	RTG	
Jaxson Dart	40	26	202	1/3	2	18	2	73.1	
TOTAL	40	26	202	1/3	2	18	2	73.1	
RUSHING	ATT		YDS		AVG		LG	TD	
Cam Skattebo	15		59		3.9		9	0	
Jaxson Dart	7		55		7.9		20	0	
Devin Singletary	6		20		3.3		7	0	
Wan'Dale Robinson	1		2		2.0		2	0	
TOTAL	29		136		4.7		20	0	
RECEIVING	NO		YDS		AVG		LG	TD	
Cam Skattebo	6		45		7.5		15	0	
Theo Johnson	6		33		5.5		15†	2	
Wan'Dale Robinson	5		30		6.0		12	0	
Daniel Bellinger	4		52		13.0		18	0	
Darius Slayton	3		31		10.3		16	0	
Beaux Collins	1		7		7.0		7	0	
Devin Singletary	1		4		4.0		4	0	
TOTAL	26		202		7.8		18	2	
TOP DEFENSE	TOT		SOLO		AST		SCK	YDS	INT
Bobby Okereke	10		5		5		0.0	0.0	0
Darius Muasau	9		6		3		0.0	0.0	0
Paulson Adebo	6		6		0		0.0	0.0	0
FIELD GOALS	FGM/FGA			PERCENT			RESULTS		
No Field Goals									


SCORING DRIVES								
TEAM	QTR	TIME	SCORING PLAY	NYG	NO			
Giants	1	09:34	T.Johnson 1 yd. pass from J.Dart (J.McAtamney kick) (8-59, 4:05)	7	0			
Saints	1	01:40	B.Grupe 28 yd. Field Goal (14-70, 7:54)	7	3			
Giants	2	13:01	T.Johnson 15 yd. pass from J.Dart (J.McAtamney kick) (8-70, 3:39)	14	3			
Saints	2	07:41	B.Grupe 53 yd. Field Goal (12-49, 5:20)	14	6			
Saints	2	05:16	R.Shaheed 87 yd. pass from S.Rattler (B.Grupe kick) (1-87, 0:11)	14	13			
Saints	2	00:00	B.Grupe 29 yd. Field Goal (8-30, 1:02)	14	16			
Saints	3	06:55	B.Grupe 28 yd. Field Goal (10-45, 3:57)	14	19			
Saints	4	14:47	J.Howden 86 yd. fumble return (B.Grupe kick)	14	26			

WEEK 6

MetLife Stadium



34-17




NEW YORK GIANTS								
PASSING	ATT	CP	YDS	SK/YD	TD	LG	INT	RTG
Jaxson Dart	25	17	195	2/1	1	35t	0	104.6
Russell Wilson	1	0	0	0/0	0	0	0	39.6
TOTAL	26	17	195	2/1	1	35T	0	100.6
RUSHING	ATT	YDS	AVG	LG	TD			
Cam Skattebo	19	98	5.2	18	3			
Jaxson Dart	13	58	4.5	20t	1			
Devin Singletary	3	10	3.3	6	0			
Tyrone Tracy Jr.	4	6	1.5	3	0			
TOTAL	39	172	4.4	20T	4			
RECEIVING	NO	YDS	AVG	LG	TD			
Wan'Dale Robinson	6	84	14.0	35t	1			
Lil'Jordan Humphrey	4	55	13.8	34	0			
Jalin Hyatt	3	17	5.7	6	0			
Theo Johnson	2	27	13.5	22	0			
Cam Skattebo	2	12	6.0	8	0			
TOTAL	17	195	11.5	35T	1			
TOP DEFENSE	TOT	SOLO	AST	SCK	YDS	INT		
Tyler Nubin	9	6	3	0.0	0.0	0		
Paulson Adebo	7	5	2	0.0	0.0	0		
Brian Burns	7	3	4	2.0	17.0	0		
FIELD GOALS	FGM/FGA	PERCENT	RESULTS					
No Field Goals								

PHILADELPHIA EAGLES								
PASSING	ATT	CP	YDS	SK/YD	TD	LG	INT	RTG
Jalen Hurts	33	24	283	3/17	1	36	1	95.9
TOTAL	33	24	283	3/17	1	36	1	95.9
RUSHING	ATT	YDS	AVG	LG	TD			
Saquon Barkley	12	58	4.8	18	0			
Jalen Hurts	7	13	1.9	9	1			
A.J. Dillon	1	2	2.0	2	0			
TOTAL	20	73	3.7	18	1			
RECEIVING	NO	YDS	AVG	LG	TD			
Dallas Goedert	9	110	12.2	36	1			
A.J. Brown	6	80	13.3	30	0			
DeVonta Smith	4	49	12.3	16	0			
A.J. Dillon	2	18	9.0	11	0			
Saquon Barkley	2	9	4.5	10	0			
Jahan Dotson	1	17	17.0	17	0			
TOTAL	24	283	11.8	36	1			
TOP DEFENSE	TOT	SOLO	AST	SCK	YDS	INT		
Jihaad Campbell	7	4	3	0.0	0.0	0		
Adoree' Jackson	7	4	3	0.0	0.0	0		
Andrew Mukuba	7	3	4	0.0	0.0	0		
FIELD GOALS	FGM/FGA	PERCENT	RESULTS					
Jake Elliott	1-1	100.0	42G					
TOTAL	1-1	100.0						


SCORING DRIVES								
TEAM	QTR	TIME	SCORING PLAY	PHI	NYG			
Eagles	1	11:59	J.Elliott 42 yd. Field Goal (6-36, 3:01)	3	0			
Giants	1	09:59	J.Dart 20 yd. run (J.McAtamney kick) (6-54, 2:00)	3	7			
Giants	1	05:37	W.Robinson 35 yd. pass from J.Dart (kick failed, wr) (4-66, 2:02)	3	13			
Eagles	1	01:49	D.Goedert 3 yd. pass from J.Hurts (J.Elliott kick) (8-75, 3:48)	10	13			
Eagles	2	06:56	J.Hurts 1 yd. run (J.Elliott kick) (13-74, 7:54)	17	13			
Giants	2	01:19	C.Skattebo 4 yd. run (J.McAtamney kick) (15-67, 5:37)	17	20			
Giants	3	07:56	C.Skattebo 1 yd. run (J.McAtamney kick) (9-56, 4:12)	17	27			
Giants	4	09:41	C.Skattebo 1 yd. run (J.McAtamney kick) (3-23, 1:44)	17	34			

WEEK 7

Empower Field at Mile High



33-32




DENVER BRONCOS								
PASSING	ATT	CP	YDS	SK/YD	TD	LG	INT	RTG
Bo Nix	50	27	279	2/14	2	32	0	83.7
TOTAL	50	27	279	2/14	2	32	0	83.7
RUSHING	ATT	YDS	AVG	LG	TD			
J.K. Dobbins	14	81	5.8	32	0			
Bo Nix	5	48	9.6	21	2			
Marvin Mims Jr.	1	13	13.0	13	0			
RJ Harvey	4	0	0.0	4	0			
TOTAL	24	142	5.9	32	2			
RECEIVING	NO	YDS	AVG	LG	TD			
Courtland Sutton	6	87	14.5	32	0			
Marvin Mims Jr.	6	85	14.2	31	0			
Evan Engram	5	42	8.4	20	0			
Troy Franklin	3	19	6.3	12	1			
Nate Adkins	2	20	10.0	15	0			
Tyler Badie	2	19	9.5	12	0			
Pat Bryant	1	6	6.0	6	0			
RJ Harvey	1	2	2.0	2†	1			
J.K. Dobbins	1	-1	-1.0	-1	0			
TOTAL	27	279	10.3	32	2			
TOP DEFENSE	TOT	SOLO	AST	SCK	YDS	INT		
Alex Singleton	8	3	5	0.0	0.0	0		
Brandon Jones	6	3	3	0.0	0.0	0		
Dre Greenlaw	6	1	5	0.0	0.0	0		
FIELD GOALS	FGM/FGA	PERCENT	RESULTS					
Wil Lutz	1-1	100.0	39G					
TOTAL	1-1	100.0						

NEW YORK GIANTS								
PASSING	ATT	CP	YDS	SK/YD	TD	LG	INT	RTG
Jaxson Dart	33	15	283	4/15	3	44†	1	93.4
TOTAL	33	15	283	4/15	3	44T	1	93.4
RUSHING	ATT	YDS	AVG	LG	TD			
Cam Skattebo	16	60	3.8	18	0			
Tyrone Tracy Jr.	9	46	5.1	31†	1			
Jaxson Dart	5	11	2.2	9	1			
Devin Singletary	2	2	1.0	2	0			
TOTAL	32	119	3.7	31T	2			
RECEIVING	NO	YDS	AVG	LG	TD			
Wan'Dale Robinson	6	95	15.8	23	0			
Daniel Bellinger	3	88	29.3	44†	1			
Theo Johnson	3	66	22.0	41†	1			
Cam Skattebo	3	34	11.3	13†	1			
TOTAL	15	283	18.9	44T	3			
TOP DEFENSE	TOT	SOLO	AST	SCK	YDS	INT		
Dane Belton	10	6	4	0.0	0.0	0		
Dru Phillips	9	9	0	0.0	0.0	0		
Bobby Okereke	6	4	2	0.0	0.0	0		
FIELD GOALS	FGM/FGA	PERCENT	RESULTS					
No Field Goals								


SCORING DRIVES							
TEAM	QTR	TIME	SCORING PLAY	NYG	DEN		
Giants	1	06:54	D.Bellinger 44 yd. pass from J.Dart (J.McAtamney kick) (4-77, 1:31)	7	0		
Giants	2	08:46	C.Skattebo 13 yd. pass from J.Dart (kick failed, wl) (10-82, 5:59)	13	0		
Giants	3	02:41	T.Tracy 31 yd. run (pass failed) (7-59, 3:23)	19	0		
Broncos	4	14:08	T.Franklin 2 yd. pass from B.Nix (B.Nix-C.Sutton pass) (8-78, 3:33)	19	8		
Giants	4	10:14	T.Johnson 41 yd. pass from J.Dart (J.McAtamney kick) (6-67, 3:54)	26	8		
Broncos	4	05:13	B.Nix 7 yd. run (B.Nix-T.Franklin pass) (13-74, 5:01)	26	16		
Broncos	4	03:51	R.Harvey 2 yd. pass from B.Nix (W.Lutz kick) (4-19, 0:56)	26	23		
Broncos	4	01:51	B.Nix 18 yd. run (W.Lutz kick) (6-68, 0:51)	26	30		
Giants	4	00:37	J.Dart 1 yd. run (kick failed, wr) (7-65, 1:14)	32	30		
Broncos	4	00:00	W.Lutz 39 yd. Field Goal (4-56, 0:37)	32	33		

WEEK 8

Lincoln Financial Field



38-20



PHILADELPHIA EAGLES								
PASSING	ATT	CP	YDS	SK/YD	TD	LG	INT	RTG
Jalen Hurts	20	15	179	4/28	4	40t	0	141.5
TOTAL	20	15	179	4/28	4	40T	0	141.5
RUSHING		ATT	YDS	AVG	LG	TD		
Saquon Barkley		14	150	10.7	65t	1		
Tank Bigsby		9	104	11.6	29	0		
Jalen Hurts		4	22	5.5	8	0		
Will Shipley		3	2	0.7	3	0		
Tanner McKee		3	-2	-0.7	0	0		
TOTAL		33	276	8.4	65T	1		
RECEIVING		NO	YDS	AVG	LG	TD		
DeVonta Smith		6	84	14.0	26	0		
Saquon Barkley		4	24	6.0	12	1		
Dallas Goedert		3	28	9.3	17t	2		
Jahan Dotson		1	40	40.0	40t	1		
Xavier Gipson		1	3	3.0	3	0		
TOTAL		15	179	11.9	40T	4		
TOP DEFENSE		TOT	SOLO	AST	SCK	YDS	INT	
Zack Baun		6	3	3	1.0	1.0	0	
Reed Blankenship		5	5	0	0.0	0.0	0	
Nakobe Dean		5	4	1	0.0	0.0	0	
FIELD GOALS		FGM/FGA		PERCENT		RESULTS		
Jake Elliott		1-2		50.0		58RU, 40G		
TOTAL		1-2		50.0				

NEW YORK GIANTS								
PASSING	ATT	CP	YDS	SK/YD	TD	LG	INT	RTG
Jaxson Dart	24	14	193	5/15	1	34	0	98.1
TOTAL	24	14	193	5/15	1	34	0	98.1
RUSHING	ATT	YDS	AVG	LG	TD			
Tyrone Tracy Jr.	10	39	3.9	6	0			
Jaxson Dart	6	17	2.8	8	1			
Cam Skattebo	3	12	4.0	5	0			
Devin Singletary	2	0	0.0	3	0			
TOTAL	21	68	3.2	8	1			
RECEIVING	NO	YDS	AVG	LG	TD			
Wan'Dale Robinson	3	48	16.0	34	0			
Theo Johnson	3	20	6.7	12	0			
Darius Slayton	2	26	13.0	19	0			
Tyrone Tracy Jr.	2	14	7.0	9	0			
Devin Singletary	1	28	28.0	28	0			
Daniel Bellinger	1	21	21.0	21	0			
Beaux Collins	1	18	18.0	18	0			
Cam Skattebo	1	18	18.0	18†	1			
TOTAL	14	193	13.8	34	1			
TOP DEFENSE	TOT	SOLO	AST	SCK	YDS	INT		
Bobby Okereke	8	7	1	1.0	0.0	0		
Dane Belton	7	4	3	0.0	0.0	0		
Tyler Nubin	5	3	2	0.0	0.0	0		
FIELD GOALS	FGM/FGA	PERCENT	RESULTS					
Graham Gano	2-2	100.0	47G, 34G					
TOTAL	2-2	100.0						

SCORING DRIVES								
TEAM	QTR	TIME	SCORING PLAY	NYG	PHI			
Eagles	1	14:43	S.Barkley 65 yd. run (J.Elliott kick) (2-65, 0:17)	0	7			
Giants	1	02:56	C.Skattebo 18 yd. pass from J.Dart (G.Gano kick) (6-52, 3:14)	7	7			
Eagles	2	11:38	S.Barkley 9 yd. pass from J.Hurts (J.Elliott kick) (11-53, 6:18)	7	14			
Giants	2	02:53	G.Gano 47 yd. Field Goal (7-37, 3:20)	10	14			
Eagles	2	00:21	D.Goedert 6 yd. pass from J.Hurts (J.Elliott kick) (7-58, 2:32)	10	21			
Eagles	3	07:03	J.Elliott 40 yd. Field Goal (11-54, 6:07)	10	24			
Giants	3	00:19	G.Gano 34 yd. Field Goal (15-59, 6:44)	13	24			
Eagles	4	11:17	D.Goedert 17 yd. pass from J.Hurts (J.Elliott kick) (7-72, 4:02)	13	31			
Eagles	4	05:59	J.Dotson 40 yd. pass from J.Hurts (J.Elliott kick) (6-73, 3:30)	13	38			
Giants	4	02:44	J.Dart 2 yd. run (G.Gano kick) (7-65, 3:15)	20	38			



# RECORD BOOK

GIANTS

SINCE 1925

NEW YORK FOOTBALL GIANTS

BIG BLUE

G-MEN

# GIANTS

## TOP TENS

## TOP TEN RUSHERS (BASED ON RUSHING YARDAGE)

Player	Years	Attempts	Yards	Avg	Lg	TD
1. Tiki Barber	1997-06	2,217	10,449	4.7	95†	55
2. Rodney Hampton	1990-97	1,824	6,897	3.8	63†	49
3. Joe Morris	1982-89	1,318	5,296	4.0	65†	48
4. Saquon Barkley	2018-23	1,201	5,211	4.3	78	35
5. Brandon Jacobs	2005-11, 13	1,136	5,087	4.5	73	60
6. Alex Webster	1955-64	1,196	4,638	3.9	71	39
7. Ahmad Bradshaw	2007-12	921	4,232	4.6	88	32
8. Ron Johnson	1970-75	1,066	3,836	3.6	68	33
9. Frank Gifford	1952-60, 62-64	840	3,609	4.3	79	34
10. Doug Kotar	1974-81	900	3,380	3.8	53	20

## TOP TEN PASSERS (BASED ON PASSING YARDAGE)

Player	Year	Att.	Comp.	Yards	Pct.	TDs	Ints
1. Eli Manning	2004-19	8,119	4,895	57,023	60.3	366	244
2. Phil Simms	1979-93	4,647	2,576	33,462	55.4	199	157
3. Charlie Conerly	1948-61	2,833	1,418	19,488	50.0	173	167
4. Kerry Collins	1999-03	2,473	1,447	16,875	58.5	81	70
5. Daniel Jones	2019-24	2,241	1,437	14,582	64.1	70	47
6. Fran Tarkenton	1967-71	1,898	1,051	13,905	55.4	103	72
7. Y.A. Tittle	1961-64	1,308	731	10,439	55.9	96	68
8. Dave Brown	1992-97	1,391	766	8,806	55.1	40	49
9. Scott Brunner	1980-83	986	482	6,121	48.9	28	48
10. Craig Morton	1974-76	884	461	5,734	52.1	29	49

## TOP TEN RECEIVERS (BASED ON NUMBER OF RECEPTIONS)

Player	Years	No.	Yards	Avg	Lg	TD
1. Amani Toomer	1996-08	668	9,497	14.2	82	54
2. Tiki Barber	1997-06	586	5,183	8.8	87	12
3. Joe Morrison	1959-72	395	4,993	12.6	70	47
4. Odell Beckham, Jr.	2014-18	390	5,476	14.0	87†	44
5. Sterling Shepard	2016-23	372	4,095	11.2	77	23
6. Jeremy Shockey	2002-07	371	4,228	11.4	59	27
7. Ike Hilliard	1997-04	368	4,630	12.6	59	27
8. Frank Gifford	1952-60, 62-64	367	5,434	14.8	77	43
9. Chris Calloway	1992-98	334	4,710	14.1	68	27
10. Bob Tucker	1970-77	327	4,376	13.4	63	22

## TOP TEN SCORERS (BASED ON TOTAL POINTS)

Player	Years	Tot	Rush	Rec	Ret	2pt.	FGs	PATs	Total Pts.
1. Pete Gogolak	1966-74	0	0	0	0		126	268	646
2. Lawrence Tynes	2007-12	0	0	0	0		122	220	586
3. Brad Daluiso	1993-00	0	0	0	0		123	157	526
4. Frank Gifford	1952-64	78	34	43	1		2	10	484
5. Joe Danelo	1976-82	0	0	0	0		104	170	482
6. Graham Gano	2020-25	0	0	0	0	0	117	99	450
7. Tiki Barber	1997-06	68	55	12	1	4	0	0	416
8. Josh Brown	2013-16	0	0	0	0		88	128	392
9. Joe Morrison	1959-72	65	18	47	0		0	0	390
10. Brandon Jacobs	2005-11, 2013	64	60	4	0	1	0	0	386

## TOP TEN INTERCEPTORS (BASED ON NUMBER OF INTERCEPTIONS)

Player	Years	No	Ret. Yds	Avg	TD
1. Emlen Tunnell	1949-58	74	1,240	16.8	4
2. Jim Patton	1955-66	52	712	13.7	2
3. Carl Lockhart	1965-75	41	475	11.6	3
4. Willie Williams	1965, 67-73	35	462	13.2	0
5. Dick Lynch	1959-66	35	568	16.2	4
6. Tom Landry	1950-55	31	360	11.6	3
7. Terry Kinard	1983-89	27	574	21.3	2
8. Terry Jackson	1978-83	24	282	11.8	2
9. Phillippi Sparks	1992-99	22	163	7.4	0
10. Corey Webster	2005-13	20	226	11.3	1
Frank Reagan	1941, 46-48	20	376	18.8	0
Howard Livingston	1944-47	20	375	18.8	1

## TOP TEN PUNT RETURNERS (BASED ON RETURN YARDS)

Player	Years	No	FC	Yds.	Avg.	Long	TD
1. David Meggett	1989-94	202	80	2,230	11.0	76†	6
2. Emlen Tunnell	1948-58	261	NA	2,206	8.5	81	5
3. Phil McConkey	1984-88	213	84	1,708	8.0	37	0
4. Tiki Barber	1997-01	122	45	1,177	9.6	85†	1
5. Amani Toomer	1996-01	109	52	1,060	9.7	81†	3
6. Leon Bright	1981-83	106	0	852	8.0	55	0
7. Chad Morton	2005-06	76	29	721	9.5	58	1
8. Domenik Hixon	2007-12	49	33	565	11.5	79†	1
9. Dwayne Harris	2015-16	70	26	559	8.0	80†	1
10. Bob Hammond	1976-79	60	14	512	8.5	68†	1



## TOP TEN KICKOFF RETURNERS (BASED ON RETURN YARDAGE)

Player	Years	No	Yds	Avg	Long	TD
1. Clarence Childs	1964-67	126	3,163	25.1	100	2
2. David Meggett	1989-94	146	2,989	20.5	92†	1
3. Willie Ponder	2003-05	71	1,872	26.4	95†	2
4. Ahmad Bradshaw	2007-12	77	1,788	23.2	68	0
5. Rocky Thompson	1971-73	65	1,768	27.2	93	2
6. David Wilson	2012-13	66	1,755	26.6	97†	1
7. David Patten	1997-99	84	1,724	20.5	90†	1
8. Domenik Hixon	2007-12	68	1,692	24.9	83	1
9. Joe Scott	1948-53	54	1,467	27.2	NA	1
10. Ron Dixon	2000-02	67	1,364	20.4	44	0

## TOP TEN SACK LEADERS (OFFICIAL STATISTIC ONLY SINCE 1982)

Player	Years	Sacks
1. Michael Strahan	1993-07	141.5
2. Lawrence Taylor*	1981-93	132.5
3. Leonard Marshall	1983-92	79.5
4. Osi Umenyiora	2003-12	75.0
5. Keith Hamilton	1992-03	63.0
6. Justin Tuck	2005-13	60.5
7. Jason Pierre-Paul	2010-17	58.5
8. George Martin**	1975-88	46.0
9. Mathias Kiwanuka	2006-13	38.5
10. Carl Banks	1984-92	36.0

\*Taylor had 9.5 sacks as a rookie in 1981, the year before they became an official statistic.

\*\*Martin had 50.0 sacks from 1975-81

## SERVICE

## MOST SEASONS, ACTIVE PLAYER

- 16 Eli Manning (2004-19)  
 15 Michael Strahan (1993-07)  
 Phil Simms (1979-93)  
 Mel Hein (1931-45)  
 14 George Martin (1975-88)  
 Joe Morrison (1959-72)  
 Charlie Conerly (1948-61)  
 13 Zak DeOssie (2007-19)  
 Amani Toomer (1996-08)  
 Howard Cross (1989-01)  
 Lawrence Taylor (1981-93)  
 Harry Carson (1976-88)  
 Greg Larson (1961-73)  
 Jim Katcavage (1956-68)  
 Rosie Brown (1953-65)

## MOST GAMES PLAYED, CAREER

- 236 Eli Manning (2004-19)  
 216 Michael Strahan (1993-07)  
 207 Howard Cross (1989-01)  
 201 George Martin (1975-88)  
 199 Zak DeOssie (2007-19)  
 190 Amani Toomer (1996-08)  
 184 Lawrence Taylor (1981-93)  
 Joe Morrison (1959-72)  
 Greg Larson (1961-73)  
 173 Greg Larson (1961-73)  
 173 Harry Carson (1976-88)

## MOST SEASONS, HEAD COACH

- 23 Steve Owen (1931-53)  
 12 Tom Coughlin (2004-15)  
 8 Bill Parcells (1983-90)  
 Allie Sherman (1961-68)  
 7 Jim Fassel (1997-03)  
 Jim Lee Howell (1954-60)

## SCORING

## MOST SEASONS LEADING LEAGUE

- 1 Jay Feely (2005)(kickers only)  
 Don Chandler (1963)  
 Gene Roberts (1949) tied  
 Ken Strong (1933) tied

## MOST POINTS, CAREER

- 646 Pete Gogolak (1966-74) (268-pat, 126-fg)  
 586 Lawrence Tynes (2007-12) (220-pat, 122-fg)  
 526 Brad Daluiso (1993-00) (157-pat, 123-fg)  
 484 Frank Gifford (1950-60, 62-64) (78-td, 10-pat, 2-fg)  
 482 Joe Danelo (1976-92) (170-pat, 104-fg)

## MOST POINTS, SEASON

- 148 Jay Feely 2005 (43-pat, 35-fg)  
 145 Lawrence Tynes 2012 (46-pat, 33-fg)  
 143 John Carney 2008 (38-pat, 35-fg)  
 134 Josh Brown 2015 (44-pat, 30-fg)  
 127 Aldrick Rosas 2018 (31-pat, 32-fg)  
 Ali Haji-Sheikh 1983 (22-pat, 35-fg)  
 126 Lawrence Tynes 2009 (45-pat, 27-fg)  
 Joe Morris 1985 (21-tds)  
**119 Graham Gano 2022 (32-pat, 29-fg)**

## MOST POINTS, ROOKIE SEASON

- 127 Ali Haji-Sheikh 1983 (22-pat, 35-fg)  
 108 Matt Bryant 2002 (30-pat, 26-fg)

## MOST POINTS, GAME

- 24 Rodney Hampton, vs. New Orleans Sept. 24, 1995  
 Earnest Gray, at St. Louis Sept. 7, 1980  
 Ron Johnson, at Philadelphia Oct. 2, 1972  
 20 Joe Danelo, at Seattle Oct. 18, 1981

## MOST CONSECUTIVE GAMES SCORING

- 61 Lawrence Tynes (2009-12)  
 Pete Gogolak (1969-73)

## TOUCHDOWNS

## MOST SEASONS LEADING LEAGUE

- 2 Bill Paschal (1943 tied, 1944 tied)  
 1 Joe Morris (1985)  
 Homer Jones (1967)  
 Gene Roberts (1949)

## MOST TOUCHDOWNS, CAREER

- 78 Frank Gifford (1952-60, 62-64)  
 68 Tiki Barber (1997-06)  
 65 Joe Morrison (1959-72)  
 64 Brandon Jacobs (2005-11, 13)  
 58 Amani Toomer (1996-2008)

## MOST TOUCHDOWNS, SEASON

- 21 Joe Morris (1985)  
 17 Gene Roberts (1949)  
 15 Saquon Barkley (2018)  
 Brandon Jacobs (2008)  
 Tiki Barber (2004)  
 Joe Morris (1986)  
 14 Rodney Hampton (1992)  
 Otis Anderson (1989)  
 Joe Morris (1986)  
 Ron Johnson (1972)  
 Homer Jones (1967)

## MOST TOUCHDOWNS, ROOKIE SEASON

- 15 Saquon Barkley (2018)  
 12 Odell Beckham Jr. (2014)  
 Bill Paschal (1943)  
**8 Darius Slayton (2019)**  
**7 Malik Nabers (2024)**  
**Cam Skattebo (2025)**

## MOST TOUCHDOWNS, GAME

- 4 Rodney Hampton, vs. New Orleans Sept. 24, 1995  
 Earnest Gray, at St. Louis Sept. 7, 1980  
 Ron Johnson, at Philadelphia Oct. 2, 1972  
 3 By 32 players, Last: **Cam Skattebo, vs. Philadelphia** Oct. 9, 2025

## MOST CONSECUTIVE GAMES SCORING TOUCHDOWNS

- 10 Frank Gifford (1957-58)  
 7 Tiki Barber (2004)  
 Kyle Rote (1959-60)  
 Bill Paschal (1944)  
 6 Plaxico Burress (2007)  
 Tiki Barber (2004-05)  
 Joe Morris (1985-86)  
 Frank Gifford (1953)

## POINTS AFTER TOUCHDOWN

## MOST SEASONS LEADING LEAGUE

- 1 Don Chandler (1963)  
 Pat Summerall (1961)  
 Ward Cuff (1938)

## MOST POINTS AFTER TOUCHDOWN ATTEMPTED, CAREER

- 277 Pete Gogolak (1966-74)  
 220 Lawrence Tynes (2007-12)  
 176 Joe Danelo (1976-82)  
 159 Ben Agajanian (1949, 54-57)  
 Brad Daluiso (19993-00)

## MOST POINTS AFTER TOUCHDOWN ATTEMPTED, SEASON

- 56 Don Chandler (1963)  
 48 Don Chandler (1962)  
 46 Lawrence Tynes (2012)  
 Pat Summerall (1961)  
 45 Josh Brown (2015)

## MOST POINTS AFTER TOUCHDOWN, CAREER

- 268 Pete Gogolak (1966-74)  
 220 Lawrence Tynes (2007-12)  
 170 Joe Danelo (1976-82)  
 157 Brad Daluiso (1993-00)  
 Ben Agajanian (1949, 54-57)

## MOST POINTS AFTER TOUCHDOWN, SEASON

- 52 Don Chandler (1963)  
 47 Don Chandler (1962)  
 46 Lawrence Tynes (2012)  
 Pat Summerall (1961)  
 45 Lawrence Tynes (2009)

## MOST POINTS AFTER TOUCHDOWN, GAME

- 8 Pete Gogolak, vs. Philadelphia Nov. 26, 1972  
 7 on 8 occasions, most recently by Josh Brown, at New Orleans Nov. 1, 2015

## MOST CONSECUTIVE POINTS AFTER TOUCHDOWN

- 204 Lawrence Tynes (2007-2012)  
 133 Pete Gogolak (1967-72)  
 126 Pat Summerall (1958-61)  
 85 Brad Daluiso (1993-00)  
 82 Josh Brown (2013-15)

## MOST POINTS AFTER TOUCHDOWN (NO MISSES), SEASON

- 46 Lawrence Tynes (2012)

- Pat Summerall (1961)  
 45 Lawrence Tynes (2009)  
 44 Josh Brown (2014)  
 43 Lawrence Tynes (2010)  
 Lawrence Tynes (2011)  
 Jay Feely (2005)

## FIELD GOALS

## MOST SEASONS LEADING LEAGUE

- 3 Ward Cuff (1938, tied, 1939, 1943, tied)  
 1 Ali Haji-Sheikh (1983)  
 Pat Summerall (1959)  
 Ken Strong (1944)

## MOST FIELD GOALS ATTEMPTED, CAREER

- 219 Pete Gogolak (1966-74)  
 176 Joe Danelo (1976-82)  
 160 Brad Daluiso (1993-00)  
 146 Lawrence Tynes (2007-12)  
**133 Graham Gano (2020-25)**

## MOST FIELD GOALS ATTEMPTED, SEASON

- 42 Jay Feely (2005)  
 Ali Haji-Sheikh (1983)  
 41 Pete Gogolak (1970)  
 39 Lawrence Tynes (2012)  
 38 John Carney (2008)  
 Joe Danelo (1981)

## MOST FIELD GOALS ATTEMPTED, GAME

- 6 on six occasions, most recently by  
 Jay Feely, vs. Washington

Oct. 30, 2005

## MOST FIELD GOALS, CAREER

- 126 Pete Gogolak (1966-74)  
 123 Brad Daluiso (1993-00)  
 122 Lawrence Tynes (2007-12)  
**117 Graham Gano (2020-25)**  
 104 Joe Danelo (1976-82)

## MOST FIELD GOALS, SEASON

- 35 John Carney (2008)  
 Jay Feely (2005)  
 Ali Haji-Sheikh (1983)  
 Lawrence Tynes (2012)  
 32 Aldrick Rosas (2018)  
**31 Graham Gano (2020)**  
 30 Josh Brown (2015)  
**29 Graham Gano (2021, 2022)**  
 27 Lawrence Tynes (2009)

## MOST FIELD GOALS, GAME

- 6 Joe Danelo, at Seattle  
 5 Greg Joseph, vs. Dallas  
**Graham Gano, at Washington**  
 Josh Brown, at Tennessee  
 Josh Brown, at Philadelphia  
 Lawrence Tynes, at Dallas  
 Lawrence Tynes, at Carolina  
 Jay Feely, vs. Washington  
 Steve Christie, at Cincinnati  
 Raul Allegre, at Minnesota  
 Eric Schubert, vs. Tampa Bay  
 Ali Haji-Sheikh, at Washington

Oct. 18, 1981  
 Sept. 26, 2024  
**Sept. 16, 2021**  
 Dec. 7, 2014  
 Oct. 27, 2013  
 Oct. 28, 2012  
 Sept. 20, 2012  
 Oct. 30, 2005  
 Dec. 26, 2004  
 Nov. 16, 1986  
 Nov. 3, 1985  
 Dec. 17, 1983

## MOST CONSECUTIVE GAMES KICKING FIELD GOALS

- 26 Lawrence Tynes (2011-12)  
 18 Joe Danelo (1977-79)  
 15 Lawrence Tynes (2009)  
 Jay Feely (2005)  
 Raul Allegre (1987-89)  
 Ali Haji-Sheikh (1983)  
 14 Aldrick Rosas (2017-18)  
 Pat Summerall (1960-61)

## MOST CONSECUTIVE SUCCESSFUL FIELD GOAL ATTEMPTS

- 37 Graham Gano (2020-21)**  
 29 Josh Brown (2014-15)  
 20 Aldrick Rosas (2018-2019)  
 17 Josh Brown (2013)  
 16 Lawrence Tynes (2010)  
 Ali Haji-Sheikh (1983)  
 Brad Daluiso (1996)  
 John Carney (2008)

## LONGEST FIELD GOALS (IN YARDS)

- 57 Graham Gano, at San Francisco**  
**Graham Gano, at Dallas**  
 Aldrick Rosas, vs. Chicago Bears  
**56 Graham Gano, vs. Carolina**

**Sept. 21, 2023**  
**Nov. 24, 2022**  
 Dec. 2, 2018  
**Sept. 18, 2022**

- Ali Haji-Sheikh, at Detroit  
 Ali Haji-Sheikh, vs. Green Bay  
**55 Graham Gano, at Washington**  
**Graham Gano, vs. Seattle**  
**Graham Gano, at Minnesota**  
**Graham Gano, at Washington**  
**Graham Gano, vs. Dallas**  
 Joe Danelo, vs. New Orleans  
**54 on six occasions, most recently by Graham Gano, at Philadelphia**  
**53 on 10 occasions, most recently by Graham Gano, at Philadelphia**  
 52 on 16 occasions, most recently by Greg Joseph, vs. Dallas  
**51 on 17 occasions, most recently by Graham Gano, at Miami**  
**50 on 20 occasions, most recently by Graham Gano, vs. Minnesota**

Nov. 7, 1983  
 Sept. 26, 1983  
**Sept. 7, 2025**  
**Oct. 2, 2023**  
**Dec. 24, 2022**  
**Sept. 16, 2021**  
**Oct. 11, 2020**  
 Sept. 20, 1981  
**Dec. 26, 2021**

Jan. 5, 2025

Sept. 26, 2024

Oct. 8, 2023

Sept. 15, 2024

## HIGHEST FIELD GOAL PERCENTAGE, CAREER (50 ATTEMPTS)

- 91.7 Josh Brown 88-96 (2013-16)  
**88.0 Graham Gano 117-133 (2020-25)**  
 84.1 Jay Feely 58-69 (2005-06)  
 83.6 Lawrence Tynes 122-146 (2007-12)  
 82.4 Aldrick Rosas 61-74 (2017-19)  
 76.9 Brad Daluiso 123-160 (1993-00)

## HIGHEST FIELD GOAL PERCENTAGE, SEASON (14 ATTEMPTS)

- 97.0 Aldrick Rosas 32-33 (2018)  
**96.9 Graham Gano 31-32 (2020)**  
 93.8 Josh Brown 30-32 (2015)  
 92.3 Josh Brown 24-26 (2014)  
 92.1 John Carney 35-38 (2008)  
**90.6 Graham Gano 29-32 (2022)**  
 88.9 Brad Daluiso 24-27 (1996)

## MOST FIELD GOALS MADE, 50 OR MORE YARDS, CAREER

- 26 Graham Gano (2020-25)**  
 9 Joe Danelo (1976-82)  
 8 Josh Brown (2013-15)  
 7 Aldrick Rosas (2017-2018)  
 6 Brad Daluiso (1993-00)  
 5 Lawrence Tynes (2007-12)  
 3 Jay Feely (2005)  
 Steve Christie (2004)  
 Raul Allegre (1986-91)  
 Ali Haji-Sheikh (1983-85)

## MOST FIELD GOALS, 50 OR MORE YARDS, SEASON

- 8 Graham Gano (2022)**  
**7 Graham Gano (2021)**  
**5 Graham Gano (2020)**  
 4 Aldrick Rosas (2018)  
 Josh Brown (2014)  
**3 Graham Gano (2023)**  
 Aldrick Rosas (2017)  
 Josh Brown (2015)  
 Jay Feely (2005)  
 Steve Christie (2004)  
 Joe Danelo (1981)

## SAFETIES

## MOST SAFETIES, SEASON

- 1 by many players, Last: Sam Beal, vs. Miami (tackled in Dec. 15, 2019 end zone)

## MOST SAFETIES, GAME

- 1 by many players, Last: Sam Beal, vs. Miami (tackled in Dec. 15, 2019 end zone)

## MOST SAFETIES, CAREER

- 3 Jim Katcavage (1956-68)  
 2 Leonard Marshall (1983-92)  
 1 by many players

## RUSHING

## MOST SEASONS LEADING LEAGUE

- 2 Bill Pascal (1943-44)  
 1 Eddie Price (1951)  
 Tuffy Leemans (1936)

## ATTEMPTS

## MOST ATTEMPTS, CAREER

- 2,217 Tiki Barber (1997-06)  
 1,824 Rodney Hampton (1990-97)  
 1,318 Joe Morris (1982-89)  
 1,201 Saquon Barkley (2018-23)

1,196 Alex Webster (1955-64)

**MOST ATTEMPTS, SEASON**

357 Tiki Barber (2005)  
 341 Joe Morris (1986)  
 327 Rodney Hampton (1994)  
 Tiki Barber (2006)  
 325 Otis Anderson (1989)  
 322 Tiki Barber (2004)  
 307 Joe Morris (1988)

**MOST ATTEMPTS, GAME**

43 Butch Woolfolk, at Philadelphia Nov. 20, 1983  
 41 Rodney Hampton, vs. Rams Sept. 19, 1993  
 38 Joe Montgomery, vs. New York Jets Dec. 5, 1999  
 Harry Newman, vs. Green Bay Nov. 11, 1934  
 36 Saquon Barkley, vs. Jets Oct. 29, 2023  
 Joe Morris, vs. Pittsburgh Dec. 21, 1985  
 Ron Johnson, at Philadelphia Oct. 2, 1972  
 35 Saquon Barkley, vs. Houston Nov. 13, 2022  
 34 on four occasions, most recently by Rashad Jennings, Sept. 21, 2014  
 vs. Houston  
 33 on three occasions, most recently by Rodney Sept. 24, 1995  
 Hampton, vs. New Orleans  
 32 on five occasions, most recently by Tiki Barber, at Dec. 11, 2005  
 Philadelphia  
 31 on three occasions, most recently by Saquon Barkley, Oct. 2, 2022  
 vs. Chicago  
 30 on 10 occasions, most recently by Andre Brown, vs. Nov. 10, 2013  
 Oakland

**YARDS****MOST YARDS GAINED, CAREER**

10,449 Tiki Barber (1997-06)  
 6,897 Rodney Hampton (1990-97)  
 5,296 Joe Morris (1982-89)  
 5,211 Saquon Barkley (2018-23)  
 5,087 Brandon Jacobs (2005-11, 2013)  
 4,638 Alex Webster (1955-64)  
 4,232 Ahmad Bradshaw (2007-12)  
 3,836 Ron Johnson (1970-75)

**MOST YARDS GAINED, SEASON**

1,860 Tiki Barber (2005)  
 1,662 Tiki Barber (2006)  
 1,518 Tiki Barber (2004)  
 1,516 Joe Morris (1986)  
 1,387 Tiki Barber (2002)  
 1,336 Joe Morris (1985)  
 1,312 Saquon Barkley (2022)  
 1,307 Saquon Barkley (2018)  
 1,235 Ahmad Bradshaw (2010)  
 1,216 Tiki Barber (2003)  
 1,182 Rodney Hampton (1995)  
 Ron Johnson (1972)  
 1,141 Rodney Hampton (1992)  
 1,089 Brandon Jacobs (2008)  
 1,083 Joe Morris (1988)  
 1,077 Rodney Hampton (1993)  
 1,075 Rodney Hampton (1994)  
 1,063 Gary Brown (1998)  
 1,059 Rodney Hampton (1991)  
 1,027 Ron Johnson (1970)  
 1,025 Derrick Ward (2008)  
 1,023 Otis Anderson (1989)  
 1,015 Ahmad Bradshaw (2012)

**MOST YARDS GAINED, ROOKIE SEASON**

1,307 Saquon Barkley (2018)  
**839 Tyrone Tracy Jr. (2024)**  
 830 Tuffy Leeman (1936)  
 770 Ron Dayne (2000)  
 721 Andre Williams (2014)

**MOST YARDS GAINED, GAME**

234 Tiki Barber, at Washington Dec. 30, 2006  
 220 Tiki Barber, vs. Kansas City Dec. 17, 2005  
 218 Gene Roberts, vs. Chicago Cardinals Nov. 12, 1950  
 215 Derrick Ward, vs. Carolina Dec. 21, 200  
 206 Tiki Barber, vs. Washington Oct. 30, 2005  
 203 Tiki Barber, at Oakland Dec. 31, 2005  
 Tiki Barber, vs. Philadelphia Dec. 28, 2002  
 202 Joe Morris, vs. Pittsburgh Dec. 21, 1985  
 200 Ahmad Bradshaw, vs. Cleveland Oct. 7, 2012  
 189 Saquon Barkley, at Washington Dec. 22, 2019  
 188 Bill Paschal, vs. Washington Dec. 5, 1943  
 187 Rodney Hampton, at Dallas Dec. 17, 1995

185 Tiki Barber, at Atlanta

182 Tiki Barber, at Green Bay

181 Joe Morris, vs. Dallas

Joe Morris, vs. Washington

Oct. 15, 2006

Oct. 3, 2004

Nov. 2, 1986

Oct. 27, 1986

**MOST GAMES 100 YARDS OR MORE RUSHING, CAREER**

38 Tiki Barber (1997-06)  
 19 Joe Morris (1982-89)  
 17 Rodney Hampton (1990-97)  
 17 Saquon Barkley (2018-23)  
 13 Brandon Jacobs (2005-11, 2013)  
 12 Ahmad Bradshaw (2007-12)  
 11 Eddie Price (1950-55)  
 10 Ron Johnson (1970-75)

**MOST GAMES, 100 YARDS OR MORE RUSHING, SEASON**

9 Tiki Barber (2004)  
 8 Tiki Barber (2005)  
 Tiki Barber (2006)  
 Joe Morris (1986)  
 7 Saquon Barkley (2018)  
 6 Gary Brown (1998)  
 Joe Morris (1985)  
 5 Brandon Jacobs (2007)  
 Rodney Hampton (1993)

**LONGEST RUN FROM SCRIMMAGE**

95 Tiki Barber, at Oakland Dec. 31, 2005  
 91 Hap Moran, vs. Green Bay Nov. 23, 1930  
 88 Ahmad Bradshaw, at Buffalo Dec. 23, 2007  
 80 Eddie Price, at Philadelphia Dec. 9, 1951  
 80 Daniel Jones, at Philadelphia Oct. 22, 2020  
 79 Frank Gifford, vs. Washington Nov. 29, 1959  
 78 Tiki Barber, vs. Arizona Sept. 3, 2000  
 77 Bill Paschal, vs. Cleveland Rams Nov. 4, 1945

**HIGHEST AVERAGE GAIN, CAREER (500 ATTEMPTS)**

4.71 Tiki Barber, 1997-2006 (2,217-10,449)  
 4.60 Ahmad Bradshaw, 2007-2012 (921-4,232)  
 4.48 Brandon Jacobs, 2005-11, 2013 (1,136-5,087)  
 4.34 Saquon Barkley, 2018-23 (1,201-5,211)  
 4.30 Frank Gifford, 1952-60, 62-64 (840-3,609)  
 4.14 Mel Triplett, 1955-60 (553-2,289)

**HIGHEST AVERAGE GAIN, SEASON (QUALIFIERS)**

5.63 Derrick Ward 2008 (182-1,025)  
 5.60 Brandon Jacobs 2010 (147-823)  
 5.58 Eddie Price 1950 (126-703)  
 5.21 Tiki Barber 2005 (357-1,860)  
 Tiki Barber 2001 (166-865)  
 5.15 Frank Gifford 1956 (159-819)  
 5.09 Frank Gifford 1959 (106-540)

**HIGHEST AVERAGE GAIN, GAME (10 ATTEMPTS)**

14.33 Derrick Ward, vs. Carolina (15-215) Dec. 21, 2008  
 13.30 Frank Reagan, vs. Rams (10-133) Dec. 1, 1946  
 12.23 Tuffy Leemans, vs. Green Bay (13-159) Nov. 20, 1938  
 12.14 Saquon Barkley, at Washington (14-170) Dec. 9, 2018  
 11.43 Ernie Koy, at Washington (14-160) Oct. 1, 1967

**TOUCHDOWNS****MOST RUSHING TOUCHDOWNS, CAREER**

60 Brandon Jacobs (2005-11, 13)  
 55 Tiki Barber (1997-06)  
 49 Rodney Hampton (1990-97)  
 48 Joe Morris (1982-89)  
 39 Alex Webster (1955-64)  
 35 Otis Anderson (1986-92)  
 35 Saquon Barkley (2018-23)  
 34 Frank Gifford (1952-60, 62-64)

**MOST RUSHING TOUCHDOWNS, SEASON**

21 Joe Morris (1985)  
 15 Brandon Jacobs (2008)  
 14 Rodney Hampton (1992)  
 Otis Anderson (1989)  
 Joe Morris (1986)  
 13 Tiki Barber (2004)  
 11 Saquon Barkley (2018)  
 Tiki Barber (2002)  
 Otis Anderson (1990)  
 10 Saquon Barkley (2022)  
 Rodney Hampton (1995)  
 Rodney Hampton (1991)  
 Bill Paschal (1943)

**MOST RUSHING TOUCHDOWNS, ROOKIE SEASON**

11 Saquon Barkley (2018)  
 10 Bill Paschal (1943)

- 7 Andre Williams (2014)  
Brandon Jacobs (2005)  
5 **Tyrone Tracy Jr. (2024)**  
**Cam Skattebo (2025)**

**MOST RUSHING TOUCHDOWNS, GAME**

- 4 Rodney Hampton, vs. New Orleans Sept. 24, 1995  
3 **on 17 occasions, most recently by**  
**Cam Skattebo, vs. Philadelphia Oct. 9, 2025**  
2 on many occasions, most recently by Jan. 7, 2024  
Saquon Barkley, vs. Philadelphia

**MOST CONSECUTIVE GAMES RUSHING FOR TOUCHDOWNS**

- 7 Bill Paschal (1944)  
6 Joe Morris (1985-86)  
5 on five occasions, most recently by Andre Brown (2012)

## ALL-PURPOSE YARDS

**MOST ALL-PURPOSE YARDS, CAREER**

- 17,359 Tiki Barber (1997-06)  
10,924 Amani Toomer (1996-08)  
9,862 Frank Gifford (1952-60, 1962-64)  
9,750 Rodney Hampton (1990-97)

**MOST ALL-PURPOSE YARDS, SEASON**

- 2,390 Tiki Barber (2005)  
2,127 Tiki Barber (2006)  
2,096 Tiki Barber (2004)  
2,085 Tiki Barber (2000)  
2,028 Saquon Barkley (2018)  
1,989 Tiki Barber (2002)

**MOST ALL-PURPOSE YARDS, GAME**

- 327 David Wilson, vs. New Orleans Dec. 9, 2012  
303 Domenik Hixon, at New Orleans Oct. 28, 2009  
279 Saquon Barkley, at Washington Dec. 22, 2019  
279 Joe Scott, vs. LA Rams Nov. 14, 1948  
276 Tiki Barber vs. Philadelphia Dec. 28, 2002  
269 Domenik Hixon at Arizona Nov. 23, 2008  
Del Shofner vs. Washington Oct. 28, 1962

## PASSING

**MOST SEASONS LEADING LEAGUE**

- 2 Ed Danowski (1935,1938)  
1 Phil Simms (NFC, 1990)  
Norm Sneed (1972)  
Y.A. Tittle (1963)  
Charlie Conerly (1959)  
Harry Newman (1933)

## ATTEMPTS

**MOST PASSES ATTEMPTED, CAREER**

- 8,119 Eli Manning (2004-19)  
4,647 Phil Simms (1979-93)  
2,833 Charlie Conerly (1948-61)  
2,473 Kerry Collins (1999-03)  
2,241 Daniel Jones (2019-24)  
1,898 Fran Tarkenton (1967-71)

**MOST PASSES ATTEMPTED, SEASON**

- 618 Eli Manning (2015)  
601 Eli Manning (2014)  
598 Eli Manning (2016)  
589 Eli Manning (2011)  
576 Eli Manning (2018)  
571 Eli Manning (2017)  
568 Kerry Collins (2001)  
557 Eli Manning (2005)  
551 Eli Manning (2013)  
545 Kerry Collins (2002)

**MOST PASSES ATTEMPTED, GAME**

- 63 Eli Manning, at Philadelphia Dec. 22, 2016  
62 Phil Simms, at Cincinnati Oct. 13, 1985  
59 Kerry Collins, at New England Oct. 12, 2003  
Kerry Collins, vs. Green Bay Jan. 6, 2002  
57 Eli Manning, vs. Philadelphia Dec. 17, 2017  
54 Eli Manning, vs. San Francisco Oct. 11, 2015  
53 Eli Manning, vs. Philadelphia Dec. 28, 2014  
Eli Manning, vs. Washington Dec. 16, 2007  
Eli Manning, at Seattle Nov. 27, 2005  
Charlie Conerly, at Pittsburgh Dec. 5, 1948  
52 Eli Manning, vs. Indianapolis Nov. 3, 2014  
Eli Manning, vs. Philadelphia Oct. 6, 2013

- Kerry Collins, at Washington Oct. 28, 2001  
Jeff Rutledge, vs. Seattle Dec. 11, 1983  
51 Daniel Jones, vs. L.A. Rams Oct. 17, 2021  
Eli Manning at Washington Nov. 29, 2015  
Eli Manning, vs. Tampa Bay Sept. 16, 2012  
Kerry Collins, vs. Dallas Sept. 15, 2003  
Kerry Collins, vs. Detroit Nov. 19, 2000  
Kerry Collins, vs. Minnesota Dec. 26, 1999  
Scott Brunner, vs. San Diego Oct. 2, 1983  
Scott Brunner, at St. Louis Dec. 26, 1982

## COMPLETIONS

**MOST PASSES COMPLETED, CAREER**

- 4,895 Eli Manning (2004-19)  
2,576 Phil Simms (1979-93)  
1,447 Kerry Collins (1999-2003)  
1,437 Daniel Jones (2019-24)  
1,418 Charlie Conerly (1948-61)  
1,051 Fran Tarkenton (1967-71)

**MOST PASSES COMPLETED, SEASON**

- 387 Eli Manning (2015)  
380 Eli Manning (2018)  
379 Eli Manning (2014)  
377 Eli Manning (2016)  
359 Eli Manning (2011)  
352 Eli Manning (2017)  
339 Eli Manning (2010)  
335 Kerry Collins (2002)  
327 Kerry Collins (2001)  
321 Eli Manning (2012)  
317 Daniel Jones (2022)  
Eli Manning (2013)  
Eli Manning (2009)

**MOST PASSES COMPLETED, GAME**

- 41 Eli Manning, vs. San Francisco Oct. 11, 2015  
40 Phil Simms, at Cincinnati Oct. 13, 1985  
38 Eli Manning, at Philadelphia Dec. 22, 2016  
37 Eli Manning, vs. Philadelphia Dec. 17, 2017  
36 Kerry Collins, vs. Green Bay Jan. 6, 2002  
Charlie Conerly, at Pittsburgh Dec. 5, 1948  
35 Kerry Collins, at New England Oct. 12, 2003  
34 Eli Manning, vs. Tennessee Sept. 26, 2010  
33 Eli Manning, at Dallas Sept. 16, 2018  
Eli Manning, at New Orleans Nov. 28, 2011  
Eli Manning, vs. Dallas Nov. 14, 2010  
32 Eli Manning, vs. Baltimore Oct. 16, 2016  
Eli Manning, vs. New Orleans Sept. 18, 2016  
Kerry Collins, at Washington Oct. 28, 2001  
31 Eli Manning, vs. New Orleans Sept. 30, 2018  
Eli Manning, vs. Tampa Bay Sept. 16, 2012  
Eli Manning, vs. Miami Oct. 30, 2011  
Eli Manning, at Philadelphia Sept. 17, 2006  
Kerry Collins, vs. Miami Oct. 5, 2003  
Kerry Collins, vs. Minnesota Dec. 26, 1999  
Scott Brunner, vs. San Diego Oct. 2, 1983  
30 **Russell Wilson, at Dallas Sept. 14, 2025**  
Daniel Jones, at Minnesota Dec. 24, 2022  
Eli Manning, vs. Washington Oct. 28, 2018  
Eli Manning, at Tampa Bay Oct. 1, 2017  
Eli Manning at New Orleans Nov. 1, 2015  
Kerry Collins, vs. Seattle Dec. 23, 2001  
Kerry Collins, at Dallas Jan. 2, 2000  
Phil Simms, at St. Louis Dec. 13, 1987  
Randy Johnson, vs. Philadelphia Dec. 19, 1971  
Eli Manning at New Orleans Nov. 1, 2015

**MOST CONSECUTIVE PASSES COMPLETED**

- 21 Eli Manning, at New Orleans Nov. 28, 2011  
15 Eli Manning, vs. San Francisco Oct. 11, 2015  
14 Eli Manning, at Houston, Sept. 23, 2018/vs. New Orleans, Sept. 30, 2018  
(spanned 2 games)  
13 Daniel Jones, at Dallas, Nov. 24, 2022/vs. Washington, Dec. 4, 2022 (spanned  
2 games)  
Kerry Collins, at Philadelphia, Sept. 10, 2000/at Chicago, Sept. 17, 2000  
(spanned 2 games)  
Phil Simms, at Cincinnati Oct. 13, 1985  
12 Daniel Jones, at Cleveland Sept. 22, 2024  
Eli Manning, at Atlanta October 15, 2007  
Y.A. Tittle, vs. Washington Oct. 28, 1962

**HIGHEST COMPLETION PERCENTAGE, CAREER (1,000 ATTEMPTS)**

- 64.12 Daniel Jones (1,437-2,241, 2019-24)  
60.29 Eli Manning (4,895-8,119, 2004-19)



58.51 Kerry Collins (1,447-2,473, 1999-03)  
 55.89 Y.A. Tittle (731-1,308, 1961-64)  
 55.43 Phil Simms (2,576-4,647, 1979-93)

**HIGHEST COMPLETION PERCENTAGE, SEASON (QUALIFIERS)**

67.16 Daniel Jones (317-472, 2022)  
 65.97 Eli Manning (380-576, 2018)  
 64.26 Daniel Jones (232-361, 2021)  
 63.34 Daniel Jones (216-341, 2024)  
 63.06 Eli Manning (379-601, 2014)  
 63.05 Eli Manning (377-598, 2016)  
 62.89 Eli Manning (339-539, 2010)  
 62.81 Kurt Warner (174-277, 2004)  
 Jeff Hostetler (179-285, 1991)  
 62.62 Eli Manning (387-618, 2015)

**HIGHEST COMPLETION PERCENTAGE, GAME (20 ATTEMPTS)**

87.10	Eli Manning, at Miami (27-31)	Dec. 14, 2015
86.20	Eli Manning, at Houston (25-29)	Sept. 23, 2018
84.61	Kerry Collins, at St. Louis (22-26)	Sept. 15, 2002
82.35	Jeff Hostetler, at Dallas (28-34)	Sept. 29, 1991
80.95	Daniel Jones, at Tennessee (17-21)	Sept. 11, 2022
	Tommy DeVito, vs. Green Bay (17-21)	Dec. 11, 2023
	Phil Simms, at Indianapolis (17-21)	Nov. 5, 1990
	Phil Simms, vs. St. Louis (17-21)	Oct. 25, 1987
80.77	Phil Simms, vs. Green Bay (21-26)	Dec. 19, 1987
80.64	Daniel Jones, vs. Washington (25-31)	Dec. 4, 2022
80.00	Norm Snead, vs. N.E. (28-35)	Sept. 22, 1974
	Fran Tarkenton, vs. San Diego (16-20)	Nov. 7, 1971
	Y.A. Tittle, vs. Philadelphia (16-20)	Nov. 10, 1963

**YARDS****MOST YARDS PASSING, CAREER**

57,023 Eli Manning (2004-19)  
 33,462 Phil Simms (1979-93)  
 19,488 Charlie Conerly (1948-61)  
 16,875 Kerry Collins (1999-03)  
 14,582 Daniel Jones (2019-24)

**MOST YARDS PASSING, SEASON**

4,933 Eli Manning (2011)  
 4,432 Eli Manning (2015)  
 4,410 Eli Manning (2014)  
 4,299 Eli Manning (2018)  
 4,073 Kerry Collins (2002)  
 4,044 Phil Simms (1984)  
 4,027 Eli Manning (2016)  
 4,021 Eli Manning (2009)  
 4,002 Eli Manning (2010)  
 3,998 Eli Manning (2018)  
 3,981 Eli Manning (2014)  
 3,948 Eli Manning (2012)  
 3,829 Phil Simms (1985)  
 3,818 Eli Manning (2013)  
 3,764 Kerry Collins (2001)  
 3,762 Eli Manning (2005)

**MOST YARDS PASSING, GAME**

513	Phil Simms, at Cincinnati	Oct. 13, 1985
510	Eli Manning, vs. Tampa Bay	Sept. 16, 2012
505	Y.A. Tittle, vs. Washington	Oct. 28, 1962
<b>450</b>	<b>Russell Wilson, at Dallas</b>	<b>Sept. 14, 2025</b>
450	Eli Manning, at Dallas	Sept. 8, 2013
441	Eli Manning, vs. San Francisco	Oct. 11, 2015
434	Eli Manning, vs. Philadelphia	Dec. 17, 2017
432	Phil Simms, vs. Dallas	Oct. 6, 1985
429	Eli Manning, vs. Philadelphia	Dec. 28, 2014
420	Eli Manning, vs. Seattle	Oct. 9, 2011
409	Phil Simms, vs. Philadelphia	Sept. 2, 1984
406	Eli Manning, at New Orleans	Nov. 28, 2011
403	Eli Manning, vs. Baltimore	Oct. 16, 2016
402	Daniel Jones, at New Orleans	Oct. 3, 2021
400	Eli Manning, at Dallas	Dec. 11, 2011

**MOST GAMES, 300 YARDS OR MORE PASSING, CAREER**

51 Eli Manning (2004-19)  
 21 Phil Simms (1979-93)  
 17 Kerry Collins (1999-03)  
 9 Y.A. Tittle (1961-64)  
 9 Daniel Jones (2019-24)

**MOST GAMES, 300 YARDS OR MORE PASSING, SEASON**

8 Eli Manning (2011)  
 6 Eli Manning (2015)  
 5 Daniel Jones (2019)  
 Eli Manning (2018)  
 Eli Manning (2014)

Kerry Collins (2001)  
 4 Eli Manning (2016)  
 Eli Manning (2010)  
 Kerry Collins (2002)  
 Phil Simms (1986)  
 Phil Simms (1984)  
 Y.A. Tittle (1962)  
 3 Eli Manning (2013)  
 Eli Manning (2012)  
 Eli Manning (2009)  
 Eli Manning (2005)  
 Kerry Collins (2003)  
 Kerry Collins (2000)  
 Phil Simms (1988)  
 Phil Simms (1985)  
 Phil Simms (1988)  
 Phil Simms (1985)  
 Jeff Rutledge (1983)  
 Y.A. Tittle (1961)

**LONGEST PASS COMPLETION (IN YARDS)**

99	Eli Manning (to Victor Cruz) at Jets	Dec. 24, 2011
98	Earl Morrall (to Homer Jones) at Pittsburgh	Sept. 11, 1966
94	Norm Snead (to Rich Houston) vs. Dallas	Sept. 24, 1972
92	Eli Manning (to Mario Manningham) at Washington	Jan. 2, 2011
89	Earl Morrall (to Homer Jones) vs. Philadelphia	Oct. 17, 1965
88	Frank Reagan (to George Franck) vs. Washington	Oct. 12, 1947
87	Eli Manning (to Odell Beckham Jr.) vs. New England	Nov. 15, 2015
	Kent Graham (to Tiki Barber) at Arizona	Dec. 6, 1998
85	Eli Manning (to Mario Manningham) at Green Bay	Dec. 26, 2010

**TOUCHDOWNS****MOST TOUCHDOWN PASSES, CAREER**

366 Eli Manning (2004-19)  
 199 Phil Simms (1979-93)  
 173 Charlie Conerly (1948-61)  
 103 Fran Tarkenton (1967-71)  
 96 Y.A. Tittle (1961-64)

**MOST TOUCHDOWN PASSES, SEASON**

36 Y.A. Tittle (1963)  
 35 Eli Manning (2015)  
 33 Y.A. Tittle (1962)  
 31 Eli Manning (2010)  
 30 Eli Manning (2014)  
 29 Eli Manning (2011)  
 Fran Tarkenton (1967)

**MOST TOUCHDOWN PASSES, GAME**

7	Y.A. Tittle, vs. Washington	Oct. 28, 1962
6	Eli Manning, at New Orleans	Nov. 1, 2015
	Y.A. Tittle, vs. Dallas	Dec. 16, 1962
5	Daniel Jones, at Washington	Dec. 22, 2019
	Eli Manning, vs. Philadelphia	Dec. 30, 2012
	Phil Simms at St. Louis	Sept. 7, 1980
	Fran Tarkenton, vs. St. Louis	Oct. 25, 1970

**MOST CONSECUTIVE GAMES TOUCHDOWN PASSES**

15	Y.A. Tittle (1962-64)
13	Daniel Jones (2019-2020)
12	Eli Manning (2008)
	Eli Manning (2004-05)
	Eli Manning (2005-06)
10	Eli Manning (2015-16)
	Eli Manning (2009)
	Phil Simms (1988-89)
	Phil Simms (1986-87)
	Charlie Conerly (1948-49)
9	Eli Manning (2011-12)
	Eli Manning (2006-07)
	Phil Simms (1985-86)
	Earl Morrall (1965-66)

**PASSES INTERCEPTED****LOWEST PERCENTAGE PASSES HAD INTERCEPTED, CAREER (MIN. 1,000 ATT)**

2.1 Daniel Jones (47 int., 2,241 att.)  
 2.8 Kerry Collins (70 int., 2,473 att.)  
 3.0 Eli Manning (244 int., 8,119 att.)  
 3.4 Phil Simms (157 int., 4,647 att.)  
 3.5 Dave Brown (49 int., 1,391 att.)

**LOWEST PERCENTAGE PASSES HAD INTERCEPTED, SEASON**

1.1 Daniel Jones, 2022 (5 int., 472 att.)  
 1.3 Phil Simms, 1990 (4 int., 311 att.)  
 1.4 Kurt Warner, 2004 (4 int., 277 att.)  
 Jeff Hostetler, 1991 (4 int., 285 att.)



- 1.9 Daniel Jones, 2021 (7 int., 232 att.)  
 2.0 Fran Tarkenton, 1969 (8 int., 409 att.)

**FEWEST PASSES HAD INTERCEPTED, GAME (MOST ATTEMPTS)**

- 0 Eli Manning, vs. Indianapolis (52 attempts) Nov. 3, 2014  
 Scott Brunner, vs. St. Louis (51 attempts) Dec. 26, 1982  
 Phil Simms, at L.A. Rams (48 attempts) Sept. 30, 1984  
 Kerry Collins, vs. Seattle (47 attempts) Dec. 23, 2001  
 Dave Brown, vs. Balt. (46 attempts) Sept. 14, 1997  
 Fran Tarkenton, at Dallas (46 attempts) Oct. 11, 1971  
 Phil Simms, at Phoenix (45 attempts) Nov. 13, 1988  
 Eli Manning, vs. Miami (45 attempts) Oct. 30, 2011  
 Eli Manning, vs. Dallas (44 attempts) Sept. 16, 2018  
 Eli Manning, vs. New England (44 attempts) Nov. 15, 2015

**MOST PASSES HAD INTERCEPTED, CAREER**

- 244 Eli Manning (2004-19)  
 167 Charlie Conerly (1949-61)  
 157 Phil Simms (1979-93)  
 72 Fran Tarkenton (1967-71)  
 70 Kerry Collins (1999-2003)

## PASS RECEIVING

## RECEPTIONS

**MOST SEASONS LEADING LEAGUE**

- 1 Earnest Gray (1983)  
 Bob Tucker (1971)  
 Tod Goodwin (1935)

**MOST PASS RECEPTIONS, CAREER**

- 668 Amani Toomer (1996-08)  
 586 Tiki Barber (1997-06)  
 395 Joe Morrison (1959-72)  
 390 Odell Beckham, Jr. (2014-18)  
 372 Sterling Shepard (2016-23)  
 371 Jeremy Shockey (2002-07)  
 368 Ike Hilliard (1997-2004)  
 367 Frank Gifford (1952-60, 62-64)

**MOST PASS RECEPTIONS, SEASON**

- 109 Malik Nabers (2024)**  
 107 Steve Smith (2009)  
 101 Odell Beckham Jr. (2016)  
 96 Odell Beckham Jr. (2015)  
**93 Wan'Dale Robinson (2024)**  
 91 Saquon Barkley (2018)  
 Odell Beckham Jr. (2014)  
 86 Victor Cruz (2012)  
 82 Victor Cruz (2011)  
 Amani Toomer (2002)  
 79 Hakeem Nicks (2010)  
 Amani Toomer (1999)

**MOST PASS RECEPTIONS, ROOKIE SEASON**

- 109 Malik Nabers (2024)**  
 91 Saquon Barkley (2018)  
 91 Odell Beckham Jr. (2016)  
 74 Jeremy Shockey (2002)  
 65 Sterling Shepard (2016)

**MOST PASS RECEPTIONS, GAME**

- 14 Saquon Barkley, at Dallas Sept. 16, 2018  
 13 Tiki Barber, at Dallas Jan. 2, 2000  
**12 Malik Nabers, vs. Dallas Sept. 26, 2024**  
 Odell Beckham Jr., vs. Philadelphia Dec. 28, 2014  
 Odell Beckham Jr., vs. Washington Dec. 14, 2014  
 Hakeem Nicks, at Houston Oct. 10, 2010  
 Mark Bavaro, at Cincinnati Oct. 13, 1985  
 Jeremy Shockey, vs. Dallas Nov. 11, 2007  
 Amani Toomer, at Philadelphia Sept. 17, 2006  
**11 on 16 occasions, most recently by Wan'Dale Robinson, at Dallas Sept. 26, 2024**

**MOST CONSECUTIVE GAMES, PASS RECEPTIONS**

- 98 Amani Toomer (1998-04)  
 88 Tiki Barber (1999-2004)  
 83 Jeremy Shockey (2002-07)  
 68 Ike Hilliard (1997-02)  
 64 Sterling Shepard (2016-23)  
 60 Evan Engram (2017-21)  
 59 Odell Beckham, Jr. (2014-18)  
 57 Plaxico Burress (2005-08)  
 53 Hakeem Nicks (2009-12)  
 51 Victor Cruz (2011-14)  
 47 Chris Calloway (1996-98)  
 45 David Meggett (1989-92)

## YARDS

**MOST YARDS GAINED, CAREER**

- 9,497 Amani Toomer (1996-08)  
 5,434 Frank Gifford (1952-60, 62-64)  
 5,183 Tiki Barber (1997-2006)  
 4,993 Joe Morrison (1959-72)  
 4,797 Kyle Rote (1951-61)

**MOST YARDS GAINED, SEASON**

- 1,536 Victor Cruz (2011)  
 1,450 Odell Beckham Jr. (2015)  
 1,367 Odell Beckham Jr. (2016)  
 1,343 Amani Toomer (2002)  
 1,305 Odell Beckham Jr. (2014)  
 1,220 Steve Smith (2009)  
 1,214 Plaxico Burress (2005)  
 1,209 Homer Jones (1967)  
**1,204 Malik Nabers (2024)**  
 1,192 Hakeem Nicks (2011)

**MOST YARDS GAINED, GAME**

- 269 Del Shofner, vs. Washington Oct. 28, 1962  
 222 Odell Beckham Jr., vs. Baltimore Oct. 16, 2016  
 212 Gene Roberts, at Green Bay Nov. 13, 1949  
 204 Plaxico Burress, vs. St. Louis Oct. 2, 2005  
 Amani Toomer, vs. Indianapolis Dec. 22, 2002  
 201 Gene Roberts, vs. Chicago Oct. 23, 1949  
 199 Hakeem Nicks vs. Tampa Bay Sept. 16, 2012  
 196 Homer Jones, at Washington Oct. 1, 1967  
 193 Amani Toomer, vs. Jacksonville Dec. 23, 2000

**LONGEST PASS RECEPTION (IN YARDS)**

- 99 Victor Cruz (from Eli Manning) at Jets Dec. 24, 2011  
 98 Homer Jones (from Earl Morrall) at Pittsburgh Sept. 11, 1966  
 94 Rich Houston (from Noirm Snead) vs. Dallas Sept. 24, 1972  
 92 Mario Manningham (from Eli Manning) at Green Bay Dec. 26, 2010  
 89 Homer Jones (from Earl Morrall) vs. Philadelphia Oct. 17, 1965  
 88 George Franck (from Frank Reagan) at Washington Oct. 12, 1947  
 87 Odell Beckham Jr. (from Eli Manning) vs. New England Nov. 15, 2015  
 Tiki Barber (from Kent Graham) at Arizona Dec. 6, 1998  
 85 Mario Manningham (from Eli Manning) at Washington Jan. 2, 2011

**HIGHEST AVERAGE GAIN, CAREER (200 MINIMUM)**

- \*22.6 Homer Jones (214-4,845, 1964-69)  
 18.1 Del Shofner (239-4,315, 1961-67)  
 17.2 Aaron Thomas (247-4,253, 1962-70)

\*NFL Record

**HIGHEST AVERAGE GAIN, SEASON (QUALIFIERS)**

- 24.7 Homer Jones (49-1,209, 1967)  
 23.5 Homer Jones (45-1,057, 1968)  
 21.8 Homer Jones (48-1,044, 1966)

**HIGHEST AVERAGE GAIN, GAME (4 MINIMUM)**

- 50.3 Gene Roberts, vs. Chicago Bears (4-201) Oct. 23, 1949  
 49.0 Homer Jones, at Washington (4-196) Oct. 1, 1967  
 37.5 Frank Liebel, vs. Detroit (4-150) Nov. 18, 1945

## TOUCHDOWNS

**MOST TOUCHDOWNS, CAREER**

- 54 Amani Toomer (1996-08)  
 48 Kyle Rote (1951-61)  
 47 Joe Morrison (1959-71)  
 44 Odell Beckham, Jr. (2014-18)  
 43 Frank Gifford (1952-60, 1962-64)

**MOST TOUCHDOWNS, SEASON**

- 13 Odell Beckham Jr. (2015)  
 Homer Jones (1967)  
 12 Odell Beckham Jr. (2014)  
 Plaxico Burress (2007)  
 Del Shofner (1962)  
 11 Hakeem Nicks (2010)  
 Del Shofner (1961)

**MOST TOUCHDOWNS, GAME**

- 4 Earnest Gray, at St. Louis Sept. 7, 1980  
 3 on 23 occasions, most recently by Odell Beckham Jr., at New Orleans Nov. 1, 2015

**MOST CONSECUTIVE GAMES, TOUCHDOWN RECEPTIONS**

- 7 Kyle Rote (1959-60)  
 6 Plaxico Burress (2007)  
 5 Odell Beckham Jr. (2015)  
 Chris Calloway (1997-98)  
 Bobby Johnson (1985-86)  
 Aaron Thomas (1967)

Joe Morrison (1966)  
Homer Jones (1966)  
Del Shofner (1963)  
Frank Liebel (1945)

**MOST GAMES 100 YARDS OR MORE RECEIVING, CAREER**

24 Odell Beckham Jr. (2014-18)  
22 Amani Toomer (1996-2008)  
18 Victor Cruz (2010-16)  
17 Homer Jones (1964-69)  
13 Hakeem Nicks (2009-13)  
Del Shofner (1961-67)

## INTERCEPTIONS

**MOST SEASONS LEADING LEAGUE**

2 Dick Lynch (1961, 1963)

**MOST INTERCEPTIONS BY, CAREER**

74 Emlen Tunnell (1948-58)  
52 Jimmy Patton (1955-66)  
41 Carl Lockhart (1965-75)

**MOST INTERCEPTIONS BY, SEASON**

11 Jimmy Patton (1958)  
Otto Schellbacher (1951)  
10 Willie Williams (1968)  
Emlen Tunnell (1949)  
Frank Reagan (1947)

**MOST INTERCEPTIONS BY, GAME**

3 on 18 occasions, most recently by Terry Kinard, vs. Sept. 20, 1987  
Dallas

**MOST CONSECUTIVE GAMES, INTERCEPTIONS BY**

7 Tom Landry (1950-51)  
6 Willie Williams (1968)  
5 Carl Lockhart (1969-70)  
Emlen Tunnell (1954-55)

## INTERCEPTION RETURN YARDS

**MOST YARDS GAINED, CAREER**

1,240 Emlen Tunnell (1948-58)  
712 Jimmy Patton (1955-66)  
574 Terry Kinard (1983-89)  
568 Dick Lynch (1959-66)  
475 Carl Lockhart (1965-75)

**MOST YARDS GAINED, SEASON**

307 Stevie Brown (2012)  
251 Dick Lynch (1963)  
Emlen Tunnell (1949)  
203 Frank Reagan (1947)  
195 Erich Barnes (1961)

**MOST YARDS GAINED, GAME**

109 Ward Cuff, at Philadelphia Sept. 13, 1941  
104 George Cheverko, at Washington Oct. 3, 1948  
102 Jason Pinnock, at Miami Oct. 8, 2023  
102 Erich Barnes, at Dallas Oct. 15, 1961

**LONGEST GAIN (IN YARDS)**

102 Jason Pinnock, at Miami (TD) Oct. 8, 2023  
102 Erich Barnes, at Dallas (TD) Oct. 15, 1961  
101 Henry Carr, at Rams (TD) Nov. 13, 1966  
97 Lawrence Taylor, at Detroit (TD) Nov. 25, 1982  
96 Ward Cuff, vs. Washington (TD) Dec. 4, 1938  
Kevin Dockery, at Dallas (TD) Oct. 23, 2006  
95 Sam Barnes, vs. Philadelphia (TD) Aug. 31, 1997

## INTERCEPTIONS RETURNED FOR TOUCHDOWNS

**MOST TOUCHDOWNS, CAREER**

4 Jason Sehorn (1994-02)  
Dick Lynch (1959-66)  
Emlen Tunnell (1948-58)  
3 George Martin (1975-86)  
Carl Lockhart (1965-72)  
Jerry Hillebrand (1963-66)  
Erich Barnes (1961-64)  
Tom Landry (1950-55)

**MOST TOUCHDOWNS, SEASON**

3 Dick Lynch (1963)  
2 by nine players, mst recently by Alex Ogletree (2018)

**MOST TOUCHDOWNS, GAME**

1 by many players, Last: Adoree' Jackson, at Philadelphia Dec. 25, 2023

**MOST CONSECUTIVE GAMES, TOUCHDOWNS**

2 at Philadelphia, Sept. 22; vs. Washington, Sept. 29, 1968  
Dick Lynch, vs. Cleveland, Oct. 13; vs. Dallas, Oct. 20, 1963  
Tom Landry, at Cleveland, Oct. 28; vs. N.Y. Yanks, Nov. 4, 1951

## PUNTING

**MOST SEASONS LEADING LEAGUE**

2 Sean Landeta (NFC, 1986, 1990)  
Dave Jennings (1979, 1980)  
1 Don Chandler (1957)

**MOST PUNTS, CAREER**

931 Dave Jennings (1974-84)  
526 Sean Landeta (1985-93)  
525 Don Chandler (1956-64)  
513 Jeff Feagles (2003-09)

**MOST PUNTS, SEASON**

111 Brad Maynard (1997)  
104 Dave Jennings (1979)  
102 Mike Horan (1996)  
101 Brad Maynard (1998)  
100 Dave Jennings (1977)

**MOST PUNTS, GAME**

14 Carl Kinscherf, at Detroit Nov. 7, 1943  
13 Jamie Gillan, vs. Jets Oct. 29, 2023  
Brad Maynard, at Washington Nov. 23, 1997  
12 Brad Maynard, at Tampa Bay Sept. 12, 1999  
11 on six occasions, most recently by Brad Maynard Nov. 1, 1998

## YARDS

**MOST YARDS, CAREER**

38,792 Dave Jennings (1974-84)  
23,019 Don Chandler (1956-64)  
22,806 Sean Landeta (1985-93)  
21,161 Jeff Feagles (2003-09)

**MOST YARDS, SEASON**

4,566 Brad Maynard (1998)  
4,531 Brad Maynard (1997)  
4,445 Dave Jennings (1979)  
4,372 Jamie Gillan (2023)  
4,297 Brad Wing (2016)  
4,289 Mike Horan (1996)  
4,271 Steve Weatherford (2013)  
4,211 Dave Jennings (1980)  
4,198 Dave Jennings (1981)

**MOST YARDS, GAME**

583 Carl Kinscherf, at Detroit (14 punts) Nov. 7, 1943  
549 Jamie Gillan, vs. Jets (13 punts) Oct. 29, 2023  
537 Brad Maynard, at Washington (13 punts) Nov. 23, 1997  
526 Brad Maynard, at Tampa (12 punts) Sept. 12, 1999

**LONGEST PUNT**

90 Rodney Williams, at Denver Sept. 10, 2001  
74 Jamie Gillan, vs. New England Nov. 26, 2023  
Don Chandler, at Dallas Oct. 11, 1964  
Len Younce, vs. Chicago Bears Nov. 14, 1943  
73 Dave Jennings, vs. Houston Dec. 5, 1982  
72 Dave Jennings, vs. Dallas Nov. 4, 1979  
Len Younce, at Brooklyn Tigers Oct. 15, 1944  
Carl Kinscherf, at Philadelphia-Pittsburgh Oct. 9, 1943  
71 Riley Dixon vs. Philadelphia Nov. 15, 2020  
Steve Weatherford, at Philadelphia Oct. 12, 2014  
Sean Landeta, vs. Green Bay Nov. 8, 1992  
Sean Landeta, vs. Philadelphia Dec. 3, 1989  
Kay Eakin, vs. Cleveland Nov. 16, 1941

**HIGHEST AVERAGE, CAREER (150 PUNTS)**

46.3 Steve Weatherford (311 punts, 2011-14)  
45.6 Jamie Gillan (257 punts, 2022-25)  
45.2 Riley Dixon (279 punts, 2018-21)  
44.9 Brad Wing (264 punts, 2015-2017)  
43.8 Don Chandler (525 punts, 1956-64)  
43.4 Sean Landeta (526 punts, 1985-93)  
42.1 Mike Horan (303 punts, 1993-96)  
42.0 Brad Maynard (380 punts, 1997-00)

**HIGHEST AVERAGE, SEASON (35 PUNTS)**

47.5 Steve Weatherford (58 punts, 2012)  
46.9 Steve Weatherford (91 punts, 2013)  
46.8 Jamie Gillan (74 punts, 2022)  
46.6 Don Chandler (55 punts, 1959)  
46.2 Brad Wing (93 punts, 2016)  
46.1 Riley Dixon (69 punts, 2019)  
46.0 Jamie Gillan (95 punts, 2023)

- 45.7 Steve Weatherford (82 punts, 2011)  
 45.6 Don Chandler (73 punts, 1964)  
 45.5 Steve Weatherford (80 punts, 2014)

**HIGHEST NET AVERAGE, CAREER (SINCE 1976)**

- 41.0 Jamie Gillan (2020-25)**  
 40.6 Riley Dixon (2018-21)  
 38.83 Brad Wing (2015-17)  
 38.80 Steve Weatherford (2011-14)  
 36.4 Mike Horan (1993-96)

**HIGHEST NET AVERAGE, SEASON (SINCE 1976)**

- 42.3 Jamie Gillan 2023 (95 punts)**  
 42.0 Riley Dixon 2019 (69 punts)  
 41.8 Riley Dixon 2018 (71 punts)  
 40.9 Brad Wing 2016 (93 punts)  
**40.6 Jamie Gillan 2024 (56 punts)**

**HIGHEST AVERAGE, GAME (4 PUNTS)**

- |   |                     |
|---|---------------------|
| 55.4 Brad Maynard, at Tennessee (5 punts)       | Oct. 1, 2000        |
| 55.3 Dave Jennings, vs. Houston (4 punts)       | Dec. 5, 1982        |
| 55.1 Rodney Williams, at Denver (8 punts)       | Sept. 10, 2001      |
| 55.0 Steve Weatherford, vs. Dallas (4 punts)    | Nov. 23, 2014       |
| <b>54.6 Jamie Gillan, vs. Chicago (5 punts)</b> | <b>Oct. 2, 2022</b> |
| 54.1 Don Chandler, at Cleveland (8 punts)       | Oct. 11, 1959       |
| 54.0 Dave Jennings, at Dallas (5 punts)         | Oct. 5, 1980        |
| <b>53.6 Jamie Gillan, vs. Seattle (5 punts)</b> | <b>Oct. 2, 2023</b> |

**INSIDE THE 20****MOST INSIDE THE 20, CAREER**

- 178 Jeff Feagles  
 170 Dave Jennings  
 141 Sean Landeta

**MOST INSIDE THE 20, SEASON**

- 35 Jamie Gillan, 2023**  
 33 Brad Maynard, 1997  
 Brad Maynard, 1998  
 Brad Wing, 2015  
 32 Mike Horan, 1996

**MOST INSIDE THE 20, GAME**

- |                                   |                       |
|-----------------------------------|-----------------------|
| 6 Brad Maynard, vs. Tampa Bay     | Sept. 12, 1999        |
| Jeff Feagles, vs. Carolina        | Dec. 10, 2006         |
| <b>5 Jamie Gillan, vs. Jets</b>   | <b>Oct. 29, 2023</b>  |
| <b>Jamie Gillan, at Tennessee</b> | <b>Sept. 11, 2022</b> |
| Brad Wing, vs. Dallas             | Dec. 11, 2016         |
| Brad Wing, at Cleveland           | Nov. 27, 2016         |
| Steve Weatherford, vs. Washington | Dec. 14, 2014         |
| Steve Weatherford, at New England | Nov. 6, 2011          |
| Dave Jennings, vs. St. Louis      | Oct. 24, 1983 (OT)    |
| Brad Maynard, vs. Oakland         | Sept. 13, 1998        |

**PUNT RETURNS****MOST PUNT RETURNS, CAREER**

- 261 Emlen Tunnell (1948-58)  
 213 Phil McConkey (1984-88)  
 202 David Meggett (1989-94)

**MOST PUNT RETURNS, SEASON**

- 53 Phil McConkey (1985)  
 52 Leon Bright (1981)  
 47 Chad Morton (2005)  
 Amani Toomer (1997)  
 46 David Meggett (1989)  
 Phil McConkey (1984)

**MOST PUNT RETURNS, GAME**

- |   |               |
|---|---------------|
| 9 Phil McConkey, vs. Philadelphia                               | Dec. 6, 1987  |
| Pete Shaw, at Philadelphia                                      | Nov. 20, 1983 |
| Leon Bright, vs. Philadelphia                                   | Dec. 11, 1982 |
| 8 on three occasions, most recently by Phil McConkey, at Dallas | Nov. 4, 1984  |
| 7 on six occasions, most recently by Sinorice Moss, vs. Oakland | Oct. 4, 2009  |

**FAIR CATCHES****MOST FAIR CATCHES, SEASON**

- 25 Phil McConkey (1988)  
 24 Rueben Randle (2013)  
 22 Amani Toomer (1998)  
 20 Tiki Barber (2000)  
 David Meggett (1993)

**MOST FAIR CATCHES, CAREER**

- 84 Phil McConkey (1984-88)  
 80 David Meggett (1989-94)  
 61 Carl Lockhart (1965-75)

**FEWEST FAIR CATCHES, SEASON**

- 0 Leon Bright (17 returns, 1983)  
 Leon Bright (37 returns, 1982)  
 Leon Bright (52 returns, 1981)

**MOST FAIR CATCHES, GAME**

- |                                   |               |
|-----------------------------------|---------------|
| 6 R.W. McQuarters, at Atlanta     | Oct. 15, 2007 |
| 5 Rueben Randle, vs. Philadelphia | Dec. 28, 2014 |
| Will Blackmon, at Minnesota       | Dec. 13, 2010 |
| Amani Toomer, at Dallas           | Sept. 8, 1996 |
| Phil McConkey, vs. Philadelphia   | Nov. 20, 1988 |

**YARDS****MOST PUNT RETURN YARDS, CAREER**

- 2,230 David Meggett (1989-94)  
 2,214 Emlen Tunnell (1948-58)  
 1,708 Phil McConkey (1984-88)  
 1,181 Tiki Barber (1997-01)  
 1,060 Amani Toomer (1996-01)

**MOST PUNT RETURNS YARDS, SEASON**

- 582 David Meggett (1989)  
 506 Tiki Barber (1999)  
 489 Emlen Tunnell (1951)  
 467 David Meggett (1990)  
 455 Amani Toomer (1997)  
 453 Chad Morton (2005)  
 442 Phil McConkey (1985)

**MOST PUNT RETURN YARDS, GAME**

- |                                       |                      |
|---------------------------------------|----------------------|
| 147 Emlen Tunnell, vs. Chi. Cardinals | Oct. 14, 1951        |
| 143 Leon Bright, vs. Philadelphia     | Dec. 11, 1982        |
| 123 Tiki Barber, vs. Dallas           | Oct. 18, 1999        |
| 114 David Meggett, vs. Raiders        | Dec. 24, 1989        |
| 113 Amani Toomer, vs. Buffalo         | Sept. 1, 1996        |
| 112 Phil McConkey, vs. Philadelphia   | Dec. 6, 1987         |
| <b>108 Gunner Olszewski, vs. Rams</b> | <b>Dec. 31, 2023</b> |
| 107 David Meggett, at New Orleans     | Dec. 20, 1993        |
| 106 Emlen Tunnell, vs. Washington     | Dec. 7, 1952         |
| 103 Phil McConkey, vs. Philadelphia   | Sept. 8, 1985        |
| Rondy Colbert, vs. New Orleans        | Dec. 14, 1975        |
| 101 Leon Bright, vs. Rams             | Dec. 6, 1981         |

**LONGEST PUNT RETURN**

- |                                       |                      |
|---------------------------------------|----------------------|
| 95t Al Youngblood, at Pottsville      | Sept. 30, 1928       |
| <b>95t Gunner Olszewski, vs. Rams</b> | <b>Dec. 31, 2023</b> |
| 87t Amani Toomer, vs. Buffalo         | Sept. 1, 1996        |
| 85t Tiki Barber, vs. Dallas           | Oct. 18, 1999        |
| 83 Eddie Dove, at Philadelphia        | Sept. 29, 1963       |
| 81 Bosh Pritchard, at Chi. Cardinals  | Nov. 25, 1951        |
| Emlen Tunnell, vs. Chi. Cardinals     | Oct. 14, 1951        |

**HIGHEST AVERAGE RETURN, CAREER (30 RETURNS)**

- 12.1 Ward Cuff (37 returns, 1941-45)  
 11.0 David Meggett (202 returns, 1989-94)  
**10.8 Gunner Olszewski (40 returns, 2023-Present)**  
 10.7 Domenik Hixon (56 returns, 2007-12)  
 10.1 Amani Toomer (101 returns, 1996-01)

**HIGHEST AVERAGE RETURN, SEASON (QUALIFIERS)**

- 16.6 Amani Toomer (18 returns, 1996)  
 15.5 Merle Hapes (11 returns, 1942)  
 14.9 George Franck (13 returns, 1941)

**HIGHEST AVERAGE RETURN, GAME (3 RETURNS)**

- |   |               |
|---|---------------|
| 36.8 Emlen Tunnell, vs. Chicago Cardinals (4 returns) | Oct. 14, 1951 |
| 35.3 Emlen Tunnell vs. Washington (3 returns)         | Dec. 7, 1952  |
| 32.7 David Meggett vs. Seattle (3 returns)            | Nov. 19, 1989 |
| 31.7 Domenik Hixon vs. Dallas (3 returns)             | Dec. 6, 2009  |
| 31.0 Emlen Tunnell vs. Washington (3 returns)         | Oct. 7, 1951  |

**TOUCHDOWNS****MOST TOUCHDOWNS, CAREER**

- 6 David Meggett (1989-94)  
 5 Emlen Tunnell (1948-58)  
 3 Amani Toomer (1996-01)

**MOST TOUCHDOWNS, SEASON**

- 3 Emlen Tunnell (1951)  
 2 Amani Toomer (1996)  
 David Meggett (1994)

**MOST TOUCHDOWNS, GAME**

- 1 26 occasions, most recently by Gunner Olszewski vs. Rams Dec. 31, 2023 (94 yards)**

**KICKOFF RETURNS****MOST SEASONS LEADING LEAGUE**

1 David Meggett (NFC, 1990)  
Joe Scott (1948)  
Clarence Childs (1964)

**MOST KICKOFF RETURNS, CAREER**

146 David Meggett (1989-94)  
126 Clarence Childs (1964-67)  
84 David Patten (1997-99)  
77 Ahmad Bradshaw (2007-08)  
71 Willie Ponder (2003-05)  
68 Domenik Hixon (2007-09)  
67 Phil McConkey (1984-88)  
Ron Dixon (2000-03)  
66 Rocky Thompson (1971-73)  
65 David Wilson (2012-13)

**MOST KICKOFF RETURNS, SEASON**

57 David Wilson (2012)  
Domenik Hixon (2009)  
55 Brian Mitchell (2003)  
43 David Patten (1998)  
41 Herschel Walker (1995)  
38 Ahmad Bradshaw (2008)  
Ahmad Bradshaw (2007)  
36 Willie Ponder (2004)  
Rocky Thompson (1971)  
35 Willie Ponder (2005)  
Ronnie Blye (1968)  
34 Ron Dixon (2001)  
Clarence Childs (1964, 1966)

**MOST KICKOFF RETURNS, GAME**

8 Domenik Hixon at Minnesota Jan. 3, 2010  
Domenik Hixon vs. Philadelphia Dec. 13, 2009  
Ahmad Bradshaw, vs. Minnesota Nov. 25, 2007  
Willie Ponder, vs. Pittsburgh Dec. 18, 2004  
Brian Mitchell, vs. Dallas Sept. 15, 2003  
7 on nine occasions, most recently by D.J. Ware, at Dec. 26, 2010  
Green Bay  
6 on 14 occasions, most recently by Cody Latimer, vs. Dec. 1, 2019  
Green Bay  
5 on many occasions, most recently by Tyrone Tracy Jr., at Dallas Sept. 14, 2025

**YARDS****MOST KICKOFF RETURN YARDS, CAREER**

3,163 Clarence Childs (1964-67)  
2,989 David Meggett (1989-94)  
1,872 Willie Ponder (2003-05)  
1,788 Ahmad Bradshaw (2007-08)  
1,768 Rocky Thompson (1971-73)  
1,755 David Wilson (2012-13)  
1,724 David Patten (1997-99)  
1,692 Domenik Hixon (2007-09)  
1,467 Joe Scott (1948-53)

**MOST KICKOFF RETURN YARDS, SEASON**

1,533 David Wilson (2012)  
1,291 Domenik Hixon (2009)  
1,117 Brian Mitchell (2003)  
987 Clarence Childs (1964)  
967 Willie Ponder (2004)  
947 Rocky Thompson (1971)  
928 David Patten (1998)  
921 Ahmad Bradshaw (2007)  
905 Willie Ponder (2005)  
881 Herschel Walker (1995)  
867 Ahmad Bradshaw (2008)

**MOST KICKOFF RETURN YARDS, GAME**

259 Willie Ponder, vs. Pittsburgh Dec. 18, 2004  
230 Domenik Hixon, at New Orleans Oct. 18, 2009  
227 David Wilson, vs. New Orleans Dec. 9, 2012  
217 David Wilson, at Philadelphia Sept. 30, 2012  
207 Joe Scott, vs. Rams Nov. 14, 1948  
198 Rocky Thompson, at Detroit Sept. 17, 1972  
194 Brian Mitchell, vs. Dallas Sept. 15, 2003  
193 Ahmad Bradshaw, at Dallas Sept. 9, 2007  
191 Willie Ponder, vs. Arizona Sept. 11, 2005  
183 Domenik Hixon, at Minnesota Jan. 3, 2010

**LONGEST KICKOFF RETURN**

100 Ithmir Smith-Marsette, vs. Indianapolis Dec. 29, 2024  
Dwayne Harris, vs. Dallas Oct. 25, 2015  
Clarence Childs, vs. Minnesota Dec. 6, 1964  
Emlen Tunnell, vs. N.Y. Yanks Nov. 4, 1951  
99 Joe Scott, vs. Rams Nov. 14, 1948

98 Jimmy Patton vs. Washington Oct. 30, 1955

**HIGHEST AVERAGE RETURN, CAREER (40 RETURNS)**

27.2 Rocky Thompson (65 returns, 1971-73)  
Joe Scott (54 returns, 1948-53)  
26.6 David Wilson (66 returns, 2012-13)  
26.5 Dwayne Harris (44 returns, 2015-16)  
26.4 Willie Ponder (71 returns, 2003-05)

**HIGHEST AVERAGE RETURN, SEASON (QUALIFIERS)**

31.6 John Salscheider (15 returns, 1949)  
30.2 John Counts (26 returns, 1962)  
28.7 Dwayne Harris (22 returns, 2015-16)  
29.0 Clarence Childs (34 returns, 1964)

**HIGHEST AVERAGE RETURN, GAME (3 RETURNS)**

56.8 David Wilson, vs. New Orleans (4 returns) Dec. 9, 2012  
51.8 Joe Scott, vs. Rams (4 returns) Nov. 14, 1948  
50.3 Ronnie Blye, at Pittsburgh (3 returns) Sept. 15, 1968  
49.7 Dwayne Harris, vs. Dallas (3 returns) Oct. 25, 2015

**TOUCHDOWNS****MOST TOUCHDOWNS, CAREER**

2 Willie Ponder (2003-05)  
Rocky Thompson (1971-73)  
Clarence Childs (1964-67)

**MOST TOUCHDOWNS, SEASON**

1 By many players, see next record

**MOST TOUCHDOWNS, GAME**

1 22 occasions, most recently by Ithmir Smith-Marsette vs. Indianapolis Dec. 29, 2024

**FUMBLES****MOST FUMBLES, CAREER**

125 Eli Manning (2004-19)  
93 Phil Simms (1979-93)  
61 Kerry Collins (1999-03)  
54 Charlie Conerly (1948-61)  
53 Tiki Barber (1997-2006)

**MOST FUMBLES, SEASON**

23 Kerry Collins (2001)  
18 Daniel Jones (2019)  
16 Phil Simms (1985)  
13 Eli Manning (2009)  
Eli Manning (2007)  
12 Kurt Warner (2004)  
Kerry Collins (2003)  
11 Daniel Jones (2020)  
Eli Manning (2017)  
Eli Manning (2015)  
Kerry Collins (1999)  
Dave Brown (1994)  
Y.A. Tittle (1964)  
Bobby Gaiters (1961)  
Charlie Conerly (1957)

**MOST FUMBLES, GAME**

5 Eli Manning at Buffalo Dec. 23, 2007  
Charlie Conerly, vs. San Francisco Dec. 1, 1957  
4 Y.A. Tittle, at Philadelphia Sept. 13, 1964  
3 by many players

**RECOVERIES****MOST OWN FUMBLES RECOVERED, CAREER**

28 Phil Simms (1979-93)  
26 Charlie Conerly (1948-61)  
25 Tiki Barber (1997-2006)  
Eli Manning (2004-19)  
17 Kerry Collins (1999-2003)  
16 David Meggett (1989-94)  
Frank Gifford (1952-60, 62-64)  
15 Joe Morrison (1959-72)  
13 Jeff Hostetler (1984-92)

**MOST OWN FUMBLES RECOVERED, SEASON**

7 Kerry Collins (2001)  
6 Tiki Barber (2001)  
Jeff Hostetler (1991)  
5 by 10 players, most recently Eli Manning (2010)

**MOST OWN FUMBLES RECOVERED, GAME**

3 Eli Manning, at Buffalo Dec. 23, 2007

	Tiki Barber, vs. Philadelphia	Oct. 29, 2000
	Jeff Hostetler, vs. Phoenix	Oct. 21, 1990
2	by many players, Last: Daniel Jones, vs. Dallas	Sept. 10, 2023

MOST FUMBLES RECOVERED, CAREER

19	Jim Katcavage (1956-68)
15	Michael Strahan (1993-2007)
	George Martin (1975-88)
14	Harry Carson (1976-88)
13	Osi Umenyiora (2003-10)
	Keith Hamilton (1992-2002)
	Cliff Livingston (1954-61)

MOST FUMBLES RECOVERED, SEASON

5	Justin Tuck (2010)
	Ernie Jones (1978)
	Ray Poole (1950)
4	by 10 players, most recently by Micah McFadden (2023)
3	by many players, most recently by Michael Boley and Jacquian Williams (2011)

MOST FUMBLES RECOVERED, GAME

1	by many players, Last: Azeez Ojulari, vs. Philadelphia Jan. 7, 2024
---	---

FUMBLE RETURNS

LONGEST FUMBLE RETURN

87	Keith Hamilton, at Kansas City	Sept. 10, 1995
81	Andy Headen, vs. Dallas (TD)	Sept. 9, 1984

76	John Karcis, vs. Philadelphia (TD)	Oct. 16, 1938
75	Osi Umenyiora, vs. San Francisco (TD)	Oct. 21, 2007
72	Wendell Harris, at Pittsburgh (TD)	Sept. 11, 1966
71	Roy Hilton, vs. Dallas (TD)	Oct. 27, 1974
70	Michael Boley, vs. Pittsburgh (TD)	Nov. 4, 2012
67	Fred Robbins vs. Washington	Dec. 30, 2006
	Horace Sherrod, vs. Washington	Dec. 7, 1952
65	Michael Boley, vs. St. Louis (TD)	Sept. 19, 2011
	Lindon Crow, vs. St. Louis (TD)	Oct. 30, 1960

MOST TOUCHDOWNS, CAREER

3	Osi Umenyiora (2003-09)
2	Michael Boley (2009-12)
	Tito Wooten (1994-98)
	Kenny Holmes (2001-03)
	George Martin (1981)
	Sam Huff (1959, 63)
	Tom Landry (1950, 51)
	Al De Rogatis (1949, 50)
	Doc Alexander (1926, 27)

MOST TOUCHDOWNS, SEASON

2	George Martin, at Wash. Sept. 13, 1981 (8 yards) and at St. Louis, Dec. 13, 1981 (20 yards)
---	--

MOST TOUCHDOWNS, GAME

1	by many players, Last: Kayvon Thibodeaux, Tae Crowder, at Washington, Dec. 18, 2022
---	---

## SACKS

(ONLY SINCE 1982)

## MOST SACKS, CAREER

141.5	Michael Strahan (1993-07)
132.5	Lawrence Taylor (1982-93)
79.5	Leonard Marshall (1983-92)
75.0	Osi Umenyiora (2003-12)
63.0	Keith Hamilton (1992-03)
60.5	Justin Tuck (2005-13)

## MOST SACKS, SEASON

*22.5	Michael Strahan (2001)
20.5	Lawrence Taylor (1986)
18.5	Michael Strahan (2003)
16.5	Jason Pierre-Paul (2011)
15.5	Lawrence Taylor (1988)
	Leonard Marshall (1985)
15.0	Michael Strahan (1998)
	Lawrence Taylor (1989)
14.5	Osi Umenyiora (2005)
14.0	Michael Strahan (1997)
13.0	Osi Umenyiora (2007)
	Lawrence Taylor (1985)

\* Tied for NFL Record

## MOST SACKS, GAME

6.0	Osi Umenyiora, vs. Philadelphia	Sept. 30, 2007
4.5	Pepper Johnson, at Tampa Bay	Nov. 24, 1991
4.0	Justin Tuck, at Washington	Dec. 1, 2013
	Michael Strahan, at St. Louis	Oct. 14, 2001
	Lawrence Taylor, vs. Philadelphia	Oct. 12, 1986
	Lawrence Taylor, vs. Tampa Bay	Sept. 23, 1984
3.5	Michael Strahan, at Philadelphia	Dec. 30, 2001
	Leonard Marshall, vs. Philadelphia	Sept. 8, 1985
3.0	<b>Dexter Lawrence, at Seattle</b>	<b>Oct. 6, 2024</b>
	<b>Kayvon Thibodeaux, vs. Jets</b>	<b>Oct. 29, 2023</b>
	Leonard Williams, vs. Dallas	Jan. 3, 2021
	B.J. Hill, vs. Chicago	Dec. 2, 2018
	Jason Pierre-Paul, at Denver	Oct. 15, 2017
	Jason Pierre-Paul, vs. Cleveland	Nov. 27, 2016
	Justin Tuck, at Philadelphia	Dec. 19, 2010
	Justin Tuck, vs. Chicago	Oct. 3, 2010
	Osi Umenyiora, vs. Chicago	Oct. 3, 2010
	Michael Strahan, at Detroit	Nov. 18, 2007
	Mathias Kiwanuka, vs. Philadelphia	Sept. 30, 2007
	Michael Strahan, at Dallas	Dec. 21, 2003
	Kenny Holmes, at Houston	Nov. 24, 2002
	Michael Strahan, vs. New Orleans	Sept. 30, 2001
	Keith Hamilton, at Arizona	Nov. 26, 2000
	Michael Strahan, vs. Arizona	Nov. 16, 1997
	Michael Strahan, at Green Bay	Sept. 17, 1995
	Keith Hamilton, vs. Tampa Bay	Sept. 12, 1993
	Leonard Marshall, at Phoenix	Nov. 10, 1991
	Lawrence Taylor, vs. Philadelphia	Sept. 9, 1990
	Lawrence Taylor, at Phoenix	Nov. 5, 1989
	George Martin, vs. Phoenix	Dec. 4, 1988
	Lawrence Taylor, at New Orleans	Nov. 27, 1988
	Lawrence Taylor, vs. Detroit	Oct. 16, 1988
	Lawrence Taylor, at Washington	Dec. 7, 1986
	Lawrence Taylor, at Philadelphia	Nov. 9, 1986
	Lawrence Taylor, vs. Washington	Oct. 27, 1986
	Leonard Marshall, at St. Louis	Nov. 24, 1985
	George Martin, at St. Louis	Nov. 24, 1985
	Leonard Marshall, at Philadelphia	Sept. 29, 1985
	Leonard Marshall, vs. Philadelphia	Sept. 8, 1985
	Lawrence Taylor, vs. Dallas	Sept. 9, 1984
	Lawrence Taylor, at Washington	Dec. 17, 1983
	Lawrence Taylor, vs. Philadelphia	Dec. 11, 1982
	George Martin, vs. Houston	Dec. 5, 1982



## SCORING

## OFFENSE

## MOST POINTS

62	vs. Philadelphia	Nov. 26, 1972
56	vs. Philadelphia	Oct. 15, 1933
55	vs. Green Bay	Dec. 20, 1986
	at Baltimore	Nov. 19, 1950

## MOST TOUCHDOWNS

8	vs. Philadelphia	Nov. 26, 1972
	at Baltimore	Nov. 19, 1950
	vs. Philadelphia	Oct. 15, 1933
7	at New Orleans	Nov. 1, 2015
	vs. New Orleans	Dec. 9, 2012
	vs. Green Bay	Dec. 20, 1986
	vs. St. Louis	Dec. 7, 1969
	vs. Washington	Oct. 28, 1962
	vs. Washington	Nov. 5, 1961
	vs. N.Y. Yanks	Dec. 3, 1951
	vs. Chi. Cardinals	Nov. 12, 1950
	at Green Bay	Nov. 21, 1948
	vs. Cleveland	Nov. 16, 1941

## MOST POINT AFTER TOUCHDOWN

8	vs. Philadelphia	Nov. 26, 1972
	vs. Philadelphia	Oct. 15, 1933
7	at New Orleans	Nov. 2, 2015
	vs. New Orleans	Dec. 9, 2012
	vs. Green Bay	Dec. 20, 1986
	vs. St. Louis	Dec. 7, 1969
	vs. Washington	Oct. 28, 1962
	vs. Washington	Nov. 5, 1961
	at Baltimore	Nov. 19, 1950
	at Green Bay	Nov. 21, 1948
	vs. Cleveland Rams	Nov. 16, 1941

## MOST FIELD GOALS ATTEMPTED

6	vs. Washington	Oct. 30, 2005
	at Minnesota	Nov. 16, 1986
	at Washington	Dec. 17, 1983
	at Seattle	Oct. 18, 1981
	at Philadelphia	Nov. 25, 1973
	vs. Philadelphia	Nov. 14, 1954

## MOST FIELD GOALS

6	at Seattle	Oct. 18, 1981
5	vs. Dallas	Sept. 26, 2024
	at Washington	Sept. 16, 2021
	at Tennessee	Dec. 7, 2014
	at Philadelphia	Oct. 27, 2013
	at Dallas	Oct. 28, 2012
	at Carolina	Sept. 20, 2012
	vs. Washington	Oct. 30, 2005
	at Cincinnati	Dec. 26, 2004
	at Minnesota	Nov. 16, 1986
	vs. Tampa Bay	Nov. 3, 1985
	at Washington	Dec. 17, 1983
4	37 times; last time: at Pittsburgh	Oct. 28, 2024

## MOST SAFETIES

2	vs. Washington	Nov. 5, 1961
	at Pittsburgh	Sept. 17, 1950

## DEFENSE

## FEWEST POINTS ALLOWED

0	many times; Last: vs. Tampa Bay (24-0)	Sept. 27, 2009
---	--	----------------

## MOST POINTS ALLOWED

72	at Washington	Nov. 27, 1966
63	at Pittsburgh	Nov. 30, 1952
	vs. Chi. Cardinals	Oct. 17, 1948

## MOST TOUCHDOWNS, ALLOWED

10	at Washington	Nov. 27, 1966
9	at Pittsburgh	Nov. 30, 1952
	vs. Chi. Cardinals	Oct. 17, 1948

## MOST POINTS AFTER TOUCHDOWN, OPPONENT

9	vs. Washington	Nov. 27, 1966
	vs. Pittsburgh	Nov. 30, 1952
	vs. Chi. Cardinals	Oct. 17, 1948

## MOST FIELD GOALS, OPPONENT

7	at Washington	Sept. 15, 2024
7	vs. Dallas	Sept. 15, 2003
5	at Philadelphia	Jan. 8, 2023
	vs. Washington	Sept. 25, 2016

at Minnesota  
vs. Philadelphia  
at Dallas  
43 times; Last: at Dallas

Dec. 27, 2015  
Oct. 6, 2013  
Dec. 17, 1995  
Sept. 14, 2025

## FIRST DOWNS

## OFFENSE

## MOST FIRST DOWNS

34	at Cincinnati	Oct. 13, 1985
33	vs. St. Louis	Dec. 7, 1969
32	vs. Philadelphia	Dec. 30, 2012
31	at Washington	Sept. 25, 2014
	vs. Tampa Bay	Sept. 16, 2012
	vs. New Orleans	Sept. 24, 1995
	at Pittsburgh	Dec. 5, 1948

## FEWEST FIRST DOWNS

0	at Washington	Sept. 27, 1942
	at Green Bay	Oct. 1, 1933

## MOST FIRST DOWNS RUSHING

19	at Baltimore	Nov. 19, 1950
18	at New Orleans	Oct. 27, 1985
	at Philadelphia	Dec. 15, 1956

## MOST FIRST DOWNS PASSING

29	at Cincinnati	Oct. 13, 1985
23	vs. San Francisco	Oct. 11, 2015
22	vs. St. Louis	Dec. 7, 1969
	at Washington	Oct. 1, 1961
	at Pittsburgh	Dec. 5, 1948

## MOST FIRST DOWNS BY PENALTY

10	vs. Denver	Sept. 15, 2013
8	vs. Baltimore	Dec. 15, 2024
6	vs. Seattle	Oct. 22, 2017
	vs. Cincinnati	Oct. 26, 1997
	vs. Baltimore	Sept. 14, 1997
	vs. Atlanta	Nov. 11, 1979
	at Washington	Nov. 27, 1966
	at Philadelphia	Oct. 5, 1957
5	18 occasions, most recently vs. Jets	Oct. 29, 2023

## DEFENSE

## FEWEST FIRST DOWNS ALLOWED

1	at Pittsburgh	Sept. 20, 1933
2	at Philadelphia	Oct. 3, 1937
	vs. Bklyn. Dodgers	Oct. 14, 1934

## MOST FIRST DOWNS ALLOWED

38	at Rams	Nov. 13, 1966
35	at New Orleans	Nov. 1, 2015
32	at Dallas	Sept. 14, 2025
32	at Dallas	Nov. 12, 2023
32	vs. Dallas	Sept. 10, 1978
31	vs. Tampa Bay	Nov. 18, 2018
	at New Orleans	Nov. 28, 2011
	vs. Tennessee	Dec. 1, 2002
	at San Diego	Oct. 19, 1980
29	at Kansas City	Nov. 1, 2021
	vs. Arizona	Oct. 8, 1995
	vs. Washington	Nov. 15, 1981
	at Kansas City	Nov. 3, 1974
	vs. St. Louis	Nov. 4, 1962

## MOST FIRST DOWNS ALLOWED, RUSHING

19	at Seattle	Nov. 9, 2014
	at Buffalo	Nov. 26, 1978
	vs. Green Bay	Oct. 22, 1967
17	vs. St. Louis	Dec. 12, 1976

## MOST FIRST DOWNS ALLOWED, PASSING

24	at New Orleans	Nov. 1, 2015
23	vs. Dallas	Dec. 6, 2009
	at San Diego	Oct. 19, 1980
22	vs. St. Louis	Oct. 2, 2005
21	vs. Jets	Dec. 6, 2015
	at Dallas	Sept. 13, 2015
	at Dallas	Oct. 28, 2012
	vs. Green Bay	Dec. 4, 2011
	at Arizona	Nov. 23, 2008
	vs. Tennessee	Dec. 1, 2002
20	vs. Carolina	Dec. 20, 2015
	vs. Dallas	Oct. 6, 1985
	at L.A. Rams	Nov. 13, 1966
	at San Francisco	Sept. 30, 1956

19	vs. Chicago Bears	Oct. 23, 1949
	vs. San Francisco	Sept. 27, 2020
	at Indianapolis	Dec. 23, 2018
	vs. Seattle	Oct. 22, 2017
	at Green Bay	Dec. 26, 2010
	vs. Green Bay	Sept. 16, 2007
	at Oakland	Dec. 31, 2005
	at New Orleans	Sept. 19, 2005
	vs. San Diego	Oct. 2, 1983

## NET YARDS

## OFFENSE

## MOST YARDS GAINED

609	vs. N.Y. Yanks	Dec. 3, 1950
604	vs. Tampa Bay	Sept. 16, 2012
602	vs. Washington	Oct. 28, 1962
568	vs. San Francisco	Nov. 17, 1963
552	at Washington	Dec. 22, 2019
549	vs. Chi. Cardinals	Nov. 12, 1950
535	vs. New Orleans	Oct. 8, 1967
526	vs. Cleveland	Dec. 6, 1959
525	vs. San Francisco	Oct. 11, 2015
524	vs. Green Bay	Jan. 6, 2002
523	vs. Seattle	Oct. 5, 2008

## DEFENSE

## FEWEST YARDS ALLOWED

48	at Bklyn. Dodgers	Oct. 17, 1943
62	at Pittsburgh	Sept. 20, 1933
66	vs. Pittsburgh	Dec. 8, 1935

## MOST YARDS ALLOWED

682	vs. Chi. Bears	Nov. 14, 1943
640	at Dallas	Nov. 12, 2023
608	at New Orleans	Nov. 2, 2015
577	at New Orleans	Nov. 28, 2011
572	at L.A. Rams	Nov. 13, 1966
567	at San Diego	Oct. 19, 1980

## RUSHING

## OFFENSE

## MOST RUSHING ATTEMPTS

61	at Philadelphia	Oct. 3, 1937
60	at Philadelphia	Nov. 20, 1983
	vs. St. Louis	Dec. 4, 1977
59	vs. Philadelphia	Nov. 10, 1946
	vs. Green Bay	Nov. 11, 1934

## MOST YARDS RUSHING

423	at Baltimore	Nov. 19, 1950
377	vs. N.Y. Yanks	Dec. 3, 1950
351	vs. Washington	Nov. 29, 1959
309	vs. Chi. Cardinals	Nov. 12, 1950
301	vs. Carolina	Dec. 21, 2008

## MOST TOUCHDOWNS RUSHING

6	at Baltimore	Nov. 19, 1950
5	vs. New Orleans	Sept. 24, 1995
	at Chi. Cardinals	Sept. 28, 1958
	vs. Philadelphia	Oct. 15, 1933

## DEFENSE

## FEWEST ATTEMPTS, OPPONENT

7	at Houston	Dec. 8, 1985
9	at Washington	Nov. 8, 2020
	at Philadelphia	Nov. 20, 1983
	at Philadelphia	Oct. 3, 1937
10	at Tampa Bay	Sept. 27, 2009
11	at Seattle	Oct. 6, 2024
	at Detroit	Nov. 18, 2007
	vs. Philadelphia	Oct. 29, 2000
	vs. Miami	Sept. 23, 1990
	at Dallas	Sept. 16, 1990
12	at Philadelphia	Sept. 10, 2000
	vs. New York Jets	Dec. 15, 1999
	at New Orleans	Dec. 20, 1993
	at Washington	Oct. 10, 1993
	vs. L.A. Rams	Sept. 19, 1993
	at St. Louis	Nov. 24, 1985
	vs. New Orleans	Oct. 8, 1972

## MOST ATTEMPTS, OPPONENT

60	at Washington	Dec. 9, 1945
58	at Washington	Nov. 18, 1956
	at Philadelphia	Oct. 5, 1947

## FEWEST YARDS ALLOWED

-24	at Bklyn. Dodgers	Oct. 17, 1943
-1	vs. Chi. Cardinals	Oct. 18, 1953
6	at Cleveland	Nov. 6, 1960

## MOST YARDS ALLOWED

420	at Boston (Redskins)	Oct. 8, 1933
366	at Buffalo	Nov. 26, 1978
350	at Seattle	Nov. 9, 2014
341	at Detroit	Nov. 15, 1936

## MOST RUSHING TOUCHDOWNS ALLOWED

5	at Seattle	Nov. 9, 2014
	at Buffalo	Nov. 26, 1978
	vs. Green Bay	Oct. 22, 1967

## PASSING

## OFFENSE

## MOST PASSES ATTEMPTED

63	at Philadelphia	Dec. 22, 2016
62	at Cincinnati	Oct. 13, 1985
59	at New England	Oct. 12, 2003
	vs. Green Bay	Jan. 6, 2002
57	vs. Philadelphia	Dec. 17, 2017
54	vs. San Francisco	Oct. 11, 2015
	vs. Philadelphia	Nov. 22, 1992
53	vs. Philadelphia	Dec. 28, 2014
	vs. Washington	Dec. 16, 2007
	at Seattle	Nov. 27, 2005
	vs. Dallas	Sept. 21, 1998
	at Pittsburgh	Dec. 5, 1948
52	vs. Indianapolis	Nov. 3, 2014
	vs. Philadelphia	Oct. 6, 2013
	at Washington	Oct. 28, 2001
	vs. Seattle	Dec. 11, 1983
51	vs. L.A. Rams	Oct. 17, 2021
	at Washington	Nov. 29, 2015
	vs. Tampa Bay	Sept. 16, 2012
	vs. Dallas	Sept. 15, 2003
	vs. Detroit	Nov. 19, 2000
	vs. Minnesota	Dec. 26, 1999
	at Dallas	Dec. 15, 1985
	vs. San Diego	Oct. 2, 1983
	at St. Louis	Dec. 26, 1982

## MOST PASSES COMPLETED

41	vs. San Francisco	Oct. 11, 2015
40	at Cincinnati	Oct. 13, 1985
38	at Philadelphia	Dec. 22, 2016
37	vs. Philadelphia	Dec. 17, 2017
36	vs. Green Bay	Jan. 6, 2002
	at Pittsburgh	Dec. 5, 1948
35	at Philadelphia	Sept. 24, 2017
	at New England	Oct. 12, 2003
34	vs. Tennessee	Sept. 26, 2010
33	at Dallas	Sept. 8, 2019
	at Dallas	Sept. 16, 2018
	at New Orleans	Nov. 28, 2011
	vs. Dallas	Nov. 14, 2010
32	vs. Baltimore	Oct. 16, 2016
	vs. New Orleans	Sept. 18, 2016
	at Washington	Oct. 28, 2001
31	vs. New Orleans	Sept. 20, 2018
	vs. Dallas	Dec. 10, 2017
	vs. Tampa Bay	Sept. 16, 2012
	vs. Miami	Oct. 30, 2011
	at Philadelphia	Sept. 17, 2006
	vs. Miami	Oct. 5, 2003
	vs. Minnesota	Dec. 26, 1999
	vs. San Diego	Oct. 2, 1983
30	at Dallas	Sept. 14, 2025
	at Minnesota	Dec. 24, 2022
	vs. Washington	Oct. 30, 2018
	at Tampa Bay	Oct. 1, 2017
	at New Orleans	Nov. 1, 2015
	at Dallas	Jan. 2, 2000
	at St. Louis	Dec. 13, 1987
	vs. Philadelphia	Dec. 19, 1971

29	vs. Dallas	Sept. 26, 2024
	vs. L.A. Rams	Oct. 17, 2021
	vs. Carolina	Dec. 20, 2015
	vs. Dallas	Nov. 23, 2014
	at Seattle	Nov. 9, 2014
	at Cincinnati	Nov. 11, 2012
	vs. Carolina	Dec. 27, 2009
	at Dallas	Sept. 9, 2017
	at Seattle	Nov. 17, 2005
	vs. Detroit	Nov. 19, 2000
	vs. Rams	Sept. 25, 1988
	vs. Seattle	Dec. 11, 1983
	at St. Louis	Dec. 26, 1982

## MOST YARDS GAINED PASSING (NET)

510	vs. Tampa Bay	Sept. 16, 2012
505	vs. Washington	Oct. 28, 1962
443	at Cincinnati	Oct. 13, 1985
441	vs. San Francisco	Oct. 11, 2015
429	vs. Philadelphia	Dec. 17, 2017
	vs. Philadelphia	Dec. 28, 2014
428	at Dallas	Sept. 8, 2013
422	at Dallas	Sept. 14, 2025
403	vs. Dallas	Oct. 6, 1985
402	at New Orleans	Oct. 3, 2021
401	vs. Cleveland	Dec. 6, 1959
400	at Dallas	Dec. 11, 2011
397	vs. Baltimore	Oct. 16, 2016

## MOST TOUCHDOWNS PASSING

7	vs. Washington	Oct. 28, 1962
6	at New Orleans	Nov. 1, 2015
	vs. Dallas	Dec. 16, 1962

## MOST PASSES HAD INTERCEPTED

7	at Pittsburgh	Nov. 30, 1952
5	on many occasions, most recently vs. Seattle	Dec. 15, 2013

## DEFENSE

### FEWEST ATTEMPTS, OPPONENT

3	at Detroit	Sept. 23, 1934
4	vs. Bklyn. Dodgers	Dec. 7, 1941

### MOST ATTEMPTS, OPPONENT

62	at Dallas	Oct. 28, 2012
	vs. St. Louis	Oct. 2, 2005
61	at Carolina	Dec. 10, 2006
60	at Washington	Nov. 23, 1997
59	vs. Chi. Bears	Oct. 23, 1949
57	at Philadelphia	Sept. 23, 1962

### FEWEST COMPLETIONS ALLOWED

0	at Washington	Dec. 11, 1960
1	many games; Last: vs. Brooklyn	Dec. 6, 1942

### MOST COMPLETIONS ALLOWED

41	vs. Dallas	Dec. 6, 2009
40	at New Orleans	Nov. 1, 2015
38	at Dallas	Sept. 14, 2025
	vs. St. Louis	Oct. 2, 2005
36	vs. Jets	Dec. 6, 2015
	at Dallas	Sept. 13, 2015
	at Dallas	Sept. 8, 2013
	at Dallas	Oct. 28, 2012
35	vs. St. Louis	Sept. 7, 2003
34	at Minnesota	Dec. 24, 2022
	at Washington	Sept. 16, 2021
	vs. Carolina	Dec. 10, 2006
	vs. Dallas	Oct. 5, 1997
	vs. Chicago	Oct. 23, 1949
33	at Dallas	Nov. 12, 2023
	at Philadelphia	Dec. 9, 2019
	at Philadelphia	Sept. 23, 1962
32	at Tampa Bay	Nov. 22, 2021
	at Los Angeles	Oct. 23, 2016
	vs. New England	Dec. 29, 2007
	vs. Arizona	Sept. 11, 2005
	vs. Washington	Sept. 18, 1994
	at San Francisco	Dec. 1, 1986

### FEWEST YARDS ALLOWED (NET)

13	at Philadelphia	Dec. 11, 1977
16	at Washington	Dec. 11, 1960
0	at Chi. Cardinals	Nov. 22, 1959

### MOST YARDS ALLOWED, NET

505	at New Orleans	Nov. 1, 2015
488	vs. Chi. Bears	Nov. 14, 1943
472	at Dallas	Nov. 12, 2023

460	at Philadelphia	Nov. 8, 1953
456	at San Diego	Oct. 19, 1980
<b>MOST TOUCHDOWNS ALLOWED</b>		
7	at New Orleans	Nov. 1, 2015
	vs. Chi. Bears	Nov. 14, 1943
6	vs. Cleveland	Dec. 12, 1964

## INTERCEPTIONS

### MOST INTERCEPTIONS BY GIANTS

8	at N.Y. Yanks	Dec. 16, 1951
	at Green Bay	Nov. 21, 1948
7	vs. Washington	Dec. 8, 1963

### MOST YARDS, RETURNS

144	at Philadelphia	Sept. 13, 1941
138	at Dallas	Oct. 15, 1961
137	at Washington	Oct. 29, 1995

### MOST RETURNS FOR TOUCHDOWNS

2	at Buffalo	Dec. 23, 2007
	at Detroit	Oct. 27, 1996
	vs. Washington	Dec. 8, 1963
	vs. Washington	Dec. 4, 1938

## PUNTS

### MOST PUNTS

15	at Chicago Bears	Nov. 17, 1935
14	at Detroit	Nov. 7, 1943
	at Brooklyn	Nov. 26, 1936
13	vs. Jets	Oct. 29, 2023
	at Washington	Nov. 23, 1997
	vs. Philadelphia	Nov. 24, 1935
	at Detroit	Sept. 23, 1934

### MOST YARDS PUNTING

607	at Detroit	Sept. 23, 1934
602	at Brooklyn	Nov. 26, 1936
597	at Chicago Bears	Nov. 17, 1935
583	at Detroit	Nov. 7, 1943
549	vs. Jets	Oct. 29, 2023
537	at Washington	Nov. 23, 1997

## PUNT RETURNS

### MOST PUNT RETURNS

9	at Philadelphia	Dec. 6, 1987
	at Philadelphia	Nov. 20, 1983
	vs. Philadelphia	Dec. 11, 1982
	at Philadelphia	Dec. 12, 1954
	vs. N.Y. Yanks	Dec. 3, 1950
8	at Washington	Jan. 1, 2017
	vs. L.A. Rams	Oct. 23, 2016
	at Dallas	Nov. 4, 1984
	at Washington	Sept. 13, 1981
	at St. Louis	Dec. 15, 1974
	vs. Green Bay	Nov. 1, 1959

### MOST FAIR CATCHES

7	vs. Philadelphia	Dec. 28, 2014
6	at Atlanta	Oct. 15, 2007
	vs. Minnesota	Oct. 31, 1971
5	at Minnesota	Dec. 13, 2010
	at Dallas	Sept. 8, 1996
	vs. Philadelphia	Nov. 20, 1988

### MOST YARDS GAINED

149	vs. Chi. Cardinals	Oct. 14, 1951
143	vs. Philadelphia	Dec. 11, 1982
123	vs. Dallas	Oct. 18, 1999
114	vs. Raiders	Dec. 24, 1989

## KICKOFF RETURNS

### MOST KICKOFF RETURNS

12	at Washington	Nov. 27, 1966
10	vs. Chi. Cardinals	Oct. 17, 1948
9	at Minnesota	Jan. 3, 2010

	at Dallas	Sept. 18, 1966
	at Pittsburgh	Nov. 30, 1952
8	at Minnesota	Dec. 27, 2015
	at Green Bay	Dec. 26, 2010
	vs. Philadelphia	Dec. 13, 2009
	at Philadelphia	Nov. 1, 2009
	vs. N.E.	Dec. 29, 2007
	vs. Pittsburgh	Dec. 18, 2004

## MOST YARDS GAINED

287	vs. New Orleans	Dec. 9, 2012
274	at Washington	Nov. 27, 1966
263	vs. Rams	Nov. 14, 1948
259	vs. Pittsburgh	Dec. 18, 2004
236	at Cleveland	Dec. 4, 1966

## FUMBLES

### MOST FUMBLES

9	at Buffalo	Oct. 20, 1975
8	vs. San Francisco	Dec. 1, 1957
7	vs. Philadelphia	Dec. 28, 2002
	vs. Philadelphia	Oct. 18, 1964
	vs. Washington	Nov. 5, 1950

### MOST OWN FUMBLES RECOVERED

6	at Buffalo	Oct. 20, 1975
5	vs. Dallas	Oct. 27, 1974
	vs. Philadelphia	Oct. 18, 1964
	vs. Washington	Nov. 5, 1950
	at Philadelphia	Nov. 3, 1946
	vs. Pittsburgh	Oct. 21, 1945

### MOST OPPONENTS' FUMBLES RECOVERED

6	at Pittsburgh	Sept. 17, 1950
5	at Dallas	Oct. 11, 1971
4	many times, most recently vs. Washington	Dec. 5, 2010

## PENALTIES

### MOST PENALTIES

17	at Washington	Oct. 9, 1949
	vs. Boston Yankees	Nov. 28, 1948
16	at Seattle	Nov. 27, 2005
15	at Washington	Sept. 21, 2003
	at Minnesota	Nov. 19, 2001
	at Oakland	Sept. 13, 1998
	at Buffalo	Oct. 18, 1987
14	at Dallas	Sept. 14, 2025
	vs. Chicago	Nov. 7, 2004
	vs. Detroit	Oct. 30, 1994

### MOST YARDS PENALIZED

177	at Washington	Oct. 9, 1949
175	vs. Boston	Oct. 19, 1947
160	at Dallas	Sept. 14, 2025
150	at Minnesota	Nov. 19, 2001
	at Detroit	Nov. 2, 1947
149	at St. Louis	Dec. 21, 2014
145	at Buffalo	Oct. 18, 1987

## SCORING

### OFFENSE

#### MOST POINTS

448 1963  
429 2012  
427 2008  
422 2005  
420 2015  
402 2009  
399 1985  
398 1962

#### FEWEST POINTS

79 1928  
93 1932  
115 1936

#### MOST TOUCHDOWNS

57 1963  
49 1962, 1967  
48 1985, 2010  
47 2011, 2012, 2015  
46 1961, 2009  
45 2005, 2008

#### FEWEST TOUCHDOWNS

12 1928  
14 1932  
15 1937  
16 1925, 1936, 1940

#### MOST TOUCHDOWNS RUSHING

27 1930  
24 1985  
21 1950  
20 1992

#### FEWEST TOUCHDOWNS RUSHING

3 1932  
4 1936, 1937, 1987, 1996

#### MOST TOUCHDOWNS PASSING

39 1963  
36 2015  
35 1962  
33 1967

#### FEWEST TOUCHDOWNS PASSING

0 1928  
4 1926  
5 1934

#### MOST TOUCHDOWNS ON RETURNS

10 1951  
6 1944, 1947, 1948, 1949, 1961, 1963, 1996, 2007, 2015

#### MOST POINTS AFTER TOUCHDOWN

52 1963  
47 1962  
46 1961, 2012  
45 1967, 1985, 2009

#### FEWEST POINTS AFTER TOUCHDOWN

4 1928  
7 1932  
8 1925

#### MOST FIELD GOAL ATTEMPTS

42 2005, 1983  
41 1970  
39 2012  
38 2008  
1989  
1981

#### MOST FIELD GOALS

35 2008, 2005, 1983  
33 2012  
32 2018  
30 2020  
2015  
29 1989, 2021  
27 2009  
26 1986, 1993, 2002  
25 1970, 1999  
24 1981, 1988, 1991, 1996, 2014  
23 2001, 2006, 2007, 2013, 2024

#### FEWEST FIELD GOALS

0 1932  
1 1926, 1928, 1930, 1931, 1936, 1948

#### HIGHEST FIELD GOAL PERCENTAGE

97.0 2018  
96.9 2020  
95.5 2016  
93.8 2015  
92.3 2014  
92.1 2008  
88.9 1996  
88.7 2013  
87.9 2021  
85.2 2006, 2007  
84.6 2012

#### MOST SAFETIES

3 2008, 1927  
2 1944, 1950, 1953, 1961, 1989, 1994, 1996, 2011

## DEFENSE

#### FEWEST POINTS ALLOWED

20 1927  
51 1926  
67 1925  
75 1944

#### MOST POINTS ALLOWED

501 1966  
451 2019  
442 2015  
427 2009  
425 1980  
416 2021  
415 2024  
412 2018  
407 2023

#### FEWEST TOUCHDOWNS ALLOWED

3 1927  
7 1926  
8 1925

#### MOST TOUCHDOWNS ALLOWED

66 1966  
55 1980  
54 1948, 2009, 2019

#### MOST POINTS AFTER TOUCHDOWN ALLOWED

63 1966  
52 1948  
51 1980

#### MOST FIELD GOALS ALLOWED

34 2016, 2021  
31 2015, 2018  
29 1991, 1994, 2013, 2014, 2024  
28 1995, 2003, 2017  
26 2012  
25 1988, 2011, 2019, 2023  
24 1999  
23 1987, 1998, 2001, 2010

#### MOST SAFETIES BY OPPONENT

3 1984  
2 1965, 2010

## FIRST DOWNS

### OFFENSE

#### MOST FIRST DOWNS

356 1985  
338 2008  
336 2014  
331 2010, 2011, 2015  
327 2012  
324 1986  
323 2002, 2009  
321 2007  
317 1988  
312 2005  
310 1984, 2000  
308 1999  
304 2006  
300 1993, 2003

#### MOST FIRST DOWNS RUSHING

138 1985  
130 2008  
127 1986, 1993

125 1978  
124 1956

## MOST FIRST DOWNS PASSING

218 2014  
216 2011  
208 2015, 2018  
198 1984  
197 1999  
195 2000, 2002  
194 2009  
192 1985, 2010  
190 2016

## MOST FIRST DOWNS BY PENALTY

46 2015  
38 2021  
37 2012  
36 1997  
35 2007, 2014, 2019  
34 2005  
33 2004  
32 2008, 1992  
31 2011

## DEFENSE

### FEWEST FIRST DOWNS ALLOWED

104 1938  
106 1937  
116 1941

### MOST FIRST DOWNS ALLOWED

367 2015  
365 2021  
353 2020  
352 2023  
346 2018  
343 2019  
338 2011  
336 1980  
335 1995  
327 2013

### FEWEST FIRST DOWNS RUSHING ALLOWED

55 1982  
58 1938  
59 1937

### MOST FIRST DOWNS RUSHING ALLOWED

156 1980  
155 1978  
137 1975

### FEWEST FIRST DOWNS PASSING ALLOWED

41 1937  
43 1938  
47 1941

### MOST FIRST DOWNS PASSING ALLOWED

236 2015  
216 2021  
211 2019  
210 2011  
205 2018  
198 2013  
196 2012  
195 1997  
191 2016

## NET YARDS

### OFFENSE

#### MOST YARDS GAINED

6,161 2011  
6,085 2010  
5,956 2015  
5,884 1985  
5,875 2014  
5,856 2009  
5,787 2005  
5,697 2018  
5,695 2008  
5,687 2012  
5,416 2019  
5,378 1986

## DEFENSE

### FEWEST YARDS ALLOWED

2,029 1938  
2,054 1935  
2,169 1937  
2,219 1940

### MOST YARDS ALLOWED

6,725 2015  
6,149 2023  
6,134 2012  
6,037 2019  
6,032 2021  
6,022 2011  
6,012 2014  
5,971 2017  
5,942 2018  
5,896 2024

## RUSHING

### OFFENSE

#### MOST RUSHING ATTEMPTS

581 1985  
580 1978  
567 1934

#### FEWEST RUSHING ATTEMPTS

244 1982  
316 1945  
362 1948  
366 1947

#### MOST YARDS RUSHING

2,518 2008  
2,451 1985  
2,336 1950  
2,304 1978

#### FEWEST YARDS RUSHING

769 1945  
842 1982  
1,049 1953

#### MOST TOUCHDOWNS RUSHING

27 1930  
24 1985  
21 1950  
20 1992  
19 2008  
18 1956, 1986, 2004, 2012

## DEFENSE

#### FEWEST ATTEMPTS, OPPONENT

301 1982  
350 1986  
359 2000  
366 1943

#### MOST ATTEMPTS, OPPONENT

640 1978  
618 1979  
584 1980  
580 2005  
560 1976

#### FEWEST YARDS ALLOWED

913 1951  
977 1940  
1,000 1944  
1,006 1943

#### MOST YARDS ALLOWED

2,656 1978  
2,507 1980  
2,452 1979  
2,422 1975

#### FEWEST TOUCHDOWNS ALLOWED

1 1927  
2 1944  
3 1926, 1938

#### MOST TOUCHDOWNS ALLOWED

31 1980  
25 1948, 1978  
24 2023



## PASSING

### OFFENSE

#### MOST PASSES ATTEMPTED

623 2015  
616 2003  
608 2017  
607 2014, 2019  
602 1999  
598 2016  
593 2021  
591 2024  
589 2011  
583 2018

#### FEWEST PASSES ATTEMPTED

125 1944  
148 1942  
149 1934  
1943

#### MOST PASSES COMPLETED

392 2015  
383 2014  
382 2018  
377 2016  
376 2019  
373 2017  
366 2024  
359 2011  
351 2021  
350 1999

#### FEWEST PASSES COMPLETED

47 1944  
63 1943  
64 1934  
67 1942

#### HIGHEST COMPLETION PERCENTAGE

65.5 2018  
65.3 2023  
63.1 2014  
63.0 2016  
62.9 2010, 2015  
62.4 2009  
62.1 2020  
61.9 2019, 2024  
61.6 2002  
61.3 2017

#### MOST YARDS GAINED (NET)

4,734 2011  
4,347 2015  
4,272 2014  
4,047 2018  
4,019 2009  
3,951 2002  
3,885 2010  
3,879 2016  
3,825 2012  
3,719 1999  
3,731 2019

#### MOST TOUCHDOWN PASSES

39 1963  
36 2015  
35 1962  
33 1967  
31 2010

#### MOST PASSES HAD INTERCEPTED

34 1953  
31 1966  
1983

#### FEWEST PASSES HAD INTERCEPTED

5 1990  
8 1969, 1991

### DEFENSE

#### FEWEST ATTEMPTS, OPPONENT

149 1963  
182 1937  
184 1934

#### MOST ATTEMPTS, OPPONENT

638 2015  
630 2016  
611 2021  
601 2013  
596 1997  
589 2011  
587 1986  
585 2000  
582 2023  
574 2020

#### FEWEST COMPLETIONS, OPPONENTS

54 1934  
60 1936  
62 1933

#### MOST COMPLETIONS, OPPONENT

423 2015  
402 2021  
388 2020  
371 2023  
369 2016, 2019  
362 2018  
361 2011, 2013  
349 2024  
347 2017  
341 2012

#### FEWEST YARDS ALLOWED (NET)

744 1934  
809 1933  
914 1938

#### MOST YARDS ALLOWED (NET)

4,783 2015  
4,260 2016  
4,225 2019  
4,082 2011  
4,068 2012  
4,044 2018  
4,038 2017  
4,018 2016  
3,898 2023  
3,850 2014  
3,839 2021

#### FEWEST TOUCHDOWNS ALLOWED

2 1927  
3 1939, 1944

#### MOST TOUCHDOWNS ALLOWED

36 1966  
32 2017  
31 2015  
30 2019  
28 1964, 2004, 2011  
27 2021

## INTERCEPTIONS

#### MOST INTERCEPTIONS

41 1951  
39 1948  
35 1939

#### FEWEST INTERCEPTIONS

5 2024  
10 2003  
11 2002  
12 1976, 1977, 1982, 1991  
13 1945, 2009, 2017

#### MOST YARDS, RETURNS

569 1941  
561 1948  
549 1944

#### FEWEST YARDS, RETURNS

52 2024  
62 1976  
91 1974  
93 2002  
110 2010  
113 1980, 2004

#### MOST TOUCHDOWNS, RETURNS

5 1963

## SACKS

### MOST SACKS

68	1985
59	1986
55	1987
54	1997, 1998
53	2007

## PUNTING

### MOST PUNTS

112	1997
104	1979
102	1996
101	1998
100	1977

### FEWEST PUNTS

47	1972
49	1960, 1982
50	1945, 1946
53	1945, 1946
	1966

### MOST YARDS

4,566	1998
4,531	1997
4,445	1979
4,372	2023
4,297	2016
4,289	1996

### HIGHEST PUNTING AVERAGE

47.5	2012
46.9	2013
46.6	1959
46.2	2016
46.0	2023
45.7	2011
45.5	2014
45.4	1964, 2018

### HIGHEST NET PUNT AVERAGE (SINCE 1976)

42.3	2019, 2023
41.8	2018
40.9	2016
40.3	2024
40.2	2008

## PUNT RETURNS

### MOST PUNT RETURNS

64	1981
55	1953, 1983, 1984, 1987

### MOST YARDS GAINED

717	1941
675	1951
626	1938

### HIGHEST RETURN AVERAGE

15.3	1941
14.1	1951
13.3	1943

## KICKOFF RETURNS

### MOST KICKOFF RETURNS

80	1966
73	1994
72	2003
71	1980, 1983, 2009
70	2006

### MOST YARDS GAINED

1,688	1,688
1,658	1,658
1,648	1,648
1,616	1,616
1,579	1,579
1,529	1,529
1,502	1,502

### HIGHEST RETURN AVERAGE

28.3	2024
27.4	1944
26.3	1953
26.2	2012
26.0	1946

## FUMBLES

### MOST FUMBLES

49	1960
44	1964, 1975
40	1961, 2001

### MOST OWN FUMBLES RECOVERED

23	1960
21	1964, 1975, 1981

### MOST OPPONENTS' FUMBLES RECOVERED

27	1950
26	1946
23	1980, 2010

## PENALTIES

### MOST PENALTIES

143	2005
127	2003
124	1998
122	1979
118	2004
116	1997
114	2018

### MOST YARDS PENALIZED

1,115	2005
1,090	2003
1,047	1979
1,020	1983
1,016	1978

## SERVICE

## MOST GAMES, CAREER

15	Lawrence Taylor
12	Eli Manning
11	Carl Banks
	Leonard Marshall
	Bart Oates
	Gary Reasons
	William Roberts
	Amani Toomer
	Perry Williams
	Brandon Jacobs
	David Diehl
	Kareem McKenzie
	Chris Snee
11	Chase Blackburn
	Phil Simms
	Michael Strahan
	Justin Tuck
	Osi Umenyiora
	Corey Webster
	Zak DeOssie

## SCORING

## MOST POINTS, CAREER

59	Lawrence Tynes
52	Amani Toomer
36	Brad Daluiso
	Ken Strong
30	Brandon Jacobs
	Matt Bahr
26	Raul Allegre

## MOST POINTS, GAME

18	Amani Toomer, at San Fran.	Jan. 5, 2003
17	Ken Strong, vs. Chi. Bears	Dec. 9, 1934
16	Brad Daluiso, vs. Minn.	Dec. 27, 1997

## TOUCHDOWNS

## MOST TOUCHDOWNS, CAREER

7	Amani Toomer
5	Brandon Jacobs
4	Joe Morris
	Ken Strong
	Hakeem Nicks
3	Plaxico Burress
	Ottis Anderson
	Mark Bavaro
	Frank Gifford

## MOST TOUCHDOWNS, GAME

3	Amani Toomer, at San Fran.	Jan. 5, 2003
2	Ken Strong, vs. Chicago	Dec. 9, 1943
	Alex Webster, vs. Chicago	Dec. 30, 1956
	Johnny Perkins, at San Fran.	Jan. 3, 1982
	Joe Morris, vs. San Francisco	Jan. 4, 1987
	Rodney Hampton, vs. Minn.	Jan. 9, 1994
	Ike Hilliard, vs. Minnesota	Jan. 14, 2001
	Amani Toomer, at Dallas	Jan. 13, 2008
	Hakeem Nicks, vs. Atlanta	Jan. 8, 2012
	Hakeem Nicks, at Green Bay	Jan. 15, 2012
	Saquon Barkley, at Minnesota	Jan. 15, 2023

## POINT AFTER TOUCHDOWNS

## MOST EXTRA POINT ATTEMPTS, CAREER

20	Lawrence Tynes
15	Raul Allegre
9	Brad Daluiso, Ken Strong
6	Matt Bahr, Joe Danelo

## MOST EXTRA POINT ATTEMPTS, GAME

7	Raul Allegre, vs. San Fran.	Jan. 4, 1987
6	Ben Agajanian, vs. Chicago	Dec. 30, 1956
5	Raul Allegre, vs. Denver	Jan. 25, 1987
	Brad Daluiso, vs. Minn.	Jan. 14, 2001
	Matt Bryant, at San Fran.	Jan. 5, 2003

## MOST EXTRA POINTS MADE, CAREER

20	Lawrence Tynes
14	Raul Allegre
9	Brad Daluiso, Ken Strong
6	Matt Bahr, Joe Danelo

## MOST EXTRA POINTS MADE, GAME

7	Raul Allegre, vs. San Fran.	Jan. 4, 1987
5	Ben Agajanian, vs. Chi.	Dec. 30, 1956
	Brad Daluiso, vs. Minnesota	Jan. 14, 2001
	Matt Bryant, at San Francisco	Jan. 5, 2003
4	Raul Allegre, vs. Denver	Jan. 25, 1987
	Matt Bahr, vs. Chicago	Jan. 13, 1991
	Lawrence Tynes, at Green Bay	Jan. 15, 2012
	<b>Graham Gano, at Minnesota</b>	<b>Jan. 15, 2023</b>

## MOST TWO-POINT CONVERSIONS

None

## FIELD GOALS

## MOST FIELD GOAL ATTEMPTS, CAREER

17	Lawrence Tynes
10	Brad Daluiso
9	Matt Bahr
5	Ward Cuff
	Ali Haji-Sheikh
	Eric Schubert
	Pat Summerall

## MOST FIELD GOAL ATTEMPTS, GAME

6	Matt Bahr, at San Francisco	Jan. 20, 1991
5	John Carney, vs. Philadelphia	Jan. 11, 2009
	Brad Daluiso, vs. Minnesota	Dec. 27, 1997
	Lawrence Tynes, at Green Bay	Jan. 20, 2008
4	Eric Schubert, vs. San Fran.	Dec. 29, 1985
	Lawrence Tynes, at Green Bay	Jan. 15, 2012

## MOST FIELD GOALS MADE, CAREER

13	Lawrence Tynes
9	Brad Daluiso
8	Matt Bahr
5	Pat Summerall

## MOST FIELD GOALS MADE, GAME

5	Matt Bahr, at San Francisco	Jan. 20, 1991
	Brad Daluiso, vs. Minn.	Dec. 27, 1997
3	Pat Summerall, at Baltimore	Dec. 27, 1959
	Ali Haji-Sheikh, at L.A. Rams	Dec. 23, 1984
	Lawrence Tynes, at Green Bay	Jan. 20, 2008
	John Carney, vs. Philadelphia	Jan. 11, 2009
	Lawrence Tynes, at Green Bay	Jan. 15, 2012
2	By many	

## HIGHEST FIELD GOAL PCT., CAREER (MIN.: 5 FGA)

1.000	Pat Summerall (5-5)
.900	Brad Daluiso (9-10)
.889	Matt Bahr (8-9)

## LONGEST FIELD GOAL

51	Brad Daluiso, vs. Minnesota	Dec. 27, 1997
48	Joe Danelo, at San Francisco	Jan. 3, 1982
47	Eric Schubert, vs. San Fran.	Dec. 29, 1985
	Raul Allegre, vs. Washington	Jan. 11, 1987
	Lawrence Tynes, at Green Bay	Jan. 20, 2008

## SAFETIES

## MOST SAFETIES

1	George Martin, vs. Denver	Jan. 25, 1987
	Team, vs. Philadelphia	Jan. 11, 2009

## RUSHING

## ATTEMPTS

## MOST RUSH ATTEMPTS, CAREER

140	Joe Morris
120	Brandon Jacobs
111	Ahmad Bradshaw
94	Tiki Barber
93	Ottis Anderson

## MOST RUSH ATTEMPTS, GAME

33	Rob Carpenter, at Phil.	Dec. 27, 1981
	Rodney Hampton, vs. Minn.	Jan. 9, 1994
29	Joe Morris, vs. Washington	Jan. 11, 1987
28	Joe Morris, vs. San Fran.	Dec. 29, 1985

## YARDS

## MOST RUSH YARDS, CAREER

553	Joe Morris
480	Ahmad Bradshaw
461	Brandon Jacobs
375	Ottis Anderson
338	Tiki Barber

## MOST RUSH YARDS, GAME

161	Rob Carpenter, at Phil.	Dec. 27, 1981
	Rodney Hampton, vs. Minn.	Jan. 9, 1994
159	Joe Morris, vs. San Francisco	Jan. 4, 1987
141	Joe Morris, vs. San Fran.	Dec. 29, 1985

## LONGEST RUSH

51	Rodney Hampton, vs. Minn.	Jan. 9, 1994
45	Joe Morris, vs. San Francisco	Jan. 4, 1987
42	Ken Strong, vs. Chicago	Dec. 9, 1934

## HIGHEST RUSH AVERAGE, CAREER (MIN.: 50 ATTEMPTS)

4.32	Ahmad Bradshaw (111-480)
4.03	Ottis Anderson (93-375)
3.95	Joe Morris (140-553)
3.88	Rodney Hampton (50-194)
3.84	Brandon Jacobs (120-461)

## HIGHEST RUSH AVERAGE, GAME (MIN.: 10 ATTEMPTS)

6.63	Joe Morris, vs. San Fran. (24-159)	Jan. 4, 1987
6.57	Brandon Jacobs vs. Atlanta (14-92)	Jan. 8, 2012
6.33	Choo Choo Roberts, at Clev. (12-76)	Dec. 17, 1950
5.75	Tiki Barber, vs. Minn. (12-69)	Jan. 14, 2001

## TOUCHDOWNS

### MOST RUSH TOUCHDOWNS, CAREER

4	Joe Morris
	Brandon Jacobs
3	Ottis Anderson
2	Saquon Barkley
	Ahmad Bradshaw
	Rodney Hampton
	Ken Strong
	Mel Triplett
	Alex Webster

### MOST RUSH TOUCHDOWNS, GAME

2	Ken Strong, vs. Chicago	Dec. 9, 1934
	Alex Webster, vs. Chicago	Dec. 30, 1956
	Joe Morris, vs. San Francisco	Jan. 4, 1987
	Rodney Hampton, vs. Minnesota	Jan. 9, 1994
	Saquon Barkley, at Minnesota	Jan. 15, 2023

## PASSING

### ATTEMPTS

### MOST PASS ATTEMPTS, CAREER

400	Eli Manning
279	Phil Simms
140	Kerry Collins
92	Charlie Conerly

### MOST PASS ATTEMPTS, GAME

58	Eli Manning, at San Fran.	Jan. 22, 2012
44	Eli Manning, at Green Bay	Jan. 8, 2017
	Phil Simms, at San Fran.	Dec. 29, 1984
43	Kerry Collins, at San Fran.	Jan. 5, 2003
41	Y.A. Tittle, vs. Green Bay	Dec. 30, 1962
40	Eli Manning, at Green Bay	Jan. 20, 2008
	Eli Manning, vs. New England	Feb. 5, 2012

## COMPLETIONS

### MOST PASS COMPLETIONS, CAREER

242	Eli Manning
157	Phil Simms
84	Kerry Collins
48	Charlie Conerly

### MOST PASS COMPLETIONS, GAME

32	Eli Manning, at San Fran.	Jan. 22, 2012
30	Eli Manning, vs. New England	Feb. 5, 2012
29	Kerry Collins, at San Fran.	Jan. 5, 2003
28	Kerry Collins, vs. Minn.	Jan. 14, 2001
25	Phil Simms, at San Fran.	Dec. 29, 1984

### HIGHEST COMPLETION PERCENTAGE, CAREER (MIN.: 50 ATTEMPTS)

62.90	Daniel Jones (39-62)
60.50	Eli Manning (242-400)
60.00	Kerry Collins (84-140)
59.21	Jeff Hostetler (45-76)
56.27	Phil Simms (157-279)

### HIGHEST COMPLETION PERCENTAGE, GAME (MIN.: 15 ATTEMPTS)

88.00	Phil Simms, vs. Denver (22-25)	Jan. 25, 1987
75.00	Eli Manning, vs. New England (40-40)	Feb. 5, 2012
74.07	Eli Manning, at Tampa (20-27)	Jan. 6, 2008
71.87	Eli Manning, vs. Atlanta (23-32)	Jan. 8, 2012
71.79	Kerry Collins, vs. Minn. (28-39)	Jan. 14, 2001

70.97 Phil Simms, at L.A. Rams (22-31)

Dec. 23, 1984

## YARDS

### MOST PASS YARDS, CAREER

2,815	Eli Manning
1,679	Phil Simms
960	Kerry Collins
785	Charlie Conerly

### MOST PASS YARDS, GAME

381	Kerry Collins, vs. Minn.	Jan. 14, 2001
342	Kerry Collins, at San Fran.	Jan. 5, 2003
330	Eli Manning, at Green Bay	Jan. 15, 2012
316	Eli Manning, at San Fran.	Jan. 22, 2012
301	Daniel Jones, at Minn.	Jan. 15, 2023

## TOUCHDOWNS

### MOST PASS TOUCHDOWNS, CAREER

18	Eli Manning
10	Phil Simms
9	Kerry Collins
8	Scott Brunner

### MOST PASS TOUCHDOWNS, GAME

5	Kerry Collins, vs. Minn.	Jan. 14, 2001
4	Phil Simms, vs. San Fran.	Jan. 4, 1987
	Kerry Collins, at San Fran.	Jan. 5, 2003
3	Scott Brunner, at Phil.	Dec. 27, 1981
	Scott Brunner, at San Fran.	Jan. 3, 1982
	Phil Simms, vs. Denver	Jan. 25, 1987
	Eli Manning, vs. Atlanta	Jan. 8, 2012
	Eli Manning, at Green Bay	Jan. 15, 2012

### LONGEST PASS COMPLETION

72	Scott Brunner, at San Fran.	Jan. 3, 1982
	Eli Manning, vs. Atlanta	Jan. 8, 2012
67	Charlie Conerly, vs. Chicago	Dec. 30, 1956
66	Eli Manning, at Green Bay	Jan. 15, 2012
62	Charlie Conerly, vs. Baltimore	Dec. 28, 1958

### HIGHEST PASS TD PCT., CAREER (MIN.: 50 ATTEMPTS)

11.76	Scott Brunner (6-51)
6.43	Kerry Collins (9-140)
4.50	Eli Manning (18-400)
4.35	Charlie Conerly (4-92)

## INTERCEPTIONS

### MOST PASSES HAD INTERCEPTED, CAREER

10	Y.A. Tittle
9	Eli Manning
8	Tuffy Leemans
7	Kerry Collins

### MOST PASSES HAD INTERCEPTED, GAME

6	Frank Filchuck, vs. Chicago	Dec. 15, 1946
5	Y.A. Tittle, at Chicago	Dec. 29, 1963
4	Arnie Herber, vs. Green Bay	Dec. 17, 1944
	Y.A. Tittle, at Green Bay	Dec. 31, 1961
	Kerry Collins, vs. Baltimore	Jan. 28, 2001

### LOWEST PASS INT. PERCENTAGE, CAREER (MIN.: 50 ATTEMPTS)

0.00	Jeff Hostetler (0-76)
1.61	Daniel Jones (1-62)
2.15	Phil Simms (6-279)
2.30	Eli Manning (9-400)
4.35	Charlie Conerly (4-92)

## RECEIVING

### RECEPTIONS

### MOST RECEPTIONS, CAREER

55	Amani Toomer
30	Mark Bavaro
28	Hakeem Nicks
25	Rob Carpenter
24	Tiki Barber

### MOST RECEPTIONS, GAME

11	Plaxico Burress, at Green Bay	Jan. 20, 2008
10	Ike Hilliard, vs. Minnesota	Jan. 14, 2001
	Victor Cruz, at San Fran.	Jan. 22, 2012
	Hakeem Nicks, vs. New England	Feb. 12, 2012
9	Bob Schnelker, at Baltimore	Dec. 27, 1959
8	Isaiah Hodgins, at Minnesota	Jan. 15, 2023
	Amani Toomer, at San Fran.	Jan. 5, 2003

## YARDS

### MOST RECEIVING YARDS, CAREER

608	Amani Toomer
444	Hakeem Nicks
366	Mark Bavaro
310	Plaxico Burress
284	Bob Schnelker

### MOST RECEIVING YARDS, GAME

175	Bob Schnelker, at Baltimore	Dec. 27, 1959
165	Hakeem Nicks, at Green Bay	Jan. 15, 2012
155	Ike Hilliard, vs. Minnesota	Jan. 14, 2001
151	Plaxico Burress, at Green Bay	Jan. 20, 2008
142	Victor Cruz, at San Fran.	Jan. 22, 2012

### MOST YARDS PER RECEPTIONS, CAREER (MIN.: 15 RECEPTIONS)

15.9	Hakeem Nicks (28-444)
13.9	Frank Gifford (17-236)
13.8	Amani Toomer (44-608)
	Ike Hilliard (16-220)
13.5	Plaxico Burress (23-310)
12.8	Victor Cruz (21-269)

### MOST YARDS PER RECEPTION, GAME (MIN.: 3 RECEPTIONS)

39.33	Earnest Gray, at San Fran. (3-118)	Jan. 3, 1982
32.75	Frank Gifford, vs. Chicago (4-131)	Dec. 30, 1956
23.67	Frank Liebel, vs. Green Bay (3-71)	Dec. 17, 1944

### LONGEST RECEPTION

72	Earnest Gray, at San Fran.	Jan. 3, 1982
	Hakeem Nicks, vs. Atlanta	Jan. 8, 2012
67	Frank Gifford, vs. Chicago	Dec. 30, 1956
66	Hakeem Nicks, at Green Bay	Jan. 15, 2012
62	Kyle Rote, vs. Baltimore	Dec. 28, 1958

## TOUCHDOWNS

### MOST RECEIVING TOUCHDOWNS, CAREER

7	Amani Toomer
4	Hakeem Nicks
3	Plaxico Burress
	Mark Bavaro
	Frank Gifford
	Mario Manningham
2	6 tied

### MOST RECEIVING TOUCHDOWNS, GAME

3	Amani Toomer, at San Fran.	Jan. 5, 2003
2	Johnny Perkins, at San Fran.	Jan. 3, 1982
	Ike Hilliard, vs. Minnesota	Jan. 14, 2001
	Amani Toomer, at Dallas	Jan. 13, 2008
	Hakeem Nicks, vs. Atlanta	Jan. 8, 2012
	Hakeem Nicks, at Green Bay	Jan. 15, 2012
1	By many	

## INTERCEPTIONS

### MOST INTERCEPTIONS, CAREER

4	Jason Sehorn
3	R.W. McQuarters
	Lindon Crow
	Howie Livingston
	Gary Reasons
2	Corey Webster
	Mark Collins
	Ed Danowski

### MOST INTERCEPTIONS, GAME

2	Howie Livingston, vs. Chicago	Dec. 15, 1946
	Lindon Crow, vs. Cleveland	Dec. 21, 1958
	Gary Reasons, at San Fran.	Dec. 29, 1984

### MOST INTERCEPTION YARDS, CAREER

68	Jason Sehorn
48	Gary Reasons
37	Everson Walls

### MOST INTERCEPTION YARDS, GAME

37	Everson Walls, vs. Chicago	Jan. 13, 1991
36	Jason Sehorn, vs. Minnesota	Dec. 27, 1997
34t	Lawrence Taylor, vs. San Fran.	Jan. 4, 1987

### LONGEST INTERCEPTION RETURN

37	Everson Walls, vs. Chi.	Jan. 13, 1991
36	Jason Sehorn, vs. Minn.	Dec. 27, 1997
34t	Lawrence Taylor, vs. San Fran.	Jan. 4, 1987

### MOST INTERCEPTION TOUCHDOWNS

1	Harry Carson, at San Fran.	Dec. 29, 1984
	Lawrence Taylor, vs. San Fran.	Jan. 4, 1987

Jason Sehorn, vs. Phil.

Jan. 7, 2001

## PUNTING

### MOST PUNTS, CAREER

45	Sean Landeta
38	Don Chandler
31	Jeff Feagles
24	Brad Maynard
22	Steve Weatherford

### MOST PUNTS, GAME

12	Steve Weatherford, at San Fran.	Jan. 22, 2012
11	Ken Strong, at Chicago	Dec. 17, 1933
	Brad Maynard, vs. Baltimore	Jan. 28, 2001
10	Len Younce, vs. Green Bay	Dec. 17, 1944
9	Len Younce, vs. Washington	Dec. 19, 1943
	Sean Landeta, at Chicago	Jan. 5, 1986

### MOST PUNT YARDS, CAREER

1,832	Sean Landeta
1,664	Don Chandler
1,271	Jeff Feagles
999	Steve Weatherford
899	Brad Maynard

### MOST PUNT YARDS, GAME

557	Steve Weatherford, at San Fran.	Jan. 22, 2012
422	Brad Maynard, vs. Baltimore	Jan. 28, 2001
410	Len Younce, vs. Green Bay	Dec. 17, 1944
362	Len Younce, vs. Washington	Dec. 19, 1943

### HIGHEST PUNT AVERAGE, CAREER (MIN.: 15 PUNTS)

45.9	Steve Weatherford (22-999)
43.8	Don Chandler (38-1,664)
41.0	Jeff Feagles (31-1,271)
40.7	Sean Landeta (45-1,832)
40.6	Dave Jennings (18-730)

### HIGHEST PUNT AVERAGE, GAME (MIN.: 4 PUNTS)

47.8	Don Chandler, at Baltimore (6-287)	Dec. 27, 1959
47.0	Don Chandler, vs. Cleveland (7-329)	Dec. 21, 1958
46.4	Steve Weatherford, at San Fran. (12-557)	Jan. 22, 2012
45.8	Steve Weatherford, vs. Atlanta (4-183)	Jan. 8, 2012
45.7	Ken Strong, vs. Chi. Bears (6-274)	Dec. 9, 1934
	Don Chandler, vs. Baltimore (6-274)	Dec. 28, 1958

### LONGEST PUNT

76	Ed Danowski, at Detroit	Dec. 15, 1935
72	Charlie Conerly, at Clev.	Dec. 17, 1950
64	Don Chandler, vs. Cleveland	Dec. 21, 1958

## PUNT RETURNS

### MOST PUNT RETURNS, CAREER

19	Phil McConkey
14	R.W. McQuarters
12	Dave Meggett
9	Will Blackmon
8	Amani Toomer

### MOST PUNT RETURNS, GAME

7	Phil McConkey, vs. San Fran.	Jan. 4, 1987
5	Phil McConkey, vs. Wash.	Jan. 11, 1987
	Dave Meggett, at San Fran.	Jan. 20, 1991
	Amani Toomer, vs. Phil.	Jan. 7, 2001
	Will Blackmon, vs. Atlanta	Jan. 8, 2012
4	Leon Bright, at Philadelphia	Dec. 27, 1981
	Phil McConkey, vs. San Fran.	Dec. 29, 1985
	R.W. McQuarters, at Green Bay	Jan. 20, 2008

### MOST FAIR CATCHES, CAREER

7	Dave Meggett
6	Will Blackmon
5	R.W. McQuarters
3	Ike Hilliard
	Joe Morrison
2	Amani Toomer
	Tiki Barber
	Phil McConkey

### MOST FAIR CATCHES, GAME

3	Dave Meggett, vs. Buffalo	Jan. 27, 1991
	Dave Meggett, vs. Minnesota	Jan. 9, 1994
2	Joe Morrison, at Baltimore	Dec. 27, 1959
	Amani Toomer, vs. Minnesota	Dec. 27, 1997
	Tiki Barber, vs. Baltimore	Jan. 28, 2001
	R.W. McQuarters, at Tampa Bay	Jan. 6, 2008
	R.W. McQuarters, at Dallas	Jan. 13, 2008

Will Blackmon, at San Fran. Jan. 22, 2012  
 Will Blackmon, vs. New England Feb. 5, 2012

## MOST PUNT RETURN YARDS, CAREER

147 Phil McConkey  
 117 R.W. McQuarters  
 100 Dave Meggett  
 66 Ken Strong  
 64 Will Blackmon

## MOST PUNT RETURN YARDS, GAME

66 Ken Strong, vs. Chicago Dec. 9, 1934  
 57 Phil McConkey, vs. San Fran. Jan. 4, 1987  
 42 Dave Meggett, at San Fran. Jan. 20, 1991

## HIGHEST PUNT RETURN AVERAGE, CAREER (MIN.: 5 RETURNS)

8.4 R.W. McQuarters (14-117)  
 8.3 Dave Meggett (12-100)  
 7.8 Lionel Manuel (6-47)  
 7.7 Phil McConkey (19-147)  
 7.1 Leon Bright (7-50)  
 Will Blackmon (9-64)

## HIGHEST PUNT RETURN AVERAGE, GAME (MIN.: 3 RETURNS)

22.0 Ken Strong, vs. Chicago (3-66) Dec. 9, 1934  
 11.0 Ike Hilliard, vs. Baltimore (3-33) Jan. 28, 2001  
 Delvin Joyce, at San Fran. (3-33) Jan. 5, 2003  
 9.7 Aaron Ross, at San Fran. (3-29) Jan. 22, 2012  
 8.4 Dave Meggett, at San Fran. (5-42) Jan. 20, 1991

## LONGEST PUNT RETURN

42 Ken Strong, vs. Chicago Dec. 9, 1934  
 26 Harry Newman, at Chicago Dec. 17, 1933  
 25 Dave Brown, vs. Washington Dec. 19, 1943  
 Phil McConkey, vs. Denver Jan. 25, 1987  
 R.W. McQuarters, at Dallas Jan. 13, 2008

## MOST PUNT RETURN TOUCHDOWNS, CAREER

None

## KICKOFF RETURNS

### MOST KICKOFF RETURNS, CAREER

12 Domenik Hixon  
 10 Dave Meggett  
 8 Ron Dixon, Kenny Hill  
 7 Lee Rouson

### MOST KICKOFF RETURNS, GAME

6 Ahmad Bradshaw, vs. Phil. Jan. 11, 2009  
 Chad Morton, vs. Carolina Jan. 8, 2006  
 Ron Dixon, vs. Baltimore Jan. 28, 2001  
 5 Joel Wells, at Green Bay Dec. 31, 1961  
 Leon Bright, at San Francisco Jan. 3, 1982  
 Delvin Joyce, at San Fran. Jan. 5, 2003  
 Domenik Hixon, at Green Bay Jan. 20, 2008  
 4 Kenny Hill, at San Francisco Dec. 29, 1984  
 Dave Meggett, at San Fran. Jan. 15, 1994

### MOST KICKOFF RETURN YARDS, CAREER

290 Domenik Hixon  
 272 Ron Dixon  
 180 Ahmad Bradshaw  
 173 Kenny Hill  
 167 Dave Meggett

### MOST KICKOFF RETURN YARDS, GAME

180 Ahmad Bradshaw, vs. Philadelphia Jan. 11, 2009  
 153 Ron Dixon, vs. Baltimore Jan. 28, 2001  
 130 Gary Brightwell, at Philadelphia Jan. 21, 2023  
 122 Chad Morton, vs. Carolina Jan. 8, 2006  
 121 R.W. McQuarters, at Green Bay Jan. 20, 2008

### HIGHEST KICKOFF RETURN AVERAGE, CAREER (MIN.: 5 RETURNS)

34.0 Ron Dixon (8-272)  
 30.0 Ahmad Bradshaw (6-180)  
 24.8 Gary Brightwell (6-149)  
 24.2 Domenik Hixon (12-290)  
 23.6 Delvin Joyce (5-118)  
 Ken Strong (5-118)

### HIGHEST KICKOFF RETURN AVERAGE, GAME (MIN.: 3 RETURNS)

31.0 Domenik Hixon, at Dallas (3-91) Jan. 13, 2008  
 30.0 Ahmad Bradshaw, vs. Phil. (6-180) Jan. 11, 2009  
 27.3 Kenny Hill, at San Fran. (4-109) Dec. 29, 1984  
 26.0 Gary Brightwell, at Philadelphia (5-130) Jan. 21, 2023  
 25.5 Ron Dixon, vs. Baltimore (6-153) Jan. 28, 2001

### LONGEST KICKOFF RETURN

97+ Ron Dixon, vs. Philadelphia Jan. 7, 2001  
 Ron Dixon, vs. Baltimore Jan. 28, 2001  
 65 Ahmad Bradshaw, vs. Philadelphia Jan. 11, 2009  
 53 Gene Filipski, vs. Chicago Dec. 30, 1956  
 51 Kenny Hill, at San Francisco Dec. 29, 1984

### MOST KICKOFF RETURN TOUCHDOWNS, CAREER

2 Ron Dixon

### MOST KICKOFF RETURN TOUCHDOWNS, GAME

1 Ron Dixon, vs. Philadelphia Jan. 7, 2001  
 Ron Dixon, vs. Baltimore Jan. 28, 2001

## FUMBLES

### MOST FUMBLES, CAREER

6 Phil Simms  
 5 Eli Manning  
 Frank Gifford  
 Emlen Tunnell  
 3 Four tied

### MOST FUMBLES, GAME

1 10 times. Most recently: Maurice Carthon, vs. Wash. Jan. 11, 1987

### MOST FUMBLES RECOVERED, CAREER

3 Alex Webster  
 2 Frank Gifford  
 Kenny Hill  
 Don Maynard  
 Devin Thomas  
 1 By many

### MOST FUMBLES RECOVERED, GAME

1 Frank Gifford, vs. Cleveland Dec. 21, 1958  
 Devin Thomas, at San Fran. Jan. 22, 2012  
 2 By many

### MOST FUMBLES RECOVERED FOR TOUCHDOWN

1 Mark Haynes, at Philadelphia Dec. 27, 1981

### LONGEST FUMBLE RETURN

40 Chase Blackburn, at Green Bay Jan. 15, 2012  
 24 Alex Webster, vs. Baltimore Dec. 28, 1958  
 9 Antrel Rolle, at Green Bay Jan. 15, 2012  
 8 Jim Lee Howell, vs. Chicago Dec. 15, 1946

## SACKS

### MOST SACKS, CAREER

9.5 Michael Strahan  
 7.0 Leonard Marshall  
 6.5 Lawrence Taylor  
 5.5 Justin Tuck  
 Osi Umenyiora

### MOST SACKS, GAME

2.0 Lawrence Taylor, at San Fran. Dec. 29, 1984  
 Leonard Marshall, vs. Denver Jan. 25, 1987  
 Jim Burt, vs. San Francisco Dec. 29, 1985  
 Lawrence Taylor, vs. L.A. Rams Jan. 7, 1990  
 Leonard Marshall, at San Fran. Jan. 20, 1991  
 Keith Hamilton, vs. Minnesota Jan. 9, 1994  
 Michael Strahan, vs. Phil. Jan. 7, 2001  
 Michael Strahan, vs. Carolina Jan. 8, 2006  
 Justin Tuck, vs. N.E. (SB XLII) Feb. 3, 2008  
 Michael Boley, at Green Bay Jan. 15, 2012  
 Osi Umenyiora, at Green Bay Jan. 15, 2012  
 Justin Tuck, vs., N.E. (SB XLVI) Feb. 5, 2012



## SCORING

### MOST POINTS SCORED

49	vs. San Francisco	Jan. 4, 1987
47	vs. Chicago	Dec. 30, 1956
41	vs. Minnesota	Jan. 14, 2001
39	vs. Denver	Jan. 25, 1987
38	at San Francisco	Jan. 5, 2003
31	at Green Bay	Jan. 15, 2012
	at Minnesota	Jan. 15, 2023

### MOST POINTS ALLOWED

44	at San Francisco	Jan. 15, 1994
39	at San Francisco	Jan. 5, 2003
38	at Philadelphia	Jan. 21, 2023
	at Green Bay	Jan. 8, 2017
	at San Francisco	Jan. 3, 1982
37	at Chicago	Dec. 21, 1941
	at Green Bay	Dec. 31, 1961
	at Green Bay	Jan. 15, 2012

### FEWEST POINTS SCORED

0	at Green Bay (Milw.)	Dec. 10, 1939
	vs. Washington	Dec. 19, 1943
	at Green Bay	Dec. 31, 1961
	at Chicago	Jan. 5, 1986
	vs. Carolina	Jan. 8, 2006

### FEWEST POINTS ALLOWED

0	vs. Cleveland	Dec. 21, 1958
	vs. Washington	Jan. 11, 1998
	vs. Minnesota	Jan. 14, 2001
2	vs. Atlanta	Jan. 8, 2012
3	vs. San Francisco	Dec. 29, 1985
	vs. San Francisco	Jan. 4, 1987
	vs. Chicago	Jan. 13, 1991

### MOST POINTS SCORED BY BOTH TEAMS

77	at San Francisco (SF 39, NYG 38)	Jan. 5, 2003
62	at San Francisco (SF 38, NYG 24)	Jan. 3, 1982
59	vs. Denver (NYG 39, DEN 20)	Jan. 25, 1987
57	at Green Bay (NYG 37, GB 20)	Jan. 15, 2012
55	at Minnesota (NYG 31, MIN 24)	Jan. 15, 2023

### FEWEST POINTS SCORED BY BOTH TEAMS

10	vs. Cleveland (NYG 10, CLE 0)	Dec. 21, 1958
11	at Cleveland (CLE 8, NYG 3)	Dec. 17, 1950
17	vs. Washington (NYG 17, WAS 0)	Jan. 11, 1987

## TOUCHDOWNS

### MOST TOUCHDOWNS SCORED

7	vs. San Francisco	Jan. 4, 1987
6	vs. Chicago	Dec. 30, 1956
5	at San Francisco	Jan. 5, 2003
	vs. Minnesota	Jan. 14, 2001
	vs. Denver	Jan. 25, 1987

### MOST TOUCHDOWNS ALLOWED

6	at San Francisco	Jan. 15, 1994
5	at San Francisco	Jan. 5, 2003
	at San Francisco	Jan. 3, 1982
	at Green Bay	Jan. 8, 2017
	at Philadelphia	Jan. 21, 2023
4	6 times; Last time: vs. Baltimore	Jan. 18, 2001

### MOST TOUCHDOWNS RUSHING

3	vs. Chicago	Dec. 9, 1934
	vs. Chicago	Dec. 30, 1956

### MOST TOUCHDOWNS RUSHING ALLOWED

6	at San Francisco	Jan. 15, 1994
4	at Detroit	Dec. 15, 1935
3	at Chicago	Dec. 21, 1941
	vs. Washington	Dec. 19, 1943
	at Philadelphia	Jan. 21, 2023

### MOST TOUCHDOWNS PASSING

5	vs. Minnesota	Jan. 14, 2001
4	at San Francisco	Jan. 5, 2003
	vs. San Francisco	Jan. 4, 1987
3	at San Francisco	Jan. 3, 1982
	vs. Denver	Jan. 25, 1987
	at Philadelphia	Dec. 27, 1981
	vs. Atlanta	Jan. 8, 2012
	at Green Bay	Jan. 15, 2012

### MOST TOUCHDOWNS PASSING ALLOWED

4	vs. Green Bay	Jan. 8, 2017
3	at San Francisco	Jan. 5, 2003
	at Green Bay	Dec. 31, 1961

vs. San Francisco

Dec. 29, 1984

### MOST DEFENSIVE TOUCHDOWNS

1	6 times; Last time: vs. Philadelphia	Jan. 7, 2001
---	--------------------------------------	--------------

### MOST DEFENSIVE TOUCHDOWNS ALLOWED

1	5 times; Last time: vs. Baltimore	Jan. 28, 2001
---	-----------------------------------	---------------

## POINTS AFTER TOUCHDOWN

### MOST POINTS AFTER TOUCHDOWN

7	vs. San Francisco	Jan. 4, 1987
5	at San Francisco	Jan. 5, 2003
	vs. Minnesota	Jan. 14, 2001
	vs. Chicago	Dec. 30, 1956

### MOST POINTS AFTER TOUCHDOWN ALLOWED

5	at Philadelphia	Jan. 21, 2023
	at Green Bay	Jan. 8, 2017
	at San Francisco	Jan. 15, 1994
	at San Francisco	Jan. 3, 1982

## FIELD GOALS

### MOST FIELD GOALS

5	vs. Minnesota	Dec. 27, 1997
	at San Francisco	Jan. 20, 1991

### MOST FIELD GOALS ALLOWED

3	6 times; Last time: vs. Carolina	Jan. 8, 2006
---	----------------------------------	--------------

### MOST FIELD GOAL ATTEMPTS

6	at San Francisco	Jan. 20, 1991
5	vs. Minnesota	Dec. 27, 1997
	at Green Bay	Jan. 20, 2008
	vs. Philadelphia	Jan. 11, 2009

## FIRST DOWNS

### MOST FIRST DOWNS

31	vs. Minnesota	Jan. 14, 2001
28	at Minnesota	Jan. 15, 2023
26	at San Francisco	Jan. 5, 2003
	vs. New England	Feb. 5, 2012
24	vs. Denver	Jan. 25, 1987
	vs. Buffalo	Jan. 27, 1991

### MOST FIRST DOWNS ALLOWED

27	vs. Baltimore	Dec. 28, 1958
26	vs. Rams	Jan. 7, 1990
	at Philadelphia	Jan. 21, 2023
25	at San Francisco	Jan. 15, 1994
	at Green Bay	Jan. 15, 2012

### FEWEST FIRST DOWNS

6	at Green Bay	Dec. 31, 1961
8	at Chicago Bears	Dec. 21, 1941
	vs. Washington	Dec. 19, 1943

### FEWEST FIRST DOWNS ALLOWED

7	vs. Cleveland	Dec. 21, 1958
9	at Cleveland	Dec. 17, 1950
	vs. San Francisco	Jan. 4, 1987
	vs. Minnesota	Jan. 14, 2001

## FIRST DOWNS RUSHING

### MOST FIRST DOWNS RUSHING

16	vs. Chicago	Jan. 13, 1991
12	vs. San Francisco	Jan. 4, 1987
	vs. Cleveland	Dec. 21, 1958

### MOST FIRST DOWNS RUSHING ALLOWED

17	at Philadelphia	Jan. 21, 2023
14	at Chicago Bears	Dec. 21, 1941
	at Detroit	Dec. 15, 1935
13	vs. Carolina	Jan. 8, 2006
	at San Francisco	Jan. 15, 1994
12	vs. Philadelphia	Jan. 11, 2009
11	vs. Green Bay	Dec. 2, 1962

### FEWEST FIRST DOWNS RUSHING

1	vs. Carolina	Jan. 8, 2006
	at Chicago	Jan. 5, 1986
	at Green Bay	Dec. 31, 1961
2	vs. Baltimore	Jan. 28, 2001
	vs. Minnesota	Dec. 27, 1997
3	vs. Baltimore	Dec. 28, 1958
	at San Francisco	Jan. 3, 1982
	at San Francisco	Jan. 15, 1994
	at Green Bay	Jan. 15, 2012

	at San Francisco	Jan. 22, 2012
<b>FEWEST FIRST DOWNS RUSHING ALLOWED</b>		
0	vs. Chicago	Jan. 13, 1991
1	at San Francisco	Jan. 20, 1991
2	vs. Minnesota	Jan. 14, 2001
	vs. Cleveland	Dec. 21, 1958
	vs. Washington	Jan. 11, 1987
	vs. San Francisco	Jan. 4, 1987
	at Green Bay	Jan. 20, 2008

## FIRST DOWNS PASSING

<b>MOST FIRST DOWNS PASSING</b>		
19	vs. Minnesota	Jan. 14, 2001
18	vs. New England	Feb. 5, 2012
17	at San Francisco	Jan. 22, 2012
16	at San Francisco	Jan. 5, 2003
15	at Green Bay	Jan. 15, 2012
	at Minnesota	Jan. 15, 2023

<b>MOST FIRST DOWNS PASSING ALLOWED</b>		
18	vs. Rams	Jan. 7, 1990
17	vs. Green Bay	Jan. 8, 2017
	vs. Baltimore	Dec. 28, 1958
	at New England	Feb. 3, 2008
16	at Minnesota	Jan. 15, 2023
	at San Francisco	Jan. 5, 2003
	at San Francisco	Dec. 29, 1984
	vs. Denver	Jan. 25, 1987

<b>FEWEST FIRST DOWNS PASSING</b>		
1	vs. Washington	Dec. 29, 1943
2	at Cleveland	Dec. 17, 1950
	at Chicago Bears	Dec. 21, 1941
	vs. Green Bay	Dec. 11, 1938

<b>FEWEST FIRST DOWNS PASSING ALLOWED</b>		
4	at Cleveland	Dec. 17, 1950
	vs. Green Bay	Dec. 17, 1944
	at Green Bay	Dec. 10, 1929
	at Detroit	Dec. 15, 1935

## FIRST DOWNS BY PENALTY

<b>MOST FIRST DOWNS BY PENALTY</b>		
4	at San Francisco	Jan. 20, 1991
	at Green Bay	Jan. 20, 2008
3	vs. Baltimore	Jan. 28, 2001
	at San Francisco	Jan. 15, 1994
	vs. San Francisco	Jan. 4, 1987
	at Rams	Dec. 23, 1984
	vs. Chicago Bears	Dec. 15, 1946

<b>MOST FIRST DOWNS BY PENALTY ALLOWED</b>		
4	vs. Philadelphia	Jan. 11, 2009
	at San Francisco	Jan. 22, 2012
3	at Philadelphia	Dec. 27, 1981
	at San Francisco	Jan. 3, 1982
	vs. San Francisco	Dec. 29, 1985
	vs. Washington	Jan. 11, 1987
	at Green Bay	Jan. 20, 2008

## NET YARDS

<b>MOST NET YARDS GAINED</b>		
518	vs. Minnesota	Jan. 14, 2001
446	at San Francisco	Jan. 5, 2003
442	vs. Atlanta	Jan. 8, 2012
420	at Green Bay	Jan. 15, 2012
399	vs. Denver	Jan. 25, 1987
396	vs. New England	Feb. 5, 2012

<b>MOST NET YARDS ALLOWED</b>		
460	vs. Baltimore	Dec. 28, 1958
448	vs. Rams	Jan. 7, 1990
446	at San Francisco	Jan. 5, 2003
423	at San Francisco	Jan. 3, 1982
413	at San Francisco	Jan. 15, 1994
412	at San Francisco	Dec. 29, 1984

<b>FEWEST NET YARDS GAINED</b>		
112	vs. Washington	Dec. 19, 1943
132	vs. Carolina	Jan. 8, 2006
130	at Green Bay	Dec. 31, 1961
150	at Cleveland	Dec. 17, 1950
152	vs. Baltimore	Jan. 28, 2001

<b>FEWEST NET YARDS ALLOWED</b>		
86	vs. Cleveland	Dec. 21, 1958

114	vs. Minnesota	Jan. 14, 2001
165	at Green Bay	Dec. 9, 1934
182	at Cleveland	Dec. 17, 1950
184	vs. San Francisco	Jan. 4, 1987

## RUSHING

<b>MOST NET YARDS GAINED</b>		
518	vs. Minnesota	Jan. 14, 2001
446	at San Francisco	Jan. 5, 2003
442	vs. Atlanta	Jan. 8, 2012
431	at Minnesota	Jan. 15, 2023
420	at Green Bay	Jan. 15, 2012
399	vs. Denver	Jan. 25, 1987

<b>MOST NET YARDS ALLOWED</b>		
460	vs. Baltimore	Dec. 28, 1958
448	vs. Rams	Jan. 7, 1990
446	at San Francisco	Jan. 5, 2003
423	at San Francisco	Jan. 3, 1982
416	at Philadelphia	Jan. 21, 2023
413	at San Francisco	Jan. 15, 1994

<b>FEWEST NET YARDS GAINED</b>		
112	vs. Washington	Dec. 19, 1943
132	vs. Carolina	Jan. 8, 2006
130	at Green Bay	Dec. 31, 1961
150	at Cleveland	Dec. 17, 1950
152	vs. Baltimore	Jan. 28, 2001

<b>FEWEST NET YARDS ALLOWED</b>		
24	vs. Cleveland	Dec. 21, 1958
27	vs. Chicago	Jan. 13, 1991
29	vs. San Francisco	Jan. 4, 1987

<b>MOST RUSHING ATTEMPTS</b>		
53	vs. Cleveland	Dec. 21, 1958
48	vs. Chicago	Jan. 13, 1991
46	vs. Washington	Jan. 11, 1987

<b>MOST RUSHING ATTEMPTS, OPPONENT</b>		
65	at Detroit	Dec. 15, 1935
56	at Green Bay	Dec. 12, 1941
51	at Green Bay	Dec. 10, 1939

<b>FEWEST RUSHING ATTEMPTS</b>		
13	vs. Carolina	Jan. 8, 2006
14	at Green Bay	Dec. 31, 1961
	vs. Chicago	Jan. 5, 1986
	at Green Bay	Jan. 20, 2008
16	vs. Baltimore	Jan. 28, 2001
	at New England	Feb. 3, 2008
17	at Green Bay	Jan. 8, 2017
19	at San Francisco	Jan. 15, 1994

<b>FEWEST RUSHING ATTEMPTS, OPPONENT</b>		
9	vs. Minnesota	Jan. 14, 2001
11	at San Francisco	Jan. 20, 1991
13	vs. Cleveland	Dec. 21, 1958
14	vs. Philadelphia	Jan. 7, 2001
16	at Minnesota	Jan. 15, 2023
	vs. Washington	Jan. 11, 1987
	vs. Chicago	Jan. 13, 1991

## PASSING

<b>MOST YARDS GAINED PASSING</b>		
380	vs. Minnesota	Jan. 14, 2001
327	at San Francisco	Jan. 5, 2003
325	at Green Bay	Jan. 15, 2012
295	at Green Bay	Jan. 8, 2017
289	at Minnesota	Jan. 15, 2023

<b>MOST YARDS ALLOWED PASSING</b>		
356	at San Francisco	Jan. 6, 2003
322	vs. Baltimore	Dec. 28, 1958
320	vs. Denver	Jan. 25, 1987
302	vs. Rams	Jan. 7, 1990

<b>FEWEST YARDS GAINED PASSING</b>		
9	at Cleveland	Dec. 17, 1950
57	vs. Washington	Dec. 19, 1943
73	at Chicago	Dec. 21, 1941
82	vs. Washington	Jan. 11, 1987
86	vs. Baltimore	Jan. 28, 2001

<b>FEWEST YARDS ALLOWED PASSING</b>		
29	at Cleveland	Dec. 17, 1950
52	at Detroit	Dec. 15, 1935
60	vs. Minnesota	Jan. 14, 2001

## MOST PASSES ATTEMPTED

58	at San Francisco	Jan. 22, 2012
44	at San Francisco	Jan. 5, 2003
	at San Francisco	Dec. 29, 1984
41	vs. Green Bay	Dec. 30, 1962
40	at Baltimore	Dec. 27, 1959
	vs. Minnesota	Jan. 14, 2001
	at Green Bay	Jan. 20, 2008
	vs. New England	Feb. 5, 2012

## MOST PASSES ATTEMPTED, OPPONENT

50	vs. Washington	Jan. 11, 1987
48	vs. San Francisco	Dec. 29, 1985
47	vs. Chicago	Dec. 30, 1956
46	at Green Bay	Jan. 15, 2012

## FEWEST PASSES ATTEMPTED

12	vs. Chicago	Dec. 9, 1934
13	at Detroit	Dec. 15, 1935

## FEWEST PASSES ATTEMPTED, OPPONENT

5	at Detroit	Dec. 15, 1935
9	at Cleveland	Dec. 17, 1950
10	at Green Bay	Dec. 10, 1939

## MOST PASS COMPLETIONS

32	at San Francisco	Jan. 22, 2012
30	vs. New England	Feb. 12, 2005
29	at San Francisco	Jan. 5, 2003
	vs. Minnesota	Jan. 14, 2001
25	at San Francisco	Dec. 29, 1984
24	at Minnesota	Jan. 15, 2023

## MOST PASS COMPLETIONS ALLOWED

32	at Minnesota	Jan. 15, 2023
29	at New England	Feb. 3, 2008
28	at San Francisco	Jan. 5, 2003
27	vs. New England	Feb. 5, 2012
26	at Baltimore	Dec. 28, 1958
	vs. San Francisco	Dec. 29, 1985
	vs. Denver	Jan. 25, 1987
	at Green Bay	Jan. 15, 2012

## FEWEST PASS COMPLETIONS

3	at Cleveland	Dec. 17, 1950
	at Chicago	Dec. 21, 1941
4	at Detroit	Dec. 15, 1935
	vs. Washington	Dec. 19, 1943

## FEWEST PASS COMPLETIONS ALLOWED

2	at Detroit	Dec. 15, 1935
3	at Cleveland	Dec. 17, 1950
	vs. Green Bay	Dec. 17, 1944

## MOST PASSES HAD INTERCEPTED

6	at Green Bay	Dec. 10, 1939
	vs. Chicago	Dec. 15, 1946
5	at Chicago	Dec. 29, 1963
4	vs. Baltimore	Jan. 28, 2001
	at Green Bay	Dec. 31, 1961
	vs. Green Bay	Dec. 17, 1944

## MOST OPPONENT PASSES INTERCEPTED

3	7 times; Last time: vs. Minnesota	Jan. 14, 2001
---	-----------------------------------	---------------

## PUNTING

### MOST PUNTS

13	at Chicago	Dec. 17, 1933
11	vs. Baltimore	Jan. 28, 2001
10	vs. Green Bay	Dec. 17, 1944
	vs. Washington	Dec. 19, 1943

### MOST PUNTS, OPPONENT

10	5 times; Last time: at San Francisco	Jan. 22, 2012
----	--------------------------------------	---------------

## FEWEST PUNTS

1	vs. Minnesota	Jan. 14, 2001
2	vs. Philadelphia	Jan. 11, 2009
3	4 times; Last time: at San Francisco	Jan. 20, 1991

## FEWEST PUNTS, OPPONENT

2	3 times; Last time: vs. Chicago	Jan. 13, 1991
---	---------------------------------	---------------

## PENALTIES

### MOST PENALTIES

11	vs. Green Bay	Dec. 17, 1944
9	at San Francisco	Jan. 22, 2012
8	at San Francisco	Jan. 3, 1982
6	vs. Chicago Bears	Dec. 15, 1946
	vs. Chicago	Dec. 30, 1956
	vs. Washington	Jan. 11, 1987
	vs. Denver	Jan. 25, 1987
	vs. Baltimore	Jan. 28, 2001

### MOST PENALTIES, OPPONENT

14	at San Francisco	Jan. 3, 1982
11	vs. San Francisco	Jan. 4, 1987
	at Dallas	Jan. 13, 2008
10	at Rams	Dec. 23, 1984
	at Chicago	Dec. 21, 1941

## FUMBLES

### MOST FUMBLES

6	vs. Cleveland	Dec. 21, 1958
	vs. Baltimore	Dec. 28, 1958
5	at Green Bay	Dec. 31, 1961
	vs. Chicago	Dec. 9, 1934
	at Green Bay	Jan. 20, 2008

### MOST FUMBLES, OPPONENT

5	at Philadelphia	Dec. 27, 1981
	vs. Chicago	Dec. 9, 1934
4	at Detroit	Dec. 15, 1935
	vs. Minnesota	Dec. 27, 1997
	at San Francisco	Jan. 22, 2012

### MOST FUMBLES LOST

5	vs. Cleveland	Dec. 21, 1958
4	vs. Baltimore	Dec. 28, 1958
3	vs. Philadelphia	Jan. 7, 2001
	at Detroit	Dec. 15, 1935
	vs. Washington	Jan. 11, 1987

### MOST FUMBLES LOST, OPPONENT

4	at Detroit	Dec. 15, 1935
3	at Green Bay	Jan. 15, 2012
2	Many times, most recently at San Francisco	Jan. 22, 2012

## SACKS

### MOST SACKS

6	vs. Philadelphia	Jan. 7, 2001
5	at Green Bay	Jan. 8, 2017
	vs. New England	Feb. 3, 2008

### MOST SACKS, OPPONENT

6	at San Francisco	Jan. 22, 2012
	at San Francisco	Dec. 29, 1984
	at Chicago	Jan. 5, 1986
5	vs. New England	Feb. 3, 2008

## HONOR ROLL

## GIANTS RUSHING HONOR ROLL (1933-11/2/2008)

## 100 YARDS OR MORE IN A GAME, CHRONOLOGICALLY

\*Team Record

\*\*Postseason Game

108	Harry Newman at. Bos.	10/8/33
107	Kink Richards vs. Bkn.	10/22/33
114	Harry Newman vs. G.B.	11/11/34
105	Ed Danowski vs. Bos.	11/25/34
102	Tuffy Leemans at. Pitt.	9/27/36
117	Tuffy Leemans vs. Chi. Cards	10/18/36
117	Tuffy Leemans vs. Phil.	10/25/36
118	Hank Soar at Phil.	10/3/37
159	Tuffy Leemans vs. G.B.	11/20/38
101	Tuffy Leemans vs. Clev.	11/10/40
101	Bill Paschal at. Bkn.	10/17/43
188	Bill Paschal vs. Wash.	12/5/43
139	Bill Paschal vs. Phil.	10/29/44
113	Bill Paschal vs. Bos.	11/5/44
103	Ward Cuff vs. G.B.	11/19/44
100	Ward Cuff vs. Wash.	12/3/44
143	Bill Paschal vs. Clev.	11/4/45
108	Frank Filchock at Pitt.	10/6/46
107	George Franck vs. Bos.	11/10/46
133	Frank Reagan vs. L.A.	12/1/46
125	"Choo Choo" Roberts vs. Chi. Cards	10/17/48
108	"Choo Choo" Roberts at NY Bulldogs	9/30/49
108	"Choo Choo" Roberts at Chi. Cards	10/30/49
121	Joe Scott vs. Clev.	10/22/50
218	"Choo Choo" Roberts vs. Chi. Cards	11/12/50
145	Ed Price at Balt.	11/19/50
101	Randall Clay vs. Phil.	11/26/50
156	Ed Price vs. N.Y. Yanks	11/26/50
103	Ed Price at Phil.	12/10/50
107	Ed Price vs. Chi. Cards	10/14/51
101	Ed Price vs. Phil.	10/21/51
171	Ed Price at Phil.	12/9/51
138	Ed Price at N.Y. Yanks	12/16/51
130	Ed Price at Dall.	9/28/52
119	Ed Price at Phil.	10/4/52
116	Ed Price at Chi. Cards.	11/2/52
106	Ed Price vs. S.F.	11/9/52
139	Alex Webster at Chi. Cards.	10/2/55
108	Frank Gifford vs. Wash.	12/2/56
132	Alex Webster at Phil.	12/15/56
115	Bob Epps at Wash.	10/13/57
126	Frank Gifford vs. Cards.	11/10/57
116	Mel Triplett vs. Clev.	11/29/59
137	Mel Triplett at Clev.	11/6/60
129	Bob Gaiters at Dall.	10/15/61
100	Alex Webster vs. Phil.	11/12/61
107	Alex Webster vs. Phil.	11/18/62
120	Joe Morrison at Phil.	9/29/63
101	Phil King vs. S.F.	11/17/63
160	Ernie Koy at Wash.	10/1/67
142	Ron Johnson vs. Phil.	10/11/70
140	Ron Johnson vs. Dall.	11/8/70
106	Ron Johnson vs. Wash.	11/15/70
100	Ron Johnson vs. Buff.	12/6/70
124	Ron Johnson at Phil.	10/2/72
134	Ron Johnson at St. Louis	11/19/72
123	Ron Johnson vs. Phil.	11/26/72
119	Ron Johnson at Cinn.	12/3/72
105	Vin Clements at Dallas	12/17/72
112	Ron Johnson vs. Phila.	9/23/73
101	Ron Johnson at Phila.	11/25/73
119	Doug Kotar vs. Atlanta	10/6/74
108	Doug Kotar at Rams	9/26/76
103	Doug Kotar vs. St. Louis	12/12/76
100	Larry Csonka vs. Chi.	12/18/77
118	Doug Kotar vs. St. Louis	12/10/78
148	Billy Taylor vs. Tampa Bay	10/7/79
126	Billy Taylor vs. Wash.	11/25/79
103	Billy Taylor at Seattle	12/7/80
103	Rob Carpenter vs. St. Louis	10/11/81
116	Rob Carpenter at Seattle	10/18/81
111	Rob Carpenter at Phila.	11/22/81
117	Rob Carpenter at St. Louis	12/13/81
161**	Rob Carpenter at Phila.	12/27/81
113	Rob Carpenter vs. L.A. Rams	9/4/83

111	Rob Carpenter at. Atlanta	9/11/83
116	Rob Carpenter vs. G.B.	9/26/83
159	Butch Woolfolk at Phila.	11/20/83
107	Joe Morris at. St. Louis	12/9/84
104	Joe Morris at N. Orleans	10/27/85
132	Joe Morris vs. Tampa Bay	11/3/85
118	Joe Morris at Washington	11/18/85
113	George Adams at St. Louis	11/24/85
131	Joe Morris vs. Cleveland	12/1/85
129	Joe Morris at Houston	12/8/85
202	Joe Morris vs. Pittsburgh	12/21/85
141**	Joe Morris vs. Pittsburgh	12/29/85
110	Joe Morris at L.A. Raiders	9/21/86
116	Joe Morris at Seattle	10/19/86
181	Joe Morris vs. Washington	10/27/86
181	Joe Morris vs. Dallas	11/2/86
111	Joe Morris at Phila.	11/9/86
106	Joe Morris vs. Denver	11/23/86
179	Joe Morris vs. St. Louis	12/14/86
115	Joe Morris vs. G.B.	12/20/86
159**	Joe Morris vs. S.F.	1/4/87
132	Joe Morris vs. Jets	12/27/87
107	Joe Morris at Dallas	9/18/88
122	Joe Morris vs. Phoenix	12/4/88
140	Joe Morris vs. Kansas City	12/11/88
101	Ottis Anderson vs. Wash.	10/15/89
120**	Ottis Anderson vs. L.A. Rams	1/7/90
105	Rodney Hampton vs. Buffalo	12/15/90
102**	Ottis Anderson vs. Buffalo	1/27/91
104	Rodney Hampton vs. Cleve.	9/22/91
137	Rodney Hampton vs. Pho.	10/6/91
140	Rodney Hampton vs. Hou.	12/21/91
167	Rodney Hampton vs. Pho.	10/11/92
138	Rodney Hampton at Wash.	11/1/92
134	Rodney Hampton vs. TB	9/12/93
134	Rodney Hampton vs. Rams	9/19/93
104	Lewis Tillman at Wash.	10/10/93
169	Lewis Tillman vs. Phila.	10/17/93
101	Rodney Hampton at Phila.	11/21/93
173	Rodney Hampton vs. Ind.	12/12/93
114	Rodney Hampton vs. Dallas	1/2/94
161	Rodney Hampton vs. Minn.	1/9/94
112	Rodney Hampton at Rams	10/16/94
138	Rodney Hampton vs. Det.	10/30/94
122	Rodney Hampton at Hou.	11/21/94
106	Rodney Hampton at Wash.	11/27/94
149	Rodney Hampton vs. N.O.	9/24/95
187	Rodney Hampton at Dallas	12/17/95
103	Tyrone Wheatley at Arizona	10/12/97
114	Charles Way vs. Arizona	11/16/97
114	Tiki Barber at Philadelphia	12/7/97
108	Gary Brown vs. Arizona	10/18/98
119	Gary Brown at Dallas	11/8/98
124	Gary Brown at Arizona	12/6/98
112	Gary Brown vs. Denver	12/13/98
103	Gary Brown vs. Kansas City	12/20/98
112	Gary Brown at Philadelphia	12/27/98
111	Joe Montgomery vs. Jets	12/5/99
144	Tiki Barber vs. Arizona	9/3/00
108	Ron Dayne vs. Dallas	10/15/00
111	Ron Dayne vs. New Orleans	9/30/01
118	Tiki Barber at Arizona	11/11/01
124	Tiki Barber vs. Oakland	11/25/01
110	Tiki Barber at Dallas	12/09/01
101	Tiki Barber vs. Jacksonville	11/03/02
127	Tiki Barber at Minnesota	11/10/02
147	Tiki Barber at Houston	11/24/02
203	Tiki Barber vs. Philadelphi	12/28/02
146	Tiki Barber vs. St. Louis	9/7/03
126	Tiki Barber at Washington	9/21/03
120	Tiki Barber vs. Atlantq	11/9/03
111	Tiki Barber at Philadelphia	11/16/03
125	Tiki Barber at Philadelphia	11/16/03
106	Tiki Barber vs. Cleveland	9/26/04
182	Tiki Barber at Green Bay	10/3/04
122	Tiki Barber at Dallas	10/10/04
101	Tiki Barber at Minnesota	10/31/04
108	Tiki Barber at Arizona	11/14/04
107	Tiki Barber vs. Atlanta	11/21/04
110	Tiki Barber vs. Philadelphia	11/28/04
109	Tiki Barber at Cincinnati	12/26/04

128	Tiki Barber vs. St. Louis	10/2/05
206	Tiki Barber vs. Washington	10/30/05
112	Tiki Barber vs. Philadelphia	11/20/05
151	Tiki Barber at Seattle	11/27/05
115	Tiki Barber vs. Dallas	12/4/05
124	Tiki Barber at Philadelphia	12/11/05
220*	Tiki Barber vs. Kansas City	12/17/05
203	Tiki Barber at Oakland	12/31/05
110	Tiki Barber vs. Indianapolis	9/10/06
123	Tiki Barber vs. Washington	10/08/06
185	Tiki Barber at Atlanta	10/15/06
114	Tiki Barber at Dallas	10/23/06
115	Tiki Barber vs. Houston	11/5/06
141	Tiki Barber vs. Chicago	11/12/06
112	Tiki Barber at Carolina	12/10/06
234*	Tiki Barber at Washington	12/30/06
137**	Tiki Barber at Philadelphia	1/07/07
100	Brandon Jacobs vs. Jets	10/7/07
107	Brandon Jacobs vs. San Francisco	10/21/07
131	Brandon Jacobs at Miami	10/28/07
154	Derrick Ward at Chicago	12/2/07
130	Brandon Jacobs vs. Washington	12/16/07
151	Ahmad Bradshaw at Buffalo	12/23/07
143	Brandon Jacobs at Buffalo	12/23/07
116	Brandon Jacobs vs. Washington	9/4/08
136	Brandon Jacobs vs. Seattle	10/5/08
101	Derrick Ward at Cleveland	10/13/08
117	Brandon Jacobs vs. Dallas	11/2/08

## GIANTS RUSHING HONOR ROLL (11/9/2008-PRESENT)

100 YARDS OR MORE IN A GAME, CHRONOLOGICALLY

\*Team Record

\*\*Postseason Game

126	Brandon Jacobs at Philadelphia	11/9/08
215	Derrick Ward vs. Carolina	12/21/08
104	Ahmad Bradshaw at Tampa Bay	9/27/09
110	Ahmad Bradshaw vs. Oakland	10/4/09
129	Ahmad Bradshaw vs. Chicago	10/3/10
133	Ahmad Bradshaw vs. Detroit	10/17/10
126	Ahmad Bradshaw at Dallas	10/25/10
103	Brandon Jacobs vs. Washington	12/5/10
116	Brandon Jacobs at Minnesota	12/13/10
103	Ahmad Bradshaw at Minnesota	12/13/10
104	Ahmad Bradshaw vs. Buffalo	10/16/11
101	Brandon Jacobs at Dallas	12/11/11
113	Andre Brown at Carolina	9/20/12
200	Ahmad Bradshaw vs. Cleveland	10/7/12
116	Ahmad Bradshaw at San Francisco	10/14/12
103	Ahmad Bradshaw at Washington	12/3/12
100	David Wilson vs. New Orleans	12/9/12
107	Ahmad Bradshaw vs. Philadelphia	12/30/12
106	Brandon Jacobs at Chicago	10/10/13
115	Andre Brown vs. Oakland	11/10/13
127	Andre Brown vs. Dallas	11/24/13
176	Rashad Jennings vs. Houston	9/21/14
131	Andre Williams at Tennessee	12/7/14
110	Andre Williams at St. Louis	12/21/14
107	Rashad Jennings vs. Carolina	12/20/15
170	Rashad Jennings vs. Philadelphia	1/3/16
121	Paul Perkins at Washington	1/1/17
117	Orleans Darkwa at Denver	10/15/17
154	Orleans Darkwa vs. Washington	12/31/17
106	Saquon Barkley vs. Jacksonville	9/9/18
130	Saquon Barkley vs. Philadelphia	10/11/18
142	Saquon Barkley vs. Tampa Bay	11/18/18
101	Saquon Barkley at Philadelphia	11/25/18
125	Saquon Barkley vs. Chicago	12/2/18
170	Saquon Barkley at Washington	12/9/18
109	Saquon Barkley vs. Dallas	12/30/18
120	Saquon Barkley at Dallas	9/8/19
107	Saquon Barkley vs. Buffalo	9/15/19
112	Saquon Barkley vs. Miami	12/15/19
135	Wayne Gallman Jr. at Seattle	12/6/20
102	Saquon Barkley at Chicago	1/2/22
164	Saquon Barkley at Tennessee	9/11/22
146	Saquon Barkley vs. Chicago	10/2/22
110	Saquon Barkley at Jacksonville	10/23/22
152	Saquon Barkley vs. Houston	11/13/22
128	Saquon Barkley vs. Jets	10/29/23
129	Tyrone Tracy Jr. at Seattle	10/6/24
145	Tyrone Tracy Jr. at Pittsburgh	10/28/24
103	Tyrone Tracy Jr. at Carolina	11/10/24

## GIANTS PASSING HONOR ROLL

300 YARDS OR MORE IN A GAME, CHRONOLOGICALLY

\*Team Record

\*\*Postseason Game

341	Paul Governali vs. Philadelphia	11/9/47
363	Charlie Conerly at Pittsburgh	12/5/48
357	Charlie Conerly at Green Bay	11/13/49
321	Charlie Conerly at Rams	9/26/59
315	Y.A. Tittle at Washington	10/1/61
307	Y.A. Tittle vs. Philadelphia	11/12/61
314	Y.A. Tittle vs. Pittsburgh	11/19/61
332	Y.A. Tittle at Pittsburgh	9/30/62
505	Y.A. Tittle vs. Washington	10/28/62
315	Y.A. Tittle at Dallas	11/11/62
341	Y.A. Tittle vs. Dallas	12/16/62
324	Y.A. Tittle at Wash.	10/6/63
308	Y.A. Tittle vs. Pittsburgh	12/15/63
348	Fran Tarkenton vs. New Orleans	10/8/67
325	Fran Tarkenton vs. St. Louis	12/8/68
320	Fran Tarkenton vs. Washington	11/15/70
302	Fran Tarkenton at Pittsburgh	11/21/71
372	Randy Johnson vs. Philadelphia	12/19/71
348	Randy Johnson at St. Louis	10/28/73
300	Phil Simms vs. San Francisco	10/14/79
351	Phil Simms vs. Dallas	11/9/80
322	Phil Simms vs. Green Bay	11/16/80
324	Phil Simms vs. New Orleans	9/20/81
310	Scott Brunner vs. Atlanta	9/12/82
326	Scott Brunner at St. Louis	12/26/82
395	Scott Brunner vs. San Diego	10/2/83
325	Jeff Rutledge vs. Dallas	10/30/83
346	Scott Brunner at Raiders	11/27/83
349	Jeff Rutledge vs. Seattle	12/11/83
324	Jeff Rutledge at Washington	12/17/83
409	Phil Simms vs. Philadelphia	9/2/84
347	Phil Simms at Washington	9/16/84
339	Phil Simms vs. Washington	10/28/84
343	Phil Simms vs. Kansas City	11/25/84
432	Phil Simms vs. Dallas	10/6/85
513*	Phil Simms at Cincinnati	10/13/85
329	Phil Simms at Dallas	12/15/85
300	Phil Simms at Dallas	9/8/86
300	Phil Simms vs. San Diego	9/14/86
310	Phil Simms at Minnesota	11/16/86
388	Phil Simms at San Francisco	12/1/86
359	Phil Simms at St. Louis	12/13/87
309	Phil Simms vs. L.A. Rams	9/25/88
324	Phil Simms at Philadelphia	10/10/88
320	Phil Simms vs. Detroit	10/16/88
326	Phil Simms at San Francisco	11/27/89
368	Jeff Hostetler at Dallas	9/29/91
337	Phil Simms vs. Phoenix	11/28/93
341	Kerry Collins vs. NY Jets	12/5/99
316	Kerry Collins at Dallas	1/2/00
350	Kerry Collins vs. Detroit	11/19/00
333	Kerry Collins vs. Pittsburgh	12/10/00
321	Kerry Collins vs. Jacksonville	12/23/00
381**	Kerry Collins vs. Minnesota	1/14/01
346	Kerry Collins at Washington	10/28/01
321	Kerry Collins at Minnesota	11/19/01
338	Kerry Collins vs. Seattle	12/23/01
303	Kerry Collins at Philadelphia	12/30/01
386	Kerry Collins vs. Green Bay	1/06/02
342	Kerry Collins vs. San Francisco	9/05/02
307	Kerry Collins at St. Louis	9/15/02
300	Kerry Collins at Minnesota	11/10/02
366	Kerry Collins at Indianapolis	12/22/02
314	Kerry Collins at New England	10/5/03
375	Kerry Collins at Minnesota	10/26/03
303	Kerry Collins at NY Jets	11/2/03
352	Eli Manning at San Diego	9/25/05
344	Eli Manning at Seattle	11/27/05
312	Eli Manning at Philadelphia	12/11/05
371	Eli Manning at Philadelphia	9/17/06
312	Eli Manning at Dallas	9/9/07
303	Eli Manning at Atlanta	10/15/07
305	Eli Manning at Washington	11/30/08
330	Eli Manning at Dallas	9/20/09
384	Eli Manning vs. Atlanta	11/22/09
390	Eli Manning vs. Philadelphia	12/13/09
386	Eli Manning vs. Tennessee	9/26/10



306	Eli Manning at Dallas	10/25/10
373	Eli Manning vs. Dallas	11/14/10
301	Eli Manning at Green Bay	12/26/10
321	Eli Manning at Arizona	10/2/11
420	Eli Manning vs. Seattle	10/9/11
349	Eli Manning vs. Miami	10/30/11
311	Eli Manning at San Francisco	11/13/11
406	Eli Manning at New Orleans	11/28/11
347	Eli Manning vs. Green Bay	12/4/11
400	Eli Manning at Dallas	12/11/11
346	Eli Manning vs. Dallas	1/1/12
330**	Eli Manning at Green Bay	1/15/12
316**	Eli Manning at San Francisco	1/22/12
510	Eli Manning vs. Tampa Bay	9/16/12
309	Eli Manning at Philadelphia	9/30/12
337	Eli Manning vs. Washington	10/21/12
450	Eli Manning at Dallas	9/8/13
362	Eli Manning vs. Denver	9/15/13
334	Eli Manning vs. Philadelphia	10/6/13
300	Eli Manning vs. Washington	9/25/14
359	Eli Manning vs. Indianapolis	11/3/14
338	Eli Manning vs. Dallas	11/23/14
391	Eli Manning at St. Louis	12/21/14
429	Eli Manning vs. Philadelphia	12/28/14
441	Eli Manning vs. San Francisco	10/11/15
350	Eli Manning at New Orleans	11/1/15
361	Eli Manning vs. New England	11/15/15
321	Eli Manning at Washington	11/29/15
337	Eli Manning at Miami	12/14/15
302	Eli Manning vs. Philadelphia	1/3/16
368	Eli Manning vs. New Orleans	9/18/16
350	Eli Manning vs. Washington	9/25/16
403	Eli Manning vs. Baltimore	10/16/16
356	Eli Manning at Philadelphia	12/22/16
366	Eli Manning at Philadelphia	9/24/17
434	Eli Manning vs. Philadelphia	12/17/17
326	Eli Manning at Carolina	10/7/18
399	Eli Manning at Atlanta	10/22/18
316	Eli Manning vs. Washington	10/28/18
309	Eli Manning at Indianapolis	12/23/18
301	Eli Manning vs. Dallas	12/30/18
336	Daniel Jones at Tampa Bay	9/22/19
332	Daniel Jones at Detroit	10/27/19
308	Daniel Jones at NY Jets	11/10/19
352	Daniel Jones at Washington	12/22/19
301	Daniel Jones vs. Philadelphia	12/29/19
402	Daniel Jones at New Orleans	10/3/21
341	Daniel Jones vs. Detroit	11/20/22
334	Daniel Jones at Minnesota	12/24/22
301**	Daniel Jones at Minnesota	1/15/23
321	Daniel Jones at Arizona	9/17/23
319	Tyrod Taylor vs. LA Rams	12/31/23
309	Drew Lock vs. Indianapolis	12/29/24
450	<b>Russell Wilson at Dallas</b>	<b>9/14/25</b>

## GIANTS RECEIVING HONOR ROLL (1960-11/12/2000)

## 100 YARDS OR MORE IN A GAME, CHRONOLOGICALLY (SINCE 1960)

\*Team Record

\*\*Postseason Game

135	Kyle Rote at St. Louis	10/2/60
116	Kyle Rote at Pittsburgh	10/9/60
124	Kyle Rote at Philadelphia	11/27/60
180	Bob Schnelker vs. Cleveland	12/18/60
105	Kyle Rote at Washington	10/1/61
103	Del Shofner at Washington	10/1/61
122	Del Shofner vs. Washington	11/5/61
137	Del Shofner vs. Philadelphia	11/12/61
129	Kyle Rote vs. Pittsburgh	11/19/61
100	Joe Walton at Philadelphia	12/10/61
135	Del Shofner at Philadelphia	9/23/62
101	Alex Webster at Pittsburgh	9/30/62
127	Frank Gifford vs. Washington	10/28/62
269*	Del Shofner vs. Washington	10/28/62
158	Del Shofner at Dallas	11/11/62
125	Del Shofner at Washington	11/25/62
155	Alex Webster vs. Dallas	12/16/62
101	Phil King at Baltimore	9/15/63
107	Del Shofner at Washington	10/6/63
105	Joe Walton vs. Dallas	10/20/63
108	Del Shofner at Cleveland	10/27/63
119	Del Shofner vs. Philadelphia	11/10/63
159	Del Shofner vs. San Francisco	11/17/63

106	Del Shofner vs. St. Louis	11/24/63
110	Del Shofner vs. Pittsburgh	12/15/63
122	Joe Morrison vs. St. Louis	11/1/64
121	Aaron Thomas vs. Minnesota	12/6/64
147	Joe Morrison vs. Cleveland	12/12/64
117	Aaron Thomas at Minnesota	10/9/65
145	Aaron Thomas vs. Philadelphia	10/17/65
102	Homer Jones vs. Philadelphia	10/17/65
118	Homer Jones at Cleveland	11/14/65
182	Homer Jones at Washington	12/12/65
173	Homer Jones at Pittsburgh	9/11/66
146	Homer Jones vs. Washington	10/16/66
111	Homer Jones vs. Pittsburgh	12/11/66
131	Joe Morrison vs. Dallas	12/18/66
175	Homer Jones at St. Louis	9/17/67
196	Homer Jones at Washington	10/1/67
123	Aaron Thomas vs. New Orleans	10/8/67
125	Joe Morrison at Pittsburgh	10/15/67
110	Aaron Thomas vs. Cleveland	10/29/67
149	Homer Jones at Minnesota	11/5/67
125	Homer Jones vs. St. Louis	12/17/67
101	Homer Jones at Pittsburgh	9/15/68
179	Homer Jones vs. Washington	9/29/68
116	Homer Jones vs. New Orleans	10/6/68
108	Homer Jones at Atlanta	10/13/68
109	Joe Morrison vs. St. Louis	12/8/68
142	Homer Jones vs. St. Louis	12/8/68
107	Aaron Thomas vs. Dallas	12/15/68
100	Homer Jones vs. Minnesota	9/21/69
127	Aaron Thomas at St. Louis	11/9/69
110	Homer Jones vs. St. Louis	12/7/69
134	Joe Morrison vs. Cleveland	12/21/69
110	Clifton McNeil vs. St. Louis	10/25/70
150	Bob Tucker vs. St. Louis	10/25/70
165	Tucker Frederickson vs. Washington	11/15/70
151	Rich Houston at Green Bay	9/19/71
111	Bobby Duhon at Dallas	10/11/71
108	Bob Tucker at Pittsburgh	11/21/71
160	Joe Morrison vs. Philadelphia	12/19/71
116	Bob Tucker vs. Philadelphia	12/19/71
176	Rich Houston vs. Dallas	9/24/72
100	Bob Tucker vs. Philadelphia	11/26/72
136	Bob Tucker vs. Philadelphia	9/23/73
137	Bob Grim at St. Louis	10/28/73
101	Ron Johnson at Washington	12/2/73
100	Walker Gillette vs. Philadelphia	12/8/74
100	Walker Gillette vs. St. Louis	10/25/75
105	Walker Gillette at Washington	9/12/76
132	Doug Kotar at St. Louis	10/3/76
102	Jimmy Robinson vs. Philadelphia	10/31/76
118	Jimmy Robinson at Atlanta	10/2/77
110	Johnny Perkins at Tampa Bay	9/2/78
100	Jimmy Robinson vs. Dallas	9/10/78
169	Earnest Gray vs. San Francisco	10/14/79
107	Earnest Gray at Kansas City	10/21/79
174	Earnest Gray at St. Louis	9/7/80
137	Mike Friede vs. Dallas	11/9/80
119	Earnest Gray vs. Green Bay	11/16/80
108	Mike Friede vs. Green Bay	11/16/80
114	Earnest Gray at Seattle	12/7/80
118	Johnny Perkins vs. New Orleans	9/20/81
101	Gary Shirk vs. New Orleans	9/20/81
129	Johnny Perkins at Dallas	9/27/81
126	Johnny Perkins at Atlanta	10/25/81
118**	Earnest Gray at San Francisco	1/3/82
121**	Johnny Perkins at San Francisco	1/3/82
102	Butch Woolfolk vs. Houston	12/5/82
148	Floyd Eddings vs. Philadelphia	12/11/82
124	Earnest Gray at Dallas	9/18/83
159	Earnest Gray vs. San Diego	10/2/83
111	Earnest Gray at Kansas City	10/16/83
135	Butch Woolfolk vs. Dallas	10/30/83
145	Earnest Gray vs. Washington	11/13/83
119	Byron Williams at L.A. Raiders	11/27/83
134	Earnest Gray at L.A. Raiders	11/27/83
103	Byron Williams vs. Seattle	12/11/83
124	Byron Williams at Washington	12/17/83
137	Bobby Johnson vs. Philadelphia	9/2/84
167	Byron Williams vs. Philadelphia	9/2/84
117	Bobby Johnson at Washington	9/16/84
112	Earnest Gray at L.A. Rams	9/30/84



120	Lionel Manuel at Atlanta	10/14/84
128	Earnest Gray vs. Washington	10/28/84
102	Lionel Manuel at Dallas	11/04/84
126	Zeke Mowatt vs. Kansas City	11/25/84
105	Lionel Manuel at Green Bay	9/15/85
129	Lionel Manuel vs. Dallas	10/6/85
104	Bobby Johnson vs. Dallas	10/6/85
111	Lionel Manuel at Cincinnati	10/13/85
176	Mark Bavaro at Cincinnati	10/13/85
128	Phil McConkey at Dallas	12/15/85
105	Bobby Johnson at Dallas	9/8/86
106	Mark Bavaro at L.A. Raiders	9/21/86
110	Mark Bavaro vs. New Orleans	9/28/86
116	Stacy Robinson @ San Francisco	12/1/86
111	Mark Bavaro @ Washington	12/7/86
151	Lionel Manuel at Dallas	11/2/87
105	Lionel Manuel at Philadelphia	11/15/87
102	Mark Bavaro at Philadelphia	11/15/87
100	Stephen Baker at New Orleans	11/22/87
133	Mark Bavaro vs. Philadelphia	12/6/87
137	Mark Bavaro at St. Louis	12/13/87
109	Mark Bavaro vs. Jets	12/27/87
142	Lionel Manuel at Dallas	9/18/88
103	Odessa Turner at Washington	10/2/88
148	Mark Bavaro at Philadelphia	10/10/88
104	Stephen Baker at Atlanta	10/23/88
106	Lionel Manuel vs. Dallas	11/6/88
134	Stephen Baker at New Orleans	11/27/88
126	Lionel Manuel vs. Philadelphia	12/3/89
109	Stephen Baker at Washington	10/14/90
142	Mark Ingram at Dallas	9/29/91
116	Mark Ingram at Cincinnati	12/1/91
109	Stephen Baker at Chicago	9/21/92
105	Ed McCaffrey at Dallas	11/26/92
124	Mike Sherrard at Washington	10/10/93
113	Mark Jackson vs. Phoenix	11/28/93
109	Mike Sherrard at Houston	11/21/94
101	Mike Sherrard at Cleveland	12/4/94
100	Chris Calloway at Kansas City	9/10/95
128	Mike Sherrard at Seattle	11/5/95
126	Thomas Lewis at Philadelphia	11/19/95
125	Thomas Lewis at Washington	10/20/96
108	Chris Calloway at Washington	10/20/96
145	Chris Calloway at Detroit	10/19/97
100	Kevin Alexander vs. Cincinnati	10/26/97
141	Ike Hilliard at San Francisco	11/30/98
114	Ike Hilliard vs. Washington	9/19/99
105	Amani Toomer vs. Washington	9/19/99
123	Amani Toomer vs. Philadelphia	10/3/99
101	Ike Hilliard at Washington	11/21/99
181	Amani Toomer vs. Jets	12/5/99
121	Ike Hilliard vs. Jets	12/5/99
162	Amani Toomer at St. Louis	12/19/99

#### GIANTS RECEIVING HONOR ROLL (11/19/2000-PRESENT) 100 YARDS OR MORE IN A GAME, CHRONOLOGICALLY

\*Team Record

\*\*Postseason Game

108	Amani Toomer vs. Detroit	11/19/00
136	Amani Toomer vs. Pittsburgh	12/10/00
193	Amani Toomer vs. Jacksonville	12/23/00
155*	Ike Hilliard vs. Minnesota	1/14/01
109	Amani Toomer at Washington	10/28/01
106	Ike Hilliard at Minnesota	11/19/01
124	Amani Toomer vs. Seattle	12/23/01
105	Ike Hilliard vs. Seattle	12/23/01
134	Amani Toomer vs. San Francisco	9/05/02
100	Amani Toomer vs. Seattle	9/22/02
107	Ron Dixon at Minnesota	11/10/02
111	Jeremy Shockey vs. Washington	11/17/02
113	Amani Toomer at Houston	11/24/02
104	Amani Toomer vs. Tennessee	12/1/02
204	Amani Toomer at Indianapolis	12/22/02
116	Jeremy Shockey at Indianapolis	12/22/02
136**	Amani Toomer at San Francisco	1/5/03
126	Amani Toomer vs. Dallas	9/15/03
110	Jeremy Shockey vs. Miami	10/5/03
100	Ike Hilliard at Minnesota	10/26/03
127	Amani Toomer at Jets	11/2/03
106	David Tyree at Philadelphia	11/16/03
110	Amani Toomer vs. Buffalo	11/30/03
126	Amani Toomer vs. Cleveland	9/26/04

102	Tiki Barber vs. Detroit	10/24/04
100	Amani Toomer at Arizona	11/14/04
102	Jamaar Taylor vs. Philadelphia	11/28/04
101	Jeremy Shockey at San Diego	9/25/05
204	Plaxico Burress vs. St. Louis	10/2/05
129	Jeremy Shockey at Dallas	10/16/05
111	Tiki Barber vs. Minnesota	11/13/05
113	Plaxico Burress vs. Philadelphia	11/20/05
127	Jeremy Shockey at Seattle	11/27/05
109	Plaxico Burress at Seattle	11/27/05
107	Jeremy Shockey at Philadelphia	12/11/05
128	Plaxico Burress at Oakland	12/31/05
137	Amani Toomer at Philadelphia	9/17/06
114	Plaxico Burress at Philadelphia	9/17/06
120	Plaxico Burress vs. Philadelphia	12/17/06
144	Plaxico Burress at Dallas	9/9/07
124	Plaxico Burress vs. Jets	10/7/07
129	Jeremy Shockey vs. Dallas	11/11/07
136	Plaxico Burress at Philadelphia	12/9/07
151*	Plaxico Burress at Green Bay	1/20/08
133	Plaxico Burress vs. Washington	9/4/08
102	Domenik Hixon vs. Seattle	10/5/08
150	Mario Manningham at Dallas	9/20/09
134	Steve Smith at Dallas	9/20/09
134	Steve Smith at Kansas City	10/4/09
114	Hakeem Nicks at New Orleans	10/18/09
126	Mario Manningham vs. Atlanta	11/22/09
110	Steve Smith vs. Dallas	12/6/09
110	Hakeem Nicks vs. Philadelphia	12/13/09
103	Steve Smith vs. Tennessee	9/26/10
110	Hakeem Nicks vs. Chicago	10/3/10
130	Hakeem Nicks at Houston	10/10/10
108	Hakeem Nicks at Dallas	10/25/10
101	Steve Smith at Dallas	10/25/10
128	Hakeem Nicks at Seattle	1/7/10
113	Mario Manningham vs. Philadelphia	12/19/10
132	Mario Manningham at Green Bay	12/26/10
101	Mario Manningham at Washington	1/2/11
122	Hakeem Nicks at Washington	9/11/11
110	Victor Cruz at Philadelphia	9/25/11
162	Hakeem Nicks at Arizona	10/2/11
161	Victor Cruz vs. Seattle	10/9/11
128	Victor Cruz vs. Philadelphia	11/20/11
157	Victor Cruz at New Orleans	11/28/11
119	Victor Cruz vs. Green Bay	12/4/11
163	Hakeem Nicks at Dallas	12/11/11
164	Victor Cruz at Jets	12/24/11
178	Victor Cruz vs. Dallas	1/1/12
115**	Hakeem Nicks vs. Atlanta	1/8/12
165**	Hakeem Nicks at Green Bay	1/15/12
142**	Victor Cruz at San Francisco	1/22/12
109**	Hakeem Nicks vs. New England	2/5/12
179	Victor Cruz vs. Tampa Bay	9/16/12
199	Hakeem Nicks vs. Tampa Bay	9/16/12
138	Ramses Barden at Carolina	9/20/12
109	Victor Cruz at Philadelphia	9/30/12
131	Victor Cruz vs. Washington	10/21/12
104	Victor Cruz at Washington	12/3/12
121	Victor Cruz vs. New Orleans	12/9/12
118	Victor Cruz at Dallas	9/8/13
114	Hakeem Nicks at Dallas	9/8/13
101	Rueben Randle at Dallas	9/8/13
118	Victor Cruz vs. Denver	9/15/13
164	Victor Cruz at Kansas City	9/29/13
142	Hakeem Nicks vs. Philadelphia	10/6/13
110	Victor Cruz vs. Green Bay	11/17/13
135	Hakeem Nicks at San Diego	12/8/13
107	Victor Cruz vs. Houston	9/21/14
108	Victor Cruz at Washington	9/25/14
156	Odell Beckham Jr. vs. Indianapolis	11/3/14
108	Odell Beckham Jr. at Seattle	11/9/14
112	Rueben Randle vs. San Francisco	11/16/14
146	Odell Beckham Jr. vs. Dallas	11/23/14
130	Odell Beckham Jr. at Tennessee	12/7/14
143	Odell Beckham Jr. vs. Washington	12/14/14
148	Odell Beckham Jr. at St. Louis	12/21/14
132	Rueben Randle at St. Louis	12/21/14
185	Odell Beckham Jr. vs. Philadelphia	12/28/14
158	Rueben Randle vs. Philadelphia	12/28/14
146	Odell Beckham Jr. vs. Atlanta	9/20/15
116	Rueben Randle vs. Washington	9/24/15

121	Odell Beckham Jr. vs. San Francisco	10/11/15
130	Odell Beckham Jr. at New Orleans	11/1/15
105	Odell Beckham Jr. at Tampa Bay	11/8/15
104	Odell Beckham Jr. vs. New England	11/15/15
142	Odell Beckham Jr. at Washington	11/29/14
149	Odell Beckham Jr. vs. Jets	12/6/15
166	Odell Beckham Jr. at Miami	12/14/15
117	Sterling Shepard vs. New Orleans	9/18/16
121	Odell Beckham Jr. vs. Washington	9/25/16
222	Odell Beckham Jr. vs. Baltimore	10/16/16
100	Odell Beckham Jr. at Pittsburgh	12/4/16
150	Odell Beckham Jr. at Philadelphia	12/22/16
142	Sterling Shepard at San Francisco	11/5/17
139	Sterling Shepard vs. Philadelphia	12/17/17
111	Odell Beckham Jr. vs. Jacksonville	9/9/18
109	Odell Beckham Jr. at Houston	9/23/18
131	Odell Beckham Jr. at Carolina	10/7/18
143	Odell Beckham Jr. at Atlanta	10/22/18
167	Sterling Shepard at Atlanta	10/22/18
136	Odell Beckham Jr. vs. Washington	10/28/18
113	Sterling Shepard at Indianapolis	12/23/18
116	Evan Engram at Dallas	9/8/19
100	Sterling Shepard vs. Tampa Bay	9/22/19
113	Evan Engram vs. Tampa Bay	9/22/19
102	Golden Tate at New England	10/10/19
121	<b>Darius Slayton at Jets</b>	<b>11/10/19</b>
154	<b>Darius Slayton at Philadelphia</b>	<b>12/9/19</b>
111	Sterling Shepard vs. Miami	12/15/19
102	<b>Darius Slayton vs. Pittsburgh</b>	<b>9/14/20</b>
129	<b>Darius Slayton at Dallas</b>	<b>10/11/20</b>
129	Evan Engram at Cincinnati	11/29/20
112	Sterling Shepard vs. Dallas	1/2/21
113	Sterling Shepard vs. Denver	9/12/21
116	Kenny Golladay at New Orleans	10/2/21
189	Kadarius Toney at Dallas	10/10/21
100	<b>Wan'Dale Robinson vs. Detroit</b>	<b>11/20/22</b>
105**	Isaiah Hodgins at Minnesota	1/15/23
109	<b>Jalin Hyatt vs. New England</b>	<b>11/26/23</b>
106	<b>Darius Slayton vs. LA Rams</b>	<b>12/31/23</b>
127	<b>Malik Nabers at Washington</b>	<b>9/15/24</b>
115	<b>Malik Nabers vs. Dallas</b>	<b>9/26/24</b>
122	<b>Darius Slayton at Seattle</b>	<b>10/6/24</b>
108	<b>Darius Slayton at Pittsburgh</b>	<b>10/28/24</b>
171	<b>Malik Nabers vs. Indianapolis</b>	<b>12/29/24</b>
142	<b>Wan'Dale Robinson at Dallas</b>	<b>9/14/25</b>
167	<b>Malik Nabers at Dallas</b>	<b>9/14/25</b>

## YEARLY LEADERS

SCORING YEAR	PLAYER	TD	PAT	FG	PTS
1925	Jack McBride	2	7	2	25
1926	Jack McBride	5	15	1	48
1927	Jack McBride	6	15	2	57
1928	Jack McBride	5	0	0	30
1929	Henry Haines	11	0	0	66
1930	Len Sedbrook	7	12	1	57
1931	Hap Moran	5	8	1	35
1932	Ray Flaherty	5	0	0	30
1933	Ken Strong	6	13	5	64
1934	Ken Strong	6	8	4	56
1935	Dale Burnett	6	0	0	36
1936	Tillie Manton	1	15	0	21
1937	Ward Cuff	4	0	2	30
1938	Ward Cuff	2	18	5	45
1939	Ward Cuff	2	6	7	39
1940	Ward Cuff	2	9	5	36
1941	Ward Cuff	2	19	5	46
1942	Ward Cuff	2	18	3	39
1943	Bill Paschal	12	0	0	72
1944	Bill Paschal	9	0	0	54
1945	Frank Liebel	10	0	0	60
1946	Ken Strong	0	32	4	44
1947	Ken Strong	0	24	2	30
1948	Bill Swiacki	10	0	0	60
1949	Gene Roberts	17	0	0	102
1950	Ray Poole	0	30	5	45
1951	Ray Poole	0	30	12	66
1952	Ray Poole	0	26	10	56
1953	Frank Gifford	9	2	1	47
1954	Ben Agajanian	0	35	13	74

1955	Ben Agajanian	0	32	10	62
1956	Frank Gifford	0	8	1	65
1957	Ben Agajanian	0	32	10	62
1958	Pat Summerall	0	28	12	64
1959	Pat Summerall	0	30	20	90
1960	Pat Summerall	0	32	13	71
1961	Pat Summerall	0	46	14	88
1962	Don Chandler	0	*47	19	104
1963	Don Chandler	0	52	18	106
1964	Don Chandler	0	27	9	54
1965	Tucker Frederickson	6	0	0	36
	Homer Jones	6	0	0	36
1966	Pete Gogolak	0	29	16	77
1967	Homer Jones	14	0	0	84
1968	Pete Gogolak	0	36	14	78
1969	Pete Gogolak	0	33	11	66
	Joe Morrison	11	0	0	66
1970	Pete Gogolak	0	32	25	107
1971	Pete Gogolak	0	30	6	48
1972	Pete Gogolak	0	34	21	97
1973	Pete Gogolak	0	25	17	76
1974	Pete Gogolak	0	21	10	51
1975	George Hunt	0	24	6	42
1976	Joe Danelo	0	20	8	44
1977	Joe Danelo	0	19	14	61
1978	Joe Danelo	0	27	21	90
1979	Billy Taylor	11	0	0	66
1980	Joe Danelo	0	27	16	75
1981	Joe Danelo	0	31	24	103
1982	Joe Danelo	0	18	12	54
1983	Ali Haji-Sheikh	0	22	*35	127
1984	Ali Haji-Sheikh	0	32	17	83
1985	Joe Morris	21	0	0	126
1986	Raul Allegre	0	33	24	105
1987	Raul Allegre	0	25	17	76
1988	Paul McFadden	0	25	14	67
1989	Ottis Anderson	14	0	0	84
1990	Matt Bahr	0	29	17	80
1991	Matt Bahr	0	24	22	90
1992	Rodney Hampton	14	0	0	84
1993	David Treadwell	0	28	25	103
1994	David Treadwell	0	22	11	55
1995	Brad Daluiso	0	28	20	88
1996	Brad Daluiso	0	22	24	94
1997	Brad Daluiso	0	27	22	93
1998	Brad Daluiso	0	32	21	95
1999	Carey Blanchard	0	19	18	73
2000	Brad Daluiso	0	34	17	85
2001	Morten Andersen	0	29	23	98
2002	Matt Bryant	0	30	26	108
2003	Matt Bryant	0	17	11	50
2004	Steve Christie	0	33	22	99
2005	Jay Feely	0	43	*35	*148
2006	Jay Feely	0	38	23	107
2007	Lawrence Tynes	0	40	23	109
2008	John Carney	0	38	35	143
2009	Lawrence Tynes	0	45	27	126
2010	Lawrence Tynes	0	43	19	100
2011	Lawrence Tynes	0	43	19	100
2012	Lawrence Tynes	0	46	33	1445
2013	Josh Brown	0	31	23	100
2014	Josh Brown	0	44	24	116
2015	Josh Brown	0	44	30	134
2016	Odell Beckham Jr.	10	0	0	60
2017	Aldrick Rosas	0	20	18	74
2018	Aldrick Rosas	0	31	32	127
2019	Aldrick Rosas	0	33	11	66
2020	<b>Graham Gano</b>	<b>0</b>	<b>21</b>	<b>31</b>	<b>114</b>
2021	<b>Graham Gano</b>	<b>0</b>	<b>17</b>	<b>29</b>	<b>104</b>
2022	<b>Graham Gano</b>	<b>0</b>	<b>32</b>	<b>29</b>	<b>119</b>
2023	Saquon Barkley	10	0	0	62**
2024	Greg Joseph	0	6	13	45

\*Single Season Club Record \*\*Includes 2-point conversion

## RUSHING

YEAR	PLAYER	YDS	ATT	TD
1932	John McBride	302	84	1
1933	Harry Newman	437	130	3
1934	Harry Newman	483	141	3
1935	Elvin Richards	449	153	4
1936	Tuffy Leemans	830	206	2
1937	Hank Sour	442	120	2

1938	Tuffy Leemans	463	121	4
1939	Tuffy Leemans	429	128	3
1940	Tuffy Leemans	474	132	1
1941	Tuffy Leemans	332	100	4
1942	Merle Hapes	363	95	3
1943	Bill Paschal	572	147	10
1944	Bill Paschal	737	196	9
1945	Bill Paschal	247	59	2
1946	Frank Filchock	371	98	2
1947	Gene Roberts	296	86	1
1948	Gene Roberts	491	145	0
1949	Gene Roberts	634	152	9
1950	Eddie Price	703	126	4
1951	Eddie Price	971	271	7
1952	Eddie Price	748	183	5
1953	Sonny Grandelius	278	108	1
1954	Eddie Price	555	135	2
1955	Alex Webster	634	128	5
1956	Frank Gifford	819	159	5
1957	Frank Gifford	528	136	5
1958	Frank Gifford	468	115	8
1959	Frank Gifford	540	106	3
1960	Mel Triplett	573	124	4
1961	Alex Webster	928	196	2
1962	Alex Webster	743	207	5
1963	Phil King	613	161	3
1964	Ernie Wheelwright	402	100	0
1965	Tucker Frederickson	659	195	5
1966	Joe Morrison	327	94	0
1967	Ernie Koy	704	146	4
1968	Tucker Frederickson	486	142	1
1969	Joe Morrison	387	107	4
1970	Ron Johnson	1,027	263	8
1971	Bobby Duhon	344	93	1
1972	Ron Johnson	1,182	298	9
1973	Ron Johnson	902	260	6
1974	Joe Dawkins	561	156	2
1975	Joe Dawkins	438	129	2
1976	Doug Kotar	731	185	3
1977	Bob Hammond	577	154	3
1978	Doug Kotar	625	149	1
1979	Billy Taylor	700	198	7
1980	Billy Taylor	580	147	4
1981	Rob Carpenter	748	190	5
1982	Butch Woolfork	439	112	2
1983	Butch Woolfork	857	246	2
1984	Rob Carpenter	795	250	7
1985	Joe Morris	1,336	194	*21
1986	Joe Morris	1,516	341	14
1987	Joe Morris	658	193	3
1988	Joe Morris	1,083	307	5
1989	Ottis Anderson	1,023	325	14
1990	Ottis Anderson	784	225	11
1991	Rodney Hampton	1,059	256	10
1992	Rodney Hampton	1,141	247	14
1993	Rodney Hampton	1,077	292	5
1994	Rodney Hampton	1,075	327	6
1995	Rodney Hampton	1,182	306	10
1996	Rodney Hampton	827	254	1
1997	Charles Way	698	151	4
1998	Gary Brown	1,063	247	5
1999	Joe Montgomery	348	115	3
2000	Tiki Barber	1,006	213	8
2001	Tiki Barber	865	166	4
2002	Tiki Barber	1,387	304	11
2003	Tiki Barber	1,216	278	2
2004	Tiki Barber	1,518	322	13
2005	Tiki Barber	*1,860	*357	9
2006	Tiki Barber	1,662	327	5
2007	Brandon Jacobs	1,009	202	4
2008	Brandon Jacobs	1,089	219	15
2009	Brandon Jacobs	835	224	5
2010	Ahmad Bradshaw	1,235	276	8
2011	Ahmad Bradshaw	659	171	9
2012	Ahmad Bradshaw	1,015	221	6
2013	Andre Brown	492	139	3
2014	Andre Williams	721	217	7
2015	Rashad Jennings	863	195	3
2016	Rashad Jennings	593	181	3
2017	Orleans Darkwa	751	171	5
2018	Saquon Barkley	1,307	261	11

2019	Saquon Barkley	1,003	217	6
2020	Wayne Gallman Jr.	682	147	6
2021	Saquon Barkley	593	162	2
	Devontae Booker	592	162	2
2022	Saquon Barkley	1,312	295	10
2023	Saquon Barkley	962	247	6
2024	<b>Tyrone Tracy Jr.</b>	<b>839</b>	<b>192</b>	<b>5</b>

\*Single Season Club Record

## PASSING

YEAR	PLAYER	ATT	COMP	YDS	TD	INT
1932	John McBride	74	36	363	6	9
1933	Harry Newman	136	53	973	11	17
1934	Harry Newman	93	35	391	1	12
1935	Ed Danowski	113	57	794	10	9
1936	Ed Danowski	104	47	515	5	10
1937	Ed Danowski	134	66	814	8	5
1938	Ed Danowski	129	70	848	7	8
1939	Ed Danowski	101	42	437	3	6
1940	Ed Miller	73	35	505	4	7
1941	Tuffy Leemans	66	31	475	4	5
1942	Tuffy Leemans	69	35	555	7	4
1943	Tuffy Leemans	87	37	360	5	5
1944	Arnie Herber	86	36	651	6	8
1945	Arnie Herber	80	35	641	9	8
1946	Frank Filchock	169	87	1,262	12	*25
1947	Paul Governali	197	85	1,461	14	16
1948	Charlie Conerly	299	162	2,175	22	13
1949	Charlie Conerly	305	152	2,138	17	20
1950	Charlie Conerly	132	56	1,000	8	7
1951	Charlie Conerly	189	93	1,277	10	22
1952	Charlie Conerly	169	82	1,090	13	10
1953	Charlie Conerly	303	143	1,711	13	*25
1954	Charlie Conerly	210	103	1,439	17	11
1955	Charlie Conerly	202	98	1,310	13	13
1956	Charlie Conerly	174	90	1,143	10	7
1957	Charlie Conerly	232	128	1,712	11	11
1958	Charlie Conerly	184	88	1,199	10	9
1959	Charlie Conerly	194	113	1,706	14	4
1960	George Snow	155	76	1,263	11	13
1961	Y.A. Tittle	285	163	2,272	17	12
1962	Y.A. Tittle	375	200	3,224	33	20
1963	Y.A. Tittle	367	221	3,145	*36	14
1964	Y.A. Tittle	281	147	1,798	10	22
1965	Earl Morrall	302	155	2,446	22	12
1966	Gary Wood	170	81	1,142	6	13
1967	Fran Tarkenton	377	204	3,088	29	19
1968	Fran Tarkenton	337	182	2,555	21	12
1969	Fran Tarkenton	409	220	2,918	23	8
1970	Fran Tarkenton	389	219	2,777	19	12
1971	Fran Tarkenton	386	226	2,567	11	21
1972	Norm Snead	325	196	2,307	17	12
1973	Norm Snead	235	131	1,483	7	8
1974	Craig Morton	237	122	1,510	9	13
1975	Craig Morton	363	186	2,359	11	16
1976	Craig Morton	284	153	1,865	9	20
1977	Joe Pisarcik	241	103	1,346	4	14
1978	Joe Pisarcik	301	143	2,096	12	23
1979	Phil Simms	265	134	1,743	13	14
1980	Phil Simms	402	193	2,321	15	19
1981	Phil Simms	316	172	2,031	11	9
1982	Scott Brunner	298	161	2,017	10	9
1983	Scott Brunner	386	190	2,516	9	22
1984	Phil Simms	*533	*286	4,044	22	18
1985	Phil Simms	495	275	3,829	22	20
1986	Phil Simms	468	259	3,847	21	22
1987	Phil Simms	282	163	2,230	17	9
1988	Phil Simms	479	263	3,359	21	11
1989	Phil Simms	405	228	3,061	14	14
1990	Phil Simms	311	184	2,284	15	4
1991	Jeff Hostetler	285	179	2,032	5	4
1992	Jeff Hostetler	192	103	1,225	8	3
1993	Phil Simms	400	247	3,038	15	9
1994	Dave Brown	350	201	2,536	12	16
1995	Dave Brown	456	254	2,814	11	10
1996	Dave Brown	398	214	2,412	12	20
1997	Danny Kanell	294	156	1,740	11	9
1998	Danny Kanell	299	160	1,603	11	10
1999	Kerry Collins	332	191	2,316	8	11
2000	Kerry Collins	529	311	3,610	22	13
2001	Kerry Collins	568	327	3,764	19	16
2002	Kerry Collins	545	335	*4,073	19	14

2003	Kerry Collins	500	284	3,110	13	16
2004	Kurt Warner	277	174	2,054	6	4
2005	Eli Manning	557	294	3,762	24	17
2006	Eli Manning	522	301	3,244	24	18
2007	Eli Manning	529	297	3,336	23	20
2008	Eli Manning	479	289	3,238	21	10
2009	Eli Manning	509	317	4,021	27	14
2010	Eli Manning	539	339	4,002	31	*25
2011	Eli Manning	*589	*359	4,033	29	16
2012	Eli Manning	536	323	3,948	26	15
2013	Eli Manning	551	317	3,818	18	*27
2014	Eli Manning	*601	*379	4,410	30	14
2015	Eli Manning	*618	*387	4,432	35	14
2016	Eli Manning	598	377	4,027	26	16
2017	Eli Manning	571	352	3,468	19	13
2018	Eli Manning	576	380	4,299	21	11
2019	Daniel Jones	459	284	3,027	24	12
2020	Daniel Jones	448	280	2,943	11	10
2021	Daniel Jones	361	232	2,428	10	7
2022	Daniel Jones	472	317	3,205	15	5
2023	Tyrod Taylor	180	116	1,341	5	3
2024	Daniel Jones	341	216	2,070	8	7

\*Single Season Club Record

## RECEIVING

YEAR	PLAYER	NO	YDS	TD
1932	Ray Flaherty	21	350	5
1933	Dale Burnett	12	212	3
1934	Morris Badgro	16	206	1
1935	Tod Goodwin	26	432	4
1936	Dale Burnett	16	246	3
1937	Tuffy Leemans	11	157	1
1938	Hank Soar	13	164	2
	Dale Burnett	13	145	1
1939	Hank Soar	12	134	0
1940	Leland Shaffer	15	121	2
1941	Ward Cuff	19	317	2
1942	Ward Cuff	16	267	2
1943	Bill Walls	14	231	2
1944	O'Neal Adams	14	342	1
1945	Frank Liebel	22	593	10
1946	Ray Poole	24	307	3
1947	Ray Poole	23	395	4
1948	Bill Swiacki	39	550	10
1949	Bill Swiacki	47	652	4
1950	Bill Swiacki	20	280	3
1951	Joe Scott	23	356	2
1952	Bill Stribling	26	399	5
1953	Kyle Rote	26	440	5
	Eddie Price	26	233	1
1954	Bob Schnelker	30	550	8
1955	Frank Gifford	33	437	4
1956	Frank Gifford	51	603	4
1957	Frank Gifford	41	588	4
1958	Frank Gifford	29	330	2
1959	Frank Gifford	42	768	4
1960	Kyle Rote	42	750	2
1961	Del Shofner	68	1,125	11
1962*	Del Shofner	53	1,133	12
1963	Del Shofner	64	1,181	9
1964	Aaron Thomas	43	624	6
1965	Joe Morrison	41	574	4
1966	Homer Jones	48	1,044	8
1967	Aaron Thomas (Homer Jones: 13 TD Rec*)	51	877	9
1968	Homer Jones	45	1,057	7
1969	Joe Morrison	44	647	7
1970	Clifton McNeil	50	764	4
1971	Bob Tucker	59	791	4
1972	Bob Tucker	55	764	4
1973	Bob Tucker	50	681	5
1974	Joe Dawkins	46	332	3
1975	Walker Gillette	43	600	2
1976	Bob Tucker	42	498	1
1977	Jim Robinson	22	422	1
1978	Jim Robinson	32	620	2
	Johnny Perkins	32	514	3
1979	Gary Shirk	31	471	2
1980	Earnest Gray	52	777	10
1981	Johnny Perkins	52	858	6
1982	Tom Mullady	27	287	0
1983	Earnest Gray	78	1,139	5

1984	Zeke Mowatt	48	698	7
	Bob Johnson	48	795	6
1985	Lionel Manuel	49	859	6
1986	Mark Bavaro	66	1,001	4
1987	Mark Bavaro	55	867	8
1988	Lionel Manuel	65	1,029	4
1989	Odessa Turner	38	467	4
1990	David Meggett	39	410	1
1991	Mark Ingram	51	824	3
1992	Ed McCaffrey	49	610	5
1993	Mark Jackson	58	708	4
1994	Mike Sherrard	53	825	6
1995	Chris Calloway	56	796	3
1996	Chris Calloway	53	739	4
	Thomas Lewis	53	694	4
1997	Chris Calloway	58	849	8
1998	Chris Calloway	62	812	6
1999	Amani Toomer	79	1,183	6
2000	Amani Toomer	78	1,094	7
2001	Amani Toomer	72	1,054	5
	Tiki Barber	72	577	0
2002	Amani Toomer	82	1,343	8
2003	Tiki Barber	69	461	1
2004	Jeremy Shockey	61	666	6
2005	Plaxico Burress	76	1,214	7
2006	Jeremy Shockey	66	623	7
2007	Plaxico Burress	70	1,025	12
2008	Steve Smith	57	574	1
2009	Steve Smith	107	1,220	7
2010	Hakeem Nicks	79	1,052	11
2011	Victor Cruz	82	*1,536	9
2012	Victor Cruz	86	1,092	10
2013	Victor Cruz	73	998	4
2014	Odell Beckham Jr.	91	1,305	12
2015	Odell Beckham Jr.	96	1,450	**13
2016	Odell Beckham Jr.	102	1,367	10
2017	Evan Engram	64	722	6
2018	Saquon Barkley	91	721	4
2019	Sterling Shepard	57	576	3
2020	Sterling Shepard	66	656	3
2021	Evan Engram	46	408	3
2022	Richie James	57	569	4
	Saquon Barkley	57	338	0
2023	Wan'Dale Robinson	60	525	1
2024	Malik Nabers	*109	1,204	7

\*Single Season Club Record \*\*Tied Single Season Club Record

## INTERCEPTIONS

YEAR	PLAYER	NO	YDS
1940	Doug Oldershaw	4	48
	Leland Shaffer	4	14
1941	Ward Cuff	4	152
	George Franck	4	94
1942	Merle Hapes	3	49
	Hank Soar	3	31
1943	Dave Brown	6	64
1944	Howard Livingston	9	172
1945	Howard Livingston	3	65
1946	Frank Liebel	5	117
1947	Frank Reagan	10	203
1948	Frank Reagan	9	145
1949	Emlen Tunnel	10	251
1950	Otto Schnellbacher	8	99
1951	Otto Schnellbacher	*11	194
1952	Tom Landry	8	99
1953	Emlen Tunnel	6	117
1954	Emlen Tunnel	8	108
	Tom Landry	8	71
1955	Emlen Tunnel	7	76
1956	Emlen Tunnel	6	87
1957	Emlen Tunnel	6	87
1958	Jim Patton	*11	183
1959	Dick Nolan	5	57
	Lindon Crow	5	54
	Jim Patton	5	13
1960	Jim Patton	6	100
1961	Dick Lynch	9	60
1962	Jim Patton	7	125
1963	Dick Lynch	9	*251
1964	Dick Lynch	4	68
1965	Carl Lockhart	4	117
	Dick Lynch	4	38

1966	Carl Lockhart	6	20
1967	Carl Lockhart	5	38
1968	Willie Williams	10	103
1969	Bruce Maher	5	112
1970	Willie Williams	6	114
1971	Willie Williams	5	58
1972	Carl Lockhart	4	56
	Willie Williams	4	42
	Richmond Flowers	4	30
	Pete Athas	4	11
1973	Pete Athas	5	52
1974	Chuck Crist	3	20
1975	Bobby Brooks	4	38
1976	Rick Volk	2	14
	Brad Van Pelt	2	13
	Jim Steinke	2	0
1977	Bill Bryant	3	54
1978	Terry Jackson	7	115
1979	Brian Kelley	3	41
	Harry Carson	3	28
	Terry Jackson	3	10
1980	Mike Dennis	5	68
1981	Beasley Reece	4	84
1982	Terry Jackson	4	75
1983	Terry Jackson	6	20
1984	Mark Haynes	7	90
1985	Elvis Patterson	6	88
1986	Terry Kinard	4	52
	Perry Williams	4	31
1987	Terry Kinard	5	163
1988	Sheldon White	4	70
1989	Terry Kinard	5	135
1990	Everson Walls	6	80
1991	Mark Collins	4	77
	Everson Walls	4	7
1992	Greg Jackson	4	71
1993	Mark Collins	4	77
	Greg Jackson	4	32
1994	John Booty	3	95
	Phillippi Sparks	3	4
1995	Vencie Glenn	5	91
	Phillippi Sparks	5	11
1996	Jason Sehorn	5	61
1997	Jason Sehorn	6	74
1998	Percy Ellsworth	5	92
1999	Percy Ellsworth	6	80
2000	Emmanuel McDaniel	6	30
2001	Will Allen	4	27
2002	Jason Sehorn	2	31
	William Peterson	2	1
	Shaun Williams	2	-2
2003	Frank Walker	2	74
	Ralph Brown	2	51
	Will Allen	2	23
	Johnnie Harris	2	3
2004	Gibril Wilson	3	39
	Brent Alexander	3	3
2005	Brent Alexander	4	45
2006	Kevin Dockery	2	100
	R.W. McQuarters	2	67
	Mathias Kiwaniuka	2	44
	Will Demps	2	39
	Sam Madison	2	28
	Gibril Wilson	2	25
	Fred Robbins	2	12
2007	Sam Madison	4	59
	Gibril Wilson	4	12
2008	Corey Webster	3	65
	James Butler	3	62
	Aaron Ross	3	58
2009	Terrell Thomas	5	87
2010	Terrell Thomas	5	56
2011	Corey Webster	6	71
2012	Stevie Brown	8	*307
2013	Antrel Rolle	6	23
2014	Quintin Demps	4	19
2015	Trumaine McBride	3	84
	Dominique Rodgers	3	72
	Cromartie		
2016	Dominique Rodgers	6	28
	Cromartie		
2017	Janoris Jenkins	3	113

	Ross Cockrell	3	1
2018	Alec Ogletree	5	61
2019	Janoris Jenkins	4	84
2020	James Bradberry	3	19
2021	Xavier McKinney	5	64
2022	Julian Love	2	44
	<b>Dane Belton</b>	<b>2</b>	<b>0</b>
2023	Xavier McKinney	3	22
2024	Five Players With 1	1	52

\* Single Season Club Record

## SACKS (OFFICIAL STATISTIC SINCE 1982)

YEAR	PLAYER	SACKS
1982	Lawrence Taylor	7.5
1983	George Martin	9.0
	Lawrence Taylor	9.0
	Lawrence Taylor	11.5
1984	Leonard Marshall	15.5
1985	Lawrence Taylor	20.5
1986	Lawrence Taylor	12.0
1987	Lawrence Taylor	15.5
1988	Lawrence Taylor	15.0
1989	Lawrence Taylor	10.5
1990	Lawrence Taylor	11.0
1991	Leonard Marshall	5.0
1992	Lawrence Taylor	11.5
1993	Keith Hamilton	6.5
1994	Keith Hamilton	7.5
1995	Michael Strahan	5.0
1996	Chad Bratzke	5.0
	Michael Strahan	14.0
1997	Michael Strahan	15.0
1998	Michael Strahan	9.0
1999	Jessie Armstead	10.5
2000	Keith Hamilton	*22.5
2001	Michael Strahan	11.0
2002	Michael Strahan	18.5
2003	Michael Strahan	7.0
2004	Osi Umenyiora	14.5
2005	Osi Umenyiora	6.0
2006	Osi Umenyiora	13.0
2007	Osi Umenyiora	12.0
2008	Justin Tuck	7.0
2009	Osi Umenyiora	11.5
2010	Osi Umenyiora	11.5
	Justin Tuck	16.5
2011	Jason Pierre-Paul	6.5
2012	Jason Pierre-Paul	11.0
2013	Justin Tuck	12.5
2014	Jason Pierre-Paul	9.5
2015	Robert Ayers	8.5
2016	Olivier Vernon	8.5
2017	Jason Pierre-Paul	7.0
2018	Olivier Vernon	10.0
2019	Markus Golden	11.5
2020	Leonard Williams	8.0
2021	Azeez Ojulari	7.5
2022	<b>Dexter Lawrence</b>	<b>11.5</b>
2023	<b>Kayvon Thibodeaux</b>	<b>9.0</b>
2024	<b>Dexter Lawrence</b>	<b>9.0</b>

\*NFL Single Season Record (since tied)

## ALL-PURPOSE YARDS

YEAR	PLAYER	RUSH	REC	PUNT	KO	INT	FUM	TOT
1942	Merle Hapes	363	79	170	215	49	-	876
1943	Bill Paschal	572	74	92	183	0	-	921
1944	Bill Paschal	737	0	102	260	0	-	1,099
1945	Ward Cuff	214	172	124	105	0	-13	602
1946	Bill Paschal	362	78	111	158	0	0	709
1947	George Cheverko	63	300	88	135	54	0	640
1948	Joe Scott	198	235	25	569	10	0	1,037
1949	Gene Roberts	634	711	0	16	0	0	1,361
1950	Joe Scott	322	240	23	351	0	0	936
1951	Eddie Price	971	19	0	0	0	0	990
1952	Emlen Tunnell	0	0	411	364	149	3	927
1953	Frank Gifford	157	292	106	327	0	0	882
1954	Eddie Price	555	352	0	0	0	3	910
1955	Alex Webster	634	269	0	0	0	0	903
1956	Frank Gifford	819	603	0	0	0	0	1,422
1957	Frank Gifford	528	588	0	0	0	0	1,116
1958	Frank Gifford	468	330	0	0	0	0	798
1959	Frank Gifford	540	768	0	0	0	0	1,308
1960	Kyle Rote	0	750	0	0	0	0	750
1961	Alex Webster	928	313	0	0	0	0	1,241
1962	Alex Webster	743	477	0	0	0	0	1,220



1963	Del Shofner	0	1,181	0	0	0	0	1,181
1964	Clarence Childs	102	97	40	987	0	0	1,226
1965	Tucker Frederickson	659	177	0	0	0	0	836
1966	Homer Jones	43	1,044	0	0	0	0	1,087
1967	Homer Jones	60	1,209	0	38	0	8	1,315
1968	Homer Jones	18	1,057	0	0	0	0	1,075
1969	Joe Morrison	387	647	0	0	0	0	1,034
1970	Ron Johnson	1,027	487	0	140	0	0	1,654
1971	Rocky Thompson	177	85	0	947	0	0	1,209
1972	Ron Johnson	1,182	451	0	0	0	0	1,633
1973	Ron Johnson	902	377	0	0	0	0	1,279
1974	Leon McQuay	240	59	81	689	0	0	1,069
1975	Doug Kotar	378	86	5	405	0	0	874
1976	Doug Kotar	731	319	0	39	0	0	1,089
1977	Bobby Hammond	577	136	334	419	0	0	1,466
1978	Bobby Hammond	554	173	157	290	0	0	1,174
1979	Billy Taylor	700	253	0	131	0	0	1,084
1980	Alvin Garrett	31	69	287	527	0	0	914
1981	Leon Bright	197	291	410	481	0	0	1,379
1982	Butch Woolfork	439	224	0	428	0	0	1,091
1983	Butch Woolfork	857	368	0	13	0	0	1,238
1984	Rob Carpenter	795	209	0	0	0	0	1,004
1985	Joe Morris	1,336	212	0	25	0	0	1,573
1986	Joe Morris	1,516	233	0	0	0	0	1,749
1987	Mark Bavaro	0	867	0	0	0	0	867
1988	Joe Morris	1,083	166	0	0	0	0	1,249
1989	David Meggett	117	531	582	577	0	0	1,807
1990	David Meggett	164	410	467	492	0	0	1,533
1991	Rodney Hampton	1,059	283	0	204	0	0	1,546
1992	Rodney Hampton	1,141	215	0	0	0	0	1,356
1993	David Meggett	329	319	331	403	0	0	1,382
1994	David Meggett	298	293	323	548	0	0	1,462
1995	Rodney Hampton	1,182	142	0	0	0	0	1,324
1996	Tyrone Wheatley	400	51	0	503	0	0	954
1997	Charles Way	698	304	0	46	0	0	1,048
1998	Gary Brown	1,063	36	0	0	0	0	1,099
1999	Tiki Barber	258	609	506	266	0	0	1,639
2000	Tiki Barber	1,006	719	332	28	0	0	2,085
2001	Tiki Barber	865	577	338	0	0	0	1,782
2002	Tiki Barber	1,387	597	5	0	0	0	1,989
2003	Tiki Barber	1,216	461	0	0	0	0	1,677
2004	Tiki Barber	1,518	578	0	0	0	0	2,096
2005	Tiki Barber	1,860	530	0	0	0	0	2,390
2006	Tiki Barber	1,662	465	0	0	0	0	2,127
2007	Brandon Jacobs	1,009	174	0	0	0	0	1,183
2008	Derrick Ward	1,025	384	0	21	0	0	1,430
2009	Domenik Hixon	0	187	256	1,291	0	0	1,731
2010	Ahmad Bradshaw	1,235	314	0	0	0	0	1,549
2011	Ahmad Bradshaw	659	267	0	0	0	0	926
2012	David Wilson	358	34	0	1,533	0	0	1,925
2013	Victor Cruz	0	998	0	0	0	0	998
2014	Odell Beckham Jr.	35	1,305	171	0	0	0	1,511
2015	Odell Beckham Jr.	3	1,450	26	0	0	0	1,479
2016	Odell Beckham Jr.	9	1,367	10	0	0	0	1,376
2017	Orleans Darkwa	751	116	0	0	0	0	867
2018	Saquon Barkley	1,307	721	0	0	0	0	2,028
2019	Saquon Barkley	911	413	0	0	0	0	1,324
2020	Wayne Gallman	682	114	0	0	0	0	796
2021	Devontae Booker	593	268	0	0	0	0	861
2022	Saquon Barkley	1,312	338	0	0	0	0	1,650
2023	Saquon Barkley	962	280	0	0	0	0	1,242
2024	Malik Nabers	2	1,204	0	0	0	0	1,206

\*Single Season Club Record

## GIANTS LONGEST PLAYS

## LONGEST FIELD GOAL

57	Graham Gano, at San Francisco	Sept. 21, 2023
	Graham Gano, at Dallas	Nov. 24, 2022
	Aldrick Rosas, vs. Chicago	Dec. 2, 2018
56	Graham Gano, vs. Carolina	Sept. 18, 2022
	Ali Haji-Sheikh, at Detroit	Nov. 7, 1963
	Ali Haji-Sheikh, vs. Green Bay	Sept. 26, 1983
55	Graham Gano, at Washington	Sept. 14, 2025
	Graham Gano, at Minnesota	Dec. 24, 2022
	Graham Gano, at Washington	Sept. 16, 2021
	Graham Gano, vs. Dallas	Oct. 11, 2020
	Joe Danelo, vs. New Orleans	Sept. 20, 1981
54	Graham Gano, at Philadelphia	Dec. 26, 2020
	Graham Gano, vs. Dallas	Oct. 11, 2020
	Brad Daluiso, vs. Phoenix	Nov. 28, 1993

	Matt Bahr, vs. Houston	Dec. 21, 1991
	Joe Danelo, at Seattle	Oct. 18, 1981
	Pete Gogolak, vs. Dallas	Nov. 8, 1970
53	Graham Gano, vs. Carolina	Oct. 24, 2021
	Aldrick Rosas at Carolina	Oct. 7, 2018
	Josh Brown, vs. New England	Nov. 15, 2015
	Josh Brown, at Tampa Bay	Nov. 8, 2015
	Josh Brown, at Tampa Bay	Dec. 28, 2014
	Lawrence Tynes, at Dallas	Oct. 25, 2010
	Steve Christie, at Philadelphia	Sept. 12, 2004
	Raul Allegre, at Philadelphia	Nov. 15, 1987
	Don Chandler, at Dallas	Dec. 1, 1963

## LONGEST RUN FROM SCRIMMAGE

95	Tiki Barber, at Oakland (TD)	Dec. 31, 2005
91	Hap Moran, vs. Green Bay	Nov. 23, 1930
88	Ahmad Bradshaw, at Buffalo (TD)	Dec. 23, 2007
80	Daniel Jones, at Philadelphia	Oct. 22, 2020
	Eddie Price, at Philadelphia (TD)	Dec. 9, 1951
79	Frank Gifford, vs. Washington	Nov. 29, 1959
78	Saquon Barkley, at Washington (TD)	Dec. 9, 2018
	Tiki Barber, vs. Arizona (TD)	Sept. 3, 2000
77	Ahmad Bradshaw, vs. Baltimore	Nov. 16, 2008
	Bill Paschal, vs. Cleveland Rams (TD)	Nov. 4, 1945
75	Orleans Darkwa, vs. Washington (TD)	Dec. 31, 2017
	Eddie Price, at Chicago Cardinals (TD)	Nov. 2, 1952
	Tuffy Leemans, vs. Green Bay (TD)	Nov. 20, 1938
74	Eddie Price, at Philadelphia	Dec. 10, 1950
73	Brandon Jacobs, at Minnesota	Dec. 13, 2010
72	Tiki Barber, at Philadelphia (TD)	Sept. 12, 2004
71	Alex Webster, at Chicago Cardinals	Oct. 2, 1955
70	Tiki Barber, at Houston	Nov. 24, 2002
	Joe Morrison, at Philadelphia (TD)	Sept. 29, 1963
	Frank Filchock, at Pittsburgh (TD)	Oct. 6, 1946
	Kirk Richards, vs. Brooklyn (TD)	Oct. 22, 1933

## LONGEST PASS COMPLETION

99	Eli Manning (to Victor Cruz) (TD) at Jets	Dec. 24, 2011
98	Earl Morall (to Homer Jones) (TD) at Pittsburgh	Sept. 11, 1966
94	Norm Snead (to Rich Houston) (TD) vs. Dallas	Sept. 24, 1972
92	Eli Manning (to Mario Manningham) (TD) at Washington	Jan. 2, 2011
89	Earl Morrall (to Homer Jones) (TD) vs. Philadelphia	Oct. 17, 1965
88	Frank Reagan (to George Franck) (TD) vs. Washington	Oct. 12, 1947
87	Eli Manning (to Odell Beckham Jr.) (TD) vs. New England	Nov. 15, 2015
	Kent Graham (to Tiki Barber) (TD) at Arizona	Dec. 6, 1998
85	Eli Manning (to Mario Manningham) (TD) at Green Bay	Dec. 26, 2010
	Jeff Hostetler (to Stephen Baker) (TD) at New Orleans	Nov. 27, 1988
	Charlie Conerly (to Choo-Choo Roberts) (TD) vs. Chicago Bears	Oct. 23, 1949
84	Eli Manning (to Odell Beckham Jr.) (TD) at Miami	Dec. 14, 2015
	Fran Tarkenton (to Homer Jones) at Pittsburgh	Sept. 15, 1968
83	Frank Gifford (to Eddie Price) (TD) at Cleveland	Oct. 31, 1954
82	Kerry Collins (to Amani Toomer) (TD) at Indianapolis	Dec. 22, 2002
	Joe Pisarcik (to Ed Marshall) at Washington	Oct. 23, 1977
	Fran Tarkenton (to Homer Jones) (TD) vs. Washington	Sept. 29, 1968
	Tom Kennedy (to Homer Jones) (TD) vs. Pittsburgh	Dec. 11, 1966

## LONGEST INTERCEPTION RETURN

102	Jason Pinnock, at Miami (TD)	Oct. 8, 2023
	Erich Barnes, at Dallas (TD)	Oct. 15, 1961
101	Henry Carr, at Rams (TD)	Nov. 13, 1966
97	Lawrence Taylor, at Detroit (TD)	Nov. 25, 1982
96	Lawrence Taylor, at Detroit (TD)	Oct. 23, 2006
	Ward Cuff, vs. Washington (TD)	Dec. 4, 1938
95	Sam Barnes, vs. Philadelphia (TD)	Aug. 31, 1997
91	Ryan Mundy, at Dallas	Sept. 8, 2013
89	Bruce Maher, at Dallas	Nov. 10, 1968
84	Dale Burnett, vs. Green Bay	Nov. 26, 1933
82	Dick Lynch, vs. Dallas	Oct. 20, 1963
78	George Martin, vs. Denver (TD)	Nov. 23, 1986
77	Doug Wycoff, vs. Brooklyn Dodgers	Oct. 25, 1931
75	Vencie Glenn, at Washington (TD)	Oct. 29, 1995
	Vencie Glenn, at Washington	Nov. 10, 1963

## LONGEST PUNT

90	Rodney Williams, at Denver	Sept. 10, 2001
74	Jamie Gillan, vs. New England	Nov. 26, 2023
	Len Younce, vs. Chicago Bears	Nov. 14, 1943
	Don Chandler, at Dallas	Oct. 11, 1964
73	Dave Jennings, vs. Houston	Dec. 5, 1982



72	Dave Jennings, vs. Dallas Len Younce, at Brooklyn Tigers Carl Kinscherf, at Phil.-Pitt.	Nov. 4, 1979 Oct. 15, 1944 Oct. 9, 1943
71	Riley Dixon, vs. Philadelphia Steve Weatherford, at Philadelphia Sean Landeta, vs. Green Bay Sean Landeta, vs. Philadelphia Kay Eakin, vs. Cleveland	Nov. 15, 2020 Oct. 12, 2014 Nov. 8, 1992 Dec. 3, 1989 Nov. 16, 1941
70	George Frank, vs. Philadelphia	Oct. 12, 1941
<b>LONGEST PUNT RETURN</b>		
95	Al Bloodgood, at Pottsville	Sept. 30, 1928
94	<b>Gunner Olszewski, vs. Rams (TD)</b>	<b>Dec. 31, 2023</b>
87	Amani Toomer, vs. Buffalo (TD)	Sept. 1, 1996
85	Tiki Barber, vs. Dallas (TD)	Oct. 18, 1999
83	Eddie Dove, at Philadelphia	Sept. 29, 1963
81	Bosh Pritchard, at Chicago Cardinals	Nov. 25, 1951
	Emlen Tunnell, vs. Chicago Cardinals (TD)	Oct. 14, 1951
76	David Meggett, vs. Raiders (TD)	Dec. 24, 1989
75	Hinkey Haines, vs. N.Y. Yanks David Meggett, at New Orleans (TD)	Dec. 4, 1927 Dec. 20, 1993

74	Emlen Tunnell, at N.Y. Yanks (TD)	Dec. 16, 1951
71	Emlen Tunnell, vs. Philadelphia (TD)	Oct. 21, 1951
70	David Meggett, at Tampa Bay (TD)	Nov. 24, 1991
<b>LONGEST KICKOFF RETURN</b>		
100	<b>Ihmir Smith-Marsette, vs. Indianapolis (TD)</b>	<b>Dec. 29, 2024</b>
	Dwayne Harris, vs. Dallas (TD)	Oct. 25, 2015
	Clarence Childs, vs. Minnesota (TD)	Dec. 6, 1964
	Emlen Tunnell, vs. N.Y. Yanks (TD)	Nov. 4, 1951
99	Joe Scott, vs. Rams (TD)	Nov. 14, 1948
98	Jimmy Patton, vs. Washington (TD)	Oct. 30, 1955
97	David Wilson, vs. New Orleans (TD)	Dec. 9, 2012
	Jack Hagerty, vs., Buffalo Bisons (TD)	Nov. 5, 1929
95	Willie Ponder, vs. Arizona (TD)	Sept. 11, 2005
	Jack Salschieder, at Chicago Cardinals (TD)	Oct. 30, 1949
93	Rocky Thompson, at St. Louis (TD)	Oct. 3, 1971
	Harry Newman, at Boston Redskins (TD)	Oct. 7, 1934
92	Derrick Ward, at Washington (TD)	Dec. 5, 2004
	David Meggett, vs. Philadelphia (TD)	Nov. 22, 1992
	Rocky Thomas, at Detroit (TD)	Sept. 17, 1972

## WIN / LOSS RECORDS

## GIANTS BEST WINNING PERCENTAGE SEASONS

1929	.900 (13-1-1)
1927	.885 (11-1-1)
1986	.875 (14-2)
1939	.864 (9-1-1)
1944	.850 (8-1-1)
1950	.833 (10-2)

## GIANTS MOST REGULAR SEASON VICTORIES

1986	14 wins
1990	13 wins
1930	13 wins
1929	13 wins
2008	12 wins
2000	12 wins
1989	12 wins
1962	12 wins
2016	11 wins
2005	11 wins
1993	11 wins
1963	11 wins
1933	11 wins
1927	11 wins

## GIANTS REGULAR SEASON RECORD MONTH-BY-MONTH

	Home	Road	Total
August	1-0-0 (1.000)	0-0-0	1-0-0 (1.000)
September	52-51-1 (.504)	71-76-4 (.483)	123-127-5 (.492)
October	125-82-4 (.602)	99-106-6 (.483)	224-188-10 (.543)
November	141-94-9 (.600)	77-100-7 (.435)	218-194-16 (.529)
December	80-79-3 (.503)	72-72-0 (.500)	152-151-3 (.502)
January	5-4-0 (.556)	3-5-0 (.375)	8-9-0 (.471)
<b>Total</b>	<b>404-310-17 (.564)</b>	<b>322-359-17 (.474)</b>	<b>726-669-34 (.520)</b>

## GIANTS POSTSEASON RECORD MONTH-BY-MONTH

	Home	Road	Neutral	Totals
December	5-6 (.455)	2-9 (.182)	-	7-15 (.318)
January	7-3 (.700)	7-7 (.500)	2-1 (.667)	16-11 (.593)
February	-	-	2-0 (1.000)	2-0-0 (1.000)
<b>Total</b>	<b>12-9 (.571)</b>	<b>9-16 (.360)</b>	<b>4-1 (.800)</b>	<b>25-26 (.490)</b>

## GIANTS REGULAR SEASON RECORD BY DECADE

	Home	Road	Totals
1920s	27-8-3 (.771)	17-9-2 (.654)	44-17-5 (.705)
1930s	48-15-4 (.762)	32-24-4 (.571)	80-39-8 (.661)
1940s	34-26-3 (.567)	21-21-5 (.500)	55-47-8 (.536)
1950s	39-19-2 (.672)	37-22-1 (.627)	76-41-3 (.646)
1960s	35-31-3 (.530)	34-32-3 (.515)	69-63-6 (.522)
1970s	29-42-1 (.410)	21-51-0 (.292)	50-93-1 (.351)
1980s	46-31-0 (.597)	35-39-1 (.473)	81-70-1 (.536)
1990s	47-33-0 (.588)	36-43-1 (.456)	83-76-1 (.522)
2000s	43-37-0 (.537)	45-35-0 (.563)	88-72-0 (.550)
2010s	38-42-0 (.475)	32-48-0 (.400)	70-90-0 (.438)
2020s	18-26-1 (.411)	12-35-0 (.255)	30-61-1 (.332)
<b>Overall</b>	<b>404-310-17 (.564)</b>	<b>322-359-17 (.474)</b>	<b>726-669-34 (.520)</b>

## GIANTS POSTSEASON RECORD BY DECADE

	Home	Road	Super Bowls	Totals
1920s	0-0	0-0		
1930s	2-0 (1.000)	0-3 (.000)		2-3 (.400)
1940s	0-3 (.000)	0-1 (.000)		0-4 (.000)
1950s	2-1 (.667)	0-2 (.000)		2-3 (.400)
1960s	0-1 (.000)	0-2 (.000)		0-3 (.000)
1970s	0-0	0-0		0-0
1980s	3-1 (.800)	2-3 (.400)	1-0	6-4 (.600)
1990s	2-1 (.750)	1-1 (.500)	1-0	4-2 (.667)
2000s	2-2 (.400)	3-2 (.667)	1-1	6-5 (.546)
2010s	1-0 (1.000)	2-1 (.667)	1-0	4-1 (.800)
2020s	0-0	1-1 (.500)		1-1 (.500)
<b>Overall</b>	<b>12-9 (.571)</b>	<b>9-16 (.360)</b>	<b>4-1 (.800)</b>	<b>25-26 (.490)</b>

Super Bowls XXI, XXV and XXXV count as Giants home games, Super Bowls XLIII and XLVI count as Giants road games

## BIGGEST WINS

Points	Opponent	Date
56 Pts (56-0)	vs. Philadelphia	10-15-33
53 Pts (53-0)	vs. Frankford	10-19-30
53 Pts (53-0)	vs. Washington	11-5-61
52 Pts (62-10)	vs. Philadelphia	11-26-72
46 Pts (49-3)	at Green Bay (Milw.)	11-21-48
*46 Pts (49-3)	vs. San Francisco	1-4-87
44 Pts (51-7)	vs. N.Y. Yanks	12-3-50
43 Pts (49-6)	vs. St. Louis	12-7-69
*41 Pts (48-7)	vs. Cleveland	12-6-59

40 Pts (47-7)
39 Pts (45-6)
38 Pts (44-6)
37 Pts (44-7)
37 Pts (44-7)
37 Pts (44-7)
36 Pts (36-0)
36 Pts (36-0)
35 Pts (42-7)
35 Pts (35-0)
35 Pts (55-20)
35 Pts (42-7)
*Postseason

## WORST LOSSES

Points
56 Pts (7-63)
49 Pts (7-56)
48 Pts (14-62)
45 Pts (7-52)
45 Pts (0-45)
42 Pts (0-42)
41 Pts (14-55)
*41 Pts (3-44)
40 Pts (0-40)
38 Pts (0-38)
38 Pts (7-45)
38 Pts (0-38)
37 Pts (7-44)
37 Pts (7-44)
37 Pts (0-37)
36 Pts (13-49)
35 Pts (0-35)
35 Pts (10-45)
35 Pts (14-49)
*Postseason

vs. Chicago	12-30-56
at Buffalo Bison	11-5-29
vs. Seattle	10-5-08
vs. Oakland	10-11-09
vs. Phoenix	12-4-88
vs. Philadelphia	11-26-67
vs. Washington	10-30-05
vs. Washington	12-4-38
vs. Philadelphia	12-30-12
vs. Pittsburgh	10-20-57
at Baltimore	11-19-50
at Pittsburgh	9-22-35

## Opponent

at Pittsburgh
vs. Chicago Bears
at Cleveland
at Dallas
at Philadelphia
at Oakland
at L.A. Rams
at San Francisco
vs. Dallas
at Carolina
at New Orleans
at Detroit
at Minnesota
at San Diego
at Green Bay
at Washington
vs. Dallas
at Cleveland
vs. Washington

## Date

11-30-52
11-14-43
12-6-53
9-18-66
10-10-48
11-4-73
11-13-66
1-15-94
9-10-23
9-22-13
12-14-03
11-15-36
1-3-10
10-19-80
12-31-61
9-28-75
9-4-95
12-1-68
12-5-37

## BY OPPONENT

## GIANTS COMPOSITE RECORD (VS. CURRENT NFC TEAMS)

Opponent	Reg. Season	Playoffs	Total
Arizona	81-46-2	0-0	81-46-2
Atlanta	11-15-0	1-0	12-15-0
Carolina	6-7-0	0-1	6-8-0
Chicago	22-31-2	3-5	25-36-2
Dallas	46-78-2	1-0	47-78-2
Detroit	21-24-1	0-1	21-25-1
Green Bay	25-29-2	3-5	28-34-2
LA Rams	16-29-0	1-1	17-30-0
Minnesota	10-18-0	3-1	13-18-0
New Orleans	17-17-0	0-0	17-17-0
Philadelphia	87-93-2	2-3	89-96-2
San Francisco	17-18-0	4-4	21-22-0
Seattle	11-11-0	0-0	11-11-0
Tampa Bay	15-10-0	1-0	16-10-0
Washington	107-73-5	1-1	108-74-4
<b>TOTALS</b>	<b>492-499-16</b>	<b>20-22</b>	<b>512-521-16</b>

## GIANTS COMPOSITE RECORD (VS. CURRENT AFC TEAMS)

Opponent	Reg. Season	Playoffs	Total
Baltimore	3-5-0	0-1	3-6-0
Buffalo	6-8-0	1-0	7-8-0
Cincinnati	5-7-0	0-0	5-7-0
Cleveland	22-27-2	1-1	23-28-2
Denver	6-8-0	1-0	7-8-0
Houston	5-1-0	0-0	5-1-0
Indianapolis	8-10-0	0-2	8-12-0
Jacksonville	4-4-0	0-0	4-4-0
Kansas City	11-5-0	0-0	11-5-0
Las Vegas	6-9-0	0-0	6-9-0
LA Chargers	6-8-0	0-0	6-8-0
Miami	7-4-0	0-0	7-4-0
New England	5-7-0	2-0	7-7-0
NY Jets	8-7-0	0-0	8-7-0
Pittsburgh	44-32-3	0-0	44-32-3
Tennessee	7-6-0	0-0	7-6-0
<b>Totals</b>	<b>153-148-5</b>	<b>5-4</b>	<b>158-152-5</b>

## GIANTS VS. DEFUNCT NFL TEAMS

Baltimore Colts (1950)	1-0-0
Brooklyn Lions	2-0-0
Brooklyn Dodgers	20-5-3
Brooklyn Tigers	2-0-0
Boston Yankees	5-1-3

Buffalo Bisons	2-0-0
Canton Bulldogs	0-0-1
Cleveland Bulldogs	1-1-1
Columbus Tigers	1-0-0
Dallas Texans	1-0-0
Dayton Triangles	1-0-0
Detroit Wolverines	0-1-1
Duluth Eskimos	2-0-0
Frankford Yellow Jackets	8-5-1
Hartford Blues	1-0-0
Kansas City Cowboys	2-0-0
Los Angeles Buccaneers	0-1-0
Newark Tornados	2-0-0
New York Bulldogs	1-1-0
New York Yanks	3-0-0
New York Yankees	3-2-0
Orange Tornados	1-0-1
Pottsville Maroons	4-0-0
Providence Steamrollers	10-2-1
Rochester Jeffersons	1-0-0
Staten Island Stapletons	5-2-1
Phil-Pitt (1943)	1-1-0
Card-Pitt (1944)	1-0-0
Totals	81-22-13

GIANTS VS. THE NFC EAST IN THE REGULAR SEASON								
Year	PHI	WAS	DAL	ARI	Home	Away	Overall	
1970	1-1	2-0	1-1	2-0	4-0	2-2	6-2	
1971	0-2	0-2	0-2	0-1	0-4	1-3	1-7	
1972	2-0	0-2	1-1	2-0	2-2	3-1	5-3	
1973	0-1-1	0-2	0-2	1-1	1-2-1	0-4	1-6-1	
1974	0-2	0-2	1-1	0-2	0-4	1-3	1-7	
1975	1-1	0-2	0-2	0-2	0-4	1-3	1-7	
1976	0-2	1-1	0-2	0-2	1-3	0-4	1-7	
1977	0-2	2-0	0-2	1-1	2-2	1-3	3-5	
1978	0-2	1-1	0-2	1-1	2-2	0-4	2-6	
1979	0-2	1-1	0-2	0-2	1-3	0-4	1-7	
1980	0-2	0-2	1-1	1-1	1-3	1-3	2-6	
1981	1-1	1-1	1-1	2-0	2-2	3-1	5-3	
1982	2-0	0-2	0-0	0-1	1-1	1-2	2-3	
1983	1-1	0-2	0-2	0-1-1	0-4	1-2-1	1-6-1	
1984	1-1	1-1	2-0	1-1	4-0	1-3	5-3	
1985	2-0	1-1	0-2	2-0	3-1	2-2	5-3	
1986	2-0	2-0	1-1	2-0	4-0	3-1	7-1	
1987	2-0	0-2	0-2	1-1	2-2	1-3	3-5	
1988	0-2	2-0	2-0	1-1	3-1	2-2	5-3	
1989	0-2	2-0	2-0	2-0	3-1	3-1	6-2	
1990	1-1	2-0	2-0	2-0	4-0	3-1	7-1	
1991	0-2	0-2	1-1	2-0	2-2	1-3	3-5	
1992	0-2	1-1	0-2	1-1	1-3	1-3	2-6	
1993	2-0	2-0	0-2	1-1	3-1	2-2	5-3	
1994	2-0	2-0	1-1	1-1	3-1	3-1	6-2	
1995	0-2	2-0	0-2	2-0	2-2	2-2	4-4	
1996	0-2	0-2	1-1	1-1	2-2	0-4	2-6	
1997	2-0	1-0-1	2-0	2-0	4-0	3-0-1	7-0-1	
1998	2-0	1-1	0-2	2-0	3-1	2-2	5-3	
1999	2-0	0-2	1-1	0-2	2-2	1-3	3-5	
2000	2-0	1-1	2-0	2-0	3-1	4-0	7-1	
2001	0-2	1-1	1-1	2-0	3-1	1-3	4-4	
2002	1-1	2-0	2-0	-	3-0	2-1	5-1	
2003	0-2	1-1	0-2	-	0-3	1-2	1-5	
2004	0-2	1-1	2-0	-	201	1-2	3-3	
2005	2-0	1-1	1-1	-	3-0	1-2	4-2	
2006	1-1	2-0	1-1	-	1-2	3-0	4-2	
2007	2-0	1-1	0-2	-	1-2	2-1	3-3	
2008	1-1	2-0	1-1	-	2-1	2-1	4-2	
2009	0-2	2-0	2-0	-	2-1	2-1	4-2	
2010	0-2	2-0	1-1	-	1-2	2-1	3-3	
2011	1-1	0-2	2-0	-	1-2	2-1	3-3	
2012	1-1	1-1	1-1	-	2-1	1-2	3-3	
2013	1-1	2-0	1-1	-	1-2	2-1	3-3	
2014	0-2	2-0	0-2	-	1-2	1-2	2-4	
2015	0-2	1-1	1-1	-	2-1	0-3	2-4	
2016	1-1	1-1	2-0	--	2-1	2-1	4-2	
2017	0-2	1-1	0-2	-	1-2	0-3	1-5	
2018	0-2	1-1	0-2	-	0-3	1-2	1-5	
2019	0-2	2-0	0-2	-	1-2	1-2	2-4	
2020	1-1	2-0	1-1	-	3-0	1-2	4-2	
2021	1-1	0-2	0-2	-	1-2	0-3	1-5	
2022	0-2	1-0-1	0-2	-	0-2-1	1-2	1-4-1	
2023	1-1	2-0	0-2	-	2-1	1-2	3-3	
2024	0-2	0-2	0-2	-	0-3	0-3	0-6	

2025	1-1	0-1	0-1	1-0	0-3
Totals	42-68-1	59-50-2	40-69	101-92-2	178-211-4

GIANTS VS. THE AFC (1970-2025)			
Year	Home	Away	Overall
1970	1-0	2-0	3-0
1971	1-1	0-1	1-2
1972	1-1	0-1	1-2
1973	1-0	0-2	1-2
1974	0-2	1-0	1-2
1975	1-1	1-0	2-1
1976	1-1	0-1	1-2
1977	0-1	0-1	0-2
1978	1-0	0-1	1-1
1979	0-1	1-0	1-1
1980	0-2	1-1	1-3
1981	0-1	1-0	1-1
1982	1-0	0-0	1-0
1983	0-2	0-2	0-4
1984	1-0	1-0	2-0
1985	1-1	1-1	2-2
1986	3-0	1-1	4-1*
1987	2-0	0-1	2-1
1988	1-0	0-1	1-1
1989	2-0	2-0	4-0
1990	2-1	2-0	4-1*
1991	2-0	1-1	3-1
1992	2-0	0-2	2-2
1993	1-1	1-1	2-2
1994	1-1	2-0	3-1
1995	0-2	0-2	0-4
1996	0-2	2-0	2-2
1997	1-1	0-2	1-3
1998	2-0	1-1	3-1
1999	1-1	1-1	2-2
2000	2-1	1-1	3-2*
2001	1-1	1-1	2-2
2002	1-1	1-1	2-2
2003	0-2	1-1	1-3
2004	1-1	0-2	1-3
2005	2-0	1-1	3-1
2006	1-1	0-2	1-3
2007	1-1	3-0	4-1*
2008	2-0	1-1	3-1
2009	1-1	1-1	2-2
2010	1-1	1-1	2-2
2011	2-0	3-0	5-0*
2012	1-1	0-2	1-3
2013	1-1	0-2	1-3
2014	1-1	1-1	2-2
2015	0-2	2-0	2-2
2016	2-0	1-1	3-1
2017	1-1	1-1	2-2
2018	0-2	1-1	1-3
2019	1-1	0-2	1-3
2020	0-2	1-1	1-3
2021	1-1	0-3	1-4
2022	3-0	2-0	5-0
2023	1-1	0-3	1-4
2024	1-2	1-1	2-3
2025	1-1	0-1	1-2
Totals	59-49	46-55	106-104

\*Includes Super Bowl Win  
\*\*Includes Super Bowl Loss

NOTABLE GAMES

GIANTS IN OVERTIME		
Won: 25 Lost: 21 Tied: 3		
Regular Season: 23-19-3 Postseason: 2-2		
Home: 10-11-1 (0-2) Away: 13-8-2 (2-0)		
Date	Opponent	Score
12-28-58	vs. Baltimore (NFL Champ. Game)	17-23 (L)
11-10-74	vs. Jets	20-26 (L)
12-18-77	vs. Chicago	9-12 (L)
11-12-78	at Washington	13-16 (L)
10-25-81	at Atlanta	27-24 (W)
11-15-81	vs. Washington	27-30 (L)
12-19-81	vs. Dallas	13-10 (W)
9-11-83	at Atlanta	16-13 (W)
10-24-83	at St. Louis (Monday Night Football)	20-20 (T)
9-29-85	at Philadelphia	16-10 (W)

10-18-87	at Buffalo	3-6 (L)
12-6-87	vs. Philadelphia	23-20 (W)
10-30-88	at Detroit	13-10 (W)
11-20-88	vs. Philadelphia	17-23 (L)
1-7-89	vs. Rams (Divisional Playoff Game)	13-19 (L)
1-2-94	vs. Dallas	13-16 (L)
10-30-94	vs. Detroit	25-28 (L)
9-10-95	at Kansas City	17-20 (L)
10-8-95	vs. Arizona	27-21 (W)
9-1-96	vs. Buffalo	20-23 (L)
10-19-97	at Detroit	26-20 (W)
11-23-97	at Washington (Sunday Night Football)	7-7 (T)
10-31-99	at Philadelphia	23-17 (W)
11-4-01	vs. Dallas	27-24 (W)
12-1-02	vs. Tennessee	27-21 (L)
12-28-02	vs. Philadelphia	10-7 (W)
9-15-03	vs. Dallas	35-32 (L)
9-21-03	at Washington	24-21 (W)
11-2-03	at Jets	31-28 (W)
10-6-05	at Dallas	16-13 (L)
11-27-05	at Seattle	24-21 (L)
12-11-05	at Philadelphia	26-23 (W)
9-17-06	at Philadelphia	30-24 (W)
1-20-08	at Green Bay (NFC Champ. Game)	23-20 (W)
9-21-08	vs. Cincinnati	26-23 (W)
12-21-08	vs. Carolina	34-28 (W)
11-22-09	vs. Atlanta	34-31 (W)
1-22-12	at San Francisco (NFC Cham. Game)	20-17 (W)
12-22-13	at Detroit	23-20 (W)
12-6-15	vs. Jets	23-20 (L)
11-19-17	vs. Kansas City	12-9 (W)
12-2-18	vs. Chicago	30-27 (W)
12-9-19	at Philadelphia	30-17 (L)
12-22-19	at Washington	41-35 (W)
10-3-21	at New Orleans	27-21 (W)
12-4-22	Washington	20-20 (T)
10-29-23	Jets	13-10 (L)
11/20/24	at Carolina	20-17 (L)
9/14/25	at Dallas	40-37 (L)

## GIANTS ON SUNDAY NIGHT

Overall: 23-35-1 Home: 11-16 Away: 12-19-1

Date	Opponent	Score	Network
10-6-85	vs. Dallas	29-30 (L)	ABC
11-8-87	vs. New England	17-10 (W)	ESPN
11-27-88	at New Orleans	13-12 (W)	ESPN
9-9-90	vs. Philadelphia	27-20 (W)	TNT
10-27-91	vs. Washington	13-17 (L)	ESPN
11-1-92	at Washington	24-7 (W)	TNT
11-15-92	at Denver	13-27 (L)	ESPN
10-3-93	at Buffalo	14-17 (L)	TNT
9-11-94	at Arizona	20-17 (W)	TNT
10-29-95	at Washington	24-15 (W)	TNT
9-1-96	vs. Buffalo	20-23 OT (L)	TNT
11-10-96	at Carolina	17-27 (L)	ESPN
11-23-97	at Washington	7-7 OT (T)	ESPN
10-11-98	vs. Atlanta	20-34 (L)	ESPN
9-26-99	at New England	14-16 (L)	ESPN
9-24-00	vs. Washington	6-16 (L)	ESPN
11-26-00	at Arizona	31-7 (W)	ESPN
12-17-00	at Dallas	17-13 (W)	ESPN
11-3-02	vs. Jacksonville	24-17 (W)	ESPN
12-14-03	at New Orleans	7-45 (L)	ESPN
1-2-05	vs. Dallas	28-24 (W)	ESPN
9-25-05	at San Diego	23-45 (L)	ESPN
9-10-06	vs. Indianapolis	21-26 (L)	NBC
11-12-06	vs. Chicago	20-38 (L)	NBC
9-9-07	at Dallas	35-45 (L)	NBC
9-30-07	vs. Philadelphia	16-3 (W)	NBC
12-16-07	vs. Washington	10-22 (L)	NBC
11-9-08	at Philadelphia	36-31 (W)	NBC
12-14-08	at Dallas	8-20 (L)	NBC
12-21-08	vs. Carolina	34-28 OT (W)	NBC
9-20-09	at Dallas	33-31 (W)	NBC
10-25-09	vs. Arizona	17-24 (L)	NBC
12-13-09	vs. Philadelphia	38-45 (L)	NBC
9-19-10	at Indianapolis	14-38 (L)	NBC
10-3-10	vs. Chicago	17-3 (W)	NBC
11-21-10	at Philadelphia	17-27 (L)	NBC
11-20-11	vs. Philadelphia	10-17 (L)	NBC
12-11-11	at Dallas	37-34 (W)	NBC
1-1-12	vs. Dallas	31-14 (W)	NBC

9-30-12	at Philadelphia	17-19 (L)	NBC
11-25-12	vs. Green Bay	38-10 (W)	NBC
9-8-13	at Dallas	31-36 (L)	NBC
12-1-13	at Washington	24-17 (W)	NBC
10-12-14	at Philadelphia	0-27 (L)	NBC
11-23-14	vs. Dallas	28-31 (L)	NBC
9-13-15	at Dallas	26-27 (L)	NBC
10-11-15	vs. San Francisco	30-27 (W)	NBC
12-27-15	at Minnesota	17-49 (L)	NBC
10-09-16	at Green Bay	16-23 (L)	NBC
12-11-16	vs. Dallas	10-7 (W)	NBC
9-10-17	at Dallas	3-19 (L)	NBC
10-15-17	at Denver	23-10 (W)	NBC
9-16-18	at Dallas	13-20 (L)	NBC
12-20-20	vs. Cleveland	20-6 (L)	NBC
12-18-22	at Washington	20-12 (W)	NBC
9-10-23	vs. Dallas	0-40 (L)	NBC
10-15-23	at Buffalo	9-14 (L)	NBC
10-13-24	vs. Cincinnati	7-17 (L)	NBC
9-21-25	vs. Kansas City	22-9 (L)	NBC

## GIANTS ON MONDAY NIGHT

Overall: 26-48-1 Home: 10-15 Away: 16-33-1

Date	Opponent	Score
11-23-70	at Philadelphia	20-23 (L)
10-11-71	at Dallas	13-20 (L)
10-2-72	at Philadelphia	27-12 (W)
12-10-73	at Rams	6-40 (L)
10-20-75	at Buffalo	17-14 (W)
10-31-77	at St. Louis	0-28 (L)
9-17-79	at Washington	0-27 (L)
9-22-80	at Philadelphia	3-35 (L)
9-20-82	vs. Green Bay	19-27 (L)
9-26-83	vs. Green Bay	27-3 (W)
10-24-83	at St. Louis	20-20 (T)
11-7-83	at Detroit	9-15 (L)
10-8-84	vs. San Francisco	10-31 (L)
11-18-85	at Washington	21-23 (L)
9-8-86	at Dallas	28-31 (L)
10-27-86	vs. Washington	27-20 (W)
12-1-86	at San Francisco	21-17 (W)
9-14-87	at Chicago	19-34 (L)
10-5-87	vs. San Francisco	21-41 (L)
11-2-87	at Dallas	24-33 (L)
9-5-88	vs. Washington	27-20 (W)
10-10-88	at Philadelphia	13-24 (L)
9-11-89	at Washington	27-24 (W)
10-30-89	vs. Minnesota	24-14 (W)
11-27-89	at San Francisco	24-34 (L)
11-5-90	at Indianapolis	24-7 (W)
12-3-90	at San Francisco	3-7 (L)
9-2-91	vs. San Francisco	16-14 (W)
10-14-91	at Pittsburgh	23-20 (W)
11-4-91	at Philadelphia	7-30 (L)
9-21-92	at Chicago	27-14 (W)
12-20-93	at New Orleans	24-14 (W)
10-10-94	vs. Minnesota	10-27 (L)
11-7-94	vs. Minnesota	10-38 (L)
11-21-94	at Houston	13-10 (W)
9-4-95	vs. Dallas	0-35 (L)
9-21-98	vs. Dallas	7-31 (L)
11-30-98	at San Francisco	7-31 (L)
10-18-99	vs. Dallas	13-10 (W)
9-10-01	at Denver	31-20 (L)
10-22-01	vs. Philadelphia	10-9 (L)
11-19-01	at Minnesota	28-16 (L)
10-28-02	at Philadelphia	17-3 (L)
9-15-03	vs. Dallas	35-32 (L)
11-24-03	at Tampa Bay	19-13 (L)
9-19-05	at New Orleans*	27-10 (W)
10-23-06	at Dallas	36-22 (W)
11-20-06	at Jacksonville	26-10 (L)
10-15-07	at Atlanta	31-10 (W)
10-13-08	at Cleveland	35-14 (L)
12-21-09	at Washington	45-12 (W)
10-25-10	at Dallas	41-34 (W)
9-19-11	vs. St. Louis	28-16 (W)
11-28-11	at New Orleans	24-29 (L)
12-3-12	at Washington	16-17 (L)
10-21-13	vs. Minnesota	23-7 (W)
9-8-14	at Detroit	14-35 (L)
11-3-14	vs. Indianapolis	24-40 (L)

10-19-15	at Philadelphia	7-27 (L)
12-14-15	at Miami	31-24 (W)
10-3-16	at Minnesota	10-24 (L)
11-14-16	vs. Cincinnati	21-20 (W)
9-18-17	vs. Detroit	10-24 (L)
10-22-18	at Atlanta	20-23 (L)
11-12-18	at San Francisco	27-23 (W)
11-4-19	vs. Dallas	37-18 (L)
12-9-19	at Philadelphia	23-17 (L)
9-14-20	vs. Pittsburgh	26-16 (L)
11-2-20	vs. Tampa Bay	25-23 (L)
11-1-21	at Kansas City	20-17 (L)
11-22-21	at Tampa Bay	30-10 (L)
9-26-22	vs. Dallas	16-23 (L)
10-2-23	vs. Seattle	3-24 (L)
12-11-23	vs. Green Bay	24-22 (W)
10-28-24	at Pittsburgh	18-26 (L)

\*Played in Giants Stadium

MILESTONE GAMES

(based on regular season games)

1st Game	10-11-25 at Providence (L) 0-14
50th Game	12-8-28 at Frankford (L) 0-7
100th Game	10-9-32 at Boston (L) 6-14
200th Game	11-3-40 at Brooklyn (W) 10-7
300th Game	11-20-49 vs. Detroit (L) 21-45
400th Game	9-28-58 Chicago Cardinals (W) 37-7*
500th Game	11-14-65 at Cleveland (L) 21-34
600th Game	11-26-72 vs. Philadelphia (W) 62-10
700th Game	11-11-79 vs. Atlanta (W) 24-3
800th Game	10-12-86 vs. Philadelphia (W) 35-3
900th Game	11-22-92 vs. Philadelphia (L) 34-47
1,000th Game	12-20-98 vs. Kansas City (W) 28-7
1,100th Game	9-25-05 at San Diego (L) 28-45
1,200th Game	10-30-11 vs. Miami (W) 20-17
1,300th Game	11-23-17 at Washington (L) 10-20
1,400th Game	12-11-23 vs. Green Bay (W) 24-22

\*Game played in Buffalo, NY

GIANTS YEAR-BY-YEAR RESULTS

1920'S

1925 (8-4)

4th Place, National Football League  
ROBERT FOLWELL, Head Coach

Date	Opponent	Giants	Opp.
10/11	at Providence (L)	0	14
10/17	at Frankford (L)	3	5
10/18	Frankford (L)	0	14
11/1	Cleveland Bulldogs (W)	19	0
11/3	Buffalo Bisons (W)	7	0
11/8	Columbus (W)	19	0
11/11	Rochester (W)	13	0
11/15	Providence (W)	13	12
11/22	Kansas City Cowboys (W)	9	3
11/29	Dayton (W)	23	0
12/6	Chicago Bears (L)	7	19
12/13	at Chicago Bears (W)	9	0
(H 7-2, A 1-2)		122	67

1926 (8-4-1)

7th Place, National Football League  
JOSEPH ALEXANDER, Head Coach

Date	Opponent	Giants	Opp.
9/26	at Hartford (W)	21	0
10/3	at Providence (W)	7	6
10/10	at Chicago Bears (L)	0	7
10/16	at Frankford (L)	0	6
10/17	Frankford (L)	0	6
10/24	Kansas City Cowboys (W)	13	0
11/2	Canton (T)	7	7
11/7	Chicago Cardinals (W)	20	0
11/11	Duluth (W)	14	13
11/14	LA Buccaneers (L)	0	6
11/21	Providence (W)	21	0
11/25	at Brooklyn Lions (W)	17	0
11/28	Brooklyn Lions (W)	27	0
(H 5-2-1, A 3-2)		147	51

1927 (11-1-1)

1st Place, National Football League  
EARL POTTEIGER, Head Coach  
NFL CHAMPIONS

Date	Opponent	Giants	Opp.
------	----------	--------	------

9/25	at Providence (W)	8	0
10/2	at Cleveland Bulldogs (T)	0	0
10/9	at Pottsville (W)	19	0
10/16	Cleveland Bulldogs (L)	0	6
10/22	at Frankford (W)	13	0
10/23	Frankford (W)	27	0
10/30	Pottsville (W)	16	0
11/6	Duluth (W)	21	0
11/8	Providence (W)	25	0
11/20	Chicago Cardinals (W)	28	7
11/27	Chicago Bears (W)	13	7
12/4	New York Yankees (W)	14	0
12/11	at New York Yankees (W)	13	0
(H 7-1, A 4-0-1)		197	20

1928 (4-7-2)

6th Place, National Football League  
EARL POTTEIGER, Head Coach

Date	Opponent	Giants	Opp.
9/30	at Pottsville (W)	12	6
10/7	at Green Bay (W)	6	0
10/14	at Chicago Bears (L)	0	13
10/21	at Detroit Wolverines (L)	0	28
10/28	at New York Yankees (W)	10	7
11/4	Frankford (T)	0	0
11/6	Pottsville (W)	13	7
11/11	Detroit Wolverines (T)	19	19
11/18	Green Bay (L)	0	7
11/25	at Providence (L)	0	16
12/2	New York Yankees (L)	13	19
12/8	at Frankford (L)	0	7
12/16	at New York Yankees (L)	6	7
(H 1-2-2, A 3-5)		79	136

1929 (13-1-1)

2nd Place, National Football League  
LeROY ANDREWS, Head Coach

Date	Opponent	Giants	Opp.
9/29	at Orange (T)	0	0
10/6	at Providence (W)	7	0
10/13	Staten Island (W)	19	9
10/20	Frankford (W)	32	0
10/27	Providence (W)	19	0
11/3	at Chicago Bears (W)	26	14
11/5	at Buffalo Bisons (W)	45	6
11/10	Orange (W)	22	0
11/17	Chicago Bears (W)	34	0
11/24	Green Bay (L)	6	20
11/28	at Staten Island (W)	21	7
12/1	Chicago Cardinals (W)	24	21
12/7	at Frankford (W)	12	0
12/8	Frankford (W)	31	0
12/15	at Chicago Bears (W)	14	9
(H 7-1, A 6-0-1)		312	86

1930'S

1930 (13-4)

2nd Place, National Football League  
LeROY ANDREWS, Head Coach (11-4)  
STEVE OWEN & BENNIE FRIEDMAN, Co-Head Coaches (2-0)

Date	Opponent	Giants	Opp.
9/17	at Newark (W)	32	0
9/28	at Providence (W)	27	7
10/5	at Green Bay (L)	7	14
10/12	at Chicago Bears (W)	12	0
10/16	Chicago Cardinals (W)	25	12
10/19	Frankford (W)	53	0
10/26	Providence (W)	25	0
10/30	Newark (W)	34	7
11/2	Staten Island (W)	9	7
11/5	at Portsmouth (W)	19	6
11/9	at Chicago Cardinals (W)	13	7
11/16	Chicago Bears (L)	0	12
11/23	Green Bay (W)	13	6
11/27	at Staten Island (L)	6	7
11/30	Brooklyn Dodgers (L)	6	7
12/6	at Frankford (W)	14	6
12/7	at Brooklyn Dodgers (W)	13	0
(H 6-2, A 7-2)		308	98

1931 (7-6-1)

5th Place, National Football League  
STEVE OWEN, Head Coach

Date	Opponent	Giants	Opp.
9/27	at Providence (W)	14	6

9/30	at Portsmouth (L)	6	14
10/4	at Green Bay (L)	7	27
10/11	at Chicago Bears (L)	0	6
10/18	Staten Island (W)	7	0
10/25	Brooklyn Dodgers (W)	27	0
11/1	Portsmouth (W)	14	0
11/8	Frankford (W)	13	0
11/15	Chicago Bears (L)	6	12
11/22	Green Bay (L)	10	14
11/26	at Staten Island (L)	6	9
11/29	Providence (T)	0	0
12/6	at Brooklyn Dodgers (W)	19	6
12/13	at Chicago Bears (W)	25	6
(H 4-2-1, A 3-4)		154	100

1932 (4-6-2)

5th Place, National Football League  
STEVE OWEN, Head Coach

Date	Opponent	Giants	Opp.
9/25	at Portsmouth (L)	0	7
10/2	at Green Bay (L)	0	13
10/9	at Boston Braves (L)	6	14
10/16	at Brooklyn Dodgers (W)	20	12
10/23	Boston Braves (T)	0	0
10/30	Portsmouth (L)	0	6
11/6	Chicago Bears (L)	8	28
11/13	Staten Island (W)	27	7
11/20	Green Bay (W)	6	0
11/24	at Staten Island (T)	13	13
11/27	at Brooklyn Dodgers (W)	13	7
12/4	at Chicago Bears (L)	0	6
(H 2-2-1, A 2-4-1)		93	113

1933 (11-3)

1st Place, Eastern Div.  
STEVE OWEN, Head Coach

Date	Opponent	Giants	Opp.
9/20	at Pittsburgh (W)	23	2
9/24	at Portsmouth (L)	7	17
10/1	Green Bay (Milw.) (W)	10	7
10/8	at Boston Redskins (L)	20	21
10/15	Philadelphia (W)	56	0
10/22	Brooklyn Dodgers (W)	21	7
10/29	at Chicago Bears (L)	10	14
11/5	Portsmouth (W)	13	10
11/12	Boston Redskins (W)	7	0
11/19	Chicago Bears (W)	3	0
11/26	Green Bay (W)	17	6
11/30	at Brooklyn Dodgers (W)	10	0
12/3	Pittsburgh (W)	27	3
12/10	at Philadelphia (W)	20	14
(H 7-0, A 4-3)		244	101
NFL Championship Game			
12/17	at Chicago Bears (L)	21	23

1934 (8-5)

1st Place, Eastern Div.  
STEVE OWEN, Head Coach  
NFL CHAMPIONS

Date	Opponent	Giants	Opp.
9/23	at Detroit (L)	0	9
9/30	Green Bay (Milw.) (L)	6	20
10/3	at Pittsburgh (W)	14	12
10/7	at Boston Redskins (W)	16	13
10/14	Brooklyn Dodgers (W)	14	0
10/21	Pittsburgh (W)	17	7
10/28	Philadelphia (W)	17	0
11/4	at Chicago Bears (L)	7	27
11/11	Green Bay (W)	17	3
11/18	Chicago Bears (L)	9	10
11/25	Boston Redskins (W)	3	0
11/29	at Brooklyn Dodgers (W)	27	0
12/2	at Philadelphia (L)	0	6
(H 5-1, A 3-4)		147	107
NFL Championship Game			
12/9	Chicago Bears (W)	30	13

1935 (9-3)

1st Place, Eastern Div.  
STEVE OWEN, Head Coach

Date	Opponent	Giants	Opp.
9/22	at Pittsburgh (W)	42	7
9/29	at Green Bay (L)	7	16
10/6	at Boston Redskins (W)	20	12
10/13	Brooklyn Dodgers (W)	10	7
10/20	Boston Redskins (W)	17	6
10/27	Chicago Cardinals (L)	13	14

11/3	Chicago Bears (L)	3	20
11/17	at Chicago Bears (W)	3	0
11/24	Philadelphia (W)	10	0
11/28	at Brooklyn Dodgers (W)	21	0
12/1	at Philadelphia (W)	21	14
12/8	Pittsburgh (W)	13	0
(H 4-2, A 5-1)		180	96
NFL Championship Game			
12/15	at Detroit (L)	7	26

1936 (5-6-1)

3rd Place, Eastern Div.  
STEVE OWEN, Head Coach

Date	Opponent	Giants	Opp.
9/13	at Philadelphia (L)	7	10
9/27	at Pittsburgh (L)	7	10
10/4	at Boston Redskins (W)	7	0
10/11	Brooklyn Dodgers (T)	10	10
10/18	Chicago Cardinals (W)	14	6
10/25	Philadelphia (W)	21	17
11/1	Detroit (W)	14	7
11/8	Chicago Bears (L)	7	25
11/15	at Detroit (L)	0	38
11/22	Green Bay (L)	14	26
11/26	at Brooklyn Dodgers (W)	14	0
12/6	Boston Redskins (L)	0	14
(H 3-3-1, A 2-3)		115	163

1937 (6-3-2)

2nd Place, Eastern Div.  
STEVE OWEN, Head Coach

Date	Opponent	Giants	Opp.
9/16	at Washington (L)	3	13
9/26	at Pittsburgh (W)	10	7
10/3	at Philadelphia (W)	16	7
10/17	Philadelphia (W)	21	0
10/24	Brooklyn Dodgers (W)	21	0
10/31	Chicago Bears (T)	3	3
11/7	Pittsburgh (W)	17	0
11/14	Detroit (L)	0	17
11/21	Green Bay (W)	10	0
11/25	at Brooklyn Dodgers (T)	13	13
12/5	Washington (L)	14	49
(H 4-2-1, A 2-1-1)		128	109

1938 (8-2-1)

1st Place, Eastern Div.  
STEVE OWEN, Head Coach  
NFL CHAMPIONS

Date	Opponent	Giants	Opp.
9/18	at Pittsburgh (W)	27	14
9/25	at Philadelphia (L)	10	14
10/3	Pittsburgh (L)	10	13
10/9	at Washington (W)	10	7
10/16	Philadelphia (W)	17	7
10/23	Brooklyn Dodgers (W)	28	14
11/6	Chicago Cardinals (W)	6	0
11/13	Cleveland Rams (W)	28	0
11/20	Green Bay (W)	15	3
11/24	at Brooklyn Dodgers (T)	7	7
12/4	Washington (W)	36	0
(H 6-1, A 2-1-1)		194	79
NFL Championship Game			
12/11	Green Bay (W)	23	17

1939 (9-1-1)

1st Place, Eastern Div.  
STEVE OWEN, Head Coach

Date	Opponent	Giants	Opp.
9/24	at Philadelphia (W)	13	3
10/1	at Washington (T)	0	0
10/8	at Pittsburgh (W)	14	7
10/15	Philadelphia (W)	27	10
10/22	Chicago Bears (W)	16	13
10/29	at Brooklyn Dodgers (W)	7	6
11/5	at Detroit (L)	14	18
11/12	Chicago Cardinals (W)	17	7
11/19	Pittsburgh (W)	23	7
11/26	Brooklyn Dodgers (W)	28	7
12/3	Washington (W)	9	7
(H 6-0, A 3-1-1)		168	85
NFL Championship Game			
12/10	Green Bay (Milw.) (L)	0	27

## 1940'S

1940 (6-4-1)

## 3rd Place, Eastern Div.



## STEVE OWEN, Head Coach

Date	Opponent	Giants	Opp.
9/15	at Pittsburgh (T)	10	10
9/22	at Washington (L)	7	21
9/28	at Philadelphia (W)	20	14
10/13	Philadelphia (W)	17	7
10/20	Pittsburgh (W)	12	0
10/27	Chicago Bears (L)	21	37
11/3	at Brooklyn Dodgers (W)	10	7
11/10	Cleveland Rams (L)	0	13
11/17	Green Bay (W)	7	3
11/24	Washington (W)	21	7
12/1	Brooklyn Dodgers (L)	6	14
	<b>(H 4-3, A 2-1-1)</b>	<b>131</b>	<b>133</b>

1941 (8-3)

1st Place, Eastern Div.  
STEVE OWEN, Head Coach

Date	Opponent	Giants	Opp.
9/13	at Philadelphia (W)	24	0
9/28	at Washington (W)	17	10
10/5	at Pittsburgh (W)	37	10
10/12	Philadelphia (W)	16	0
10/19	Pittsburgh (W)	28	7
10/26	at Brooklyn Dodgers (L)	13	16
11/2	Chicago Cardinals (L)	7	10
11/9	Detroit (W)	20	13
11/16	Cleveland Rams (W)	49	14
11/23	Washington (W)	20	13
12/7	Brooklyn Dodgers (L)	7	21
	<b>(H 5-2, A 3-1)</b>	<b>238</b>	<b>114</b>

## NFL Championship Game

12/21	at Chicago Bears (L)	9	37
-------	----------------------	---	----

1942 (5-5-1)

3rd Place, Eastern Div.  
STEVE OWEN, Head Coach

Date	Opponent	Giants	Opp.
9/27	at Washington (W)	14	7
10/4	at Pittsburgh (L)	10	13
10/11	Philadelphia (W)	35	17
10/18	at Chicago Bears (L)	7	26
10/25	at Brooklyn Dodgers (L)	7	17
11/1	Pittsburgh (L)	9	17
11/8	at Philadelphia (W)	14	0
11/15	Washington (L)	7	14
11/22	Green Bay (T)	21	21
11/29	Chicago Cardinals (W)	21	7
12/6	Brooklyn Dodgers (W)	10	0
	<b>(H 3-2-1, A 2-3)</b>	<b>155</b>	<b>139</b>

1943 (6-3-1)

T-1st Place, Eastern Div.  
STEVE OWEN, Head Coach

Date	Opponent	Giants	Opp.
10/9	at Phil-Pitt (L)	14	28
10/17	at Brooklyn Dodgers (W)	20	0
10/24	Phil-Pitt (W)	42	14
10/31	Green Bay (L)	21	35
11/7	at Detroit (T)	0	0
11/14	Chicago Bears (L)	7	56
11/21	Chicago Cardinals (W)	24	13
11/28	Brooklyn Dodgers (W)	24	7
12/5	Washington (W)	14	10
12/12	at Washington (W)	31	1
	<b>(H 4-2, A 2-1-1)</b>	<b>197</b>	<b>170</b>

## Eastern Division Playoff Game

12/19	Washington (L)	0	28
-------	----------------	---	----

1944 (8-1-1)

1st Place, Eastern Div.  
STEVE OWEN, Head Coach

Date	Opponent	Giants	Opp.
10/8	at Boston Yankees (W)	22	10
10/15	at Brooklyn Tigers (W)	14	7
10/22	Card-Pitt (W)	23	0
10/29	Philadelphia (L)	17	24
11/5	Boston Yankees (W)	31	0
11/12	at Philadelphia (T)	21	21
11/19	Green Bay (W)	24	0
11/26	Brooklyn Tigers (W)	7	0
12/3	Washington (W)	16	13
12/10	at Washington (W)	31	0
	<b>(H 5-1, A 3-0-1)</b>	<b>206</b>	<b>75</b>

## NFL Championship Game

12/17	Green Bay (L)	7	14
-------	---------------	---	----

1945 (3-6-1)

T-3rd Place, Eastern Div.  
STEVE OWEN, Head Coach

Date	Opponent	Giants	Opp.
10/7	at Pittsburgh (W)	34	6
10/14	at Boston Yankees* (T)	13	13
10/21	Pittsburgh (L)	7	21
10/28	Washington (L)	14	24
11/4	Cleveland Rams (L)	17	21
11/11	at Philadelphia (L)	17	38
11/18	Detroit (W)	35	14
11/25	Green Bay (L)	14	23
12/2	Philadelphia (W)	28	21
12/9	at Washington (L)	0	17
	<b>(H 2-4, A 1-2-1)</b>	<b>179</b>	<b>198</b>

\* played at Yankee Stadium

1946 (7-3-1)

1st Place, Eastern Div.  
STEVE OWEN, Head Coach

Date	Opponent	Giants	Opp.
9/30	at Boston Yankees (W)	17	0
10/6	at Pittsburgh (W)	17	14
10/13	at Washington (L)	14	24
10/20	Chicago Cardinals (W)	28	24
10/27	Chicago Bears (W)	14	0
11/3	at Philadelphia (L)	14	24
11/10	Philadelphia (W)	45	17
11/17	Boston Yankees (T)	28	28
11/24	Pittsburgh (W)	7	0
12/1	Los Angeles Rams (L)	21	31
12/8	Washington (W)	31	0
	<b>(H 5-1-1, A 2-2)</b>	<b>236</b>	<b>162</b>

## NFL Championship Game

12/15	Chicago Bears (L)	14	24
-------	-------------------	----	----

1947 (2-8-2)

5th Place, Eastern Div.  
STEVE OWEN, Head Coach

Date	Opponent	Giants	Opp.
9/29	at Boston Yankees (T)	7	7
10/5	at Philadelphia (L)	0	23
10/12	at Washington (L)	20	28
10/19	Boston Yankees (L)	0	14
10/26	Pittsburgh (L)	21	38
11/2	at Detroit (L)	7	35
11/9	Philadelphia (L)	24	41
11/16	at Pittsburgh (L)	7	24
11/23	Green Bay (T)	24	24
11/30	Chicago Cardinals (W)	35	31
12/7	Washington (W)	35	10
12/14	at Los Angeles Rams (L)	10	34
	<b>(H 2-3-1, A 0-5-1)</b>	<b>190</b>	<b>309</b>

1948 (4-8)

3rd Place, Eastern Conf.  
STEVE OWEN, Head Coach

Date	Opponent	Giants	Opp.
9/23	at Boston Yankees (W)	27	7
10/3	at Washington (L)	10	41
10/10	at Philadelphia (L)	0	45
10/17	Chicago Cardinals (L)	35	63
10/24	Pittsburgh (W)	34	27
10/31	at Chicago Bears (L)	14	35
11/7	Philadelphia (L)	14	35
11/14	Los Angeles Rams (L)	37	52
11/21	Green Bay (Milw.) (W)	49	3
11/28	Boston Yankees (W)	28	14
12/5	at Pittsburgh (L)	28	38
12/12	Washington (L)	21	28
	<b>(H 2-4, A 2-4)</b>	<b>297</b>	<b>388</b>

1949 (6-6)

3rd Place, Eastern Div.  
STEVE OWEN, Head Coach

Date	Opponent	Giants	Opp.
9/25	at Pittsburgh (L)	7	28
9/30	at New York Bulldogs (W)	38	14
10/9	at Washington (W)	45	35
10/16	Pittsburgh (L)	17	21
10/23	Chicago Bears (W)	35	28
10/30	at Chicago Cardinals (W)	41	38
11/6	New York Bulldogs (L)	24	31
11/13	at Green Bay (W)	30	10
11/20	Detroit (L)	21	45
11/27	Washington (W)	23	7
12/4	Philadelphia (L)	3	24
12/11	at Philadelphia (L)	3	17

(H 2-4, A 4-2)

287

298

## 1950'S

## 1950 (10-2)

T-1st Place, American Conf.  
STEVE OWEN, Head Coach

Date	Opponent	Giants	Opp.
9/17	at Pittsburgh (W)	18	7
10/1	at Cleveland (W)	6	0
10/8	at Washington (W)	21	17
10/15	Pittsburgh (L)	6	17
10/22	Cleveland (W)	17	13
10/29	at Chicago Cardinals (L)	3	17
11/5	Washington (W)	24	21
11/12	Chicago Cardinals (W)	51	21
11/19	at Baltimore (W)	55	20
11/26	Philadelphia (W)	7	3
12/3	New York Yanks (W)	51	7
12/10	at Philadelphia (W)	9	7
	(H 5-1, A 5-1)	268	150

American Conference Playoff Game

12/17	at Cleveland (L)	3	8
-------	------------------	---	---

## 1951 (9-2-1)

2nd Place, American Conf.  
STEVE OWEN, Head Coach

Date	Opponent	Giants	Opp.
10/1	at Pittsburgh (T)	13	13
10/7	at Washington (W)	35	14
10/14	Chicago Cardinals (W)	28	17
10/21	Philadelphia (W)	26	24
10/28	at Cleveland (L)	13	14
11/4	New York Yanks (W)	37	31
11/11	Washington (W)	28	14
11/18	Cleveland (L)	0	10
11/25	at Chicago Cardinals (W)	10	0
12/2	Pittsburgh (W)	14	0
12/9	at Philadelphia (W)	23	7
12/16	at New York Yanks (W)	27	17
	(H 5-1, A 4-1-1)	254	161

## 1952 (7-5)

T-2nd Place, American Conf.  
STEVE OWEN, Head Coach

Date	Opponent	Giants	Opp.
9/28	at Dallas Texans (W)	24	6
10/4	at Philadelphia (W)	31	7
10/12	at Cleveland (W)	17	9
10/19	Chicago Cardinals (L)	23	24
10/26	Philadelphia (L)	10	14
11/2	at Chicago Cardinals (W)	28	6
11/9	San Francisco (W)	23	14
11/16	Green Bay (L)	3	17
11/23	at Washington (W)	14	10
11/30	at Pittsburgh (L)	7	63
12/7	Washington (L)	17	27
12/14	Cleveland (W)	37	34
	(H 2-4, A 5-1)	234	231

## 1953 (3-9)

5th Place, Eastern Conf.  
STEVE OWEN, Head Coach

Date	Opponent	Giants	Opp.
9/27	at Los Angeles Rams (L)	7	21
10/3	at Pittsburgh (L)	14	24
10/11	at Washington (L)	9	13
10/18	Chicago Cardinals (W)	21	7
10/25	Cleveland (L)	0	7
11/1	at Chicago Cardinals (W)	23	20
11/8	at Philadelphia (L)	7	30
11/15	Pittsburgh (L)	10	14
11/22	Washington (L)	21	24
11/29	Philadelphia (W)	37	28
12/6	at Cleveland (L)	14	62
12/13	Detroit (L)	16	27
	(H 2-4, A 1-5)	179	277

## 1954 (7-5)

3rd Place, Eastern Conf.  
JIM LEE HOWELL, Head Coach

Date	Opponent	Giants	Opp.
9/26	at Chicago Cardinals (W)	41	10
10/2	at Baltimore (L)	14	20
10/10	at Washington (W)	51	21
10/17	Chicago Cardinals (W)	31	17
10/24	Washington (W)	24	7

10/31	at Cleveland (L)	14	24
11/7	at Pittsburgh (W)	30	6
11/14	Philadelphia (W)	27	14
11/21	Los Angeles Rams (L)	16	17
11/28	Cleveland (L)	7	16
12/5	Pittsburgh (W)	24	3
12/12	at Philadelphia (L)	14	29
	(H 4-2, A 3-3)	293	184

## 1955 (6-5-1)

3rd Place, Eastern Conf.  
JIM LEE HOWELL, Head Coach

Date	Opponent	Giants	Coach
9/24	at Philadelphia (L)	17	27
10/2	at Chicago Cardinals (L)	17	28
10/9	at Pittsburgh (L)	23	30
10/16	Chicago Cardinals (W)	10	0
10/23	Pittsburgh (L)	17	19
10/30	Washington (W)	35	7
11/6	at Cleveland (L)	14	24
11/13	Baltimore (W)	17	7
11/20	Philadelphia (W)	31	7
11/27	Cleveland (T)	35	35
12/4	at Washington (W)	27	20
12/11	at Detroit (W)	24	19
	(H 4-1-1, A 2-4)	267	223

## 1956 (8-3-1)

1st Place, Eastern Conf.  
JIM LEE HOWELL, Head Coach  
NFL CHAMPIONS

Date	Opponent	Giants	Opp.
9/30	at San Francisco (W)	38	1
10/7	at Chicago Cardinals (L)	27	35
10/14	at Cleveland (W)	21	9
10/21	Pittsburgh (W)	38	10
10/28	Philadelphia (W)	20	3
11/4	at Pittsburgh (W)	17	14
11/11	Chicago Cardinals (W)	23	10
11/18	at Washington (L)	7	33
11/25	Chicago Bears (T)	17	17
12/2	Washington (W)	28	14
12/9	Cleveland (L)	7	24
12/15	at Philadelphia (W)	21	7
	(H 4-1-1, A 4-2)	264	197

NFL Championship Game

12/30	Chicago Bears (W)	47	7
-------	-------------------	----	---

## 1957 (7-5)

2nd Place, Eastern Conf.  
JIM LEE HOWELL, Head Coach

Date	Opponent	Giants	Opp.
9/29	at Cleveland (L)	3	6
10/5	at Philadelphia (W)	24	20
10/13	at Washington (W)	24	20
10/20	Pittsburgh (W)	35	0
10/27	Washington (L)	14	31
11/3	at Green Bay (W)	21	17
11/10	Chicago Cardinals (W)	27	14
11/17	Philadelphia (W)	13	0
11/24	at Chicago Cardinals (W)	28	21
12/1	San Francisco (L)	17	27
12/7	at Pittsburgh (L)	10	21
12/15	Cleveland (L)	28	34
	(H 3-3, A 4-2)	254	211

## 1958 (9-3)

T-1st Place, Eastern Conf.  
JIM LEE HOWELL, Head Coach

Date	Opponent	Giants	Opp.
9/28	at Chicago Cardinals* (W)	37	7
10/5	at Philadelphia (L)	24	27
10/12	at Washington (W)	21	14
10/19	Chicago Cardinals (L)	6	23
10/26	Pittsburgh (W)	17	6
11/2	at Cleveland (W)	21	17
11/9	Baltimore (W)	24	21
11/16	at Pittsburgh (L)	10	31
11/23	Washington (W)	30	0
11/30	Philadelphia (W)	24	10
12/7	at Detroit (W)	19	17
12/14	Cleveland (W)	13	10
	(H 5-1, A 4-2)	246	183

\* played at Buffalo, N.Y.

Eastern Conference Playoff Game

12/21	Cleveland (W)	10	0
-------	---------------	----	---

NFL Championship Game

12/28 Baltimore (OT) (L) 17 23

1959 (10-2)

1st Place, Eastern Conf.  
JIM LEE HOWELL, Head Coach

Date	Opponent	Giants	Opp.
9/26	at Los Angeles Rams (W)	23	21
10/4	at Philadelphia (L)	21	49
10/11	at Cleveland (W)	10	6
10/18	Philadelphia (W)	24	7
10/25	at Pittsburgh (W)	21	16
11/1	Green Bay (W)	20	3
11/8	Chicago Cardinals (W)	9	3
11/15	Pittsburgh (L)	9	14
11/22	at Chicago Cardinals* (W)	30	20
11/29	Washington (W)	45	14
12/6	Cleveland (W)	48	7
12/13	at Washington (W)	24	10
	(H 5-1, A 5-1)	284	170

\* played at Minneapolis, Minn.

## NFL Championship Game

12/27 at Baltimore (L) 16 31

## 1960'S

1960 (6-4-2)

3rd Place, Eastern Conf.  
JIM LEE HOWELL, Head Coach

Date	Opponent	Giants	Opp.
9/25	at San Francisco (W)	21	19
10/2	at St. Louis (W)	35	14
10/9	at Pittsburgh (W)	19	17
10/16	Washington (T)	24	24
10/30	St. Louis (L)	13	20
11/6	at Cleveland (W)	17	13
11/13	Pittsburgh (W)	27	24
11/20	Philadelphia (L)	10	17
11/27	at Philadelphia (L)	23	31
12/4	Dallas (T)	31	31
12/11	at Washington (W)	17	3
12/18	Cleveland (L)	34	48
	(H 1-3-2, A 5-1)	271	261

1961 (10-3-1)

1st Place, Eastern Conf.  
ALLIE SHERMAN, Head Coach

Date	Opponent	Giants	Opp.
9/17	St. Louis (L)	10	21
9/24	at Pittsburgh (W)	17	14
10/1	at Washington (W)	24	21
10/8	at St. Louis (W)	24	9
10/15	at Dallas (W)	31	10
10/22	L.A. Rams (W)	24	14
10/29	Dallas (L)	16	17
11/5	Washington (W)	53	0
11/12	Philadelphia (W)	38	21
11/19	Pittsburgh (W)	42	21
11/26	at Cleveland (W)	37	21
12/3	Green Bay (Milw.) (L)	17	20
12/10	at Philadelphia (W)	28	24
12/17	Cleveland (T)	7	7
	(H 4-2-1, A 6-1)	368	220

## NFL Championship Game

12/31 at Green Bay (L) 0 37

1962 (12-2)

1st Place, Eastern Conference  
ALLIE SHERMAN, Head Coach

Date	Opponent	Giants	Opp.
9/16	at Cleveland (L)	7	7
9/23	at Philadelphia (W)	29	13
9/30	at Pittsburgh (W)	31	27
10/7	at St. Louis (W)	31	14
10/14	Pittsburgh (L)	17	20
10/21	Detroit (W)	17	14
10/28	Washington (W)	49	34
11/4	St. Louis (W)	31	28
11/11	at Dallas (W)	41	10
11/18	Philadelphia (W)	19	14
11/25	at Washington (W)	42	24
12/2	at Chicago (W)	26	24
12/9	Cleveland (W)	17	13
12/16	Dallas (W)	41	31
	(H 6-1, A 6-1)	398	283

## NFL Championship Game

12/30 Green Bay (L) 7 16

1963 (11-3)

1st Place, Eastern Conference  
ALLIE SHERMAN, Head Coach

Date	Opponent	Giants	Opp.
9/15	at Baltimore (W)	37	28
9/22	at Pittsburgh (L)	0	31
9/29	at Philadelphia (W)	37	14
10/6	at Washington (W)	24	14
10/13	Cleveland (L)	24	35
10/20	Dallas (W)	37	21
10/27	at Cleveland (W)	33	6
11/3	at St. Louis (W)	38	21
11/10	Philadelphia (W)	42	14
11/17	San Francisco (W)	48	14
11/24	St. Louis (L)	17	24
12/1	at Dallas (W)	34	27
12/8	Washington (W)	44	14
12/15	Pittsburgh (W)	33	17
	(H 5-2, A 6-1)	448	280

## NFL Championship Game

12/29 at Chicago (L) 10 14

1964 (2-10-2)

7th Place, Eastern Conference  
ALLIE SHERMAN, Head Coach

Date	Opponent	Giants	Opp.
9/13	at Philadelphia (L)	7	38
9/20	at Pittsburgh (L)	24	27
9/25	Washington (W)	13	10
10/4	at Detroit (L)	3	26
10/11	at Dallas (T)	13	13
10/18	Philadelphia (L)	17	23
10/25	at Cleveland (L)	20	42
11/1	St. Louis (W)	34	17
11/8	Dallas (L)	21	31
11/15	at St. Louis (T)	10	10
11/22	Pittsburgh (L)	17	44
11/29	at Washington (L)	21	36
12/6	Minnesota (L)	21	30
12/12	Cleveland (L)	21	52
	(H 2-5, A 0-5-2)	242	399

1965 (7-7)

T-2nd, Eastern Conference  
ALLIE SHERMAN, Head Coach

Date	Opponent	Giants	Opp.
9/19	at Dallas (L)	2	31
9/26	at Philadelphia (W)	16	14
10/3	at Pittsburgh (W)	23	13
10/9	at Minnesota (L)	14	40
10/17	Philadelphia (W)	35	27
10/24	Cleveland (L)	14	38
10/31	St. Louis (W)	14	10
11/7	Washington (L)	7	23
11/14	at Cleveland (L)	21	34
11/21	at St. Louis (W)	28	15
11/28	Chicago (L)	14	35
12/5	Pittsburgh (W)	35	10
12/12	at Washington (W)	27	10
12/19	Dallas (L)	20	38
	(H 3-4, A 4-3)	270	338

1966 (1-12-1)

8th Place, Eastern Conf.  
ALLIE SHERMAN, Head Coach

Date	Opponent	Giants	Opp.
9/11	at Pittsburgh (T)	34	34
9/18	at Dallas (L)	7	52
9/25	at Philadelphia (L)	17	35
10/2	Cleveland (L)	7	28
10/9	at St. Louis (L)	19	24
10/16	Washington (W)	13	10
10/23	Philadelphia (L)	3	31
11/6	St. Louis (L)	17	20
11/13	at Los Angeles Rams (L)	14	55
11/20	Atlanta (L)	16	27
11/27	at Washington (L)	41	72
12/4	at Cleveland (L)	40	49
12/11	Pittsburgh (L)	28	47
12/18	Dallas (L)	7	17
	(H 1-6, A 0-6-1)	263	501

1967 (7-7)

2nd Place, Century Division  
ALLIE SHERMAN, Head Coach

Date	Opponent	Giants	Opp.
9/17	at St. Louis (W)	37	20

9/24	at Dallas (L)	24	38
10/1	at Washington (L)	34	38
10/8	New Orleans (W)	27	21
10/15	at Pittsburgh (W)	27	24
10/22	Green Bay (L)	21	48
10/29	Cleveland (W)	38	34
11/5	at Minnesota (L)	24	27
11/12	at Chicago (L)	7	34
11/19	Pittsburgh (W)	28	20
11/26	Philadelphia (W)	44	7
12/3	at Cleveland (L)	14	24
12/10	Detroit (L)	7	30
12/17	St. Louis (W)	37	14
(H 5-2, A 2-5)		369	379

1968 (7-7)

2nd Place, NFC East  
ALLIE SHERMAN, Head Coach

Date	Opponent	Giants	Opp.
9/15	at Pittsburgh (W)	34	20
9/22	at Philadelphia (W)	34	25
9/29	Washington (W)	48	21
10/6	New Orleans (W)	38	21
10/13	at Atlanta (L)	21	24
10/20	San Francisco (L)	10	26
10/27	at Washington (W)	13	10
11/3	Baltimore (L)	0	26
11/10	at Dallas (W)	27	21
11/17	Philadelphia (W)	7	6
11/24	at Los Angeles Rams (L)	21	24
12/1	at Cleveland (L)	10	45
12/8	St. Louis (L)	21	28
12/15	Dallas (L)	10	28
(H 3-4, A 4-3)		294	325

1969 (6-8)

2nd Place, NFC East  
ALEX WEBSTER, Head Coach

Date	Opponent	Giants	Opp.
9/21	Minnesota	24	23
9/28	at Detroit	0	24
10/5	Chicago	28	24
10/12	Pittsburgh	10	7
10/19	at Washington	14	20
10/27	at Dallas	3	25
11/2	Philadelphia	20	23
11/9	at St. Louis	17	42
11/16	New Orleans	24	25
11/23	at Cleveland	17	28
11/30	Green Bay (Milw.)	10	20
12/7	St. Louis	49	6
12/14	at Pittsburgh	21	17
12/21	Cleveland	27	14
(H 5-2, A 1-6)		264	298

## 1970'S

1970 (9-5)

2nd Place, NFC East  
ALEX WEBSTER, Head Coach

Date	Opponent	Giants	Opp.
9/19	Chicago (L)	16	24
9/27	at Dallas (L)	10	28
10/4	at New Orleans (L)	10	14
10/11	Philadelphia (W)	30	23
10/18	at Boston Patriots (W)	16	0
10/25	St. Louis (W)	35	17
11/1	at New York Jets (W)	22	10
11/8	Dallas (W)	23	20
11/15	Washington (W)	35	33
11/23	at Philadelphia (L)	20	23
11/29	at Washington (W)	27	24
12/6	Buffalo (W)	20	6
12/13	at St. Louis (W)	34	17
12/20	Los Angeles Rams (L)	3	31
(H 5-2, A 4-3)		301	270

1971 (4-10)

5th Place, NFC East  
ALEX WEBSTER, Head Coach

Date	Opponent	Giants	Opp.
9/19	at Green Bay (W)	42	40
9/26	Washington (L)	3	30
10/3	at St. Louis (W)	24	20
10/11	at Dallas (L)	13	20
10/17	Baltimore (L)	7	31

10/24	at Philadelphia (L)	7	23
10/31	Minnesota (L)	10	17
11/7	San Diego (W)	35	17
11/24	at Atlanta (W)	21	17
11/21	at Pittsburgh (L)	13	17
11/28	St. Louis (L)	7	24
12/5	at Washington (L)	7	23
12/12	Dallas (L)	14	42
12/19	Philadelphia (L)	28	41
(H 1-6, A 3-4)		228	362

1972 (8-6)

3rd Place, NFC East  
ALEX WEBSTER, Head Coach

Date	Opponent	Giants	Opp.
9/17	at Detroit (L)	16	30
9/24	Dallas (L)	14	23
10/2	at Philadelphia (W)	27	12
10/8	New Orleans (W)	45	21
10/15	at San Francisco (W)	23	17
10/22	St. Louis (W)	27	21
10/29	Washington (L)	16	23
11/5	Denver (W)	29	17
11/12	at Washington (L)	13	27
11/19	at St. Louis (W)	13	7
11/26	Philadelphia (W)	62	10
12/3	at Cincinnati (L)	10	13
12/10	Miami (L)	13	23
12/17	at Dallas (W)	23	3
(H 4-3, A 4-3)		331	247

1973 (2-11-1)

5th Place, NFC East  
ALEX WEBSTER, Head Coach

Date	Opponent	Giants	Opp.
9/16	Houston (W)	34	14
9/23	Philadelphia (T)	23	23
9/30	at Cleveland (L)	10	12
10/7	Green Bay (L)	14	16
10/14	Washington (L)	3	21
10/21	at Dallas (L)	28	45
10/28	at St. Louis (L)	27	35
11/4	at Oakland (L)	0	42
11/11	Dallas (L)	10	23
11/18	St. Louis (W)	24	13
11/25	at Philadelphia (L)	16	20
12/2	at Washington (L)	24	27
12/10	at Los Angeles Rams (L)	6	40
12/16	Minnesota (L)	7	31
(H 2-4-1, A 0-7)		226	362

(Note: Sept. 16 and Sept. 23 games were played at Yankee Stadium. Remainder of home schedule was played at Yale Bowl, New Haven, Conn.)

1974 (2-12)

5th Place, NFC East  
BILL ARNSPARGER, Head Coach

Date	Opponent	Giants	Opp.
9/15	Washington (L)	10	13
9/22	New England (L)	20	28
9/29	at Dallas (W)	14	6
10/6	Atlanta (L)	7	14
10/13	at Philadelphia (L)	7	35
10/20	at Washington (L)	3	24
10/27	Dallas (L)	7	21
11/3	at Kansas City (W)	33	27
11/10	New York Jets (OT) (L)	20	26
11/17	at Detroit (L)	19	20
11/24	St. Louis (L)	21	23
12/1	at Chicago (L)	13	16
12/8	Philadelphia (L)	7	20
12/15	at St. Louis (L)	14	26
(H 0-7, A 2-5)		195	299

1975 (5-9)

4th Place, NFC East  
BILL ARNSPARGER, Head Coach

Date	Opponent	Giants	Opp.
9/21	at Philadelphia (W)	23	14
9/28	at Washington (L)	13	49
10/5	at St. Louis (L)	14	26
10/12	Dallas (L)	7	13
10/20	at Buffalo (W)	17	14
10/25	St. Louis (L)	13	20
11/1	San Diego (W)	35	24
11/9	Washington (L)	13	21
11/16	Philadelphia (L)	10	13

11/23	Green Bay (Milw.) (L)	14	40
11/30	at Dallas (L)	3	14
12/7	Baltimore (L)	0	21
12/14	New Orleans (W)	28	14
12/21	at San Francisco (W)	26	23
	(H 2-5, A 3-4)	216	306

1976 (3-11)

5th Place, NFC East  
 BILL ARNSPARGER, Head Coach (0-7)  
 JOHN MCVAY, Head Coach (3-4)

Date	Opponent	Giants	Opp.
9/12	at Washington (L)	17	19
9/19	at Philadelphia (L)	7	20
9/26	at Los Angeles Rams (L)	10	24
10/3	at St. Louis (L)	21	27
10/10	Dallas (L)	14	24
10/17	at Minnesota (L)	7	24
10/24	Pittsburgh (L)	0	27
10/31	Philadelphia (L)	0	10
11/7	at Dallas (L)	3	9
11/14	Washington (W)	12	9
11/21	at Denver (L)	13	14
11/28	Seattle (W)	28	16
12/5	Detroit (W)	24	10
12/12	St. Louis (L)	14	17
	(H 3-4, A 0-7)	170	250

1977 (5-9)

5th Place, NFC East  
 JOHN MCVAY, Head Coach

Date	Opponent	Giants	Opp.
9/18	Washington (W)	20	17
9/25	at Dallas (L)	21	41
10/2	at Atlanta (L)	3	17
10/9	Philadelphia (L)	10	28
10/16	San Francisco (W)	20	17
10/23	at Washington (W)	17	6
10/31	at St. Louis (L)	0	28
11/6	Dallas (L)	10	24
11/13	at Tampa Bay (W)	10	0
11/20	Cleveland (L)	7	21
11/27	at Cincinnati (L)	13	30
12/4	St. Louis (W)	27	7
12/11	at Philadelphia (L)	14	17
12/18	Chicago (OT) (L)	9	12
	(H 3-4, A 2-5)	181	265

1978 (6-10)

5th Place, NFC East  
 JOHN MCVAY, Head Coach

Date	Opponent	Giants	Opp.
9/2	at Tampa Bay (W)	19	13
9/10	Dallas (L)	24	34
9/17	Kansas City (W)	26	10
9/24	San Francisco (W)	27	10
10/1	at Atlanta (L)	20	23
10/8	at Dallas (L)	3	24
10/15	Tampa Bay (W)	17	14
10/22	Washington (W)	17	6
10/29	at New Orleans (L)	17	28
11/5	at St. Louis (L)	10	20
11/12	at Washington (OT) (L)	13	16
11/19	Philadelphia (L)	17	19
11/26	at Buffalo (L)	17	41
12/3	Los Angeles Rams (L)	17	20
12/10	St. Louis (W)	17	0
12/17	Philadelphia (L)	3	20
	(H 5-3, A 1- 7)	264	298

1979 (6-10)

4th Place, NFC East  
 RAY PERKINS, Head Coach

Date	Opponent	Giants	Opp.
9/2	at Philadelphia (L)	17	23
9/9	St. Louis (L)	14	27
9/17	at Washington (L)	0	27
9/23	Philadelphia (L)	13	17
9/30	at New Orleans (L)	14	24
10/7	Tampa Bay (W)	17	14
10/14	San Francisco (W)	32	16
10/21	at Kansas City (W)	21	17
10/28	at Los Angeles Rams (W)	20	14
11/4	Dallas (L)	14	16
11/11	Atlanta (W)	24	3
11/18	at Tampa Bay (L)	3	31

11/25	Washington (W)	14	6
12/2	at Dallas (L)	7	28
12/9	at St. Louis (L)	20	29
12/16	Baltimore (L)	7	31
	(H 4-4, A 2-6)	237	323

## 1980'S

1980 (4-12)

5th Place, NFC East  
 RAY PERKINS, Head Coach

Date	Opponent	Giants	Opp.
9/7	at St. Louis (W)	41	35
9/14	Washington (L)	21	23
9/22	at Philadelphia (L)	3	35
9/28	Los Angeles Rams (L)	7	28
10/5	at Dallas (L)	3	24
10/12	Philadelphia (L)	16	31
10/19	at San Diego (L)	7	44
10/26	Denver (L)	9	14
11/2	at Tampa Bay (L)	13	30
11/9	Dallas (W)	38	35
11/16	Green Bay (W)	27	21
11/23	at San Francisco (L)	0	12
11/30	St. Louis (L)	7	23
12/7	at Seattle (W)	27	21
12/13	at Washington (L)	13	16
12/21	Oakland (L)	17	33
	(H 2-6, A 2-6)	249	425

1981 (9-7)

3rd Place, NFC East  
 RAY PERKINS, Head Coach

Date	Opponent	Giants	Opp.
9/6	Philadelphia (L)	10	24
9/13	at Washington (W)	17	7
9/20	New Orleans (W)	20	7
9/27	at Dallas (L)	10	18
10/4	Green Bay (L)	14	27
10/11	St. Louis (W)	34	14
10/18	at Seattle (W)	32	0
10/25	at Atlanta (OT) (W)	27	24
11/1	New York Jets (L)	7	26
11/8	Green Bay (Milw.) (L)	24	26
11/15	at Washington (L)	27	30
11/22	at Philadelphia (W)	20	10
11/29	at San Francisco (L)	10	17
12/6	Los Angeles Rams (W)	10	7
12/13	at St. Louis (W)	20	10
12/19	at Dallas (OT) (W)	13	10
	(H 4-4, A 5-3)	295	257

NFC Wild Card Game

12/27	at Philadelphia (W)	27	21
-------	---------------------	----	----

NFC Playoff Game

1/3	at San Francisco (L)	24	38
-----	----------------------	----	----

1982 (4-5)

10th Place, NFC East  
 RAY PERKINS, Head Coach

Date	Opponent	Giants	Opp.
9/12	Atlanta (L)	14	16
9/20	Green Bay (L)	19	27
9/26	at Pittsburgh - Cancelled by Strike		
10/3	at Dallas - Cancelled by Strike		
10/10	St. Louis - Cancelled by Strike		
10/17	Cincinnati - Cancelled by Strike		
10/25	at Philadelphia - Cancelled by Strike		
10/31	Dallas - Cancelled by Strike		
11/7	at Cleveland - Cancelled by Strike		
11/14	at L. A. Rams - Cancelled by Strike		
11/21	Washington (L)	17	27
11/25	at Detroit (W)	13	6
12/5	Houston (W)	17	14
12/11	Philadelphia (W)	23	7
12/19	at Washington (L)	14	15
12/26	at St. Louis (L)	21	24
1/2	at Philadelphia (W)	26	24
	(H 2-3, A 2-2)	164	160

1983 (3-12-1)

5th Place, NFC East  
 BILL PARCELLS, Head Coach

Date	Opponent	Giants	Opp.
9/4	Los Angeles Rams (L)	6	16
9/11	at Atlanta (OT) (W)	16	13
9/18	at Dallas (L)	13	28
9/26	Green Bay (W)	27	3



10/2	San Diego (L)	34	41
10/9	Philadelphia (L)	13	17
10/16	at Kansas City (L)	17	38
10/24	at St. Louis (OT) (L)	20	20
10/30	Dallas (L)	20	38
11/7	at Detroit (L)	9	15
11/13	Washington (L)	17	33
11/20	at Philadelphia (W)	23	0
11/27	at Los Angeles Raiders (L)	12	27
12/4	St. Louis (L)	6	10
12/11	Seattle (L)	12	17
12/17	at Washington (L)	22	31
	(H 1-7, A 2-5-1)	267	347

1984 (9-7)

2nd Place, NFC East  
BILL PARCELLS, Head Coach

Date	Opponent	Giants	Opp.
9/2	Philadelphia (W)	28	27
9/9	Dallas (W)	28	7
9/16	at Washington (L)	14	30
9/23	Tampa Bay (W)	17	14
9/30	at Los Angeles Rams (L)	12	33
10/8	San Francisco (L)	10	31
10/14	at Atlanta (W)	19	7
10/21	at Philadelphia (L)	10	24
10/28	Washington (W)	37	13
11/4	at Dallas (W)	19	7
11/11	at Tampa Bay (L)	17	2
11/18	St. Louis (W)	16	10
11/25	Kansas City (W)	28	27
12/2	at New York Jets (W)	20	10
12/9	at St. Louis (L)	21	31
12/15	New Orleans (L)	3	10
	(H 6-2, A 3-5)	299	301

NFC Wild Card Game

12/23	at Los Angeles Rams (W)	16	13
-------	-------------------------	----	----

NFC Playoff Game

12/29	at San Francisco (L)	10	21
-------	----------------------	----	----

1985 (10-6)

2nd Place, NFC East  
BILL PARCELLS, Head Coach

Date	Opponent	Giants	Opp.
9/8	Philadelphia (W)	21	0
9/15	at Green Bay (L)	20	23
9/22	St. Louis (W)	27	17
9/29	at Philadelphia (OT) (W)	16	10
10/6	Dallas (L)	29	30
10/13	at Cincinnati (L)	30	35
10/20	Washington (W)	17	3
10/27	at New Orleans (W)	21	13
11/3	Tampa Bay (W)	22	20
11/10	Los Angeles Rams (W)	24	19
11/18	at Washington (L)	21	23
11/24	at St. Louis (W)	34	3
12/1	Cleveland (L)	33	35
12/8	at Houston (W)	35	14
12/15	at Dallas (L)	21	28
12/21	Pittsburgh (W)	28	10
	(H 6-2, A 4-4)	399	283

NFC Wild Card Game

12/29	San Francisco (W)	17	3
-------	-------------------	----	---

NFC Playoff Game

1/5	at Chicago (L)	0	21
-----	----------------	---	----

1986 (14-2)

1st Place, NFC East  
BILL PARCELLS, Head Coach  
WORLD CHAMPIONS

Date	Opponent	Giants	Opp.
9/8	at Dallas (L)	28	31
9/14	San Diego (W)	20	7
9/21	at Los Angeles Raiders (W)	14	9
9/28	New Orleans (W)	20	17
10/5	at St. Louis (W)	13	6
10/12	Philadelphia (W)	35	3
10/19	at Seattle (L)	12	17
10/27	Washington (W)	27	20
11/2	Dallas (W)	17	14
11/9	at Philadelphia (W)	17	14
11/16	at Minnesota (W)	22	20
11/23	Denver (W)	19	16
12/1	at San Francisco (W)	21	17
12/7	at Washington (W)	24	14
12/14	St. Louis (W)	27	7

12/20	Green Bay (W)	55	24
	(H 8-0, A 6-2)	371	236

NFC Playoff Game

1/4	San Francisco (W)	49	3
-----	-------------------	----	---

NFC Championship Game

1/11	Washington (W)	17	0
------	----------------	----	---

Super Bowl XXI (Pasadena, Calif.)

1/25	Danver (W)	39	20
------	------------	----	----

1987 (6-9)

5th Place, NFC East  
BILL PARCELLS, Head Coach

Date	Opponent	Giants	Opp.
9/14	at Chicago (L)	19	34
9/20	Dallas (L)	14	16
9/27	at Miami - Cancelled by Strike		
10/5	San Francisco (L)	21	41
10/11	Washington (L)	12	38
10/18	at Buffalo (OT) (L)	3	6
10/25	St. Louis (W)	30	7
11/2	at Dallas (L)	24	33
11/8	New England (W)	17	10
11/15	at Philadelphia (W)	20	17
11/22	at New Orleans (L)	14	23
11/29	at Washington (L)	19	23
12/6	Philadelphia (OT) (W)	23	20
12/13	at St. Louis (L)	24	27
12/19	Green Bay (W)	20	10
12/27	New York Jets (W)	20	7
	(H 5-3, A 1-6)	280	312

1988 (10-6)

2nd Place, NFC East  
BILL PARCELLS, Head Coach

Date	Opponent	Giants	Opp.
9/5	Washington (W)	27	20
9/11	San Francisco (L)	17	20
9/18	at Dallas (W)	12	10
9/25	Los Angeles Rams (L)	31	45
10/2	at Washington (W)	24	12
10/10	at Philadelphia (L)	13	24
10/16	Detroit (W)	30	10
10/23	at Atlanta (W)	23	16
10/30	at Detroit (OT) (W)	13	10
11/6	Dallas (W)	29	21
11/13	at Phoenix (L)	17	24
11/20	Philadelphia (OT) (L)	17	23
11/27	at New Orleans (W)	13	12
12/4	Phoenix (W)	44	7
12/11	Kansas City (W)	28	12
12/18	at New York Jets (L)	21	27
	(H 5-3, A 5-3)	359	304

1989 (12-4)

1st Place, NFC East  
BILL PARCELLS, Head Coach

Date	Opponent	Giants	Opp.
9/11	at Washington (W)	27	24
9/17	Detroit (W)	24	14
9/24	Phoenix (W)	35	7
10/1	at Dallas (W)	30	13
10/8	at Philadelphia (L)	19	21
10/15	Washington (W)	20	17
10/22	at San Diego (W)	20	13
10/30	Minnesota (W)	24	14
11/5	at Phoenix (W)	20	13
11/12	at Los Angeles Rams (L)	10	31
11/19	Seattle (W)	15	3
11/27	at San Francisco (L)	24	34
12/3	Philadelphia (L)	17	24
12/10	at Denver (W)	14	1
12/16	Dallas (W)	15	0
12/24	Los Angeles Raiders (W)	34	17
	(H 7-1, A 5-3)	348	252

NFC Playoff Game

1/7	Los Angeles Rams (OT) (L)	13	19
-----	---------------------------	----	----

1990'S

1990 (13-3)

1st Place, NFC East  
BILL PARCELLS, Head Coach  
WORLD CHAMPIONS

Date	Opponent	Giants	Opp.
9/9	Philadelphia (W)	27	20
9/16	at Dallas (W)	28	7
9/23	Miami (W)	20	3



9/30	Dallas (W)	31	17
10/14	at Washington (W)	24	20
10/21	Phoenix (W)	20	19
10/28	Washington (W)	21	10
11/5	at Indianapolis (W)	24	7
11/11	at Los Angeles Rams (W)	31	7
11/18	Detroit (W)	20	0
11/25	at Philadelphia (L)	13	31
12/3	at San Francisco (L)	3	7
12/9	Minnesota (W)	23	15
12/15	Buffalo (L)	13	17
12/23	at Phoenix (W)	24	21
12/30	at New England (W)	13	10
	<b>(H 7-1, A 6-2)</b>	<b>335</b>	<b>211</b>

## NFC Playoff Game

1/13	Chicago (W)	31	3
	<b>NFC Championship Game</b>		
1/20	at San Francisco (W)	15	13
	<b>Super Bowl XXV (Tampa, Fla.)</b>		
1/27	Buffalo (W)	20	19

1991 (8-8)

4th Place, NFC East  
RAY HANDLEY, Head Coach

Date	Opponent	Giants	Opp.
9/2	San Francisco	16	14
9/8	Los Angeles Rams	13	19
9/15	at Chicago	17	20
9/22	Cleveland	13	10
9/29	at Dallas	16	21
10/6	Phoenix	20	9
10/14	at Pittsburgh	23	20
10/27	Washington	13	17
11/4	at Philadelphia	7	30
11/10	at Phoenix	21	14
11/17	Dallas	22	9
11/24	at Tampa Bay	21	14
12/1	at Cincinnati	24	27
12/8	Philadelphia	14	19
12/15	at Washington	17	34
12/21	Houston	24	20
	<b>(H 5-3, A 3-5)</b>	<b>281</b>	<b>297</b>

1992 (6-10)

4th Place, NFC East  
RAY HANDLEY, Head Coach

Date	Opponent	Giants	Opp.
9/6	San Francisco (L)	14	31
9/13	Dallas (L)	28	34
9/21	at Chicago (W)	27	14
10/4	at Los Angeles Raiders (L)	10	13
10/11	Phoenix (W)	31	21
10/18	at Los Angeles Rams (L)	17	38
10/25	Seattle (W)	23	10
11/1	at Washington (W)	24	7
11/8	Green Bay (W)	27	7
11/15	at Denver (L)	13	27
11/22	Philadelphia (L)	34	47
11/26	at Dallas (L)	3	30
12/6	Washington (L)	10	28
12/12	at Phoenix (L)	0	19
12/19	Kansas City (W)	35	21
12/27	at Philadelphia (L)	10	20
	<b>(H 4-4, A 2-6)</b>	<b>306</b>	<b>367</b>

1993 (11-5)

2nd Place, NFC East  
DAN REEVES, Head Coach

Date	Opponent	Giants	Opp.
9/5	at Chicago (W)	26	20
9/12	Tampa Bay (W)	23	7
9/19	Los Angeles Rams (W)	20	10
10/3	at Buffalo (L)	14	17
10/10	at Washington (W)	41	7
10/17	Philadelphia (W)	21	10
10/31	New York Jets (L)	6	10
11/7	at Dallas (L)	9	31
11/14	Washington (W)	20	6
11/21	at Philadelphia (W)	7	3
11/28	Phoenix (W)	19	17
12/5	at Miami (W)	19	14
12/12	Indianapolis (W)	20	6
12/20	at New Orleans (W)	24	14
12/26	at Phoenix (L)	6	17
1/2	Dallas (OT) (L)	13	16

<b>(H 6-2, A 5-3)</b>	<b>288</b>	<b>205</b>
	<b>NFC Wild Card Game</b>	
1/9	Minnesota	17
	<b>NFC Playoff Game</b>	
1/15	at San Francisco (L)	3

1994 (9-7)

2nd Place, NFC East  
DAN REEVES, Head Coach

Date	Opponent	Giants	Opp.
9/4	Philadelphia (W)	28	23
9/11	at Arizona (W)	20	17
9/18	Washington (W)	31	23
10/2	at New Orleans (L)	22	27
10/10	Minnesota (L)	10	27
10/16	at Los Angeles Rams (L)	10	17
10/23	Pittsburgh (L)	6	10
10/30	Detroit (OT) (L)	25	28
11/7	at Dallas (L)	10	38
11/13	Arizona (L)	9	10
11/21	at Houston (W)	13	10
11/27	at Washington (W)	21	19
12/4	at Cleveland (W)	16	13
12/11	Cincinnati (W)	27	20
12/18	at Philadelphia (W)	16	13
12/24	Dallas (W)	15	10
	<b>(H 4-4, A 5-3)</b>	<b>279</b>	<b>305</b>

1995 (5-11)

4th Place, NFC East  
DAN REEVES, Head Coach

Date	Opponent	Giants	Opp.
9/4	Dallas (L)	0	35
9/10	at Kansas City (OT) (L)	17	20
9/17	at Green Bay (L)	6	14
9/24	New Orleans (W)	45	29
10/1	at San Francisco (L)	6	20
10/8	Arizona (OT) (W)	27	21
10/15	Philadelphia (L)	14	17
10/29	at Washington (W)	24	15
11/5	at Seattle (L)	28	30
11/12	Oakland (L)	13	17
11/19	at Philadelphia (L)	19	28
11/26	Chicago (L)	24	27
11/30	at Arizona (W)	10	6
12/10	Washington (W)	20	13
12/17	at Dallas (L)	20	21
12/23	San Diego (L)	17	27
	<b>(H 3-5, A 2-6)</b>	<b>290</b>	<b>340</b>

1996 (6-10)

5th Place, NFC East  
DAN REEVES, Head Coach

Date	Opponent	Giants	Opp.
9/1	Buffalo (OT) (L)	20	23
9/8	at Dallas (L)	0	27
9/15	Washington (L)	10	31
9/22	at New York Jets (W)	13	6
9/29	Minnesota (W)	15	10
10/13	Philadelphia (L)	10	19
10/20	at Washington (L)	21	31
10/27	at Detroit (W)	35	7
11/3	Arizona (W)	16	8
11/10	at Carolina (L)	17	27
11/17	at Arizona (L)	23	31
11/24	Dallas (W)	20	6
12/1	at Philadelphia (L)	0	24
12/8	at Miami (W)	17	7
12/15	New Orleans (L)	3	17
12/21	New England (L)	22	23
	<b>(H 3-5, A 3-5)</b>	<b>242</b>	<b>297</b>

1997 (10-5-1)

1st Place, NFC East  
JIM FASSEL, Head Coach

Date	Opponent	Giants	Opp.
8/31	Philadelphia (W)	31	17
9/7	at Jacksonville (L)	13	40
9/14	Baltimore (L)	23	24
9/21	at St. Louis (L)	3	13
9/28	New Orleans (W)	14	9
10/5	Dallas (W)	20	17
10/12	at Arizona (W)	27	13
10/19	at Detroit (OT) (W)	26	20
10/26	Cincinnati (W)	29	27
11/9	at Tennessee (L)	6	10

11/16	Arizona (W)	19	10
11/23	at Washington (OT) (T)	7	7
11/30	Tampa Bay (L)	8	20
12/7	at Philadelphia (W)	31	21
12/13	Washington (W)	30	10
12/21	at Dallas (W)	20	7
	(H 6-2, A 4-3-1)	<b>307</b>	<b>265</b>

## NFC Wild Card Game

12/27	Minnesota (L)	22	23
-------	---------------	----	----

1998 (8-8)

3rd Place, NFC East  
JIM FASSEL, Head Coach

Date	Opponent	Giants	Opp.
9/6	Washington (W)	31	24
9/13	at Oakland (L)	17	20
9/21	Dallas (L)	7	31
9/27	at San Diego (W)	34	16
10/4	at Tampa Bay (L)	3	20
10/11	Atlanta (L)	20	34
10/18	Arizona (W)	34	7
11/1	at Washington (L)	14	21
11/8	at Dallas (L)	6	16
11/15	Green Bay (L)	3	37
11/22	Philadelphia (W)	20	0
11/30	at San Francisco (L)	7	31
12/6	at Arizona (W)	23	19
12/13	Denver (W)	20	16
12/20	Kansas City (W)	28	7
12/27	at Philadelphia (W)	20	10
	(H 5-3, A 3-5)	<b>287</b>	<b>309</b>

1999 (7-9)

3rd Place, NFC East  
JIM FASSEL, Head Coach

Date	Opponent	Giants	Opp.
9/12	at Tampa Bay (W)	17	13
9/19	Washington (L)	21	50
9/26	at New England (L)	14	16
10/3	Philadelphia (W)	16	15
10/10	at Arizona (L)	3	14
10/18	Dallas (W)	13	10
10/24	New Orleans (W)	31	3
10/31	at Philadelphia (OT) (W)	23	17
11/14	Indianapolis (L)	19	27
11/21	at Washington (L)	13	23
11/28	Arizona (L)	24	34
12/5	New York Jets (W)	41	28
12/12	at Buffalo (W)	19	17
12/19	at St. Louis (L)	10	31
12/26	Minnesota (L)	17	34
1/2	at Dallas (L)	18	26
	(H 4-4, A 3-5)	<b>299</b>	<b>358</b>

## 2000'S

2000 (12-4)

1st Place, NFC East  
JIM FASSEL, Head Coach

Date	Opponent	Giants	Opp.
9/3	Arizona (W)	21	16
9/10	at Philadelphia (W)	33	18
9/17	at Chicago (W)	14	7
9/24	Washington (L)	6	16
10/1	at Tennessee (L)	14	28
10/8	at Atlanta (W)	13	6
10/15	Dallas (W)	19	14
10/29	Philadelphia (W)	24	7
11/5	at Cleveland (W)	24	3
11/12	St. Louis (L)	24	38
11/19	Detroit (L)	21	31
11/26	at Arizona (W)	31	7
12/3	at Washington (W)	9	7
12/10	Pittsburgh (W)	30	10
12/17	at Dallas (W)	17	13
12/23	Jacksonville (W)	28	25
	(H 5-3, A 7-1)	<b>328</b>	<b>246</b>

## NFC Playoff Game

1/7	Philadelphia (W)	20	10
-----	------------------	----	----

## NFC Championship Game

1/14	Minnesota (W)	41	0
------	---------------	----	---

## Super Bowl XXXV (Tampa, Fla.)

1/28	Baltimore (L)	7	34
------	---------------	---	----

2001 (7-9)

3rd Place, NFC East  
JIM FASSEL, Head Coach

Date	Opponent	Giants	Opp.
9/10	at Denver (L)	20	31
9/23	at Kansas City (W)	13	3
9/30	New Orleans (W)	21	13
10/7	Washington (W)	23	9
10/14	at St. Louis (L)	14	15
10/22	Philadelphia (L)	9	10
10/28	at Washington (L)	21	35
11/4	Dallas (OT) (W)	27	24
11/11	at Arizona (W)	17	10
11/19	at Minnesota (L)	16	28
11/25	Oakland (L)	10	28
12/9	at Dallas (L)	13	20
12/15	Arizona (W)	17	13
12/23	Seattle (W)	27	24
12/30	at Philadelphia (L)	21	24
1/6	Green Bay (L)	25	34
	(H 5-3, A 2-6)	<b>294</b>	<b>321</b>

2002 (10-6)

2nd Place, NFC East  
JIM FASSEL, Head Coach

Date	Opponent	Giants	Opp.
9/5	San Francisco (L)	13	16
9/15	at St. Louis (W)	26	21
9/22	Seattle (L)	9	6
9/29	at Arizona (W)	7	21
10/6	at Dallas (W)	21	17
10/13	Atlanta (L)	10	17
10/28	at Philadelphia (L)	3	17
11/3	Jacksonville (W)	24	17
11/10	at Minnesota (W)	27	20
11/17	Washington (W)	19	17
11/24	at Houston (L)	14	16
12/1	Tennessee (OT) (L)	29	32
12/8	at Washington (W)	27	21
12/15	Dallas (W)	37	7
12/22	at Indianapolis (W)	44	27
12/28	Philadelphia (OT) (W)	10	7
	(H 5-3, A 5-3)	<b>320</b>	<b>279</b>

## NFC Wild Card

1/5	at San Francisco (L)	38	39
-----	----------------------	----	----

2003 (4-12)

4th Place, NFC East  
JIM FASSEL, Head Coach

Date	Opponent	Giants	Opp.
9/7	St. Louis (W)	23	13
9/15	Dallas (OT) (L)	32	35
9/21	at Washington (OT) (W)	24	21
10/5	Miami (L)	10	23
10/12	at New England (L)	6	17
10/19	Philadelphia (L)	10	14
10/26	at Minnesota (W)	29	17
11/2	at New York Jets (OT) (W)	31	28
11/9	Atlanta (L)	7	27
11/16	at Philadelphia (L)	10	28
11/24	at Tampa Bay (L)	13	19
11/30	Buffalo (L)	7	24
12/7	Washington (L)	7	20
12/14	at New Orleans (L)	7	45
12/21	at Dallas (L)	3	19
12/28	Carolina (L)	24	37
	(H 1-7, A 3-5)	<b>243</b>	<b>387</b>

2004 (6-10)

2nd Place, NFC East  
TOM COUGHLIN, Head Coach

Date	Opponent	Giants	Opp.
9/12	at Philadelphia (L)	17	31
9/19	Washington (W)	20	14
9/26	Cleveland (W)	27	10
10/3	at Green Bay (W)	14	7
10/10	at Dallas (W)	26	10
10/24	Detroit (L)	13	28
10/31	at Minnesota (W)	34	13
11/7	Chicago (L)	21	28
11/14	at Arizona (L)	14	17
11/21	Atlanta (L)	10	14
11/28	Philadelphia (L)	6	27
12/5	at Washington (L)	7	31
12/12	at Baltimore (L)	14	37
12/18	Pittsburgh (L)	30	33
12/26	at Cincinnati (L)	22	23
1/2	Dallas (W)	28	24

(H 3-5, A 3-5) 303 347

2005 (11-5)

1st Place, NFC East TOM COUGHLIN, Head Coach			
Date	Opponent	Giants	Opp.
9/11	Arizona (W)	42	19
9/19	at *New Orleans (W)	27	10
9/25	at San Diego (L)	23	45
10/2	St. Louis (W)	44	24
10/16	at Dallas (OT) (L)	13	16
10/23	Denver (W)	24	23
10/30	Washington (W)	36	0
11/6	at San Francisco (W)	24	6
11/13	Minnesota (L)	21	24
11/20	Philadelphia (W)	27	17
11/27	at Seattle (OT) (L)	21	24
12/4	Dallas (W)	17	10
12/11	at Philadelphia (OT) (W)	26	23
12/17	Kansas City (W)	27	17
12/24	at Washington (L)	20	35
12/31	at Oakland (W)	30	21
	(H 7-1, A 4-4)	422	314

\*Game played at Giants Stadium

NFC Wild Card			
1/8	Carolina (L)	0	23

2006 (8-8)

3rd Place, NFC East TOM COUGHLIN, Head Coach			
Date	Opponent	Giants	Opp.
9/10	Indianapolis (L)	21	26
9/17	at Philadelphia (OT) (W)	30	24
9/24	at Seattle (L)	30	42
10/8	Washington (W)	19	3
10/15	at Atlanta (W)	27	14
10/23	at Dallas (W)	36	22
10/29	Tampa Bay (W)	17	3
11/5	Houston (W)	14	10
11/12	Chicago (L)	20	38
11/20	at Jacksonville (L)	10	26
11/26	at Tennessee (L)	21	24
12/3	Dallas (L)	20	23
12/10	at Carolina (W)	27	13
12/17	Philadelphia (L)	22	36
12/24	New Orleans (L)	7	30
12/30	at Washington (W)	34	28
	(H 3-5, A 5-3)	355	362

NFC Wild Card			
1/7	at Philadelphia (L)	20	23

2007 (10-6)

2nd Place, NFC East TOM COUGHLIN, Head Coach WORLD CHAMPIONS			
Date	Opponent	Giants	Opp.
9/9	at Dallas (L)	35	45
9/16	Green Bay (L)	13	35
9/23	at Washington (W)	24	17
9/30	Philadelphia (W)	16	3
10/7	New York Jets (W)	35	24
10/15	at Atlanta (W)	31	10
10/21	San Francisco (W)	33	15
10/28	at Miami (W)	13	10
11/11	Dallas (L)	20	31
11/18	at Detroit (W)	16	10
11/25	Minnesota (L)	17	41
12/2	at Chicago (W)	21	16
12/9	at Philadelphia (W)	16	13
12/16	Washington (L)	10	22
12/23	at Buffalo (W)	38	21
12/29	New England (L)	35	38
	(H 3-5, A 7-1)	373	351

NFC Wild Card			
1/6	at Tampa Bay (W)	24	14

NFC Playoff Game			
1/13	at Dallas (W)	21	17

NFC Championship Game			
1/20	at Green Bay (OT) (W)	23	20

Super Bowl XLII (Glendale, AZ)			
2/3	at New England (W)	17	14

2008 (12-4)

1st Place, NFC East TOM COUGHLIN, Head Coach			
Date	Opponent	Giants	Opp.
9/4	Washington (W)	16	7

9/14	at St. Louis (W)	41	13
9/21	Cincinnati (OT) (W)	26	23
10/5	Seattle (W)	44	6
10/13	at Cleveland (L)	14	35
10/19	San Francisco (W)	29	17
10/26	at Pittsburgh (W)	21	14
11/2	Dallas (W)	35	14
11/9	at Philadelphia (W)	36	31
11/16	Baltimore (W)	30	10
11/23	at Arizona (W)	37	29
11/30	at Washington (W)	23	7
12/7	Philadelphia (L)	14	20
12/14	at Dallas (L)	8	20
12/21	Carolina (OT) (W)	34	28
12/28	at Minnesota (L)	19	20
	(H 7-1, A 5-3)	427	294

NFC Playoff Game			
1/11	Philadelphia (L)	11	23

2009 (8-8)

3rd Place, NFC East TOM COUGHLIN, Head Coach			
Date	Opponent	Giants	Opp.
9/13	Washington (W)	23	17
9/20	at Dallas (W)	33	31
9/27	at Tampa Bay (W)	24	0
10/4	at Kansas City (W)	27	16
10/11	Oakland (W)	44	7
10/18	at New Orleans (L)	27	48
10/25	Arizona (L)	17	24
11/1	at Philadelphia (L)	17	40
11/8	San Diego (L)	20	21
11/22	Atlanta (OT) (W)	34	31
11/26	at Denver (L)	6	26
12/6	Dallas (W)	31	24
12/13	Philadelphia (L)	38	45
12/21	at Washington (W)	45	12
12/27	Carolina (L)	9	41
1/3	at Minnesota (L)	7	44
	(H 4-4, A 4-4)	402	427

## 2010'S

2010 (10-6)

2nd Place, NFC East TOM COUGHLIN, Head Coach			
Date	Opponent	Giants	Opp.
9/12	Carolina (W)	31	18
9/19	at Indianapolis (L)	14	38
9/26	Tennessee (L)	10	29
10/3	Chicago (W)	17	3
10/10	at Houston (W)	34	10
10/17	Detroit (W)	28	20
10/25	at Dallas (W)	41	35
11/7	at Seattle (W)	41	7
11/14	Dallas (L)	20	33
11/21	at Philadelphia (L)	17	27
11/28	Jacksonville (W)	24	20
12/5	Washington (W)	31	7
12/13	*at Minnesota (W)	21	3
12/19	Philadelphia (L)	31	38
12/26	at Green Bay (L)	17	45
1/2	at Washington (W)	17	14
	(H 5-3, A 5-3)	394	347

\*Game played in Detroit

2011 (9-7)

1st Place, NFC East TOM COUGHLIN, Head Coach WORLD CHAMPIONS			
Date	Opponent	Giants	Opp.
9/11	at Washington (L)	14	28
9/19	St. Louis (W)	28	16
9/25	at Philadelphia (W)	29	16
10/2	at Arizona (W)	31	27
10/9	Seattle (L)	25	36
10/16	Buffalo (W)	27	24
10/30	Miami (W)	20	17
11/6	at New England (W)	24	20
11/13	at San Francisco (L)	20	27
11/20	Philadelphia (L)	10	17
11/28	at New Orleans (L)	24	49
12/4	Green Bay (L)	35	38
12/11	at Dallas (W)	37	34
12/18	Washington (L)	10	23

12/24	at Jets (W)	29	14
1/1	Dallas (W)	31	14
	<b>(H 4-4, A 5-3)</b>	<b>394</b>	<b>400</b>

## NFC Wild Card

1/8	Atlanta (W)	24	2
-----	-------------	----	---

## NFC Playoff Game

1/15	at Green Bay (W)	37	20
------	------------------	----	----

## NFC Championship Game

1/22	at San Francisco (OT) (W)	20	17
------	---------------------------	----	----

## Super Bowl XLVI (Indianapolis)

2/5	New England (W)	21	17
-----	-----------------	----	----

## 2012 (9-7)

## 3rd Place, NFC East

## TOM COUGHLIN, Head Coach

Date	Opponent	Giants	Opp.
9/5	Dallas (L)	17	24
9/16	Tampa Bay (W)	41	34
9/20	at Carolina (W)	36	7
9/30	at Philadelphia (L)	17	19
10/7	Cleveland (W)	41	27
10/14	at San Francisco (W)	26	3
10/21	Washington (W)	27	23
10/28	at Dallas (W)	29	24
11/4	Pittsburgh (L)	20	24
11/11	at Cincinnati (L)	13	31
11/25	Green Bay (W)	38	10
12/3	at Washington (L)	16	17
12/9	New Orleans (W)	52	27
12/16	at Atlanta (L)	0	34
12/23	at Baltimore (L)	14	33
12/30	Philadelphia (W)	42	7
	<b>(H 6-2, A 3-5)</b>	<b>424</b>	<b>339</b>

## 2013 (7-9)

## 3rd Place, NFC East

## TOM COUGHLIN, Head Coach

Date	Opponent	Giants	Opp.
9/8	at Dallas (L)	31	36
9/15	Denver (L)	23	41
9/22	at Carolina (L)	0	38
9/29	at Kansas City (L)	7	31
10/6	Philadelphia (L)	21	36
10/10	at Chicago (L)	21	27
10/21	Minnesota (W)	23	7
10/27	at Philadelphia (W)	15	7
11/10	Oakland (W)	24	20
11/17	Green Bay (W)	27	13
11/24	Dallas (L)	21	24
12/1	at Washington (W)	24	17
12/8	at San Diego (L)	14	37
12/15	Seattle (L)	0	23
12/22	at Detroit (OT) (W)	23	20
12/29	Washington (W)	20	6
	<b>(H 4-4, A 3-5)</b>	<b>424</b>	<b>339</b>

## 2014 (6-10)

## 3rd Place, NFC East

## TOM COUGHLIN, Head Coach

Date	Opponent	Giants	Opp.
9/8	at Detroit (L)	14	35
9/14	Arizona (L)	14	25
9/21	Houston (W)	30	17
9/25	at Washington (W)	45	14
10/5	Atlanta (W)	30	20
10/12	at Philadelphia (L)	0	27
10/19	at Dallas (L)	21	31
11/3	Indianapolis (L)	24	40
11/9	at Seattle (L)	17	38
11/16	San Francisco (L)	10	16
11/23	Dallas (L)	28	31
11/30	at Jacksonville (L)	24	25
12/7	at Tennessee (W)	36	7
12/14	Washington (W)	24	13
12/21	at St. Louis (W)	37	27
12/28	Philadelphia (L)	26	34
	<b>(H 3-5, A 3-5)</b>	<b>424</b>	<b>339</b>

## 2015 (6-10)

## 3rd Place, NFC East

## TOM COUGHLIN, Head Coach

Date	Opponent	Giants	Opp.
9/13	at Dallas (L)	26	27
9/20	Atlanta (L)	20	24
9/24	Washington (W)	32	21
10/4	at Buffalo (W)	24	10
10/11	San Francisco (W)	30	27

10/19	at Philadelphia (L)	7	27
10/25	Dallas (W)	27	20
11/1	at New Orleans (L)	49	52
11/8	at Tampa Bay (W)	32	18
11/15	New England (L)	26	27
11/29	at Washington (L)	14	20
12/6	New York Jets (OT) (L)	20	23
12/14	at Miami (W)	31	24
12/20	Carolina (L)	35	38
12/27	at Minnesota (L)	17	49
1/3	Philadelphia (L)	30	35
	<b>(H 3-5, A 3-5)</b>	<b>420</b>	<b>422</b>

## 2016 (11-5)

## 2nd Place, NFC East

## BEN McADOO, Head Coach

Date	Opponent	Giants	Opp.
9/11	at Dallas (W)	20	19
9/18	New Orleans (W)	16	13
9/25	Washington (L)	27	29
10/3	at Minnesota (L)	10	24
10/9	at Green Bay (L)	16	23
10/16	Baltimore (W)	27	23
10/23	at Los Angeles (W)	17	10
11/6	Philadelphia (W)	28	23
11/14	Cincinnati (W)	21	20
11/20	Chicago (W)	22	16
11/27	at Cleveland (W)	27	13
12/4	at Pittsburgh (L)	14	24
12/11	Dallas (W)	10	7
12/18	Detroit (W)	17	6
12/22	at Philadelphia (L)	19	24
1/1	at Washington (W)	19	10
	<b>(H 7-1, A 4-4)</b>	<b>310</b>	<b>284</b>

## NFC Wild Card

1/8	at Green Bay (L)	13	38
-----	------------------	----	----

## 2017 (3-13)

## 4th Place, NFC East

## BEN McADOO, Head Coach (2-10)

## STEVE SPAGNUOLO (1-3)

Date	Opponent	Giants	Opp.
9/10	at Dallas (L)	3	19
9/18	Detroit (L)	10	24
9/24	at Philadelphia (L)	24	27
10/1	at Tampa Bay (L)	23	25
10/8	LA Chargers (L)	22	27
10/15	at Denver (W)	23	10
10/22	Seattle (L)	7	24
11/5	LA Rams (L)	17	51
11/12	at San Francisco (L)	21	31
11/19	Kansas City (OT) (W)	12	9
11/23	at Washington (L)	10	20
12/3	at Oakland (L)	17	24
12/10	Dallas (L)	10	30
12/17	Philadelphia (L)	29	34
12/24	at Arizona (L)	0	23
12/31	Washington (W)	18	10
	<b>(H 2-6, A 1-7)</b>	<b>246</b>	<b>388</b>

## 2018 (5-11)

## 4th Place, NFC East

## PAT SHURMUR, Head Coach

Date	Opponent	Giants	Opp.
9/9	Jacksonville (L)	15	20
9/16	at Dallas (L)	13	20
9/23	at Houston (W)	27	22
9/30	New Orleans (L)	18	33
10/7	at Carolina (L)	31	33
10/11	Philadelphia (L)	13	34
10/22	at Atlanta (L)	20	23
10/28	Washington (L)	13	20
11/12	at San Francisco (W)	27	23
11/18	Tampa Bay (W)	38	35
11/25	at Philadelphia (L)	22	25
12/2	Chicago (OT) (W)	30	27
12/9	at Washington (W)	40	16
12/16	Tennessee (L)	0	17
12/23	at Indianapolis (L)	27	28
12/30	Dallas (L)	35	36
	<b>(H 2-6, A 3-5)</b>	<b>369</b>	<b>412</b>

## 2019 (4-12)

## 3rd Place, NFC East

## PAT SHURMUR, Head Coach

Date	Opponent	Giants	Opp.
------	----------	--------	------

9/8	at Dallas (L)	17	35
9/15	Buffalo (L)	14	28
9/22	at Tampa Bay (W)	32	31
9/29	Washington (W)	24	3
10/6	Minnesota (L)	10	28
10/10	at New England (L)	14	35
10/20	Arizona (L)	21	27
10/27	at Detroit (L)	26	31
11/4	Dallas (L)	18	37
11/10	at New York Jets (L)	27	34
11/24	at Chicago (L)	14	19
12/1	Green Bay (L)	14	31
12/9	at Philadelphia (OT) (L)	17	23
12/15	Miami (W)	36	20
12/22	at Washington (OT) (W)	41	35
12/29	Philadelphia (L)	17	34
	<b>(H 2-6, A 2-6)</b>	<b>341</b>	<b>451</b>

## 2020'S

## 2020 (6-10)

2nd Place, NFC East  
JOE JUDGE, Head Coach

Date	Opponent	Giants	Opp.
9/14	Pittsburgh (L)	16	26
9/20	at Chicago (L)	13	17
9/27	San Francisco (L)	9	36
10/4	at L.A. Rams (L)	9	17
10/11	at Dallas (L)	34	37
10/18	Washington (W)	20	19
10/22	at Philadelphia (L)	21	22
11/2	Tampa Bay (L)	23	25
11/8	at Washington (W)	23	20
11/15	Philadelphia (W)	27	17
11/29	at Cincinnati (W)	19	17
12/6	at Seattle (W)	17	12
12/13	Arizona (L)	7	26
12/20	Cleveland (L)	6	20
12/27	at Baltimore (L)	13	27
1/3	Dallas (W)	23	19
	<b>(H 3-5, A 3-5)</b>	<b>280</b>	<b>357</b>

## 2021 (4-13)

4th Place, NFC East  
JOE JUDGE, Head Coach

Date	Opponent	Giants	Opp.
9/12	Denver (L)	13	27
9/16	at Washington (L)	29	30
9/26	Atlanta (L)	14	17
10/3	at New Orleans (OT) (W)	27	21
10/10	at Dallas (L)	20	44
10/17	LA Rams (L)	11	38
10/24	Carolina (W)	25	3
11/1	at Kansas City (L)	17	20
11/7	Las Vegas (W)	23	16
11/22	at Tampa Bay (L)	10	30
11/28	Philadelphia (W)	13	7
12/5	at Miami (L)	9	20
12/12	at Los Angeles Chargers (L)	21	37
12/19	Dallas (L)	6	21
12/26	at Philadelphia (L)	10	34
1/2	at Chicago (L)	3	29
1/9	Washington (L)	7	22
	<b>(H 3-5, A 1-8)</b>	<b>258</b>	<b>416</b>

## 2022 (9-7-1)

3rd Place, NFC East  
BRIAN DABOLL, Head Coach

Date	Opponent	Giants	Opp.
9/11	at Tennessee (W)	21	20
9/18	Carolina (W)	19	16
9/26	Dallas (L)	16	23
10/2	Chicago (W)	20	12
10/9	at Green Bay (W)	27	22
10/16	Baltimore (W)	24	20
10/23	at Jacksonville (W)	23	17
10/30	at Seattle (L)	13	27
11/13	Houston (W)	24	16
11/20	Detroit (L)	18	31
11/24	at Dallas (L)	20	28
12/4	Washington (T)	20	20
12/11	Philadelphia (L)	22	48
12/18	at Washington (W)	20	12

12/24	at Minnesota (L)	24	27
1/1	Indianapolis (W)	38	10
1/8	at Philadelphia (L)	16	22
	<b>(H 5-3-1, A 4-4)</b>	<b>365</b>	<b>371</b>
	<b>NFC Wild Card</b>		
1/15	at Minnesota (W)	31	24
	<b>NFC Playoff Game</b>		
1/21	at Philadelphia (L)	7	38

## 2023 (6-11)

3rd Place, NFC East  
BRIAN DABOLL, Head Coach

Date	Opponent	Giants	Opp.
9/10	Dallas (L)	0	40
9/17	at Arizona (W)	31	28
9/21	at San Francisco (L)	12	30
10/2	Seattle (L)	3	24
10/8	at Miami (L)	16	31
10/15	at Buffalo (L)	9	14
10/22	Washington (W)	14	7
10/29	New York Jets (OT) (L)	10	13
11/5	at Las Vegas (L)	6	30
11/12	at Dallas (L)	17	49
11/19	at Washington (W)	31	19
11/26	New England (W)	10	7
12/11	Green Bay (W)	24	22
12/17	at New Orleans (L)	6	24
12/25	at Philadelphia (L)	25	33
12/31	LA Rams (L)	25	26
1/7	Philadelpha (W)	27	10
	<b>(H 4-4, A 2-7)</b>	<b>266</b>	<b>407</b>

## 2024 (3-14)

4th Place, NFC East  
BRIAN DABOLL, Head Coach

Date	Opponent	Giants	Opp.
9/8	Minnesota (L)	6	28
9/15	at Washington (L)	18	21
9/22	at Cleveland (W)	21	15
9/26	Dallas (L)	15	20
10/6	at Seattle (W)	29	20
10/13	Cincinnati (L)	7	17
10/20	Philadelphia (L)	3	20
10/28	at Pittsburgh (L)	18	26
11/3	Washington (L)	22	27
11/10	at Carolina* (OT) (L)	17	20
11/24	Tampa Bay (L)	7	30
11/28	at Dallas (L)	20	27
12/8	New Orleans (L)	11	14
12/15	Baltimore (L)	14	35
12/22	at Atlanta (L)	7	34
12/29	Indianapolis (W)	45	33
1/5	at Philadelphia (L)	13	20
	<b>(H 1-8, A 2-6)</b>	<b>273</b>	<b>415</b>

GIANTS PRESEASON YEAR-BY-YEAR  
RESULTS

## 1950'S

## 1950 (3-1)

Date	Opponent	Giants	Opp.
8/12	at Ottawa Roughriders (W)	20	6
8/18	Chicago (W)	10	7
	(at Syracuse, N.Y.)		
8/29	Green Bay (L)	0	10
	(at Boston)		
9/7	L.A. Rams (W)	24	14

## 1951 (3-3)

Date	Opponent	Giants	Opp.
8/11	at Ottawa Roughriders (W)	38	6
8/24	Detroit (L)	21	31
	(at Dallas)		
9/2	Chicago (W)	14	0
	(at Memphis, Tenn.)		
9/8	Washington (L)	10	14
	(at Birmingham, Al.)		
9/20	L.A. Rams (L)	21	23
9/24	Philadelphia (W)	21	6
	(at Hershey, Pa.)		

## 1952 (3-2)

Date	Opponent	Giants	Opp.
8/16	Green Bay (W)	7	0



8/22	(at Milwaukee) Pittsburgh (W)	24	10
9/2	at Detroit (L)	17	33
9/14	Chicago (L)	7	17
9/18	L.A. Rams (W)	30	17
<b>1953 (3-2)</b>			
<b>Date</b>	<b>Opponent</b>	<b>Giants</b>	<b>Opp.</b>
8/22	Green Bay (L) (at Minneapolis)	7	31
8/28	Detroit (L) (at Dallas)	7	38
9/3	Chicago (W)	14	7
9/12	Baltimore (W) (at St. Louis, Mo.)	10	6
9/21	San Francisco (W)	28	21
<b>1954 (3-3)</b>			
<b>Date</b>	<b>Opponent</b>	<b>Giants</b>	<b>Opp.</b>
8/9	L.A. Rams (L) (Portland, Or.)	7	30
8/14	at San Francisco (L)	35	43
8/21	Cardinals (W) (at Spokane, Wa.)	26	0
9/4	Detroit (L) (at Norman, Okl.)	13	28
9/12	Chicago (W)	28	24
9/18	Green Bay (W) (at Milwaukee)	38	27
<b>1955 (2-4)</b>			
<b>Date</b>	<b>Opponents</b>	<b>Giants</b>	<b>Opp.</b>
8/13	Green Bay (L) (at Spokane, Wa.)	24	30
8/20	San Francisco (W) (at Seattle, Wa.)	28	43
8/28	L.A. Rams (OT) (L) (Portland, Or.)	17	0
9/6	Baltimore (W) (at Minneapolis, Mn.)	17	28
9/10	Chicago (L)	0	24
9/18	at Detroit (L)	17	27
<b>1956 (4-2)</b>			
<b>Date</b>	<b>Opponent</b>	<b>Giants</b>	<b>Opp.</b>
8/20	Baltimore (W) (at Boston, Ma.)	28	10
8/25	at Green Bay (L)	13	17
9/1	L.A. Rams (W) (at Seattle, Wa.)	20	10
9/8	San Francisco (W) (at Portland, Or.)	21	14
9/15	Chicago (L)	10	20
9/23	Cardinals (W) (at Memphis, Tn.)	42	7
<b>1957 (4-2)</b>			
<b>Date</b>	<b>Opponent</b>	<b>Giants</b>	<b>Opp.</b>
8/9	College All-Stars (W) (at Chicago, Ill.)	22	12
8/18	at San Francisco (L)	15	24
8/23	at L.A. Rams (W)	24	7
8/30	Chicago (W)	24	17
9/7	Green Bay (L) (at Boston, Ma.)	10	13
9/22	at Detroit (W)	17	0
<b>1958 (1-5)</b>			
<b>Date</b>	<b>Opponent</b>	<b>Giants</b>	<b>Opp.</b>
8/17	at San Francisco (W)	19	10
8/22	at L.A. Rams (L)	10	38
8/29	at Detroit (L)	17	24
9/6	Green Bay (L) (at Boston)	20	41
9/14	at Baltimore (L)	21	27
9/21	Baltimore (L) (at Louisville, Ky.)	21	42
<b>1959 (3-3)</b>			
<b>Date</b>	<b>Opponent</b>	<b>Giants</b>	<b>Opp.</b>
8/15	Philadelphia (L) (at Hershey, Pa.)	17	21
8/21	Baltimore (L) (at Dallas, Tx.)	3	28
8/29	at Detroit (W)	38	0
9/5	Green Bay (W) (at Bangor, Me.)	14	0

9/11	Chicago (L)	6	18
9/19	San Francisco (W) (at Salt Lake City, Ut.)	17	13

## 1960'S

## 1960 (1-3-1)

Date	Opponent	Giants	Opp.
8/15	Chicago (L) (at Toronto)	7	16
8/22	Green Bay (L) (at Jersey City, N.J.)	7	16
8/27	Dallas (L) (at Louisville, Ky.)	3	14
9/11	Detroit (T) (at New Haven, Conn.)	16	16
9/15	at L.A. Rams (W)	20	6

## 1961 (2-2-1)

Date	Opponent	Giants	Opp.
8/12	San Francisco (W) (at Portland, Ore.)	21	20
8/19	at L.A. Rams (T)	17	17
8/26	Dallas (W) (at Albuquerque, N.M.)	28	10
9/4	at Green Bay (L)	17	20
9/10	Baltimore (L) (at New Haven, Conn.)	20	49

## 1962 (2-2-1)

Date	Opponent	Giants	Opp.
8/11	St. Louis (T) (Hall of Fame Game, Canton, Oh.)	21	21
8/19	at San Francisco (L)	10	42
8/25	at L.A. Rams (W)	31	24
9/3	at Green Bay (L)	17	20
9/8	Philadelphia (W) (at Princeton, N.J.)	27	10

## 1963 (2-3)

Date	Opponent	Giants	Opp.
8/10	Chicago (L) (at Ithaca, N.Y.)	7	17
8/17	Detroit (W) (at Cleveland, Oh.)	24	21
8/25	at Minnesota (L)	16	17
9/2	at Green Bay (L)	17	24
9/7	Philadelphia (W) (at Princeton, N.J.)	34	10

## 1964 (1-4)

Date	Opponent	Giants	Opp.
8/8	at Minnesota (L)	7	21
8/15	at Green Bay (L)	10	34
8/22	Washington (L) (at Ithaca, N.Y.)	24	27
8/29	Philadelphia (W) (at Princeton, N.J.)	28	17
9/5	Detroit (L) (at Cleveland, Oh.)	10	24

## 1965 (1-4)

Date	Opponent	Giants	Opp.
8/14	at Green Bay (L)	7	44
8/22	Pittsburgh (W) (at New Haven, Conn.)	17	7
8/28	Philadelphia (L) (at Princeton, N.J.)	13	34
9/4	Detroit (L) (at Cleveland, Oh.)	21	25
9/11	Minnesota (L) (at Omaha, Neb.)	9	24

## 1966 (3-2)

Date	Opponent	Giants	Opp.
8/6	Pittsburgh (W) (at Ithaca, N.Y.)	16	14
8/13	Atlanta (W) (at Nashville, Tenn.)	14	7
8/21	Detroit (W) (at New Haven, Conn.)	17	7
8/27	Philadelphia (L) (at Princeton, N.J.)	23	24
9/3	at Green Bay (L) (Milwaukee, Wis.)	10	37

## 1967 (1-3-1)

Date	Opponent	Giants	Opp.
8/12	Atlanta (T)	10	10



8/18	(at Ithaca, N.Y.) Washington (L)	13	31
8/27	(at Raleigh, N. C.) Minnesota (W)	21	3
9/2	at New Haven, Conn.) Philadelphia (L)	13	24
9/9	(at Princeton, N.J.) at Green Bay (L)	14	31

**1968 (2-2)**

Date	Opponent	Giants	Opp.
8/10	at Green Bay (W)	15	14
8/17	Atlanta (W)	17	13
	(at Nashville, Tenn.) St. Louis (L)	10	18
8/25	(at New Haven, Conn.) Philadelphia (L)	7	21
9/7	(at Princeton, N.J.)		

**1969 (0-5)**

Date	Opponent	Giants	Opp.
8/9	at Green Bay (L)	21	22
8/17	New York Jets (L)	14	37
	(at New Haven, Conn.) Philadelphia (L)	17	24
8/30	(at Princeton, N.J.) at Minnesota (L)	27	28
9/11	Pittsburgh (L)	13	17
	(at Montreal)		

**1970'S****1970 (2-3-1)**

Date	Opponent	Giants	Opp.
8/8	at Green Bay (T)	31	31
8/15	at San Diego (L)	27	30
8/23	New York Jets (W)	28	24
	(at New Haven, Conn.) at Pittsburgh (L)	6	21
8/28	Philadelphia (W)	27	7
9/5	(at Princeton, N.J.) Cleveland (L)	29	30

**1971 (0-6)**

Date	Opponent	Giants	Opp.
8/9	at Houston (L)	6	35
8/15	at New England (L)	14	20
8/22	New York Jets (L)	14	27
	(at New Haven, Conn.) Philadelphia (L)	14	26
8/28	(at Princeton, N.J.) at Cleveland (L)	7	30
9/4	Pittsburgh (L)	3	20

**1972 (3-2-1)**

Date	Opponent	Giants	Opp.
7/29	Kansas City (L)	17	23
	(Hall of Fame Game, Canton, Oh. ) at Pittsburgh (L)	10	28
8/5	New York Jets (T)	31	31
	(at New Haven, Conn.) at New England (W)	31	10
8/27	Philadelphia (W)	27	12
9/2	(at Princeton, N.J.) Cleveland (W)	28	21

**1973 (6-0)**

Date	Opponent	Giants	Opp.
8/4	at San Diego (W)	28	3
8/12	at New England (W)	13	7
8/19	New York Jets (W)	45	30
	(at New Haven, Conn.) Pittsburgh (W)	29	24
8/26	Philadelphia (W)	42	21
9/1	(at Princeton, N. J.) Cleveland (W)	21	10
9/8	(at Akron, Oh.)		

**1974 (2-4)**

Date	Opponent	Giants	Opp.
8/3	at Houston (L)	7	16
8/11	at New England (W)	21	6
8/17	New York Jets (W)	21	13
	(at New Haven, Conn.) at Pittsburgh (L)	7	17
8/24	Philadelphia (L)	21	24
8/31	(at Princeton, N.J.) at Buffalo (L)	17	23

**1975 (4-2)**

Date	Opponent	Giants	Opp.
8/10	at New England (W)	28	14
8/16	at San Diego (W)	17	7
8/24	New York Jets (W)	21	20
	(at New Haven, Conn.) Pittsburgh (W)	24	7
8/30	(at Princeton, N.J.) Cleveland (L)	20	24
9/7	(at Seattle, Wash.) at Miami (L)	13	31

**1976 (4-2)**

Date	Opponent	Giants	Opp.
8/1	at New England (L)	7	13
8/9	New York Jets (W)	16	14
	(at Yankee Stadium) at Houston (W)	30	14
8/14	at Pittsburgh (W)	17	0
8/20	at Green Bay (W)	20	16
8/28	at San Diego (L)	13	14

**1977 (1-5)**

Date	Opponent	Giants	Opp.
8/6	New England (L)	3	19
8/13	at New Orleans (L)	7	23
8/20	at San Diego (L)	17	29
8/29	Buffalo (OT) (W)	24	21
9/4	New York Jets (L)	0	10
9/11	Miami (L)	21	27

**1978 (2-2)**

Date	Opponent	Giants	Opp.
8/7	at Cleveland (W)	21	7
8/12	New York Jets (L)	23	27
8/19	Pittsburgh (W)	13	6
8/26	San Diego (L)	6	17

**1979 (1-3)**

Date	Opponent	Giants	Opp.
8/4	Cleveland (W)	27	7
8/11	at Pittsburgh (L)	3	10
8/18	San Diego (L)	3	7
8/25	New York Jets (L)	6	14

**1980****1980 (1-3)**

Date	Opponent	Giants	Opp.
8/9	Pittsburgh (L)	0	13
8/16	Denver (W)	9	6
8/22	at Baltimore (L)	20	37
8/30	New York Jets (L)	7	32

**1981 (2-2)**

Date	Opponent	Giants	Opp.
8/8	at Chicago (W)	23	7
8/15	Baltimore (W)	20	17
8/22	New York Jets (L)	24	37
8/29	at Pittsburgh (L)	6	31

**1982 (1-3)**

Date	Opponent	Giants	Opp.
8/14	at Baltimore (L)	14	19
8/21	Pittsburgh (L)	10	13
8/28	New York Jets (W)	22	10
9/3	at Miami (OT) (L)	13	16

**1983 (3-1)**

Date	Opponent	Giants	Opp.
8/7	New York Jets (W)	23	16
8/12	at Pittsburgh (W)	22	13
8/20	Baltimore (W)	27	24
8/26	Miami (L)	3	24

**1984 (3-1)**

Date	Opponent	Giants	Opp.
8/3	at New England (W)	48	20
8/11	at Indianapolis (L)	20	26
8/18	New York Jets (W)	20	14
8/25	Pittsburgh (W)	16	9

**1985 (5-0)**

Date	Opponent	Giants	Opp.
8/3	Houston (W)	21	20
	(HOF Game Canton, OH) at Denver (W)	30	20
8/10	Green Bay (W)	10	2
8/17	New York Jets (OT) (W)	34	31
8/24	at Pittsburgh (W)	24	14

1986 (3-1)

Date	Opponent	Giants	Opp.
8/6	at Atlanta (L)	24	31
8/16	at Green Bay (W)	22	14
8/23	New York Jets (W)	20	16
8/30	Pittsburgh (W)	17	3

**1987 (3-1)**

Date	Opponent	Giants	Opp.
8/16	at New England (W)	19	17
8/22	Cleveland (W)	24	10
8/29	New York Jets (L)	23	30
9/5	at Pittsburgh (W)	26	20

**1988 (3-1)**

Date	Opponent	Giants	Opp.
8/6	at Green Bay (W)	34	3
8/13	New York Jets (W)	24	21
8/20	Pittsburgh (W)	28	17
8/26	at Cleveland (L)	13	17

**1989 (3-1)**

Date	Opponent	Giants	Opp.
8/12	at New England (W)	20	17
8/20	at Kansas City (W)	45	7
8/26	New York Jets (W)	21	17
9/2	Pittsburgh (L)	10	13

**1990'S****1990 (4-0)**

Date	Opponent	Giants	Opp.
8/13	at Buffalo (W)	20	6
8/18	at Houston (W)	13	10
8/25	New York Jets (W)	17	7
9/1	Cleveland (W)	28	10

**1991 (2-2)**

Date	Opponent	Giants	Opp.
8/5	Buffalo (W)	23	17
8/10	at Cleveland (L)	10	16
8/17	New York Jets (W)	24	20
8/24	at New England (L)	3	24

**1992 (2-2)**

Date	Opponent	Giants	Opp.
8/9	Cincinnati (W)	13	7
8/15	Cleveland (W)	16	7
8/22	at New York Jets (L)	14	20
8/29	at Pittsburgh (L)	3	24

**1993 (2-2)**

Date	Opponent	Giants	Opp.
8/7	at Cincinnati (W)	27	16
8/14	Pittsburgh (L)	17	23
8/21	New York Jets (W)	14	13
8/28	at Miami (L)	17	23

**1994 (1-4)**

Date	Opponent	Giants	Opp.
7/30	Miami (L)	19	20
8/6	Cleveland (L)	15	24
8/13	San Diego (Berlin) (W)	28	20
8/20	at New York Jets (L)	10	13
8/27	at Chicago (L)	21	27

**1995 (3-1)**

Date	Opponent	Giants	Opp.
8/6	at Cleveland (W)	19	13
8/11	vs. New Orleans (W)	14	13
8/19	vs. New York Jets (W)	32	31
8/26	at Carolina (L)	3	6

**1996 (1-3)**

Date	Opponent	Giants	Opp.
8/2	at Jacksonville (W)	24	17
8/10	Baltimore (L)	27	37
8/17	at New York Jets (L)	6	13
8/23	Carolina (L)	7	34

**1997 (1-3)**

Date	Opponent	Giants	Opp.
8/2	at Baltimore (W)	21	20
8/9	Jacksonville (L)	16	38
8/16	New York Jets (L)	17	27
8/22	Green Bay (L) (at Madison, WI)	17	22

**1998 (1-3)**

Date	Opponent	Giants	Opp.
8/8	Cincinnati (W)	24	17
8/14	at Jacksonville (L)	10	24
8/20	at New York Jets (L)	23	27

8/28	Baltimore (L)	6	14
------	---------------	---	----

**1999 (2-2)**

Date	Opponent	Giants	Opp.
8/13	at Minnesota (W)	36	21
8/21	Jacksonville (W)	27	20
8/28	New York Jets (L)	10	16
9/3	at Baltimore (L)	28	24

**2000'S****2000 (0-4)**

Date	Opponent	Giants	Opp.
8/5	Chicago (L)	8	20
8/11	at Jacksonville (L)	13	16
8/19	at New York Jets (L)	24	27
8/25	Baltimore (L)	17	24

**2001 (1-3)**

Date	Opponent	Giants	Opp.
8/11	at New England (L)	0	14
8/16	Jacksonville (W)	27	5
8/25	New York Jets (L)	14	17
8/31	at Baltimore (L)	9	38

**2002 (3-2)**

Date	Opponent	Giants	Opp.
8/5	vs. Houston (W) (HOF Game Canton, OH)	34	17
8/10	New England (W)	22	19
8/17	at Atlanta (L)	24	36
8/24	at New York Jets (L)	7	28
8/29	Baltimore (W)	13	0

**2003 (1-3)**

Date	Opponent	Giants	Opp.
8/7	at New England (L)	6	26
8/15	Carolina (L)	10	20
8/23	New York Jets (L)	14	15
8/28	at Baltimore (W)	30	24

**2004 (1-3)**

Date	Opponent	Giants	Opp.
8/13	Kansas City (W)	34	24
8/19	at Carolina (L)	20	27
8/27	at New York Jets (L)	10	17
9/2	Baltimore (L)	17	27

**2005 (3-1)**

Date	Opponent	Giants	Opp.
8/13	at Cleveland (L)	14	17
8/20	Carolina (W)	27	21
8/23	New York Jets (W)	15	14
9/1	at New England (W)	27	3

**2006 (4-0)**

Date	Opponent	Giants	Opp.
8/11	at Baltimore (W)	17	16
8/17	Kansas City (W)	17	0
8/25	at New York Jets (W)	13	7
8/31	New England (W)	31	23

**2007 (1-3)**

Date	Opponent	Giants	Opp.
8/11	Carolina (L)	21	24
8/19	at Baltimore (W)	13	12
8/25	New York Jets (L)	12	20
8/30	at New England (L)	20	27

**2008 (2-2)**

Date	Opponent	Giants	Opp.
8/7	at Detroit (L)	10	13
8/18	Cleveland (W)	37	34
8/23	at New York Jets (L)	7	10
8/28	New England (W)	19	14

**2009 (1-3)**

Date	Opponent	Giants	Opp.
8/17	vs. Carolina (W)	24	17
8/22	at Chicago (L)	3	17
8/29	vs. New York Jets (L)	25	27
9/3	at New England (L)	27	38

**2010'S****2010 (2-2)**

Date	Opponent	Giants	Opp.
8/16	at New York Jets (W)	31	16
8/21	Pittsburgh (L)	17	24
8/28	at Baltimore (L)	10	24
9/2	New England (W)	20	17

**2011 (2-2)**

Date	Opponent	Giants	Opp.
8/13	at Carolina (L)	10	20
8/22	Chicago (W)	41	13
8/29	New York Jets (L)	3	17
9/1	at New England (W)	18	17

**2012 (2-2)**

Date	Opponent	Giants	Opp.
8/10	at Jacksonville (L)	31	32
8/18	at New York Jets (W)	26	3
8/24	Chicago (L)	17	20
9/1	New England (W)	6	3

**2013 (1-3)**

Date	Opponent	Giants	Opp.
8/10	at Pittsburgh (W)	18	13
8/18	Indianapolis (L)	12	20
8/24	New York Jets (OT) (L)	24	21
8/29	at New England (L)	20	28

**2014 (5-0)**

Date	Opponent	Giants	Opp.
8/3	at Buffalo (HOF) (W)	17	30
8/9	Pittsburgh (W)	20	16
8/16	at Indianapolis (W)	27	26
8/24	at New York Jets (W)	35	24
8/29	New England (W)	16	13

**2015 (2-2)**

Date	Opponent	Giants	Opp.
8/14	at Cincinnati (L)	10	23
8/22	Jacksonville (W)	22	12
8/29	New York Jets (L)	28	18
9/3	at New England (W)	12	9

**2016 (2-2)**

Date	Opponent	Giants	Opp.
8/12	Miami (L)	10	27
8/20	at Buffalo (L)	0	21
8/27	at New York Jets (W)	21	20
9/1	New England (W)	17	9

**2017 (2-2)**

Date	Opponent	Giants	Opp.
8/11	Pittsburgh (L)	12	20
8/21	at Cleveland (L)	6	10
8/26	New York Jets (W)	32	31
8/31	at New England (W)	40	38

**2018 (2-2)**

Date	Opponent	Giants	Opp.
8/9	Cleveland (L)	10	20
8/17	at Detroit (W)	30	17
8/24	at New York Jets (W)	22	16
8/30	New England (L)	12	17

**2019 (4-0)**

Date	Opponent	Giants	Opp.
8/8	New York Jets (W)	31	22
8/16	Chicago (W)	32	13
8/22	at Cincinnati (W)	25	23
8/29	at New England (W)	31	29

**2020'S****2020**

No Preseason Games

**2021 (0-3)**

Date	Opponent	Giants	Opp.
8/24	New York Jets (L)	7	12
8/22	at Cleveland (L)	13	17
8/29	New England (L)	20	22

**2022 (2-1)**

Date	Opponent	Giants	Opp.
8/11	at New England (W)	23	21
8/21	Cincinnati (W)	25	22
8/28	at Jets (L)	27	31

**2023 (1-2)**

Date	Opponent	Giants	Opp.
8/11	at Detroit (L)	16	21
8/18	Carolina (W)	21	19
8/26	Jets (L)	24	32

**2024 (1-2)**

Date	Opponent	Giants	Opp.
8/8	Detroit (W)	14	3
8/17	at Houston (L)	10	38
8/24	at Jets (L)	6	10

**ALL-TIME SERIES RESULTS****\*ARIZONA VS. N.Y. GIANTS**

RS: Giants lead series, 81-46-2

1926	Giants, 20-0 (NY)
1927	Giants, 28-7 (NY)
1929	Giants, 24-21 (NY)
1930	Giants, 25-12 (NY)
	Giants, 13-7 (C)
1935	Cardinals, 14-13 (NY)
1936	Giants, 14-6 (NY)
1938	Giants, 6-0 (NY)
1939	Giants, 17-7 (NY)
1941	Cardinals, 10-7 (NY)
1942	Giants, 21-7 (NY)
1943	Giants, 24-13 (NY)
1946	Giants, 28-24 (NY)
1947	Giants, 35-31 (NY)
1948	Cardinals, 63-35 (NY)
1949	Giants, 41-38 (C)
1950	Cardinals, 17-3 (C)
	Giants, 51-21 (NY)
1951	Giants, 28-17 (NY)
	Giants, 10-0 (C)
1952	Cardinals, 24-23 (NY)
	Giants, 28-6 (C)
1953	Giants, 21-7 (NY)
	Giants, 23-20 (C)
1954	Giants, 41-10 (C)
	Giants, 31-17 (NY)
1955	Cardinals, 28-17 (C)
	Giants, 10-0 (NY)
1956	Cardinals, 35-27 (C)
	Giants, 23-10 (NY)
1957	Giants, 27-14 (NY)
	Giants, 28-21 (C)
1958	Giants, 37-7 (Buffalo)
	Cardinals, 23-6 (NY)
1959	Giants, 9-3 (NY)
	Giants, 30-20 (Minn)
1960	Giants, 35-14 (StL)
	Cardinals, 20-13 (NY)
1961	Cardinals, 21-10 (NY)
	Giants, 24-9 (StL)
1962	Giants, 31-14 (StL)
	Giants, 31-28 (NY)
1963	Giants, 38-21 (StL)
	Cardinals, 24-17 (NY)
1964	Giants, 34-17 (NY)
	Tie, 10-10 (StL)
1965	Giants, 14-10 (NY)
	Giants, 28-15 (StL)
1966	Cardinals, 24-19 (StL)
	Cardinals, 20-17 (NY)
1967	Giants, 37-20 (StL)
	Giants, 37-14 (NY)
1968	Cardinals, 28-21 (NY)
1969	Cardinals, 42-17 (StL)
	Giants, 49-6 (NY)
1970	Giants, 35-17 (NY)
	Giants, 34-17 (StL)
1971	Giants, 21-20 (StL)
	Cardinals, 24-7 (NY)
1972	Giants, 27-21 (NY)
	Giants, 13-7 (StL)
1973	Cardinals, 35-27 (StL)
	Giants, 24-13 (New Haven)
1974	Cardinals, 23-21 (New Haven)
	Cardinals, 26-14 (StL)
1975	Cardinals, 26-14 (StL)
	Cardinals, 20-13 (NY)
1976	Cardinals, 27-21 (StL)
	Cardinals, 17-14 (NY)
1977	Cardinals, 28-0 (StL)
	Giants, 27-7 (NY)
1978	Cardinals, 20-10 (StL)
	Giants, 17-0 (NY)
1979	Cardinals, 27-14 (NY)
	Cardinals, 29-20 (StL)
1980	Giants, 41-35 (StL)
	Cardinals, 23-7 (NY)

1981	Giants, 34-14 (NY)
	Giants, 20-10 (StL)
1982	Cardinals, 24-21 (StL)
1983	Tie, 20-20 (StL) OT
	Cardinals, 10-6 (NY)
1984	Giants, 16-10 (NY)
	Cardinals, 31-21 (StL)
1985	Giants, 27-17 (NY)
	Giants, 34-3 (StL)
1986	Giants, 13-6 (StL)
	Giants, 27-7 (NY)
1987	Giants, 30-7 (NY)
	Cardinals, 27-24 (StL)
1988	Cardinals, 24-17 (P)
	Giants, 44-7 (NY)
1989	Giants, 35-7 (NY)
	Giants, 20-13 (P)
1990	Giants, 20-19 (NY)
	Giants, 24-21 (P)
1991	Giants, 20-9 (NY)
	Giants, 21-14 (P)
1992	Giants, 31-21 (NY)
	Cardinals, 19-0 (P)
1993	Giants, 19-17 (NY)
	Cardinals, 17-6 (P)
1994	Giants, 20-17 (A)
	Cardinals, 10-9 (NY)
1995	Giants, 27-21 (NY) OT
	Giants, 10-6 (A)
1996	Giants, 16-8 (NY)
	Cardinals, 31-23 (A)
1997	Giants, 27-13 (A)
	Giants, 19-10 (NY)
1998	Giants, 34-7 (NY)
	Giants, 23-19 (A)
1999	Cardinals, 14-3 (A)
	Cardinals, 34-24 (NY)
2000	Giants, 21-16 (NY)
	Giants, 31-7 (A)
2001	Giants, 17-10 (A)
	Giants, 17-13 (NY)
2002	Cardinals, 21-7 (A)
2004	Cardinals, 17-14 (A)
2005	Giants, 42-19 (NY)
2008	Giants, 37-29 (A)
2009	Cardinals, 24-17 (NY)
2011	Giants, 31-27 (A)
2014	Cardinals, 25-14 (NY)
2017	Cardinals, 23-0 (A)
2019	Cardinals, 27-21 (NY)
2020	Cardinals, 26-7 (NY)
2023	Giants, 31-28 (A)

**RS Pts.—Giants 2,819, Cardinals 2,255**

\*Franchise known as Phoenix prior to 1994, in St. Louis prior to 1988, and in Chicago prior to 1960

#### ATLANTA VS. N.Y. GIANTS

**RS: Falcons lead series, 15-11**  
**PS: Giants lead series, 1-0**

1966	Falcons, 27-16 (NY)
1968	Falcons, 24-21 (A)
1971	Giants, 21-17 (A)
1974	Falcons, 14-7 (New Haven)
1977	Falcons, 17-3 (A)
1978	Falcons, 23-20 (A)
1979	Giants, 24-3 (NY)
1981	Giants, 27-24 (A) OT
1982	Falcons, 16-14 (NY)
1983	Giants, 16-13 (A) OT
1984	Giants, 19-7 (A)
1988	Giants, 23-16 (A)
1998	Falcons, 34-20 (NY)
2000	Giants, 13-6 (A)
2002	Falcons, 17-10 (NY)
2003	Falcons, 27-7 (NY)
2004	Falcons, 14-10 (NY)
2006	Giants, 27-14 (A)
2007	Giants, 31-10 (A)
2009	Giants, 34-31 (NY) OT
2011	*Giants, 24-2 (NY)
2012	Falcons, 34-0 (A)
2014	Giants, 30-20 (NY)
2015	Falcons, 24-20 (NY)

2018	Falcons, 23-20 (A)
2021	Falcons, 17-14 (NY)
2024	Falcons, 34-7 (A)
<b>RS Pts.—Falcons 512, Giants 460</b>	
<b>PS Pts.—Giants 24, Falcons 2</b>	

\*NFC First-Round Playoff

#### BALTIMORE VS. N.Y. GIANTS

**RS: Ravens lead series, 5-3**  
**PS: Ravens lead series, 1-0**

1997	Ravens, 24-23 (NY)
2000	*Ravens, 34-7 (Tampa)
2004	Ravens, 37-14 (B)
2008	Giants, 30-10 (NY)
2012	Ravens, 33-14 (B)
2016	Giants, 27-13 (NY)
2020	Ravens, 27-13 (B)
2022	Giants, 24-20 (NY)
2024	Ravens, 35-14 (NY)
<b>RS Pts.—Ravens 209, Giants 159</b>	
<b>PS Pts.—Ravens 34, Giants 7</b>	

\*Super Bowl XXXV

#### BUFFALO VS. N.Y. GIANTS

**RS: Bills lead series, 8-6**  
**PS: Giants lead series, 1-0**

1970	Giants, 20-6 (NY)
1975	Giants, 17-14 (B)
1978	Bills, 41-17 (B)
1987	Bills, 6-3 (B) OT
1990	Bills, 17-13 (NY)
	*Giants, 20-19 (Tampa)
1993	Bills, 17-14 (B)
1996	Bills, 23-20 (NY) OT
1999	Giants, 19-17 (B)
2003	Bills, 24-7 (NY)
2007	Giants, 38-21 (B)
2011	Giants, 27-24 (NY)
2015	Giants, 24-10 (B)
2019	Bills, 28-14 (NY)
2023	Bills, 14-9 (B)
<b>RS Pts.—Bills 262, Giants 242</b>	
<b>PS Pts.—Giants 20, Bills 19</b>	

\*Super Bowl XXV

#### CAROLINA VS. N.Y. GIANTS

**RS: Panthers lead, 7-6**  
**PS: Panthers lead series, 1-0**

1996	Panthers, 27-17 (C)
2003	Panthers, 37-24 (NY)
2005	*Panthers, 23-0 (NY)
2006	Giants, 27-13 (C)
2008	Giants, 34-28 (NY) OT
2009	Panthers, 41-9 (NY)
2010	Giants, 31-18 (NY)
2012	Giants, 36-7 (C)
2013	Panthers, 38-0 (C)
2015	Panthers, 38-35 (NY)
2018	Panthers, 33-31 (C)
2021	Giants, 25-3 (NY)
2022	Giants, 19-16 (NY)
2024	Panthers, 20-17 OT (Munich)
<b>RS Pts.—Panthers 319, Giants 305</b>	
<b>PS Pts.—Panthers 23, Giants 0</b>	

\*NFC First-Round Playoff

#### CHICAGO VS. N.Y. GIANTS

**RS: Bears lead series, 31-22-2**  
**PS: Bears lead series, 5-3**

1925	Bears, 19-7 (NY)
	Giants, 9-0 (C)
1926	Bears, 7-0 (C)
1927	Giants, 13-7 (NY)
1928	Bears, 13-0 (C)
1929	Giants, 26-14 (C)
	Giants, 34-0 (NY)
	Giants, 14-9 (C)
1930	Giants, 12-0 (C)
	Bears, 12-0 (NY)
1931	Bears, 6-0 (C)
	Bears, 12-6 (NY)
	Giants, 25-6 (C)
1932	Bears, 28-8 (NY)
	Bears, 6-0 (C)
1933	Bears, 14-10 (C)
	Giants, 3-0 (NY)
	*Bears, 23-21 (C)

1934	Bears, 27-7 (C)
	Bears, 10-9 (NY)
	*Giants, 30-13 (NY)
1935	Bears, 20-3 (NY)
	Giants, 3-0 (C)
1936	Bears, 25-7 (NY)
1937	Tie, 3-3 (NY)
1939	Giants, 16-13 (NY)
1940	Bears, 37-21 (NY)
1941	*Bears, 37-9 (C)
1942	Bears, 26-7 (NY)
1943	Bears, 56-7 (NY)
1946	Giants, 14-0 (NY)
	*Bears, 24-14 (NY)
1948	Bears, 35-14 (C)
1949	Giants, 35-28 (NY)
1956	Tie, 17-17 (NY)
	*Giants, 47-7 (NY)
1962	Giants, 26-24 (C)
1963	*Bears, 14-10 (C)
1965	Bears, 35-14 (NY)
1967	Bears, 34-7 (C)
1969	Giants, 28-24 (NY)
1970	Bears, 24-16 (NY)
1974	Bears, 16-13 (C)
1977	Bears, 12-9 (NY) OT
1985	**Bears, 21-0 (C)
1987	Bears, 34-19 (C)
1990	**Giants, 31-3 (NY)
1991	Bears, 20-17 (C)
1992	Giants, 27-14 (C)
1993	Giants, 26-20 (C)
1995	Bears, 27-24 (NY)
2000	Giants, 14-7 (C)
2004	Bears, 28-21 (NY)
2006	Bears, 38-20 (NY)
2007	Giants, 21-16 (C)
2010	Giants, 17-3 (NY)
2013	Bears, 27-21 (C)
2016	Giants, 22-16 (NY)
2018	Giants, 30-27 (NY) OT
2019	Bears, 19-14 (NY)
2020	Bears, 17-13 (CHI)
2021	Bears, 29-3 (CHI)
2022	Giants, 20-12 (NY)

RS Pts.—Bears 973, Giants 772  
PS Pts.—Giants 162, Bears 142

\*NFL Championship  
\*\*NFC Divisional Playoff

## CINCINNATI VS. N.Y. GIANTS

RS: Bengals lead series, 7-4

1972	Bengals, 13-10 (C)
1977	Bengals, 30-13 (C)
1985	Bengals, 35-30 (C)
1991	Bengals, 27-24 (C)
1994	Giants, 27-20 (NY)
1997	Giants, 29-27 (NY)
2004	Bengals, 23-22 (C)
2008	Giants, 26-23 (NY) OT
2012	Bengals, 31-13 (C)
2016	Giants, 21-10 (NY)
2020	Giants, 19-17 (NY)
2024	Bengals, 17-7 (NY)

RS Pts.—Bengals 283, Giants 241

## CLEVELAND VS. N.Y. GIANTS

RS: Browns lead series, 27-22-2  
PS: Series tied, 1-1

1950	Giants, 6-0 (C)
	Giants, 17-13 (NY)
	*Browns, 8-3 (C)
1951	Browns, 14-13 (C)
	Browns, 10-0 (NY)
1952	Giants, 17-9 (C)
	Giants, 37-34 (NY)
1953	Browns, 7-0 (NY)
	Browns, 62-14 (C)
1954	Browns, 24-14 (C)
	Browns, 16-7 (NY)
1955	Browns, 24-14 (C)

1956	Tie, 35-35 (NY)
	Giants, 21-9 (C)
	Browns, 24-7 (NY)
1957	Browns, 6-3 (C)
	Browns, 34-28 (NY)
1958	Giants, 21-17 (C)
	Giants, 13-10 (NY)
	*Giants, 10-0 (NY)
1959	Giants, 10-6 (C)
	Giants, 48-7 (NY)
1960	Giants, 17-13 (C)
	Browns, 48-34 (NY)
1961	Giants, 37-21 (C)
	Tie, 7-7 (NY)
1962	Browns, 17-7 (C)
	Giants, 17-13 (NY)
1963	Browns, 35-24 (NY)
	Giants, 33-6 (C)
1964	Browns, 42-20 (C)
	Browns, 52-20 (NY)
1965	Browns, 38-14 (NY)
	Browns, 34-21 (C)
1966	Browns, 28-7 (NY)
	Browns, 49-40 (C)
1967	Giants, 38-34 (NY)
	Browns, 24-14 (C)
1968	Browns, 45-10 (C)
1969	Browns, 28-17 (C)
	Giants, 27-14 (NY)
1973	Browns, 12-10 (C)
1977	Browns, 21-7 (NY)
1985	Browns, 35-33 (NY)
1991	Giants, 13-10 (NY)
1994	Giants, 16-13 (C)
2000	Giants, 24-3 (C)
2004	Giants, 27-10 (NY)
2008	Browns, 35-14 (C)
2012	Giants, 41-27 (NY)
2016	Giants, 27-13 (C)
2020	Browns, 20-6 (NY)
2024	Giants, 21-15 (C)

RS Pts.—Browns 1,123, Giants 968  
PS Pts.—Giants 13, Browns 8

\*Conference Playoff

## DALLAS VS. N.Y. GIANTS

RS: Cowboys lead series, 77-46-2  
PS: Giants lead series, 1-0

1960	Tie, 31-31 (NY)
1961	Giants, 31-10 (D)
	Cowboys, 17-16 (NY)
1962	Giants, 41-10 (D)
	Giants, 41-31 (NY)
1963	Giants, 37-21 (NY)
	Giants, 34-27 (D)
1964	Tie, 13-13 (D)
	Cowboys, 31-21 (NY)
1965	Cowboys, 31-2 (D)
	Cowboys, 38-20 (NY)
1966	Cowboys, 52-7 (D)
	Cowboys, 17-7 (NY)
1967	Cowboys, 38-24 (D)
1968	Giants, 27-21 (D)
	Cowboys, 28-10 (NY)
1969	Cowboys, 25-3 (D)
1970	Cowboys, 28-10 (D)
	Giants, 23-20 (NY)
1971	Cowboys, 20-13 (D)
	Cowboys, 42-14 (NY)
1972	Cowboys, 23-14 (NY)
	Giants, 23-3 (D)
1973	Cowboys, 45-28 (D)
	Cowboys, 23-10 (New Haven)
1974	Giants, 14-6 (D)
	Cowboys, 21-7 (New Haven)
1975	Cowboys, 13-7 (NY)
	Cowboys, 14-3 (D)
1976	Cowboys, 24-14 (NY)
	Cowboys, 9-3 (D)
1977	Cowboys, 41-21 (D)
	Cowboys, 24-10 (NY)
1978	Cowboys, 34-24 (NY)
	Cowboys, 24-3 (D)

1979	Cowboys, 16-14 (NY)	2020	Cowboys, 37-34 (D)
	Cowboys, 28-7 (D)		Giants, 23-19 (NY)
1980	Cowboys, 24-3 (D)	2021	Cowboys, 44-20 (D)
	Giants, 38-35 (NY)		Cowboys, 21-6 (NY)
1981	Cowboys, 18-10 (D)	2022	Cowboys, 23-16 (NY)
	Giants, 13-10 (NY) OT		Cowboys, 28-20 (D)
1983	Cowboys, 28-13 (D)	2023	Cowboys, 40-0 (NY)
	Cowboys, 38-20 (NY)		Cowboys, 49-17 (D)
1984	Giants, 28-7 (NY)	2024	Cowboys, 20-15 (NY)
	Giants, 19-7 (D)		Cowboys, 27-20 (D)
1985	Cowboys, 30-29 (NY)	2025	Cowboys, 40-37 (D) OT
	Cowboys, 28-21 (D)		<b>RS Pts. — Cowboys 2,974, Giants 2,423</b>
1986	Cowboys, 31-28 (D)		<b>PS Pts. — Giants 21, Cowboys 17</b>
	Giants, 17-14 (NY)		<b>*NFC Divisional Playoff</b>
1987	Cowboys, 16-14 (NY)		<b>DENVER VS. N.Y. GIANTS</b>
	Cowboys, 33-24 (D)		<b>RS: Broncos lead series, 8-6</b>
1988	Giants, 12-10 (D)		<b>PS: Giants lead series, 1-0</b>
	Giants, 29-21 (NY)	1972	Giants, 29-17 (NY)
1989	Giants, 30-13 (D)	1976	Broncos, 14-13 (D)
	Giants, 15-0 (NY)	1980	Broncos, 14-9 (NY)
1990	Giants, 28-7 (D)	1986	Giants, 19-16 (NY)
	Giants, 31-17 (NY)		<b>*Giants, 39-20 (Pasadena)</b>
1991	Cowboys, 21-16 (D)	1989	Giants, 14-7 (D)
	Giants, 22-9 (NY)	1992	Broncos, 27-13 (D)
1992	Cowboys, 34-28 (NY)	1998	Giants, 20-16 (NY)
	Cowboys, 30-3 (D)	2001	Broncos, 31-20 (D)
1993	Cowboys, 31-9 (D)	2005	Giants, 24-23 (NY)
	Cowboys, 16-13 (NY) OT	2009	Broncos, 26-6 (D)
1994	Cowboys, 38-10 (D)	2013	Broncos, 41-23 (NY)
	Giants, 15-10 (NY)	2017	Giants, 23-10 (D)
1995	Cowboys, 35-0 (NY)	2021	Broncos, 27-13 (D)
	Cowboys, 21-20 (D)	2025	Broncos, 33-32 (D)
1996	Cowboys, 27-0 (D)		<b>RS Pts. — Broncos 302, Giants 258</b>
	Giants, 20-6 (NY)		<b>PS Pts. — Giants 39, Broncos 20</b>
1997	Giants, 20-17 (NY)		<b>*Super Bowl XXI</b>
	Giants, 20-7 (D)		<b>*DETROIT VS. N.Y. GIANTS</b>
1998	Cowboys, 31-7 (NY)		<b>RS: Lions leads series, 24-21-1</b>
	Cowboys, 16-6 (D)		<b>PS: Lions lead series, 1-0</b>
1999	Giants, 13-10 (NY)	1930	Giants, 19-6 (P)
	Cowboys, 26-18 (D)	1931	Spartans, 14-6 (P)
2000	Giants, 19-14 (NY)		Giants, 14-0 (NY)
	Giants, 17-13 (D)	1932	Spartans, 7-0 (P)
2001	Giants, 27-24 (NY) OT		Spartans, 6-0 (NY)
	Cowboys, 20-13 (D)	1933	Spartans, 17-7 (P)
2002	Giants, 21-17 (D)		Giants, 13-10 (NY)
	Giants, 37-7 (NY)	1934	Lions, 9-0 (D)
2003	Cowboys, 35-32 (NY) OT	1935	<b>**Lions, 26-7 (D)</b>
	Cowboys, 19-3 (D)	1936	Giants, 14-7 (NY)
2004	Giants, 26-10 (D)		Lions, 38-0 (D)
	Giants, 28-24 (NY)	1937	Lions, 17-0 (NY)
2005	Cowboys, 16-13 (D) OT	1939	Lions, 18-14 (D)
	Giants, 17-10 (NY)	1941	Giants, 20-13 (NY)
2006	Giants, 36-22 (D)	1943	Tie, 0-0 (D)
	Cowboys, 23-20 (NY)	1945	Giants, 35-14 (NY)
2007	Cowboys, 45-35 (D)	1947	Lions, 35-7 (D)
	Cowboys, 31-20 (NY)	1949	Lions, 45-21 (NY)
	<b>*Giants, 21-17 (D)</b>	1953	Lions, 27-16 (NY)
2008	Giants, 35-14 (NY)	1955	Giants, 24-19 (D)
	Cowboys, 20-8 (D)	1958	Giants, 19-17 (D)
2009	Giants, 33-31 (D)	1962	Giants, 17-14 (NY)
	Giants, 31-24 (NY)	1964	Lions, 26-3 (D)
2010	Giants, 41-35 (D)	1967	Lions, 30-7 (NY)
	Cowboys, 33-20 (NY)	1969	Lions, 24-0 (D)
2011	Giants 37-34 (D)	1972	Lions, 30-16 (D)
	Giants 31-14 (NY)	1974	Lions, 20-19 (D)
2012	Cowboys, 24-17 (NY)	1976	Giants, 24-10 (NY)
	Giants, 29-24 (D)	1982	Giants, 13-6 (D)
2013	Cowboys, 36-31 (D)	1983	Lions, 15-9 (D)
	Cowboys, 24-21 (NY)	1988	Giants, 30-10 (NY)
2014	Cowboys, 31-21 (D)		Giants, 13-10 (D) OT
	Cowboys, 31-28 (NY)	1989	Giants, 24-14 (NY)
2015	Cowboys, 27-26 (D)	1990	Giants, 20-0 (NY)
	Giants, 27-20 (NY)	1994	Lions, 28-25 (NY) OT
2016	Giants, 20-19 (D)	1996	Giants, 35-7 (D)
	Giants, 10-7 (NY)	1997	Giants, 26-20 (D) OT
2017	Cowboys, 19-3 (D)	2000	Lions, 31-21 (NY)
	Cowboys, 30-10 (NY)	2004	Lions, 28-13 (NY)
2018	Cowboys, 20-13 (D)	2007	Giants, 16-10 (D)
	Cowboys, 35-36 (NY)	2010	Giants, 28-20 (NY)
2019	Cowboys, 35-17 (D)	2013	Giants, 23-20 (D) OT
	Cowboys, 37-18 (NY)	2014	Lions, 35-14 (D)
		2016	Giants, 17-6 (NY)



2017 Lions, 24-10 (NY)  
 2019 Lions, 31-26 (D)  
 2022 Lions, 31-18 (NY)

**RS Pts.—Lions 819, Giants 696**

**PS Pts.—Lions 26, Giants 7**

\*Franchise in Portsmouth prior to 1934 and known as the Spartans

\*\*NFL Championship

#### GREEN BAY VS. N.Y. GIANTS

**RS: Packers lead series, 29-25-2**

**PS: Packers lead series, 5-3**

1928 Giants, 6-0 (GB)  
 Packers, 7-0 (NY)  
 1929 Packers, 20-6 (NY)  
 1930 Packers, 14-7 (GB)  
 Giants, 13-6 (NY)  
 1931 Packers, 27-7 (GB)  
 Packers, 14-10 (NY)  
 1932 Packers, 13-0 (GB)  
 Giants, 6-0 (NY)  
 1933 Giants, 10-7 (Mil)  
 Giants, 17-6 (NY)  
 1934 Packers, 20-6 (Mil)  
 Giants, 17-3 (NY)  
 1935 Packers, 16-7 (GB)  
 1936 Packers, 26-14 (NY)  
 1937 Giants, 10-0 (NY)  
 1938 Giants, 15-3 (NY)  
 \*Giants, 23-17 (NY)  
 \*Packers, 27-0 (Mil)  
 1939 Giants, 7-3 (NY)  
 1942 Tie, 21-21 (NY)  
 1943 Packers, 35-21 (NY)  
 1944 Giants, 24-0 (NY)  
 \*Packers, 14-7 (NY)  
 Packers, 23-14 (NY)  
 1947 Tie, 24-24 (NY)  
 1948 Giants, 49-3 (Mil)  
 1949 Giants, 30-10 (GB)  
 1952 Packers, 17-3 (NY)  
 1957 Giants, 31-17 (GB)  
 1959 Giants, 20-3 (NY)  
 1961 Packers, 20-17 (Mil)  
 \*Packers, 37-0 (GB)  
 \*Packers, 16-7 (NY)  
 1967 Packers, 48-21 (NY)  
 1969 Packers, 20-10 (Mil)  
 1971 Giants, 42-40 (GB)  
 1973 Packers, 16-14 (New Haven)  
 1975 Packers, 40-14 (Mil)  
 1980 Giants, 27-21 (NY)  
 1981 Packers, 27-14 (NY)  
 Packers, 26-24 (Mil)  
 1982 Packers, 27-19 (NY)  
 1983 Giants, 27-3 (NY)  
 1985 Packers, 23-20 (GB)  
 1986 Giants, 55-24 (NY)  
 1987 Giants, 20-10 (NY)  
 1992 Giants, 27-7 (NY)  
 1995 Packers, 14-6 (GB)  
 1998 Packers, 37-3 (NY)  
 2001 Packers, 34-25 (NY)  
 2004 Giants, 14-7 (GB)  
 2007 Packers, 35-13 (NY)  
 \*\*Giants, 23-20 (GB) OT  
 2010 Packers 45-17 (GB)  
 2011 Packers, 38-35 (NY)  
 \*\*\*Giants, 37-20 (GB)  
 2012 Giants, 38-10 (NY)  
 2013 Giants, 27-13 (NY)  
 2016 Packers, 23-16 (GB)  
 \*\*\*\*Packers, 38-13 (GB)  
 2019 Packers, 31-13 (NY)  
 2022 Giants, 27-22 (London)  
 2023 Giants, 24-22 (NY)

**RS Pts.—Packers 1,021, Giants 1,004**

**PS Pts.—Packers 189, Giants 110**

\*NFL Championship

\*\*NFC Championship Game

\*\*\*Divisional Playoff

\*\*\*\*Wild Card

#### HOUSTON VS. N.Y. GIANTS

**RS: Giants lead series, 5-1**

2002 Texans, 16-14 (H)  
 2006 Giants, 14-10 (NY)  
 2010 Giants, 34-10 (H)  
 2014 Giants, 30-17 (NY)  
 2018 Giants, 27-22 (H)  
 2022 Giants, 24-16 (NY)

**RS Pts.—Giants 143, Texans 91**

#### INDIANAPOLIS VS. N.Y. GIANTS

**RS: Colts lead series, 10-8**

**PS: Colts lead series, 2-0**

1954 Colts, 20-14 (B)  
 1955 Giants, 17-7 (NY)  
 1958 Giants, 24-21 (NY)  
 \*\*Colts, 23-17 (NY) OT  
 1959 \*\*Colts, 31-16 (B)  
 1963 Giants, 37-28 (B)  
 1968 Colts, 26-0 (NY)  
 1971 Colts, 31-7 (NY)  
 1975 Colts, 21-0 (NY)  
 1979 Colts, 31-7 (NY)  
 1990 Giants, 24-7 (I)  
 1993 Giants, 20-6 (NY)  
 1999 Colts, 27-19 (NY)  
 2002 Giants, 44-27 (I)  
 2006 Colts, 26-21 (NY)  
 2010 Colts, 38-14 (I)  
 2014 Colts, 40-24 (NY)  
 2018 Colts, 28-27 (I)  
 2022 Giants, 38-10 (NY)  
 2024 Giants, 45-33 (NY)

**RS Pts.—Colts 427, Giants 382**

**PS Pts.—Colts 54, Giants 33**

\*Franchise in Baltimore prior to 1984

\*\*NFL Championship

#### JACKSONVILLE VS. N.Y. GIANTS

**RS: Series tied, 4-4**

1997 Jaguars, 40-13 (J)  
 2000 Giants, 28-25 (NY)  
 2002 Giants, 24-17 (NY)  
 2006 Jaguars, 26-10 (J)  
 2010 Giants 24-20 (NY)  
 2014 Jaguars, 25-24 (J)  
 2018 Jaguars, 20-15 (NY)  
 2022 Giants, 23-17

**RS Pts.—Jaguars 190, Giants 161**

#### KANSAS CITY VS. N.Y. GIANTS

**RS: Giants lead series, 11-5**

1974 Giants, 33-27 (KC)  
 1978 Giants, 26-10 (NY)  
 1979 Giants, 21-17 (KC)  
 1983 Chiefs, 38-17 (KC)  
 1984 Giants, 28-27 (NY)  
 1988 Giants, 28-12 (NY)  
 1992 Giants, 35-21 (NY)  
 1995 Chiefs, 20-17 (KC) OT  
 1998 Giants, 28-7 (NY)  
 2001 Giants, 13-3 (KC)  
 2005 Giants, 27-17 (NY)  
 2009 Giants, 27-16 (KC)  
 2013 Chiefs, 31-7 (KC)  
 2017 Giants, 12-9 (NY) OT  
 2021 Chiefs, 20-7 (KC)  
 2025 Chiefs, 22-9 (NY)

**RS Pts.—Giants 335, Chiefs 297**

#### \*LOS ANGELES CHARGERS VS. N.Y. GIANTS

**RS: Chargers lead series, 8-6**

1971 Giants, 35-17 (NY)  
 1975 Giants, 35-24 (NY)  
 1980 Chargers, 44-7 (SD)  
 1983 Chargers, 41-34 (NY)  
 1986 Giants, 20-7 (NY)  
 1989 Giants, 20-13 (SD)  
 1995 Chargers, 27-17 (NY)  
 1998 Giants, 34-16 (SD)  
 2005 Chargers, 45-23 (SD)  
 2009 Chargers, 21-20 (NY)  
 2013 Chargers, 37-14 (SD)  
 2017 Chargers, 27-22 (NY)  
 2021 Chargers, 37-21 (LA)  
 2025 Giants, 21-18 (NY)

**RS Pts.—Chargers 374, Giants 323**

\*Franchise in San Diego from 1961 to 2016

#### \*LOS ANGELES RAMS VS. N.Y. GIANTS

**RS: Rams lead series, 28-16**  
**PS: Series tied, 1-1**

1938	Giants, 28-0 (NY)
1940	Rams, 13-0 (NY)
1941	Giants, 49-14 (NY)
1945	Rams, 21-17 (NY)
1946	Rams, 31-21 (NY)
1947	Rams, 34-10 (LA)
1948	Rams, 52-37 (NY)
1953	Rams, 21-7 (LA)
1954	Rams, 17-16 (NY)
1959	Giants, 23-21 (LA)
1961	Giants, 24-14 (NY)
1966	Rams, 55-14 (LA)
1968	Rams, 24-21 (LA)
1970	Rams, 31-3 (NY)
1973	Rams, 40-6 (LA)
1976	Rams, 24-10 (LA)
1978	Rams, 20-17 (NY)
1979	Giants, 20-14 (LA)
1980	Rams, 28-7 (NY)
1981	Giants, 10-7 (NY)
1983	Rams, 16-6 (NY)
1984	Rams, 33-12 (LA)
	**Giants, 16-13 (LA)
1985	Giants, 24-19 (NY)
1988	Rams, 45-31 (NY)
1989	Rams, 31-10 (LA)
	***Rams, 19-13 (NY) OT
1990	Giants, 31-7 (LA)
1991	Rams, 19-13 (NY)
1992	Rams, 38-17 (LA)
1993	Giants, 20-10 (NY)
1994	Rams, 17-10 (LA)
1997	Rams, 13-3 (StL)
1999	Rams, 31-10 (StL)
2000	Rams, 38-24 (NY)
2001	Rams, 15-14 (StL)
2002	Giants, 26-21 (StL)
2003	Giants, 23-13 (NY)
2005	Giants, 44-24 (NY)
2008	Giants, 41-13 (StL)
2011	Giants, 28-16 (NY)
2014	Giants 37-27 (StL)
2016	Giants 17-10 (London)
2017	Rams, 51-17 (NY)
2020	Rams, 17-9 (L.A.)
2023	Rams, 26-25 (NY)

**RS Pts.—Rams 1,031, Giants 832**  
**PS Pts.—Rams 32, Giants 29**

\*Franchise in St. Louis from 1995 to 2015 and in Cleveland prior to 1946

\*\*NFC First-Round Playoff

\*\*\*NFC Divisional Playoff

**MIAMI VS. N.Y. GIANTS**

**RS: Giants lead series, 7-4**

1972	Dolphins, 23-13 (NY)
1990	Giants, 20-3 (NY)
1993	Giants, 19-14 (M)
1996	Giants, 17-7 (M)
2003	Dolphins, 23-10 (NY)
2007	Giants, 13-10 (London)
2011	Giants, 20-17 (NY)
2015	Giants, 31-24 (M)
2019	Giants, 36-20 (NY)
2021	Dolphins, 20-9 (M)
2023	Dolphins, 31-16 (M)

**RS Pts.—Giants 204, Dolphins 192**

**MINNESOTA VS. N.Y. GIANTS**

**RS: Vikings lead series, 18-10**  
**PS: Giants lead series, 3-1**

1964	Vikings, 30-21 (NY)
1965	Vikings, 40-14 (M)
1967	Vikings, 27-24 (M)
1969	Giants, 24-23 (NY)
1971	Vikings, 17-10 (NY)
1973	Vikings, 31-7 (New Haven)
1976	Vikings, 24-7 (M)
1986	Giants, 22-20 (M)
1989	Giants, 24-14 (NY)
1990	Giants, 23-15 (NY)
1993	*Giants, 17-10 (NY)
1994	Vikings, 27-10 (NY)

1996	Giants, 15-10 (NY)
1997	*Vikings, 23-22 (NY)
1999	Vikings, 34-17 (NY)
2000	**Giants, 41-0 (NY)
2001	Vikings, 28-16 (M)
2002	Giants, 27-20 (M)
2003	Giants, 29-17 (M)
2004	Giants, 34-13 (M)
2005	Vikings, 24-21 (NY)
2007	Vikings, 41-17 (NY)
2008	Vikings, 20-19 (M)
2009	Vikings, 44-7 (M)
2010	***Giants, 21-3 (M)
2013	Giants, 23-7 (NY)
2015	Vikings, 49-17 (M)
2016	Vikings, 24-10 (M)
2019	Vikings, 28-10 (NY)
2022	Vikings, 27-24 (M)
	*Giants, 31-24 (M)
2024	Vikings, 28-6 (NY)

**RS Pts.—Vikings 685, Giants 499**  
**PS Pts.—Giants 111, Vikings 57**

\*NFC First-Round Playoff

\*\*NFC Championship

\*\*\*Game played in Detroit, MI.

**\*NEW ENGLAND VS. N.Y. GIANTS**

**RS: Patriots lead series, 7-5**  
**PS: Giants lead series, 2-0**

1970	Giants, 16-0 (B)
1974	Patriots, 28-20 (New Haven)
1987	Giants, 17-10 (NY)
1990	Giants, 13-10 (NE)
1996	Patriots, 23-22 (NY)
1999	Patriots, 16-14 (NE)
2003	Patriots, 17-6 (NE)
2007	Patriots, 38-35 (NY)
	**Giants, 17-14 (Arizona)
2011	Giants, 24-20 (NE)
	***Giants, 21-17 (Indianapolis)
2015	Patriots, 27-26 (NY)
2019	Patriots, 35-14 (NE)
2023	Giants, 10-7 (NY)

**RS Pts.—Patriots 231, Giants 217**  
**PS Pts.—Giants 38, Patriots 31**

\*Franchise in Boston prior to 1971

\*\*Super Bowl XLII \*\*\*Super Bowl XLVI

**NEW ORLEANS VS. N.Y. GIANTS**

**RS: Series tied, 17-17**

1967	Giants, 27-21 (NY)
1968	Giants, 38-21 (NY)
1969	Saints, 25-24 (NY)
1970	Saints, 14-10 (NO)
1972	Giants, 45-21 (NY)
1975	Giants, 28-14 (NY)
1978	Saints, 28-17 (NO)
1979	Saints, 24-14 (NO)
1981	Giants, 20-7 (NY)
1984	Saints, 10-3 (NY)
1985	Giants, 21-13 (NO)
1986	Giants, 20-17 (NY)
1987	Saints, 23-14 (NO)
1988	Giants, 13-12 (NO)
1993	Giants, 24-14 (NO)
1994	Saints, 27-22 (NO)
1995	Giants, 45-29 (NY)
1996	Saints 17-3 (NY)
1997	Giants, 14-9 (NY)
1999	Giants, 31-3 (NY)
2001	Giants, 21-13 (NY)
2003	Saints, 45-7 (NO)
2005	Giants, 27-10 (NY*)
2006	Saints, 30-7 (NY)
2009	Saints, 48-27 (NO)
2011	Saints, 49-24 (NO)
2012	Giants, 52-27 (NY)
2015	Saints, 52-49 (NO)
2016	Giants, 16-13 (NY)
2018	Saints, 33-18 (NY)
2021	Giants, 27-21 (NO)
2023	Saints, 24-6 (NO)
2024	Saints, 14-11 (NY)
2025	Saints, 26-14 (NO)

RS Pts.—Saints 754, Giants 739  
\*Saints home game

## N.Y. JETS VS. N.Y. GIANTS

RS: Giants lead series, 8-6

1970	Giants, 22-10 (NYJ)
1974	Jets, 26-20 (New Haven) OT
1981	Jets, 26-7 (NYG)
1984	Giants, 20-10 (NYJ)
1987	Giants, 20-7 (NYG)
1988	Jets, 27-21 (NYJ)
1993	Jets, 10-6 (NYG)
1996	Giants, 13-6 (NYJ)
1999	Giants, 41-28 (NYG)
2003	Giants, 31-28 (NYJ) OT
2007	Giants, 35-24 (NYG)
2011	Giants, 29-14 (NYJ)
2015	Jets, 23-20 (NYG) OT
2019	Jets, 34-27 (NYJ)
2023	Jets, 13-10 (NYG) OT

RS Pts.—Giants 322, Jets 286

## \*LAS VEGAS VS. N.Y. GIANTS

RS: Raiders lead series, 9-6

1973	Raiders, 42-0 (O)
1980	Raiders, 33-17 (NY)
1983	Raiders, 27-12 (LA)
1986	Giants, 14-9 (LA)
1989	Giants, 34-17 (NY)
1992	Raiders, 13-10 (LA)
1995	Raiders, 17-13 (NY)
1998	Raiders, 20-17 (O)
2001	Raiders, 28-10 (NY)
2005	Giants, 30-21 (O)
2009	Giants, 44-7 (NY)
2013	Giants, 24-20 (NY)
2017	Raiders, 24-17 (O)
2021	Giants, 23-16 (NY)
2023	Raiders, 30-6 (LV)

RS Pts.—Raiders 324, Giants 271

\*Franchise in LA from 1982-1994 and Oakland from 1995-2019

## PHILADELPHIA VS. N.Y. GIANTS

RS: Eagles lead series, 93-87-2

PS: Eagles lead series, 3-2

1933	Giants, 56-0 (NY)
	Giants, 20-14 (P)
1934	Giants, 17-0 (NY)
	Eagles, 6-0 (P)
1935	Giants, 10-0 (NY)
	Giants, 21-14 (P)
1936	Eagles, 10-7 (P)
	Giants, 21-17 (NY)
1937	Giants, 16-7 (P)
	Giants, 21-0 (NY)
1938	Eagles, 14-10 (P)
	Giants, 17-7 (NY)
1939	Giants, 13-3 (P)
	Giants, 27-10 (NY)
1940	Giants, 20-14 (P)
	Giants, 17-7 (NY)
1941	Giants, 24-0 (P)
	Giants, 16-0 (NY)
1942	Giants, 35-17 (NY)
	Giants, 14-0 (P)
1944	Eagles, 24-17 (NY)
	Tie, 21-21 (P)
1945	Eagles, 38-17 (P)
	Giants, 28-21 (NY)
1946	Eagles, 24-14 (P)
	Giants, 45-17 (NY)
1947	Eagles, 23-0 (P)
	Eagles, 41-24 (NY)
1948	Eagles, 45-0 (P)
	Eagles, 35-14 (NY)
1949	Eagles, 24-3 (NY)
	Eagles, 17-3 (P)
1950	Giants, 7-3 (NY)
	Giants, 9-7 (P)
1951	Giants, 26-24 (NY)
	Giants, 23-7 (P)
1952	Giants, 31-7 (P)
	Eagles, 14-10 (NY)
1953	Eagles, 30-7 (P)
	Giants, 37-28 (NY)

1954	Giants, 27-14 (NY)
	Eagles, 29-14 (P)
1955	Eagles, 27-17 (P)
	Giants, 31-7 (NY)
1956	Giants, 20-3 (NY)
	Giants, 21-7 (P)
1957	Giants, 24-20 (P)
	Giants, 13-0 (NY)
1958	Eagles, 27-24 (P)
	Giants, 24-10 (NY)
1959	Eagles, 49-21 (P)
	Giants, 24-7 (NY)
1960	Eagles, 17-10 (NY)
	Eagles, 31-23 (P)
1961	Giants, 38-21 (NY)
	Giants, 28-24 (P)
1962	Giants, 29-13 (P)
	Giants, 19-14 (NY)
1963	Giants, 37-14 (P)
	Giants, 42-14 (NY)
1964	Eagles, 38-7 (P)
	Eagles, 23-17 (NY)
1965	Giants, 16-14 (P)
	Giants, 35-27 (NY)
1966	Eagles, 35-17 (P)
	Eagles, 31-3 (NY)
1967	Giants, 44-7 (NY)
1968	Giants, 34-25 (P)
	Giants, 7-6 (NY)
1969	Eagles, 23-20 (NY)
1970	Giants, 30-23 (NY)
	Eagles, 23-20 (P)
1971	Eagles, 23-7 (P)
	Eagles, 41-28 (NY)
1972	Giants, 27-12 (P)
	Giants, 62-10 (NY)
1973	Tie, 23-23 (NY)
	Eagles, 20-16 (P)
1974	Eagles, 35-7 (P)
	Eagles, 20-7 (New Haven)
1975	Giants, 23-14 (P)
	Eagles, 13-10 (NY)
1976	Eagles, 20-7 (P)
	Eagles, 10-0 (NY)
1977	Eagles, 28-10 (NY)
	Eagles, 17-14 (P)
1978	Eagles, 19-17 (NY)
	Eagles, 20-3 (P)
1979	Eagles, 23-17 (P)
	Eagles, 17-13 (NY)
1980	Eagles, 35-3 (P)
	Eagles, 31-16 (NY)
1981	Eagles, 24-10 (NY)
	Giants, 20-10 (P)
	*Giants, 27-21 (P)
1982	Giants, 23-7 (NY)
	Giants, 26-24 (P)
1983	Eagles, 17-13 (NY)
	Giants, 23-0 (P)
1984	Giants, 28-27 (NY)
	Eagles, 24-10 (P)
1985	Giants, 21-0 (NY)
	Giants, 16-10 (P) OT
1986	Giants, 35-3 (NY)
	Giants, 17-14 (P)
1987	Giants, 20-17 (P)
	Giants, 23-20 (NY) OT
1988	Eagles, 24-13 (P)
	Eagles, 23-17 (NY) OT
1989	Eagles, 21-19 (P)
	Eagles, 24-17 (NY)
1990	Giants, 27-20 (NY)
	Eagles, 31-13 (P)
1991	Eagles, 30-7 (P)
	Eagles, 19-14 (NY)
1992	Eagles, 47-34 (NY)
	Eagles, 20-10 (P)
1993	Giants, 21-10 (NY)
	Giants, 7-3 (P)
1994	Giants, 28-23 (NY)
	Giants, 16-13 (P)

1995	Eagles, 17-14 (NY)
	Eagles, 28-19 (P)
1996	Eagles, 19-10 (NY)
	Eagles, 24-0 (P)
1997	Giants, 31-17 (NY)
	Giants, 31-21 (P)
1998	Giants, 20-0 (NY)
	Giants, 20-10 (P)
1999	Giants, 16-15 (NY)
	Giants, 23-17 (P) OT
2000	Giants, 33-18 (P)
	Giants, 24-7 (NY)
	**Giants, 20-10 (NY)
2001	Eagles, 10-9 (NY)
	Eagles, 24-21 (P)
2002	Eagles, 17-3 (P)
	Giants, 10-7 (NY) OT
2003	Eagles, 14-10 (NY)
	Eagles, 28-10 (P)
2004	Eagles, 31-17 (P)
	Eagles, 27-6 (NY)
2005	Giants, 27-17 (NY)
	Giants, 26-23 (P) OT
2006	Giants, 30-24 (P) OT
	Eagles, 36-22 (NY)
	*Eagles, 23-20 (P)
2007	Giants, 16-3 (NY)
	Giants, 16-13 (P)
2008	Giants, 36-31 (P)
	Eagles, 20-14 (NY)
	**Eagles, 23-11 (NY)
2009	Eagles, 40-17 (P)
	Eagles, 45-38 (NY)
2010	Eagles, 27-17 (P)
	Eagles, 38-31 (NY)
2011	Giants, 29-16 (P)
	Eagles, 17-10 (NY)
2012	Eagles, 19-17 (P)
	Giants, 42-7 (NY)
2013	Eagles, 36-21 (NY)
	Giants, 15-7 (P)
2014	Eagles, 27-0 (P)
	Eagles, 34-26 (NY)
2015	Eagles, 27-7 (P)
	Eagles, 35-30 (NY)
2016	Giants, 28-23 (NY)
	Eagles, 24-19 (P)
2017	Eagles, 27-24 (P)
	Eagles, 34-29 (NY)
2018	Eagles, 34-13 (NY)
	Eagles, 25-22 (P)
2019	Eagles, 23-17 (P)
	Eagles, 34-17 (NY)
2020	Eagles, 22-21 (P)
	Giants, 27-17 (NY)
2021	Giants, 13-7 (NY)
	Eagles, 34-10 (P)
2022	Eagles, 48-22 (NY)
	Eagles, 22-16 (P)
	**Eagles, 38-7 (P)
2023	Eagles, 33-25 (P)
	Giants, 27-10 (NY)
2024	Eagles, 28-3 (NY)
	Eagles, 20-13 (P)
2025	Giants, 34-17 (NY)
	Eagles, 38-20 (P)

RS Pts.—Eagles 3,604, Giants 3,562

PS Pts.—Giants 82, Eagles 115

\*NFC First-Round Playoff \*\*NFC Divisional Playoff

**\*PITTSBURGH VS. N.Y. GIANTS**

RS: Giants lead series, 44-32-3

1933	Giants, 23-2 (P)
	Giants, 27-3 (NY)
1934	Giants, 14-12 (P)
	Giants, 17-7 (NY)
1935	Giants, 42-7 (P)
	Giants, 13-0 (NY)
1936	Pirates, 10-7 (P)
1937	Giants, 10-7 (P)
	Giants, 17-0 (NY)
1938	Giants, 27-14 (P)
	Pirates, 13-10 (NY)

1939	Giants, 14-7 (P)
	Giants, 23-7 (NY)
1940	Tie, 10-10 (P)
	Giants, 12-0 (NY)
1941	Giants, 37-10 (P)
	Giants, 28-7 (NY)
1942	Steelers, 13-10 (P)
	Steelers, 17-9 (NY)
1945	Giants, 34-6 (P)
	Steelers, 21-7 (NY)
1946	Giants, 17-14 (P)
	Giants, 7-0 (NY)
1947	Steelers, 38-21 (NY)
	Steelers, 24-7 (P)
1948	Giants, 34-27 (NY)
	Steelers, 38-28 (P)
1949	Steelers, 28-7 (P)
	Steelers, 21-17 (NY)
1950	Giants, 18-7 (P)
	Steelers, 17-6 (NY)
1951	Tie, 13-13 (P)
	Giants, 14-0 (NY)
1952	Steelers, 63-7 (P)
1953	Steelers, 24-14 (P)
	Steelers, 14-10 (NY)
1954	Giants, 30-6 (P)
	Giants, 24-3 (NY)
1955	Steelers, 30-23 (P)
	Steelers, 19-17 (NY)
1956	Giants, 38-10 (NY)
	Giants, 17-14 (P)
1957	Giants, 35-0 (NY)
	Steelers, 21-10 (P)
1958	Giants, 17-6 (NY)
	Steelers, 31-10 (P)
1959	Giants, 21-16 (P)
	Steelers, 14-9 (NY)
1960	Giants, 19-17 (P)
	Giants, 27-24 (NY)
1961	Giants, 17-14 (P)
	Giants, 42-21 (NY)
1962	Giants, 31-27 (P)
	Steelers, 20-17 (NY)
1963	Steelers, 31-0 (P)
	Giants, 33-17 (NY)
1964	Steelers, 27-24 (P)
	Steelers, 44-17 (NY)
1965	Giants, 23-13 (P)
	Giants, 35-10 (NY)
1966	Giants, 35-10 (NY)
	Giants, 35-10 (NY)
1967	Giants, 27-24 (P)
	Giants, 27-24 (P)
1968	Giants, 27-24 (P)
1969	Giants, 10-7 (NY)
	Giants, 21-17 (P)
1971	Steelers, 17-13 (P)
1976	Steelers, 27-0 (NY)
1985	Giants, 28-10 (NY)
1991	Giants, 23-20 (P)
1994	Steelers, 10-6 (NY)
2000	Giants, 30-10 (NY)
2004	Steelers, 33-30 (NY)
2008	Giants, 21-14 (P)
2012	Giants, 21-14 (P)
2016	Steelers, 24-14 (P)
2020	Steelers, 24-14 (P)
2024	Steelers, 26-18 (P)

RS Pts.—Giants 1,548, Steelers 1,346

\*Steelers known as Pirates prior to 1940

**SAN FRANCISCO VS. N.Y. GIANTS**

RS: 49ers lead series, 18-17

PS: Series tied, 4-4

1952	Giants, 23-14 (NY)
1956	Giants, 38-21 (SF)
1957	49ers, 27-17 (NY)
1960	Giants, 21-19 (SF)
1963	Giants, 48-14 (NY)
1968	49ers, 26-10 (NY)
1972	Giants, 23-17 (SF)
1975	Giants, 26-23 (SF)
1977	Giants, 20-17 (NY)

1978	Giants, 27-10 (NY)
1979	Giants, 32-16 (NY)
1980	49ers, 12-0 (SF)
1981	49ers, 17-10 (SF)
	*49ers, 38-24 (SF)
1984	49ers, 31-10 (NY)
	*49ers, 21-10 (SF)
1985	**Giants, 17-3 (NY)
1986	Giants, 21-17 (SF)
	*Giants, 49-3 (NY)
1987	49ers, 41-21 (NY)
1988	49ers, 20-17 (NY)
1989	49ers, 34-24 (SF)
1990	49ers, 7-3 (SF)
	***Giants, 15-13 (SF)
1991	Giants, 16-14 (NY)
1992	49ers, 31-14 (NY)
1993	*49ers, 44-3 (SF)
1995	49ers, 20-6 (SF)
1998	49ers, 31-7 (SF)
2002	49ers, 16-13 (NY)
	**49ers, 39-38 (SF)
2005	Giants, 24-6 (SF)
2007	Giants, 33-15 (NY)
2008	Giants, 29-17 (NY)
2011	49ers, 27-20 (SF)
	***Giants 20-17 (OT)
2012	Giants, 26-3 (SF)
2014	49ers, 16-10 (NY)
2015	Giants, 30-27 (NY)
2017	49ers, 31-21 (SF)
2018	Giants, 27-23 (SF)
2020	49ers, 36-9 (NY)
2023	49ers, 30-12 (SF)

RS Pts.—49ers 726, Giants 688  
PS Pts.—49ers 178, Giants 176

\*NFC Divisional Playoff  
\*\*NFC First-Round Playoff  
\*\*\*NFC Championship

## SEATTLE VS. N.Y. GIANTS

RS: Series tied, 11-11

1976	Giants, 28-16 (NY)
1980	Giants, 27-21 (S)
1981	Giants, 32-0 (S)
1983	Seahawks, 17-12 (NY)
1986	Seahawks, 17-12 (S)
1989	Giants, 15-3 (NY)
1992	Giants, 23-10 (NY)
1995	Seahawks, 30-28 (S)
2001	Giants, 27-24 (NY)
2002	Giants, 9-6 (NY)
2005	Seahawks, 24-21 (S) OT
2006	Seahawks, 42-30 (S)
2008	Giants, 44-6 (NY)
2010	Giants, 41-7 (S)
2011	Seahawks, 36-25 (NY)
2013	Seahawks, 23-0 (NY)
2014	Seahawks, 38-17 (S)
2017	Seahawks, 24-7 (NY)
2020	Giants, 17-12 (S)
2022	Seahawks, 27-13 (S)
2023	Seahawks, 24-3 (NYG)
2024	Giants, 29-20 (S)

RS Pts.—Giants 460, Seahawks 427

## TAMPA BAY VS. N.Y. GIANTS

RS: Giants lead series, 15-10  
PS: Giants lead series, 1-0

1977	Giants, 10-0 (TB)
1978	Giants, 19-13 (TB)
	Giants, 17-14 (NY)
1979	Giants, 17-14 (NY)
	Buccaneers, 31-3 (TB)
1980	Buccaneers, 30-13 (TB)
1984	Giants, 17-14 (NY)
	Buccaneers, 20-17 (TB)
1985	Giants, 22-20 (NY)
1991	Giants, 21-14 (TB)
1993	Giants, 23-7 (NY)
1997	Buccaneers, 20-8 (NY)
1998	Buccaneers, 20-3 (TB)
1999	Giants, 17-13 (TB)
2003	Buccaneers, 19-13 (TB)

2006	Giants, 17-3 (NY)
2007	*Giants, 24-14 (TB)
2009	Giants, 24-0 (TB)
2012	Giants, 41-34 (NY)
2015	Giants, 32-18 (TB)
2017	Buccaneers, 25-23 (TB)
2018	Giants, 38-35 (NY)
2019	Giants, 32-31 (TB)
2020	Buccaneers, 25-23 (NY)
2021	Buccaneers, 30-10 (TB)
2024	Buccaneers, 30-7 (NY)

RS Pts.—Buccaneers 480, Giants 467  
PS Pts.—Giants 24, Buccaneers 14

\*NFC First-Round Playoff

## \*TENNESSEE VS. N.Y. GIANTS

RS: Series tied, 6-6

1973	Giants, 34-14 (NY)
1982	Giants, 17-14 (NY)
1985	Giants, 35-14 (H)
1991	Giants, 24-20 (NY)
1994	Giants, 13-10 (H)
1997	Oilers, 10-6 (T)
2000	Titans, 28-14 (T)
2002	Titans, 32-29 (NY) OT
2006	Titans, 24-21 (T)
2010	Titans, 29-10 (NY)
2014	Giants, 36-7 (T)
2018	Titans, 17-0 (NY)
2022	Giants, 21-20 (T)

RS Pts.—Giants 260, Titans 239

\*Franchise in Houston prior to 1997; known as Oilers prior to 1999

## \*WASHINGTON VS. N.Y. GIANTS

RS: Giants lead series, 107-73-5  
PS: Series tied, 1-1

1932	Braves, 14-6 (B)
	Tie, 0-0 (NY)
1933	Washington, 21-20 (B)
	Giants, 7-0 (NY)
1934	Giants, 16-13 (B)
	Giants, 3-0 (NY)
1935	Giants, 20-12 (B)
	Giants, 17-6 (NY)
1936	Giants, 7-0 (B)
	Washington, 14-0 (NY)
1937	Washington, 13-3 (W)
	Washington, 49-14 (NY)
1938	Giants, 10-7 (W)
	Giants, 36-0 (NY)
1939	Tie, 0-0 (W)
	Giants, 9-7 (NY)
1940	Washington, 21-7 (W)
	Giants, 21-7 (NY)
1941	Giants, 17-10 (W)
	Giants, 20-13 (NY)
1942	Giants, 14-7 (W)
	Washington, 14-7 (NY)
1943	Giants, 14-10 (NY)
	Giants, 31-7 (W)
	**Washington, 28-0 (NY)
1944	Giants, 16-13 (NY)
	Giants, 31-0 (W)
1945	Washington, 24-14 (NY)
	Washington, 17-0 (W)
1946	Washington, 24-14 (W)
	Giants, 31-0 (NY)
1947	Washington, 28-20 (W)
	Giants, 35-10 (NY)
1948	Washington, 41-10 (W)
	Washington, 28-21 (NY)
1949	Giants, 45-35 (W)
	Giants, 23-7 (NY)
1950	Giants, 21-17 (W)
	Giants, 24-21 (NY)
1951	Giants, 35-14 (W)
	Giants, 28-14 (NY)
1952	Giants, 14-10 (W)
	Washington, 27-17 (NY)
1953	Washington, 13-9 (W)
	Washington, 24-21 (NY)
1954	Giants, 51-21 (W)
	Giants, 24-7 (NY)
1955	Giants, 35-7 (NY)

1956	Giants, 27-20 (W) Washington, 33-7 (W) Giants, 28-14 (NY)	1992	Washington, 34-17 (W) Giants, 24-7 (W) Washington, 28-10 (NY)
1957	Giants, 24-20 (W) Washington, 31-14 (NY)	1993	Giants, 41-7 (W) Giants, 20-6 (NY)
1958	Giants, 21-14 (W) Giants, 30-0 (NY)	1994	Giants, 31-23 (NY) Giants, 21-19 (W)
1959	Giants, 45-14 (NY) Giants, 24-10 (W)	1995	Giants, 24-15 (W) Giants, 20-13 (NY)
1960	Tie, 24-24 (NY) Giants, 17-3 (W)	1996	Washington, 31-10 (NY) Washington, 31-21 (W)
1961	Giants, 24-21 (W) Giants, 53-0 (NY)	1997	Tie, 7-7 (W) OT Giants, 30-10 (NY)
1962	Giants, 49-34 (NY) Giants, 42-24 (W)	1998	Giants, 31-24 (NY) Washington, 21-14 (W)
1963	Giants, 24-14 (W) Giants, 44-14 (NY)	1999	Washington, 50-21 (NY) Washington, 23-13 (W)
1964	Giants, 13-10 (NY) Washington, 36-21 (W)	2000	Washington, 16-6 (NY) Giants, 9-7 (W)
1965	Washington, 23-7 (NY) Giants, 27-10 (W)	2001	Giants, 23-9 (NY) Washington, 35-21 (W)
1966	Giants, 13-10 (NY) Washington, 72-41 (W)	2002	Giants, 19-17 (NY) Giants, 27-21 (W)
1967	Washington, 38-34 (W)	2003	Giants, 24-21 (W) OT Washington, 20-7 (NY)
1968	Giants, 48-21 (NY) Giants, 13-10 (W)	2004	Giants, 20-14 (NY) Washington, 31-7 (W)
1969	Washington, 20-14 (W)	2005	Giants, 36-0 (NY) Washington, 35-20 (W)
1970	Giants, 35-33 (NY) Giants, 35-33 (NY)	2006	Giants, 19-3 (NY) Giants, 34-28 (W)
1971	Washington, 30-3 (NY) Washington, 23-7 (W)	2007	Giants, 24-17 (W) Washington, 22-10 (NY)
1972	Washington, 23-16 (NY) Washington, 27-13 (W)	2008	Giants, 16-7 (NY) Giants, 23-7 (W)
1973	Washington, 21-3 (New Haven) Washington, 27-24 (W)	2009	Giants, 23-17 (NY) Giants, 45-12 (W)
1974	Washington, 13-10 (New Haven) Washington, 24-3 (W)	2010	Giants, 31-7 (NY) Giants, 17-14 (W)
1975	Washington, 49-13 (W) Washington, 21-13 (NY)	2011	Washington, 28-14 (W) Washington, 23-10 (NY)
1976	Washington, 19-17 (W) Giants, 12-9 (NY)	2012	Giants, 27-23 (NY) Washington, 17-16 (W)
1977	Giants, 20-17 (NY) Giants, 17-6 (W)	2013	Giants, 24-17 (W) Giants, 20-6 (NY)
1978	Giants, 17-6 (NY) Washington, 16-13 (W) OT	2014	Giants, 45-14 (W) Giants, 24-13 (NY)
1979	Washington, 27-0 (W) Giants, 14-6 (NY)	2015	Giants, 32-21 (NY) Washington, 20-14 (W)
1980	Washington, 23-21 (NY) Washington, 16-13 (W)	2016	Washington, 27-19 (NY) Giants, 19-10 (W)
1981	Giants, 17-7 (W) Washington, 30-27 (NY) OT	2017	Washington, 20-10 (W) Washington, 18-10 (NY)
1982	Washington, 27-17 (NY) Washington, 15-14 (W)	2018	Washington, 20-13 (NY) Giants, 40-16 (W)
1983	Washington, 33-17 (NY) Washington, 31-22 (W)	2019	Giants, 24-3 (NY) Giants, 41-35 (W)
1984	Washington, 30-14 (W) Giants, 37-13 (NY)	2020	Giants, 20-19 (NY) Giants, 23-20 (W)
1985	Giants, 17-3 (NY) Washington, 23-21 (W)	2021	Washington, 30-29 (W) Washington, 22-7 (NY)
1986	Giants, 27-20 (NY) Giants, 24-14 (W) ***Giants, 17-0 (NY)	2022	Tied, 20-20 (NY) OT Giants, 20-12 (W)
1987	Washington, 38-12 (NY) Washington, 23-19 (W)	2023	Giants, 14-7 (NY) Giants, 31-19 (W)
1988	Giants, 27-20 (NY) Giants, 24-23 (W)	2024	Washington, 21-18 (W) Washington, 27-22 (NY)
1989	Giants, 27-24 (W) Giants, 20-17 (NY)	2025	Washington, 21-6 (W) RS Pts.—Giants 3,762, Washington 3,337 PS Pts.—Washington 28, Giants 17
1990	Giants, 24-20 (W) Giants, 21-10 (NY)		
1991	Washington, 17-13 (NY)		