



PRE WEEK 3



VS



AUGUST 23, 2025 × 5:30 PM PT



**LOS ANGELES
CHARGERS**
(2-1)



VS



**SAN FRANCISCO
49ERS**
(1-1)

SATURDAY, AUGUST 23, 2025 * 5:30 PM PT * LEVI'S® STADIUM * SANTA CLARA, CA * KPIX 5

2025 SEASON SCHEDULE

DATE	OPPONENT	TIME (PT)
PRESEASON (1-1)		
AUG. 9	DENVER	L, 9-30
AUG. 16	@ LAS VEGAS	W, 22-19
AUG. 23	LA CHARGERS	5:30 PM
REGULAR SEASON		
SEPT. 7	@ SEATTLE	1:05 PM
SEPT. 14	@ NEW ORLEANS	10:00 AM
SEPT. 21	ARIZONA	1:25 PM
SEPT. 28	JACKSONVILLE	1:05 PM
OCT. 2	@ LA RAMS	5:15 PM
OCT. 12	@ TAMPA BAY	10:00 AM
OCT. 19	ATLANTA	5:20 PM
OCT. 26	@ HOUSTON	10:00 AM
NOV. 2	@ NY GIANTS	10:00 AM
NOV. 9	LA RAMS	1:25 PM
NOV. 16	@ ARIZONA	1:05 PM
NOV. 24	CAROLINA	5:15 PM
NOV. 30	@ CLEVELAND	10:00 AM
DEC. 14	TENNESSEE	1:25 PM
DEC. 22	@ INDIANAPOLIS	5:15 PM
DEC. 28	CHICAGO	5:20 PM
TBD	SEATTLE	TBD

MEDIA CENTER

The 49ers media center is updated daily and contains all of the necessary information to cover the team. On the site, you will find a compilation of 49ers game releases, rosters, updated player bios, pronunciation guides, gamebooks, transcriptions, statistics, audio files and much more.

To access the site, please visit: <https://49ers.1rmg.com/>

MEDIA GUIDE

The 49ers 2025 media guide is available online at <https://49ers.1rmg.com/season/2025/media-guide/> and will be updated weekly throughout the season.

WEEKLY RELEASE

The electronic version of the 49ers weekly release is available online. To access the book, please visit: <https://49ers.1rmg.com/weekly-releases/>

CHARGERS VS. 49ERS

The San Francisco 49ers return to Levi's Stadium to take on the Los Angeles Chargers for the final preseason game of 2025. This matchup marks the 51st preseason meeting all-time between the two teams and the first since 2023. San Francisco looks to improve to 28-23 all-time in the preseason series against the Chargers.

The 49ers are coming off a 22-19 victory against the Las Vegas Raiders. Offensively, the team registered 348 total yards and was led by QB Mac Jones, who completed 13 of his 16 passing attempts for 135 yards. RB Jeff Wilson Jr. registered eight carries for 16 yards and added a one-yard rushing touchdown.

On defense, the 49ers registered 4.0 sacks and forced two takeaways on the day. CB Chase Lucas and S Jaylen Mahoney recorded one interception each, while LB Trevis Gipson, DL Demone Harris, Lucas and LB Nick Martin each recorded 1.0 sack.

On special teams, K Jake Moody connected on five field goal attempts from 30, 26, 50, 44 and 59-yards. His 59-yard field goal came as time expired and won the game for the 49ers.

RADIO & TV COVERAGE

49ERS TELEVISION NETWORK

KPIX 5 and CW Bay Area are the official television partners of the San Francisco 49ers preseason broadcasts, and the flagship television stations of the 49ers Television Network. **Guy Haberman**, who brings more than a decade of experience in sports broadcasting, will have the call. He enters his first season with the 49ers after handling play-by-play duties in football and basketball with the Big Ten Network, Pac-12 Network, FOX Sports and NBC/Peacock. He is joined by former Chicago Bears and USC All-American defensive lineman **Tim Ryan**, who enters his 12th season in the 49ers radio booth. Ryan is a Bay Area native who was previously a color analyst for 49ers preseason games along with 12 seasons with the NFL on FOX. Veteran broadcaster **Vern Glenn** returns for his fifth season as part of the 49ers preseason broadcast. He will be handling sideline duties.

49ERS RADIO NETWORK

All 49ers preseason games can be heard on KSFO (810-AM), The Bone (KSAN 107.7-FM) and the 49ers Radio Network. **Bob Fitzgerald** will be on play-by-play. He currently calls NFL and college football games for Sports USA Radio and is the lead play-by-play announcer for the Golden State Warriors on NBC Sports Bay Area. Former 49ers linebacker, **Keena Turner** will be the color analyst. Turner played for San Francisco from 1980-90, and currently serves as the team's vice president and senior advisor to the general manager. Joining Fitzgerald and Turner in the booth for his first year is former 49ers defensive end **Dennis Brown**. Originally a second round (47th overall) draft pick by San Francisco in the 1990 NFL Draft, Brown spent all seven years of his career with the team and appeared in 110 games (53 starts) as well as 12 postseason contests (six starts). He was a member of the Super Bowl XXIX championship team.

49ERS SPANISH BROADCAST

Continuing in 2025, all 49ers games will be broadcast in Spanish online at 49ers.com/esp. The Faithful can listen to **Jesús Zárate** and **Carlos Yustis** call all 20 49ers games.

THE HEAD COACHES



Kyle Shanahan was named the 20th head coach of the San Francisco 49ers on February 6, 2017. Over the last eight seasons, he has posted a 70-62 record (8-4 in the postseason) and led the 49ers to three NFC West Division Titles (2019 & 2022-23), four trips to the NFC Championship Game and appearances in Super Bowl LIV and LVIII. He completed his eighth season with the 49ers after spending the previous two seasons as the offensive coordinator of the Atlanta Falcons. Shanahan has 21 seasons of coaching experience at the NFL level, including nine seasons as an offensive coordinator for the Atlanta Falcons (2015-16), Cleveland Browns (2014), Washington Redskins (2010-13) and Houston Texans (2008-09). In six of his nine seasons as an offensive coordinator (2008-09, 2012-13 and 2015-16), and five as head coach of the 49ers (2019, 2021-24), Shanahan has directed an offense that ranked in the top 10 in the NFL in yards gained. In 2019, Shanahan led the 49ers to NFC West and Conference titles en route to a trip to Super Bowl LIV, winning Coach of the Year honors by Sporting News and NFC Coach of the Year by the Committee of 101. Two years later, Shanahan guided the team to its second NFC Championship Game in two seasons (2021). In 2022, Shanahan led the 49ers to 12-consecutive wins after a 3-4 start, a second NFC West Division Title in four seasons and the team's second-consecutive appearance in the NFC Championship Game. In 2023, Shanahan guided the 49ers to their second-consecutive NFC West Division title, their eighth NFC Championship victory and an appearance in Super Bowl LVIII.

COACHES COMPARISON

Kyle Shanahan

13-12-1 (.519)	Preseason Record as Head Coach	13-9 (.591)
13-12-1 (.519)	Preseason Record with Current Team	3-3 (.500)
78-66 (.542)	Overall Record (Regular/Postseason)	60-29-1 (.672)
9th	Years as Head Coach with Team	2nd
9th	Years as Head Coach in NFL	6th
22nd	Years as an NFL Coach	8th

Jim Harbaugh



Jim Harbaugh is in his second season as head coach of the Los Angeles Chargers after being hired by the team on January 24, 2024. In 2024, Harbaugh led the Chargers to an 11-6 record and an appearance in the AFC Wild Card round. Under his guidance, the Chargers defense ranked first in scoring defense (17.7), fifth in opponent third down conversions (35.7 pct.) and tied-for-sixth in sacks (46). Prior to his time with the Chargers, Harbaugh spent nine years (2015-23) as head coach for the University of Michigan. During his tenure at Michigan, Harbaugh led the Wolverines to an 86-25 record along with three-consecutive Big Ten Championships (2021-23) and College Football Playoff appearances (2021-23). In 2023, he posted an undefeated 15-0 record and led Michigan to the 2023 College Football Playoff National Championship title. Before returning to the college ranks, Harbaugh spent four seasons (2011-14) as the head coach of the San Francisco 49ers, leading to the team to a 49-22-1 record, three-consecutive NFC Championship games and an appearance in Super Bowl XLVII. In his first year in San Francisco in 2011, Harbaugh was named the NFL Coach of the Year after leading the 49ers to a 13-3 record and the NFC Championship game. Prior to his time with San Francisco, Harbaugh spent four years (2007-10) as the head coach at Stanford University and three years (2004-06) as head coach at the University of San Diego. He began his NFL coaching career with the Oakland Raiders, where he spent two seasons (2002-03) as the quarterbacks coach. Before entering the NFL, Harbaugh spent eight seasons (1994-2001) as an assistant coach at Western Kentucky.

CLIMBING THE RANKS

- Since taking the helm in 2017, Shanahan has recorded 70 wins as head coach of the 49ers. His 70 wins are the 4th-most wins by a head coach in franchise history.

MOST WINS BY A 49ERS HEAD COACH, FRANCHISE HISTORY

Coach	Wins	Losses	Ties	Win%
1. George Seifert	98	30	0	.766
2. Bill Walsh	92	59	1	.609
3. Lawrence Shaw	71	39	4	.640
4. Kyle Shanahan	70	62	0	.530
5. Steve Marriucci	57	39	0	.594



- Entering his ninth season as head coach of the 49ers, Shanahan is tied as the second-longest tenured head coach in franchise history.

LONGEST TENURED HEAD COACHES, FRANCHISE HISTORY

Coach	Seasons
1. Bill Walsh	10
2t. Kyle Shanahan	9
Lawrence Shaw	9
4t. Dick Nolan	8
George Seifert	8

WILD, WILD, WEST

- San Francisco's 22 wins over NFC West opponents over the past six seasons (2019-24) are tied for the 5th-most division wins for a team in the NFC.

MOST DIVISION WINS IN THE NFC, 2019-24

Team	Wins	Losses	Win %
1. Dallas Cowboys	25	11	.694
2t. Green Bay Packers	23	13	.639
New Orleans Saints	23	13	.639
Philadelphia Eagles	23	13	.639
5t. San Francisco 49ers	22	14	.611
Tampa Bay Buccaneers	22	14	.611

- During that span, no NFC West team has scored more points than the 49ers (932). The 49ers 932 points scored during that span are the 3rd-most among teams in the NFC (Dal. - 1,037; GB - 953).

49ERS RECORD WHEN

TEAM	2024 Reg. Season	Shanahan Reg. Season	Shanahan Postseason
Overall	6-11	70-62	8-4
At Home	4-5	35-31	6-0
On the Road	2-6	35-31	2-2
Neutral Site	0-0	1-0	0-2
In Primetime	3-3	18-16	0-0
In Dome	0-3	8-11	0-0
In September	2-2	14-12	0-0
In October	2-2	15-21	0-0
In November	1-2	15-11	0-0
In December	1-4	22-15	0-0
In January	0-1	4-3	8-2
In February	0-0	0-0	0-2
Vs. NFC	4-8	50-46	8-2
Vs. NFC West	1-5	24-24	1-1
Vs. NFC East	1-0	10-7	2-1
Vs. NFC North	1-3	7-10	5-0
Vs. NFC South	1-0	9-5	0-0
Vs. AFC	2-3	20-16	0-2
Vs. AFC West	0-1	4-5	0-2
Vs. AFC East	2-2	5-4	0-0
Vs. AFC North	0-0	5-4	0-0
Vs. AFC South	0-0	6-3	0-0
Scoring on opening drive	4-4	45-18	3-1
Scoring first	6-6	38-26	5-2
Leading at half	5-5	53-16	5-2
Leading after three quarters	6-4	63-14	4-2
Winning time of possession	6-5	44-22	5-1
Out-rushing opponent	5-2	57-20	6-1
Out-passing opponent	5-8	49-36	2-0
Out-gaining opponent	6-4	60-28	5-0

OFFENSE

40% + 3rd down conversions	6-4	53-26	7-0
50% + 3rd down conversions	3-4	34-14	4-0
Not throwing an INT	5-2	43-12	4-1
Passing for 300+ yards	2-2	17-15	1-0
Having a 100+ yard rusher	2-2	23-9	3-0
Having a 100+ yard receiver	3-5	32-23	1-0
Scoring 20+ points	6-4	66-25	6-2
Scoring 30+ points	5-1	43-5	3-0
Rushing for 150+ yards	3-2	34-9	5-0
Having 20+ first downs	4-7	55-36	4-2
Not allowing a sack	1-0	14-3	1-1
Allowing two or fewer sacks	4-7	48-29	6-3

DEFENSE

Opp. less than 40% on 3rd down	3-4	44-24	3-1
Opp. less than 30% on 3rd down	0-1	20-8	1-0
Scoring a defensive TD	1-0	12-2	0-0
Returning an INT for a TD	1-0	10-1	0-0
Returning a fumble for a TD	0-0	2-1	0-0
Recording 3+ sacks	2-3	39-20	5-2
Recording 5+ sacks	2-0	12-2	3-0
Winning the turnover battle	4-1	40-8	4-0
Allowing 17 or fewer points	2-1	44-5	4-0
Allowing a 100-yard rusher	0-4	4-11	1-1
Allowing a 100-yard receiver	1-2	20-24	4-2
Not allowing a rushing TD	2-2	38-14	3-2
Not allowing a passing TD	0-3	20-7	1-0

2024 COMPARISON

49ERS (rank)	Record	CHARGERS (rank)
6-11 (4th NFCW)		11-6 (2nd AFCW)
22.9 (t-13th)	Points Per Game	23.6 (11th)
376.3 (4th)	Total Offense	324.2 (20th)
127.2 (12th)	Rushing Offense	110.7 (17th)
249.1 (4th)	Passing Offense	213.5 (19th)
30:29 (14th)	Possession Average	30:40 (11th)
25.6 (t-27th)	Points Allowed Per Game	17.7 (1st)
317.4 (8th)	Total Defense	324.4 (11th)
124.6 (18th)	Rushing Defense	117.5 (14th)
192.8 (5th)	Passing Defense	206.9 (7th)
37 (t-23rd)	Sacks	46 (t-6th)
11 (t-19th)	Interceptions	15 (t-8th)
44.2 (30th)	Punting Avg. (Gross)	46.7 (t-19th)
-10 (27th)	Turnover Differential	+12 (t-3rd)

49ERS

CHARGERS

PASSING YARDS

Brock Purdy 3,864 Justin Herbert 3,870

RUSHING YARDS

Jordan Mason 789 J.K. Dobbins 905
Isaac Guerendo... 420 Gus Edwards 365

RECEPTIONS

George Kittle 78 Ladd McConkey 82
Jauan Jennings..... 77 Quentin Johnson..... 55

RECEIVING YARDS

George Kittle 1,106 Ladd McConkey... 1,149
Jauan Jennings..... 975 Quentin Johnston... 711

INTERCEPTIONS

Deommodore Lenoir ...2 Tarheeb Still.....4
Fred Warner2 Elijah Molden3

SACKS

Nick Bosa9.0 Tuli Tuipulotu 8.5
Leonard Floyd 8.5 Two Players 6.0



2025 PRESEASON COMPARISON

49ERS

1-1	Record
15.5	Points Per Game
275.5	Total Offense
80.0	Rushing Offense
195.5	Passing Offense
27:43	Possession Average
24.5	Points Allowed Per Game
319.5	Total Defense
115.0	Rushing Defense
204.5	Passing Defense
6	Sacks
2	Interceptions
40.4	Punting Avg. (Gross)
-3	Turnover Differential

CHARGERS

2-1
27.7
266.7
117.3
149.3
28:23
14.3
318.3
96.0
222.3
8
6
46.9
+8

49ERS

PASSING YARDS

Mac Jones..... 209	Trey Lance296
--------------------	---------------------

RUSHING YARDS

Corey Kiner..... 68	Trey Lance81
Ke'Shawn Vaughn.... 28	Kimani Vidal 69

RECEPTIONS

Robbie Chosen..... 6	Tre Harris.....6
Two Players..... 5	Three Players4

RECEIVING YARDS

Robbie Chosen..... 93	KeAndre Lambert-Smith ... 109
Demarcus Robinson..64	Tre Harris..... 85

INTERCEPTIONS

Chase Lucas..... 1	Eric Rogers.....2
Jaylen Mahoney..... 1	Four Players..... 1

SACKS

Five Players 1.0	Two Players2.0
------------------------	----------------------



PRESEASON HISTORY

49ers Lead Preseason Series vs. Chargers 27-23

Winning

Year Team Score Loc.

1968	Chargers	30-18	SD
1971	49ers	28-17	SF
1972	Chargers	17-16	SD
1973	49ers	19-7	SD
1974	Chargers	20-6	SD
1975	Chargers	20-7	SD
1976	49ers	17-16	HI
1977	Chargers	32-13	SD
1979	49ers	13-10	SF
1980	49ers	17-14	SD
1981	Chargers	31-28	SF
1982	Chargers	23-9	SD
1983	Chargers	24-7	SD
1984	Chargers	35-15	SD
1985	49ers	25-10	SF
1987	49ers	17-3	SD
1988	49ers	34-27	SD
1989	49ers	17-14	SF
1990	Chargers	29-28	SD
1991	49ers	24-13	SF
1992	49ers	20-14	SD
1993	49ers	30-14	SF
1994	49ers	30-24	SD
1995	49ers	17-6	SD
1996	49ers	16-13	SF

Winning

Year Team Score Loc.

1997	Chargers	20-13	SD
1998	Chargers	27-21	SD
1999	49ers	31-24	SF
2000	Chargers	23-20	SF
2001	Chargers	25-24	SD
2002	49ers	27-3	SF
2003	Chargers	24-3	SD
2004	Chargers	31-15	SF
2005	Chargers	28-24	SD
2006	49ers	23-14	SF
2007	Chargers	16-13	SD
2008	Chargers	20-17	SF
2009	Chargers	26-7	SD
2010	49ers	17-14	SF
2011	49ers	20-17	SD
2012	49ers	35-3	SF
2013	49ers	41-6	SD
2014	49ers	21-7	SF
2015	49ers	14-12	SF
2016	49ers	31-21	SD
2017	49ers	23-13	SF
2018	Chargers	23-21	SF
2019	Chargers	27-24	SF
2021	49ers	15-10	LA
2023	Chargers	23-12	SF

HI - Honolulu, HI; SD - San Diego, CA; LA - Los Angeles

SERIES HIGHLIGHTS

Preseason Matchups: 50

Preseason Series: 49ers lead series 27-23

First Preseason Meeting: 8/3/68, Chargers win, 30-18, at SD

Last Preseason Meeting: 8/25/23, Chargers win, 23-12, at SF

Current Streak: Lost 1

Longest 49ers Win Streak: 8 (9/2/10 - 8/31/17)

Longest Chargers Win Streak: 4 (8/15/81 - 8/18/84)

Most 49ers Points: 41 (8/29/13): 49ers win, 41-6, at SD

Most Chargers Points: 35 (8/18/84): Chargers win, 35-15, at SD

49ers Shutouts: None

Chargers Shutouts: None

SD - San Diego, CA; LA - Los Angeles

CONTROL THE CLOCK

- The 49ers have an average time of possession of 31:07 over the past six seasons (2019-24), ranking 3rd in the NFL over that span (Bal. - 31:52; GB - 31:22).
- The 49ers finished the 2024 regular season with an average time of possession of 30:29, ranking 6th in the NFL (Det. - 32:14; TB - 32:00; Phi. - 32:23; Mia. - 31:43; Bal. - 30:57).

HIGHEST AVG. TIME OF POSSESSION IN THE NFL, 2019-24

Team	TOP
1. Baltimore Ravens	31:52
2. Green Bay Packers	31:22
3. San Francisco 49ers	31:07
4. Cleveland Browns	30:55
5. Philadelphia Eagles	30:54

GET OUT IN FRONT

- The 49ers have out-scored their opponents 2,612-2,076 since 2019. The team's +536 point differential ranks 4th in the NFL over that span (Buf. - +841; Bal. - +804; KC - +633).

HIGHEST PT. DIFFERENTIAL IN THE NFL, 2019-24

Team	Diff.
1. Buffalo Bills	+841
2. Baltimore Ravens	+804
3. Kansas City Chiefs	+633
4. San Francisco 49ers	+536
5. Green Bay Packers	+436

YARDS ON YARDS

- The 49ers have averaged 377.9 yds. per game since 2019, which is the 3rd-highest in the NFL over that span (Bal. - 380.5; KC - 380.4).
- In 2024, the 49ers averaged 376.3 yds. per game, ranking 4th in the NFL (Bal. - 424.9; Det. - 409.5; TB - 399.6).
- San Francisco has accumulated 37,792 total net yds. of offense and allowed 30,482 total net yds. on defense the last six seasons (2019-24). The team's +7,310 total net yds. differential ranks 1st in the NFL over that span.

HIGHEST TOTAL NET YARDAGE DIFFERENTIAL IN THE NFL, 2019-24

Team	Total Yds.	Def. Total Yds.	Diff.
1. San Francisco 49ers	37,792	30,482	+7,310
2. Buffalo Bills	36,951	31,183	+5,768
3. Baltimore Ravens	38,051	32,410	+5,641
4. Kansas City Chiefs	38,040	33,555	+4,485
5. Tampa Bay Buccaneers	37,420	33,547	+3,873

AIR IT OUT

- Since 2022, the 49ers have completed 122 passes of 25-or-more yds., which is the most in the NFL over that span.
- In 2024, the 49ers tallied 43 completions of 25-or-more yds., which were the most in the NFL.

MOST COMPLETIONS OF 25-OR-MORE YDS. IN THE NFL, 2022-24

Team	Comp. 25+
1. San Francisco 49ers	122
2. Minnesota Vikings	111
3. Kansas City Chiefs	108
4. Green Bay Packers	107
5. Houston Texans	105



STRETCH THE FIELD

- San Francisco has registered 738 big plays since 2019 (rushes of 10-or-more yds. and repts. of 20-or-more yds.), which is the 2nd-most in the NFL over that span (Bal. - 769). Of those 738 big plays, 361 have been rushing, while 377 have been receiving.
- In 2024, the 49ers tallied 123 big plays (57 rushing, 66 receiving), the 6th-most in the NFL (Bal. - 145; TB - 132; Det. - 130; GB - 129; Phi. - 125).

MOST BIG PLAYS (RUSHES OF 10+ YDS. & PASSES OF 20+ YDS.) IN THE NFL, 2019-24

Team	Big Plays
1. Baltimore Ravens	769
2. San Francisco 49ers	738
3. Philadelphia Eagles	688
4. Minnesota Vikings	680
5. Buffalo Bills	679

PASSING BY

- Over the last four seasons (2021-24), the 49ers have an average passer rating of 101.0, which ranks 2nd in the NFL over that span (Cin. - 102.3).

HIGHEST PASSER RATING IN THE NFL, 2021-24

Team	Psr Rtg
1. Cincinnati Bengals	102.3
2. San Francisco 49ers	101.0
3. Detroit Lions	99.3
4. Green Bay Packers	98.9
5. Tampa Bay Buccaneers	97.7

STAYING PUT

- In the past three seasons (2022-24), out of 540 possible drives, the 49ers offense has gone three-and-out 84 times for a three-and-out percentage of 15.6%, which is tied for the 2nd-lowest rate in the NFL over that span.
- In 2024, out of 175 possible drives, the 49ers offense went three-and-out 26 times for a three-and-out percentage of 14.9%, which was tied for the 4th-lowest rate in the NFL (Atl. - 9.9%; Det. - 13.7%; Mia. - 14.3%; TB - 14.9%).

LOWEST THREE-AND-OUT DRIVE % IN THE NFL, 2022-24

Team	3-Out %
1. Buffalo Bills	14.9
2t. San Francisco 49ers	15.6
Miami Dolphins	15.6
4. Detroit Lions	16.3
5. Baltimore Ravens	16.5

THIRD-AND-LONG

- In the last four seasons (2021-24), the 49ers offense has converted on 23.4% of their 3rd-and-10-or-more opportunities, which is the 4th-best mark in the NFL over that span (KC - 28.2%; Buf. - 25.6%; GB - 24.0%).

3RD-AND-10+ CONVERSION % IN THE NFL, 2021-24

Team	3rd-10+ %
1. Kansas City Chiefs	28.2
2. Buffalo Bills	25.6
3. Green Bay Packers	24.0
4. San Francisco 49ers	23.4
5. Cincinnati Bengals	21.4



YAC, YAC, YAC

- Since 2019, 50.4% of the 49ers receiving yds. have come after the catch. This YAC percentage is tied for the 3rd-most in the NFL over that span (KC - 54.1%; GB - 50.5%; NYJ - 50.4%).

HIGHEST YAC % IN THE NFL, 2019-24

Team	YAC %
1. Kansas City Chiefs	54.1
2. Green Bay Packers	50.5
3t. San Francisco 49ers	50.4
New York Jets	50.4
5. Denver Broncos	50.3

WHATS THE RUSH?

- Over the last six seasons (2019-24), the 49ers have scored 128 rushing TDs, which is the 2nd-most in the NFL over that span (Phi. - 140).

MOST RUSHING TDS IN THE NFL, 2019-24

Team	TDs
1. Philadelphia Eagles	140
2. San Francisco 49ers	128
3. Baltimore Ravens	124
4. Buffalo Bills	118
5. Detroit Lions	115



BALL SECURITY

- Over the last three seasons (2022-24), the 49ers offense has turned the ball over 62 times, which is tied for the 10th-fewest amount of turnovers in the NFL over that span.
- Since 2022, San Francisco's offense has given the ball away 62 times while the defense has forced 75 turnovers. The team's +13 turnover differential is the 10th-highest in the NFL during that span.

FEWEST AMOUNT OF TURNOVERS IN THE NFL, 2022-24

Team	TOs
1. Los Angeles Chargers	49
2. Baltimore Ravens	51
3. Pittsburgh Steelers	52
4. Detroit Lions	53
5. Los Angeles Rams	55
6. Cincinnati Bengals	56
7. New York Giants	58
8. Green Bay Packers	59
9. Houston Texans	61
10t. San Francisco 49ers	62
New Orleans Saints	62
Philadelphia Eagles	62

HIGHEST TURNOVER DIFFERENTIAL IN THE NFL, 2022-24

Team	Turnovers	Takeaways	Diff.
1. Pittsburgh Steelers	52	83	+31
2. Buffalo Bills	63	89	+26
3. Baltimore Ravens	51	73	+22
4t. Cincinnati Bengals	56	75	+19
Houston Texans	61	80	+19
6. Los Angeles Chargers	49	66	+17
7. Detroit Lions	53	69	+16
8t. Dallas Cowboys	67	81	+14
Green Bay Packers	59	73	+14
10. San Francisco 49ers	62	75	+13

MR. IRRELEVANT

MAKING IT LOOK PURDY

- In his first full season as a starter, QB Brock Purdy set the 49ers single season franchise records for passing yds. (4,280) and passer rating (113.0). Purdy became the first 49ers QB in 23 years to throw for 4,000-or-more yds. in a season, making him the 3rd QB in franchise history to accomplish the feat.

MOST PASSING YDS. IN A SEASON, FRANCHISE HISTORY

Player	Pass Yds.
1. Brock Purdy (2023)	4,280
2. Jeff Garcia (2000)	4,278
3. Steve Young (1998)	4,170
4. Steve Young (1993)	4,023
5. Jimmy Garoppolo (2019)	3,978

HIGHEST PASSER RATING IN A SEASON, FRANCHISE HISTORY

Player	Passer Rtg
1. Brock Purdy (2023)	113.0
2. Steve Young (1994)	112.8
3. Joe Montana (1989)	112.4
4. Steve Young (1992)	107.0
5. Steve Young (1997)	104.7

- Purdy also became the 5th 49ers QB to throw 30-or-more passing TDs in a single season (31) and posted the 3rd-highest single-season completion percentage by completing 308 of his 444 passing atts. (69.4%).

MOST PASSING TDs IN A SEASON, FRANCHISE HISTORY

Player	Pass TDs
1. Steve Young (1998)	36
2. Steve Young (1994)	35
3. Jeff Garcia (2001)	32
4t. Brock Purdy (2023)	31
Jeff Garcia (2000)	31
Joe Montana (1987)	31

HIGHEST COMPLETION % IN A SEASON, FRANCHISE HISTORY

Player	Comp %
1. Steve Young (1994)	70.3
2. Joe Montana (1989)	70.2
3. Brock Purdy (2023)	69.4
4. Jimmy Garoppolo (2019)	69.1
5. Jimmy Garoppolo (2021)	68.3

GAME CHANGER

- Purdy averaged 9.64 yds. per pass attempt in 2023, which is the highest avg. yds. per pass attempt in franchise history.

HIGHEST AVG. YDS. PER PASS ATTEMPT, FRANCHISE HISTORY

Player	Yds./Att.
1. Brock Purdy (2023)	9.64
2. John Brodie (1961)	9.14
3. Joe Montana (1989)	9.12
4. Steve Young (1991)	9.02
5. Steve Young (1993)	8.71

PURDY RATING

- In Week 11 of 2023 vs. TB (11/19/23), Purdy completed 21 of his 25 passing atts. for 333 yds. and 3 TDs with a career-high 158.3 passer rating, the highest attainable mark.
- Purdy's 158.3 passer rating on 25 passing atts. made him the first 49ers QB to reach that mark (min. 20 atts.).

HIGHEST SINGLE-GAME COMPLETION %, NFL HISTORY

Player	Comp %
1. Drew Brees, NO (2019)	96.7
2. Phillip Rivers, LAC (2018)	96.6
3. Marcus Mariota, Ten.	95.7
4. Brock Purdy, SF (2023)	95.2

- It also marked the fourth-highest single-game completion percentage in NFL history (min. 20 atts.).

HIGHEST SINGLE-GAME COMPLETION %, FRANCHISE HISTORY

Player	Comp %
1. Brock Purdy (2023)	95.2
2. Steve Young (1991)	90.0
3. Steve Young (1997)	85.7
4. John Brodie (1968)	85.0
5. Joe Montana (1983)	84.4



BROCK PURDY WHAT'S MY LINE?

In 2024, Purdy completed 300 of his 455 passing atts. (65.9%) for 3,864 yds. and a passer rating of 96.1 to go along with 66 rushes for 323 yds. and 5 TDs.

BROCK PARTY

PURDY GOOD START

- In his first start vs. TB (12/11/22), Purdy completed 16 of his 21 passing atts. for 185 yds., 2 TDs, and a passer rating of 134.0 to go along with a 2-yd. rushing TD.
- Purdy's 134.0 passer rating is the fourth highest passer rating in NFL history for a rookie in his first start (min. 15 atts.).

HIGHEST PASSER RATING IN FIRST START AS A ROOKIE (MIN. 15 ATTS.), NFL HISTORY

	Player	Season	Week	Passer Rtg.
1.	Marcus Mariota, Ten.	2015	1	158.3
2.	Robert Griffin III, Was.	2012	1	139.9
3.	Charlie Frye, Cle.	2005	13	136.7
4.	Brock Purdy, SF	2022	14	134.0

- In his 10th career start vs. Dal. (10/8/23), Purdy completed 17 of his 24 passing atts. for 252 yds. and 4 TDs with a passer rating of 144.4, leading the 49ers to a 42-10 victory. His 10-consecutive wins as a starter are tied for the second-most wins to begin a career in NFL history.

MOST CONSECUTIVE WINS BY A QB TO BEGIN A CAREER, NFL HISTORY

	Player	Wins	Seasons
1.	Ben Roethlisberger, Pit.	15	2004-05
2t.	Brock Purdy, SF	10	2022-23
	Mike Livingston, KC	10	1968-69
	Mike Tomczak, Chi.	10	1986-87

- Through Purdy's first 25 starts, he completed 477 of his 690 passing atts. (69.1%) for 6,508 yds. and 47 TDs with a passer rating of 112.6.
- Purdy's 69.1% completion percentage, 47 TDs and 112.6 passer rating rank first among QBs whose first 25 career starts were with the 49ers.
- Purdy's 112.6 passer rating in his first 25 career starts is the highest by any NFL QB in their first 25 career games since at least 1970.

HIGHEST COMPLETION % THROUGH A QB'S FIRST 25 CAREER STARTS, FRANCHISE HISTORY

	Player	Comp %
1.	Brock Purdy	69.1
2.	Joe Montana	63.0
3.	Jeff Garcia	62.8
4.	Colin Kaepernick	60.2
5.	Alex Smith	56.1

HIGHEST PASSER RATING THROUGH A QB'S FIRST 25 CAREER STARTS, SINCE 1970

	Player	Passer Rtg.
1.	Brock Purdy, SF	112.6
2.	Patrick Mahomes, KC	112.5
3.	Kurt Warner, StL	106.2
4.	Dan Marino, Mia.	105.1
5.	Deshaun Watson, Hou.	105.0

PURDY'S NUGGETS

- In 2023, Purdy tallied 4 games with 3-or-more TD passes and a passer rating of 140.0-or-higher, which is tied for the most such games by a QB in NFL history (Tom Brady - 2007; Aaron Rodgers - 2011).
- In his first two seasons, Purdy has registered 14 games with a passer rating of 110.0-or-higher, which is tied with QB Russell Wilson, who set the record as a member of the Seattle Seahawks, for the most such games in a player's first two seasons in NFL history.
- Purdy has the most games (10) with a passer rating of 120.0-or-higher in a player's first two seasons in NFL history.
- With a passer rating of 148.9 Week 10 at Jax. (11/12/23) and a passer rating of 158.3 vs. TB (11/19/23), Purdy became the youngest player in NFL history to post a passer rating of 145.0-or-higher in consecutive starts.



BROCK PURDY BROCK STAR

- In 2023, Purdy registered 8 games with a passer rating of 120.0-or-higher, which is tied for the 2nd-most such games in a single season in NFL history.

MOST GAMES WITH A PASSER RATING OF 120.0-OR-HIGHER IN A SEASON, NFL HISTORY

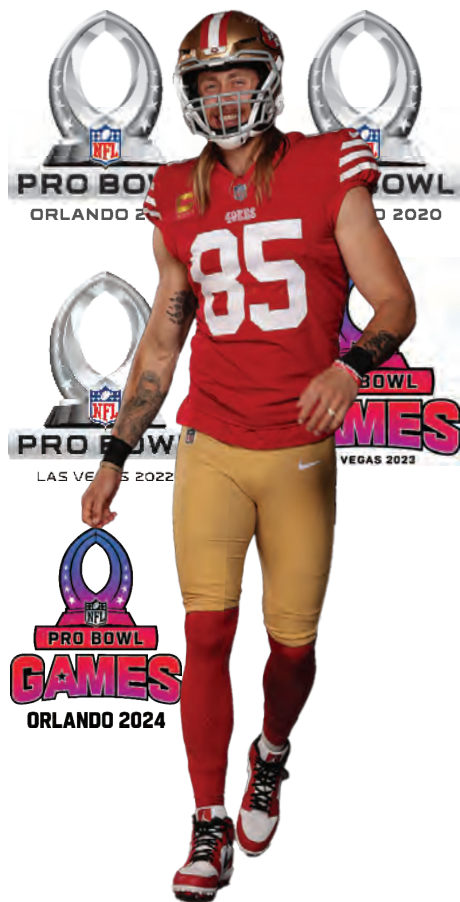
	Player	Games
1.	Aaron Rodgers, GB (2020)	10
2t.	Brock Purdy, SF (2023)	8
	Tom Brady, NE (2007)	8
	Phillip Rivers, SD (2008)	8
	Matt Ryan, Atl. (2016)	8

Purdy's 113.0 passer rating led all NFL QBs in 2023 and is the highest single season passer rating in franchise history.

HIGHEST PASSER RATING IN THE NFL, 2023

	Player	Passer Rtg.
1.	Brock Purdy, SF	113.0
2.	Dak Prescott, Dal.	105.9
3.	Kirk Cousins, Min.	103.8
4.	Lamar Jackson, Bal.	102.7
5.	Tua Tagovailoa, Mia.	101.1

THE PEOPLE'S TIGHT END



GOOD OVER TIME

A 2019 & 2023 AP First-Team All-Pro and five-time Pro Bowl selection (2019-20 & 2022-24), TE George Kittle ranks 2nd in the NFL in rec. yds. (7,353) among all active TEs since entering the NFL in 2017.

MOST REC. YDS. BY A TE IN THE NFL, SINCE 2017

	<u>Player</u>	<u>Recepts.</u>	<u>Yds.</u>	<u>Avg.</u>	<u>TDs</u>
1.	Travis Kelce, KC	780	9,289	11.9	63
2.	George Kittle, SF	536	7,353	13.7	45
3.	Mark Andrews, Bal.	432	5,476	12.7	50
4.	Zach Ertz, Phi./Arz.	523	5,204	10.0	39
5.	Evan Engram, NYG/Jax.	496	4,922	9.9	25

BREAK-AWAY SPEED

Kittle owns the top 3 and 5 of the top 7 performances for most rec. yds. in a game by a TE in franchise history.

MOST REC. YDS. BY A TE IN A SINGLE GAME, FRANCHISE HISTORY

	<u>Player</u>	<u>Date</u>	<u>Opp.</u>	<u>Recepts.</u>	<u>Yds.</u>	<u>TDs</u>
1.	George Kittle	12/9/18	vs. Den.	7	210	1
2.	George Kittle	10/4/20	vs. Phi.	15	183	1
3.	George Kittle	12/5/21	at Sea.	9	181	2
4.	Vernon Davis	10/13/13	vs. Arz.	8	180	2
5.	Eric Johnson	10/10/04	vs. Arz.	13	162	1
6.	George Kittle	12/12/21	at Cin.	13	151	1
7.	George Kittle	12/30/18	at LAR	9	149	1

GEORGE KITTLE MR. 6,000

With 76. rec. yds. vs. Sea. (12/10/23), Kittle reached 6,065 career rec. yds. in 95 career games, which is the 4th-fewest amount of games to reach 6,000 career rec yds. by a NFL TE since at least 1970.

FEWEST GAMES TO 6,000 REC. YDS. BY A TE, SINCE 1970

	<u>Player</u>	<u>Gms.</u>
1.	Rob Gronkowski	86
2.	Travis Kelce	91
3.	Kellen Winslow	94
4.	George Kittle	95

FIRST 50

Kittle's 3,380 rec. yds. through his first 50 career NFL games are the 3rd-most by a TE in NFL history.

MOST REC. YDS. BY A TE IN FIRST 50 CAREER GAMES, NFL HISTORY

	<u>Player</u>	<u>Yds.</u>
1.	Mike Ditka	3,436
2.	Kellen Winslow Sr.	3,420
3.	George Kittle	3,380
4.	Rob Gronkowski	3,255
5.	Jimmy Graham	3,106

GEORGE FEELS 100

Kittle has 17 career games with 100-or-more yds., with 10 of those coming within his first 50 career games, the 4th-most by a TE in NFL history through their first 50 career games.

MOST GAMES WITH 100-OR-MORE REC. YDS. BY A TE THROUGH 50 CAREER GAMES, NFL HISTORY

	<u>Player</u>	<u>Gms.</u>
1t.	Mike Ditka	14
	Kellen Winslow Sr.	14
3.	Rob Gronkowski	12
4.	George Kittle	10

Kittle's 17 career games with 100-or-more yds. are tied for the 3rd-most in franchise history among all players.

MOST GAMES WITH 100-OR-MORE REC. YDS. AMONG ALL PLAYERS, FRANCHISE HISTORY

	<u>Player</u>	<u>Gms.</u>
1.	Jerry Rice	66
2.	Terrell Owens	25
3t.	George Kittle	17
	Gene Washington	17
5.	Dwight Clark	16

KONSISTENT KITTLE

Kittle's 2,945 rec. yds. in his first 3 NFL seasons are the most by a TE through their first 3 seasons in NFL history.

His 4,489 rec. yds. in his first 5 NFL seasons are the 3rd-most by a TE through their first 5 seasons in NFL history (Jimmy Graham - 4,752; Kellen Winslow Sr. - 4,513).

MOST REC. YDS. IN FIRST 3 SEASONS BY A TE, NFL HISTORY

	<u>Player</u>	<u>Yds.</u>
1.	George Kittle	2,945
2.	Mike Ditka	2,774
3.	Rob Gronkowski	2,663
4.	Jimmy Graham	2,648

KITTLE GETS 1,000

Kittle registered 1,020 yds. in 2023, giving him his 4th career 1,000 yd. season, which is the 3rd-most in franchise history.

MOST 1,000-YD. SEASONS, FRANCHISE HISTORY

	<u>Player</u>	<u>Seasons</u>
1.	Jerry Rice	12
2.	Terrell Owens	5
3.	George Kittle	3
4t.	Brandon Aiyuk	2
	Anquan Boldin	2
	John Taylor	2

STONE COLD KITTLE

CAREER NUGGETS

- Kittle's 7,353 career rec. yds. are the most by a 49ers TE in franchise history.
- Has 3 career games with 13-or-more recpts., tied for the 3rd-most in NFL history among TEs (Zach Ertz - 4; Jason Witten - 4; Kellen Winslow Sr. - 3).
- Had 4 games with 2-or-more rec. TDs in 2022, including 2 consecutive [at Arz. (11/21/22), vs. Sea. (12/15/22), vs. Was. (12/24/22) and vs. Arz. (1/8/23)]. Kittle became the first 49ers TE since at least 1970 to register 2-or-more rec. TDs in back-to-back games and the first member of the 49ers since 2002 [WR Terrell Owens (Weeks 11-12)] to do so. Also registered 4-consecutive games with 1-or-more TD receipts. for the first time in his career [1 at LV (1/1/23)].
- Is 1 of 4 TEs in NFL history to register 500-or-more rec. yds. in each of the first 7 seasons of his career (TE Rob Gronkowski, NE; TE Keith Jackson, Mia.; HOF TE Ozzie Newsome, Cle.).
- Kittle is the 5th TE in NFL history to register 6,000-or-more rec. yds. in the first 7 seasons of his career.
- Kittle's 515 rec. yds. in 2017 ranked 2nd in the NFL among rookie TEs (Evan Engram, NYG - 722 yds.) and also were the 8th-most in a single season by a 49ers rookie and the most by a 49ers rookie TE since the merger in 1970.

MOST REC. YDS. BY A TE, FRANCHISE HISTORY

Player	Rec. Yds.
1. George Kittle	7,353
2. Vernon Davis	5,640
3. Brent Jones	5,195
4. Monty Stickels	2,993
5. Ted Kwalick	2,555



SET THE RECORD STRAIGHT

Kittle finished the 2018 season with 88 recpts. for 1,377 yds. (15.6 avg.), both team highs. His 1,377 yds. were the most in a single season by a TE in NFL history at the time and ranked 8th among all players that year, while his 88 recpts. ranked 3rd in the NFL among TEs (Zach Ertz, Phi. - 116; Travis Kelce, KC - 103). His recpt. total was also the most in a single season by a 49ers TE.

MOST REC. YDS. BY A TE IN A SINGLE SEASON, NFL HISTORY

Player	Year	Recepts.	Yds.	Avg.	TDs
1. Travis Kelce, KC	2020	105	1,416	13.5	11
2. George Kittle, SF	2018	88	1,377	15.6	5
3. Mark Andrews, Bal.	2021	107	1,361	12.7	9
4. Travis Kelce, KC	2022	110	1,338	12.2	12
5. Travis Kelce, KC	2018	103	1,336	13.0	10

A DAY TO REMEMBER

Kittle finished with 7 recpts. for a career-high 210 yds. and 1 TD vs. Den. (12/9/18). His 210 rec. yds. were the most in a single game by a TE in franchise history, the 8th-most among all players and the 3rd-most by a TE in a single-game in the NFL since 1960. According to the Elias Sports Bureau, his 210 rec. yds. in the 1st half were the most in the 1st half of an NFL game since Seattle Seahawks WR Steve Largent registered 224 rec. yds. in the 1st half at Det. (10/18/87).

MOST REC. YDS. BY A TE IN A SINGLE GAME, SINCE 1960

Player	Date	Opp.	Recepts.	Yds.	TDs
1. Shannon Sharpe, Den.	10/20/02	at KC	12	214	2
2. Jackie Smith, StL Cardinals	10/13/63	vs. Pit.	9	212	2
3. George Kittle, SF	12/9/18	vs. Den.	7	210	1
4t. Rich Caster, NYJ	9/24/72	at Bal. Colts	6	204	3
Pete Retzlaff, Phi.	11/14/65	vs. Was.	7	204	0

GEORGE KITTLE

WHAT'S MY LINE

In 2024, Kittle registered 76 recpts. for 1,079 yds. (14.2 avg.) and 8 TDs.

FIRST 100

Kittle's 6,390 rec. yds. surpass HOF TE Kellen Winslow for the third-most rec. yds. by a TE in his first 100 career games in NFL history.

MOST REC. YDS. BY A TE IN HIS FIRST 100 CAREER GAMES, NFL HISTORY

Player	Rec. Yds.
1. Rob Gronkowski, NE	7,112
2. Travis Kelce, KC	6,762
3. George Kittle, SF	6,390
4. T.J. Kellen Winslow, SD	6,330
5. Jimmy Graham, NO	6,063

AIR AIYUK

B.A. ALL DAY

- A 2023 AP Second-Team All-Pro, WR Brandon Aiyuk finished the 2023 season with 75 receipts. for a career-high 1,342 yds. (17.9 avg.) and 7 TDs. His 17.9 yds. per receipt. ranked 2nd in the NFL, while his 1,342 rec. yds. ranked 7th.

HIGHEST YDS. PER RECEPT. IN THE NFL, 2023

Player	Yd/Rec
1. WR George Pickens, Pit.	18.1
2. WR Brandon Aiyuk, SF	17.9
3. WR Amari Cooper, Cle.	17.4
4. WR DK Metcalf, Sea.	16.9
5. WR Gabe Davis, Buf.	16.6

BACK-TO-BACK

- After registering 1,015 rec. yds. in 2022 and 1,342 rec. yds. in 2023, Aiyuk became the 4th WR and 5th player in franchise history to register back-to-back seasons with 1,000-or-more rec. yds.
- Aiyuk also became the first 49ers WR to accomplish the feat since WR Anquan Boldin in the 2013-14 seasons.

49ERS PLAYERS TO REGISTER CONSECUTIVE SEASONS WITH 1,000-OR-MORE REC. YDS., FRANCHISE HISTORY

Player	Seasons
WR Brandon Aiyuk	2022-23
WR Jerry Rice	1986-96
WR Terrell Owens	2000-03
WR Anquan Boldin	2013-14
TE George Kittle	2018-19

MOST REC. YDS. IN THE NFL, 2023

Player	Yds
1. WR Tyreek Hill, Mia.	1,799
2. WR CeeDee Lamb, Dal.	1,749
3. WR Amon-Ra St. Brown, Det.	1,515
4. WR Puka Nacua, LAR	1,486
5. WR A.J. Brown, Phi.	1,456
6. WR DJ Moore, Chi.	1,364
7. WR Brandon Aiyuk, SF	1,342
8. WR Nico Collins, Hou.	1,297
9. WR Mike Evans, TB	1,255
10. WR Amari Cooper, Cle.	1,250

11=100

- In 2023, Aiyuk registered 7 games with 100-or-more rec. yds., which was tied for the 4th-most in the NFL.

MOST GAMES WITH 100-OR-MORE REC. YDS. IN THE NFL, 2023

Player	Games
1. WR Amon-Ra St. Brown, Det.	9
2t. WR Tyreek Hill, Mia.	8
WR CeeDee Lamb, Dal.	8
4t. WR Brandon Aiyuk, SF	7
WR A.J. Brown, Phi.	7
WR Puka Nacua, LAR	7

- His 7 games with 100-or-more rec. yds. are tied for the 3rd-most such games in a single season in franchise history.



BRANDON AIYUK

WHAT'S MY LINE

In 2024, Aiyuk registered 25 receipts. for 374 yds. (15.0 avg.).

KING CHRISTIAN

QUITE A 2023 FOR 23

- In 2023, RB Christian McCaffrey claimed the NFL's rushing title after registering 1,459 yds. on 272 carries, the most rushing yds. by a 49ers RB since RB Frank Gore in 2012. McCaffrey also led the NFL in yds. from scrimmage and finished tied for the most total TDs.

MOST YDS. FROM SCRIMMAGE IN THE NFL, 2023

Player	Yds.
1. RB Christian McCaffrey, SF	2,023
2. WR CeeDee Lamb, Dal.	1,862
3. WR Tyreek Hill, Mia.	1,814
4. RB Breece Hall, NYJ	1,585
5. WR Puka Nacua, LAR	1,575

MOST TOTAL TDs IN THE NFL, 2023

Player	TDs
1t. RB Christian McCaffrey, SF	21
RB Raheem Mostert, Mia.	21
3t. QB Josh Allen, Buf.	15
QB Jalen Hurts, Phi.	15
RB Kyren Williams, LAR	15

- 14 of McCaffrey's 21 total TDs came on the ground, which are the most rushing TDs in a season by a 49ers player, while his 1,459 rushing yds. are the 4th-most in a season in franchise history.

MOST RUSHING TDs IN A SEASON, FRANCHISE HISTORY

Player	Rush TDs
1. RB Christian McCaffrey (2023)	14
2t. RB Frank Gore (2009)	10
QB Billy Kilmer (1961)	10
RB Derek Loville (1995)	10
RB Joe Perry (1953)	10
RB J.D. Smith	10
RB Ricky Watters	10

MOST RUSHING YDS. IN A SEASON, FRANCHISE HISTORY

Player	Rush Yds.
1. RB Frank Gore (2006)	1,695
2. RB Garrison Hearst (1998)	1,570
3. RB Roger Craig (1988)	1,502
4. RB Christian McCaffrey (2023)	1,459
5. RB Wendell Tyler (1984)	1,262

DUAL THREAT

- McCaffrey registered a league-high 4 games with 1-or-more rushing TD and 1-or-more rec. TD in 2023, giving him 15 such games in his career. His 15 career games with 1-or-more rushing TD and 1-or-more rec. TD are tied for the most in NFL history.

MOST GAMES WITH 1+ RUSH TD AND 1+ REC. TD, NFL HISTORY

Player	Games
1t. RB Christian McCaffrey, Car./SF	15
RB Marshall Faulk, StL	15
3t. RB Lenny Moore, Bal.	12
RB Brian Westbrook, Phi.	12
5. RB Alvin Kamara, NO	11

KEEP IT 100

- McCaffrey led the NFL in 2023 with 7 games with 100-or-more rushing yds., giving him 22 career games with 100-or-more rushing yds. His 22 games with 100-or-more rushing yds. are the fourth-most among active NFL RBs.

MOST GAMES WITH 100-OR-MORE RUSHING YDS., ACTIVE NFL RBs

Player	Games
1. RB Derrick Henry, Ten.	38
2t. RB Nick Chubb, Cle.	30
RB Ezekiel Elliott, Dal./NE	30
4. RB Christian McCaffrey, Car./SF	22
5. RB Dalvin Cook, Min./NYJ	21

CMC RUNS INTO HISTORY

- From Week 13 of 2022 vs. Mia. (12/4/22) to Week 8 of 2023 vs. Cin. (10/29/23), McCaffrey scored 1-or-more TDs in 17 consecutive games (postseason included). His 17-consecutive games with 1-or-more TDs is tied for the longest streak in NFL history.

MOST CONSECUTIVE GAMES WITH A TD (POSTSEASON INCLUDED), NFL HISTORY

Player	Games
1t. RB Christian McCaffrey, SF	17
RB Lenny Moore, Bal.	17
3t. RB John Riggins, Was.	15
RB O.J. Simpson	15
5. RB Emmitt Smith, Dal.	14



CHRISTIAN MCCAFFREY

WHAT'S MY LINE

In 2024, McCaffrey registered 50 rushes for 202 yards (4.0 avg.) to go along with 15 receipts. for 146 yds.

WHAT CAN'T CHRISTIAN DO?

CAREER NUGGETS

- In his first 30 games as a member of the 49ers (postseason included), McCaffrey scored 34 total TDs, which is tied for the 2nd-most total TDs by a player through their first 30 games with a team in NFL history, according to the Elias Sports Bureau.

- Through McCaffrey's first 7 seasons (2017-2023), he has registered the most receipts. by a RB through a players first 7 seasons in NFL history (509 receipts.). McCaffrey also holds the NFL record for most career games (11) with 10-or-more receipts. by a RB.

- McCaffrey registered 7 total TDs against the Arizona Cardinals in 2023 [4 total TDs vs. Arz. (10/1/23); 3 total TDs at Arz. (12/17/23)]. His 7 total TDs against the Cardinals are tied for the most TDs against a team in a single season in the Super Bowl Era.

- In 2023, McCaffrey scored 21 total TDs, which was tied for the most in the NFL (RB Raheem Mostert, Mia. - 21) and was the 2nd-most total TDs scored by a 49ers player in a single season in franchise history.

- McCaffrey has registered 52 rushing TDs and 29 rec. TDs in his career, making him 1 of 3 players in NFL history to register 50-or-more rushing TDs and 25-or-more rec. TDs [HOF RB Marshall Faulk, StL (100 rushing TDs, 36 rec. TDs); HOF RB Lenny Moore, Bal. (63 rushing TDs, 48 rec. TDs)].

- In 2023, McCaffrey scored 1-or-more TDs in Weeks 1-8, making him the first player to score 1-or-more TDs in each of the first 8 weeks of a season since RB Todd Gurly did so as a member of the Los Angeles Rams in 2018.

- McCaffrey is 1 of 3 players in NFL history to record 2,000-or-more yds. from scrimmage in a season for two different teams (HOF RB Eric Dickerson, LAR/Ind.; HOF RB Marshall Faulk, StL/Ind.).

- McCaffrey is 1 of 3 players to register 1,000-or-more rushing yds. and 100-or-more receipts. in a single season. He has accomplished the feat twice [2018 (1,098 rushing yds. & 107 receipts.) & 2019 (1,387 rushing yds. and 116 receipts.)]. His 116 receipts. in 2019 are the most by an RB in NFL history. He is the only RB in NFL history to produce multiple seasons with 100-or-more receipts.

- McCaffrey is the only RB in NFL history to register 4 seasons with 5-or-more TD receipts. (2017-2018, 2022-2023).

- McCaffrey reeled in 1-or-more receipts. in each of his first 57 games in the NFL, tied for the longest stretch by a RB in NFL history.

- In just 57 games, McCaffrey became the fastest player in NFL history to total 3,000 career rushing yds. and 3,000 career rec. yds.

MOST TOTAL TDs BY A PLAYER IN THEIR FIRST 30 GAMES WITH A TEAM, NFL HISTORY

Player	TDs
1. RB Gale Sayers, Chi.	36
2t. RB Christian McCaffrey, SF	34
RB Priest Holmes, KC	34
RB Marcus Allen, LA Raiders	34
5. RB Steve Van Buren, Phi.	33

MOST TDs SCORED AGAINST AN OPPONENT IN A SINGLE SEASON, SUPER BOWL ERA

Player	Year	Opp.	TDs
Christian McCaffrey, SF	2023	Arz.	7
Jamaal Charles, KC	2013	Oak.	7
LaDainian Tomlinson, SD	2006	Den.	7
Marshall Faulk, StL	2000	SF	7
Lydell Mitchell, Bal.	1975	Buf.	7

MOST TOTAL TDs IN A SEASON, FRANCHISE HISTORY

Player	TDs
1. WR Jerry Rice (1987)	23
2. RB Christian McCaffrey (2023)	21
3. WR Jerry Rice (1989 & 1995)	17
4t. WR Terrell Owens (2021)	16
WR Jerry Rice (1986 & 1993)	16

RBS WITH 100-OR-MORE RECEPTS. IN A SINGLE SEASON, NFL HISTORY

Player	Year	Receipts.
Christian McCaffrey, Car.	2019	116
Christian McCaffrey, Car.	2018	107
Austin Ekeler, LAC	2022	107
Matt Forte, Chi.	2014	102
Larry Centers, Arz.	1995	101
LaDainian Tomlinson, SD	2003	100



CHRISTIAN MCCAFFREY

A DAY TO REMEMBER

- With a 34-yd. TD pass, a 9-yd. TD receipt. and a 1-yd. TD run at LAR (10/9/22), McCaffrey became the 4th player to register at least 1 passing TD, 1 rushing TD and 1 rec. TD in the same game in the NFL since 1970 [HOF RB LaDainian Tomlinson, former NE WR David Patten & HOF RB Walter Payton]. He went on to win NFC Player of the Week (Week 8 of 2022).

RUSH KING

McCaffrey's 1,459 rushing yds. led all NFL RBs in 2023. He became the first player since 1995 and only the 4th since 1970 to lead the NFL in rushing after every week of an entire season (HOF RB Emmitt Smith - 1995; HOF RB Walter Payton - 1977; HOF RB O.J. Simpson - 1973 & 1975).

MOST RUSHING YDS. IN THE NFL, 2023

Player	Rush Yds.
1. Christian McCaffrey, SF	1,459
2. Derrick Henry, Ten.	1,167
3. Kyren Williams, LAR	1,144
4. James Cook, Buf.	1,122
5. D'Andre Swift, Phi.	1,049

WE'LL TAKE THAT

- Over the last three seasons (2022-24), the 49ers defense has registered 75 takeaways, which is tied for the 6th-most in the NFL during that span (Buf. - 89; Pit. - 83; Dal. - 81; Min. - 80; Hou. - 79; Cin. - 75; Chi. - 75).

MOST TAKEAWAYS IN THE NFL, 2022-24

Team	Takeaways
1. Buffalo Bills	89
2. Pittsburgh Steelers	83
3. Dallas Cowboys	81
4. Minnesota Vikings	80
5. Houston Texans	79
6t. San Francisco 49ers	75
Chicago Bears	75
Cincinnati Bengals	75



SECURE THE PACKAGE

- Over the last three seasons (2022-24), the 49ers defense has registered 53 interceptions, which is tied for the most in the NFL during that span (Pit. - 53).

MOST INTS IN THE NFL, 2022-24

Team	INTs
1t. San Francisco 49ers	53
Pittsburgh Steelers	53
3. Buffalo Bills	51
4. Minnesota Vikings	50
5. Houston Texans	49

TEST YOUR RATING

- Since 2022, the 49ers defense has held opposing QBs to an average passer rating of 84.4, which is the 3rd-lowest average opponent QB passer rating in the NFL during that span (NYJ - 81.8; NO - 82.8).

LOWEST OPPONENT QB PASSER RATING IN THE NFL, 2022-24

Team	PsrRtg
1. New York Jets	81.8
2. New Orleans Saints	82.8
3. San Francisco 49ers	84.4
4. Baltimore Ravens	84.7
5. Houston Texans	85.6

RUN DOWN

- Over the last four seasons (2021-24), the 49ers defense has held its opponents to 98.9 rushing yds. per game, which is the 2nd-fewest opponent rushing yds. per game in the NFL during that span (Bal. - 91.5).

FEWEST RUSHING YDS. ALLOWED PER GAME IN THE NFL, 2021-24

Team	YPG
1. Baltimore Ravens	91.5
2. San Francisco 49ers	98.9
3. Tennessee Titans	100.8
4. Tampa Bay Buccaneers	101.6
5. Miami Dolphins	103.4

USE THE FORCE

- Over the last six seasons (2019-24), the 49ers defense has forced 97 fumbles, which is tied for the 3rd-most forced fumbles in the NFL during that span (Pit. - 103; TB - 98; Dal. - 97).

MOST DEFENSIVE FFS IN THE NFL, 2019-24

Team	FFs
1. Pittsburgh Steelers	103
2. Tampa Bay Buccaneers	98
3t. San Francisco 49ers	97
Dallas Cowboys	97
5t. Indianapolis Colts	95
Philadelphia Eagles	95

HOLD THE LINE

- Over the last three seasons (2022-24), the 49ers defense has allowed opponents to earn 931 first downs, which is the 2nd-fewest in the NFL over that span (Cle. - 885).

FIRST DOWNS ALLOWED IN THE NFL, 2022-24

Team	1st Downs
1. Cleveland Browns	885
2. San Francisco 49ers	931
3. Pittsburgh Steelers	949
4. New York Jets	955
5. Baltimore Ravens	959



FEEL FOR FIRST

- Over the last four seasons (2021-24), the 49ers defense has held its opponents to 4.0 yds. per rush on first down, which is tied for the 4th-fewest in the NFL during that span (Mia. - 3.9; NYJ - 3.9; Ten. - 3.9; Was. - 4.0).

FEWEST RUSHING YDS. ALLOWED ON FIRST DOWN IN THE NFL, 2021-24

Team	Avg.
1t. Miami Dolphins	3.9
New York Jets	3.9
Tennessee Titans	3.9
4t. San Francisco 49ers	4.0
Washington Commanders	4.0

SACK PARTY

- Over the last four seasons (2021-24), the 49ers defense has registered 177 total sacks, which is tied for the 9th-most sacks in the NFL during that span (Bal. - 196; Dal. - 193; TB - 186; Phi. - 183; KC - 182; Pit. - 182; Min. - 181; Mia. - 179; Den. - 177).

MOST SACKS IN THE NFL, 2021-24

Team	Sacks
1. Baltimore Ravens	196
2. Dallas Cowboys	193
3. Tampa Bay Buccaneers	186
4. Philadelphia Eagles	183
5t. Kansas City Chiefs	182
Pittsburgh Steelers	182
7. Minnesota Vikings	181
8. Miami Dolphins	179
9t. San Francisco 49ers	177
Denver Broncos	177

NOT IN OUR HOUSE

- Over the last six seasons (2019-24), the 49ers defense has held its opponents to 168 red zone touchdowns, which is the 7th-fewest in the NFL during that span (Bal. - 149; Den. - 149; NE - 158; NO - 158; Pit. - 160; LAR - 167).
- The 49ers have allowed opponents to reach the red zone 283 times since 2019, which is the fewest opponent red zone drives in the NFL during that span.

FEWEST RED ZONE TDS ALLOWED IN THE NFL, 2019-24

Team	RdZnTDs
1t. Baltimore Ravens	149
Denver Broncos	149
3t. New England Patriots	158
New Orleans Saints	158
5. Pittsburgh Steelers	160
6. Los Angeles Rams	167
7. San Francisco 49ers	168

DEFENSIVE QUICK HITS

- Over the last six seasons (2019-24), San Francisco's defense has held its opponents to 304.8 yds. per game, ranking 1st in the NFL during that span.

FEWEST NET YDS. PER GAME ALLOWED IN THE NFL, 2019-24

Team	YPG
1. San Francisco 49ers	304.8
2. Buffalo Bills	315.0
3. New England Patriots	317.9
4. Baltimore Ravens	324.1
5. Philadelphia Eagles	326.2



- Since the beginning of the 2019 season, 49ers opponents are averaging 202.5 net passing yds. per game, which is the fewest allowed in the NFL during that span.

FEWEST NET PASSING YDS. PER GAME ALLOWED IN THE NFL, 2019-24

Team	YPG
1. San Francisco 49ers	202.5
2t. Buffalo Bills	204.4
New England Patriots	204.4
4. Cleveland Browns	206.2
5t. Carolina Panthers	213.9
Pittsburgh Steelers	213.9

- Since 2019, the 49ers have registered 475 TFLs, which is the 9th-most in the NFL during that span (Buf. - 533; Pit. - 522; TB - 520; NYJ - 509; Arz. - 505; Cle. - 505; Hou. - 504; Phi. - 493).
- Over the last three seasons (2022-24), the 49ers have registered 781 yds. on interception returns, the most in the NFL.
- In 2024, the 49ers defense held its opponents to 50 plays of 20-or-more yds., the 2nd-fewest in the NFL (Phi. - 41).
- The 49ers defense held its opponents to 39 completions of 20-or-more yds. in 2024, the 2nd-fewest in the NFL (Phi. - 35).
- San Francisco's defense held its opponents to 3.96 yds. on second down in 2024, which was tied for the 3rd-fewest in the NFL (Bal. - 3.53; Hou. - 3.61; GB - 3.96).



YOU'VE BEEN WARNER-ED

YOU'VE GOT A FRED IN ME

- In 2023, Warner tallied 132 tackles, career-highs in PDs (11) and INTs (4), 2.5 sacks and 4 FFs.
- Warner's 4 INTs in 2023 are tied for the most INTs by a non-DB in franchise history.
- Warner racked up a career-high 137 tackles (7 TFLs), 4 PDs, a career-high 3 FRs, 1 FF and 0.5 sack in 2021 after leading the team in the same category with 125 tackles in 2020. Warner has led the team in tackles in each of his first six seasons with the 49ers.
- Warner is 1 of 2 players in the NFL to register 115-or-more tackles in a single season from 2018-23 (Bobby Wagner, Sea./LAR).
- In 2023, Warner was the only player in the NFL to register 130-or-more tackles, 2.0-or-more sacks, 4-or-more INTs, 10-or-more PDs and 4-or-more FFs.

49ERS TACKLE LEADERS, 2023

	Player	Tackles
1.	Fred Warner	132
2.	Dre Greenlaw	120
3.	Deommodore Lenoir	84
4.	Charvarius Ward	72
5.	Tashaun Gipson Sr.	60

MOST INTS IN A SEASON BY A NON-DB, FRANCHISE HISTORY

	Player	INTs
1t.	LB Fred Warner (2023)	4
	LB Jim Fanning (1986)	4
	LB Keena Turner (1984)	4
	LB Frank Nunley (1974)	4
5t.	Seven Players	3

PLAYERS WITH 130-OR-MORE TACKLES, 10-OR-MORE PDS, 2.0-OR-MORE SACKS, 4-OR-MORE INTS & 4-OR-MORE FFs, 2023

Player	Tackles	PDs	Sacks	INTs	FFs
Fred Warner, SF	132	11	2.5	4	4

- In San Francisco's Week 10 game of 2019 vs. Sea. (11/11/19), Warner registered 10 tackles, a career-high 2.0 sacks, 1 FF and 1 PD. His 2.0 sacks were the first of his career, as he became the first 49ers MLB to register 2.0-or-more sacks in a game since LB NaVorro Bowman had 2.0 sacks at StL (9/26/13).
- He became the first player in the NFL to register at least 10 tackles, 2.0 sacks and 1 FF in a game since Chicago Bears DL Akiem Hicks tallied 10 tackles, 2.0 sacks and 1 FF vs. SF (12/4/16).
- Warner intercepted Rams QB Jared Goff and returned the pass 46 yds. for a TD vs. LAR (12/21/19), marking the first INT and TD of his career.
- Warner finished the 2019 season as 1 of 3 LBs in the NFL with at least 90 tackles (118), 4 PDs (9), 3.0 sacks (3.0), 2 FFs (3) and 1 INT (1).
- In Weeks 10-13 of 2019, Warner registered 44 tackles, 4 TFLs, 3.0 sacks, 3 PDs and 2 FFs. His 44 tackles were tied for the most in the NFL over that span, as he was winner of NFC Defensive Player of the Week in Week 12. Warner was the only player in the NFL to register 40-or-more tackles and 3.0-plus sacks over that span. He was named NFC Defensive Player of the Month (November).

QUICK HITS

- Warner was selected by the 49ers in the 3rd round (70th overall) of the 2018 NFL Draft out of Brigham Young University. He has started all 114 games throughout his career.
- In 114 career games, Warner has recorded 888 total tackles, which is the second-most tackles by a 49ers player in franchise history.
- With 10-or-more tackles in each of the first 4 games of his career, Warner became the first rookie since 2000 to begin his career with 4 consecutive games of at least 10 tackles.

MOST TACKLES, FRANCHISE HISTORY

	Player	Tackles
1.	LB Patrick Willis	950
2.	LB Fred Warner	888
3.	LB Derek Smith	703
4.	LB Ken Norton	695
5.	LB NaVorro Bowman	675



FRED WARNER WHAT'S MY LINE

In 2024, Warner registered 123 tackles, 7 PDs, 4 FFs, 1.0 sack and 2 INTs with one returned for a touchdown.

NO FLY ZONE

In the last three seasons (2022-24), Warner's 28 PDs are the most by a LB in the NFL.

MOST PDS BY A LB IN THE NFL, 2022-24

	Player	PDs
1.	Fred Warner, SF	28
2t.	Khalil Mack, LAC	21
	Tremaine Edmunds, Buf./Chi.	21
4t.	Jordan Hicks, Cle	19
	Devin Lloyd, Jax.	19
	Germaine Pratt, Cin.	19

BEWARE OF BOSA

THE TECHNICIAN

- Bosa has 8.0 sacks in the 9 post-season games of his career. His 8.0 sacks are the most in postseason franchise history and he is 1 of 5 players in franchise history with multiple postseason games with 2.0-or-more sacks (Dwaine Board, Ahmad Brooks, Fred Dean & Tim Harris).
- In Weeks 7-13 (Week 9 Bye) of 2022, Bosa [1.0 vs KC (10/23/22), 1.5 at LAR (10/30/22), 1.0 vs. LAC (11/13/22), 1.0 vs. NO (11/27/22) & 3.0 vs. Mia. (12/4/22)] became 1 of 3 members of the 49ers to record 2 streaks of 4-or-more games with 1.0-or-more sacks in the same season since sacks became an official statistic in 1982. The performance helped him win NFC Defensive Player of the Month for November.
- In 2022, Bosa became the first member of the 49ers to register 1.0-or-more sacks in each of the first 4 weeks of a season [1.0 at Chi. (9/11/22), 2.0 vs. Sea. (9/18/22), 1.0 at Den. (9/25/22) & 2.0 vs. LAR (10/3/22)].
- Bosa's 35 QB hits in 2023 were the 2nd-most in the NFL, while his 16 TFLs led the team.
- Bosa's 18.5 sacks in 2022 were the most in a single season by a member of the 49ers since LB Aldon Smith had 19.5 sacks in 2012 and are tied for the 2nd-most by a member of the 49ers in a single season [LB Aldon Smith - 19.5 (2012); DL Fred Dean - 17.5 (1983)]. Bosa (15.5 sacks in 2021) is 1 of 3 players to register 15.0-or-more sacks in consecutive seasons before turning the age of 26, since 1982 [DL Richard Dent, Chi. & LB Andre Tippett, NE (1984-85)].
- Bosa registered 1.0-or-more sacks in 10 of his first 11 games in 2022. He became the 4th player since 1982 to record 1.0-or-more sacks in 13-or-more games of a season [(LB DeMarcus Ware, Dal. - 2008 (14 games), LB Justin Houston, KC - 2014 (13) & DL Chandler Jones, NE - 2017 (13))].

MOST CAREER SACKS BY A MEMBER OF THE 49ERS IN THE POSTSEASON, SINCE 1982

	Player	Games	Sacks
1.	Nick Bosa	9	10.0
2.	Charles Haley	12	7.5
3.	Arik Armstead	9	7.0
4t.	Dwaine Board	7	6.5
	Ahmad Brooks	8	6.5
	Tim Harris	6	6.5

MOST QB HITS IN THE NFL AMONG ALL PLAYERS, 2023

	Player	QB Hits
1.	T.J. Watt, Pit.	36
2.	Nick Bosa, SF	35
3t.	Four Players	33

MOST CAREER SACKS BY A MEMBER OF THE 49ERS IN A SINGLE SEASON, SINCE 1982

	Player	Season	Sacks
1.	Aldon Smith	2012	19.5
2.	Nick Bosa	2022	18.5
3.	Fred Dean	1983	17.5
4.	Tim Harris	1992	17.0
5.	Charles Haley	1990	16.0
6.	Nick Bosa	2021	15.5

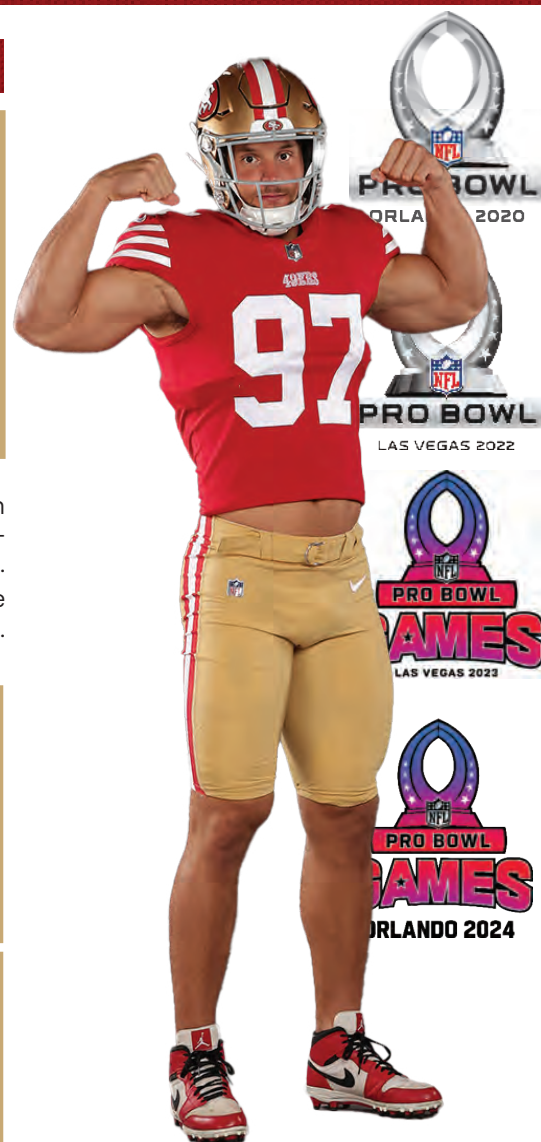
QUICK HITS

- With 9.0 sacks on the 2019 season, Bosa finished with the 4th-most by a 49ers rookie since 1982.

MOST SACKS IN A SINGLE SEASON BY A 49ERS ROOKIE, SINCE 1982

	Player	Year	Sacks
1.	LB Aldon Smith	2011	14.0
2.	LB Charles Haley	1986	12.0
3.	DT Dana Stubblefield	1993	10.5
4.	DL Nick Bosa	2019	9.0

- Registered his first career FF, FR and multi-sack game vs. Cle. (10/7/19). Bosa became the only 49ers player to register 2.0 sacks, 1 FF and 1 FR in a single-game in the previous 25 years and the first 49ers rookie with at least 2.0 sacks in a game since DL DeForest Buckner at Buf. (10/16/16).



NICK BOSA

WHAT'S MY LINE

In 2024, Bosa registered 52 tackles, 9.0 sacks, 1 PD, 1 INT, 1 FF and 1 FR.

SACK MASTER

Bosa's 62.5 career sacks are the third-most sacks in 49ers franchise history.

MOST CAREER SACKS, FRANCHISE HISTORY

	Player	Sacks
1.	DL Bryant Young	89.5
2.	DL Charles Haley	66.5
3.	DL Nick Bosa	62.5
4.	LB Ahmad Brooks	51.5
5.	DL Dana Stubblefield	46.5

2025 SAN FRANCISCO 49ERS COACHING STAFF



Kyle Shanahan
Head Coach



Brant Boyer
Special Teams Coordinator



Brian Fleury
Run Game Coordinator/
Tight Ends



Klay Kubiak
Offensive Coordinator



Robert Saleh
Defensive Coordinator



Gus Bradley
Assistant Head Coach
Defense



Chris Foerster
Assistant Head Coach/
Offensive Line



Colt Anderson
Assistant Special Teams



Ronald Blair III
Special Teams Quality
Control



Cameron Brown
Defensive Quality Control



Ray Brown
Defensive Backs/
Cornerbacks



Daniel Bullocks
Defensive Passing Game
Specialist/Defensive Backs



Cameron Clemmons
Assistant Offensive Line



Joe Graves
Offensive Assistant/
Quarterbacks



Leonard Hankerson
Wide Receivers/
Passing Game Specialist



Andrew Hayes-Stoker
Offensive Assistant/
Wide Receivers




Johnny Holland
Linebackers



Kris Kocurek
Defensive Line




Mick Lombardi
Quarterbacks



Jake Lynch
Defensive Quality Control



Miguel Reveles
Offensive Assistant



Deuce Schwartz
Offensive Quality Control



Greg Scruggs
Assistant Defensive Line



Robert Turner Jr.
Running Backs



Jacob Webster
Offensive Quality Control



K.J. Wright
Defensive Quality Control



Patrick Hagedorn
Chief of Staff, Football



Max Molz
Coaching Operations
Assistant

2025 SAN FRANCISCO 49ERS UNOFFICIAL DEPTH CHART

Compiled by the 49ers Football Communications staff

AS OF AUGUST 19, 2025

OFFENSE

WR	15	Jauan Jennings	19	Jacob Cowing	83	Terique Owens	7	Malik Turner
LT	71	Trent Williams	84	Russell Gage Jr.				
LG	78	Ben Bartch	74	Spencer Burford	76	Isaiah Prince		
C	64	Jake Brendel	63	Nick Zakelj	75	Connor Colby		
RG	77	Dominick Puni	61	Matt Hennessy	66	Drake Nugent		
RT	68	Colton McKivitz	55	Drew Moss				
TE	85	George Kittle	62	Austen Pleasants	67	Isaac Alarcon		
			89	Luke Farrell	9	Brayden Willis		
WR	1	Ricky Pearsall	88	Jake Tonges				
			5	Demarcus Robinson	86	Junior Bergen	18	Isaiah Hodgins
RB	23	Christian McCaffrey	17	Jordan Watkins			3	Robbie Chosen
			31	Isaac Guerendo	29	Jordan James	20	Jeff Wilson Jr.
FB	44	Kyle Juszczyk			49	Corey Kiner	30	Ke'Shawn Vaughn
QB	13	Brock Purdy	10	Mac Jones	14	Carter Bradley	4	Nate Sudfeld

DEFENSE

LDE	98	Mykel Williams	47	Bryce Huff	96	Jonathan Garvin	67	Demone Harris
					76	Jaylon Allen	69	William Bradley-King
LDT	90	Kevin Givens	93	Kalia Davis	99	C.J. West	60	Bruce Hector
							67	Michael Dwumfour
RDT	92	Jordan Elliott	95	Alfred Collins	58	Evan Anderson	55	Sebastian Valdez
RDE	97	Nick Bosa	91	Sam Okuayinonu	51	Robert Beal Jr.	56	Trevis Gipson
							65	Shakel Brown
SAM	57	Luke Gifford	59	Curtis Robinson	50	Stone Blanton		
MIKE	54	Fred Warner	48	Tatum Bethune	46	Chazz Surratt		
WILL	53	Dee Winters	45	Nick Martin	41	Jalen Graham		
LCB	0	Renardo Green	35	Dallis Flowers	43	Fabian Moreau		
RCB	2	Deommodore Lenoir	28	Darrell Luter Jr.	49	Jakob Robinson		
NB	22	Tre Brown	20	Upton Stout	26	Chase Lucas		
FS	25	Jason Pinnock	36	Marques Sigle	40	Derrick Canteen	38	Jaylen Mahoney
SS	27	Ji'Ayir Brown	24	Richie Grant	33	Siran Neal		

SPECIAL TEAMS

P	7	Thomas Morstead						
K	4	Jake Moody						
H	7	Thomas Morstead						
KOR	31	Isaac Guerendo	86	Junior Bergen	35	Dallis Flowers		
PR	19	Jacob Cowing	86	Junior Bergen				
			17	Jordan Watkins				
LS	46	Jon Weeks						

Active/PUP List – WR Brandon Aiyuk, DL Yetur Gross-Matos, S Malik Mustapha

Active/NFI List – QB Kurtis Rourke

Injured Reserve List – OL Andre Dillard, DL Tarron Jackson, RB Patrick Taylor Jr., WR Trent Taylor, CB Tre Tomlinson

Underline – rookies

COACHING STAFF

Kyle Shanahan.....	Head Coach
Brant Boyer	Special Teams Coordinator
Brian Fleury.....	Run Game Coordinator/Tight Ends
Klay Kubiak	Offensive Coordinator
Robert Saleh	Defensive Coordinator
Gus Bradley.....	Assistant Head Coach Defense
Chris Foerster.....	Assistant Head Coach/Offensive Line
Colt Anderson.....	Assistant Special Teams
Ronald Blair III.....	Special Teams Quality Control
Cameron Brown	Defensive Quality Control
Ray Brown.....	Defensive Backs/Cornerbacks
Daniel Bullocks.....	Defensive Passing Game Specialist/
	Defensive Backs
Cameron Clemmons.....	Assistant Offensive Line
Joe Graves	Offensive Assistant/Quarterbacks
Leonard Hankerson	Wide Receivers/Passing Game Specialist
Andrew Hayes-Stoker.....	Offensive Assistant/Wide Receivers
Johnny Holland.....	Linebackers
Kris Kocurek.....	Defensive Line
Mick Lombardi	Quarterbacks
Jake Lynch	Defensive Quality Control
Miguel Reveles	Offensive Assistant
Deuce Schwartz	Offensive Quality Control
Greg Scruggs	Assistant Defensive Line
Robert Turner Jr.	Running Backs
Jacob Webster	Offensive Quality Control
K.J. Wright	Defensive Quality Control

PRONUNCIATION GUIDE

Brandon Aiyuk	EYE-yook	Malik Mustapha	MAL-ick
Ji'Ayir Brown	jye-YEAR	Sam Okuayinonu	oh-koo-WAH-new
Kalia Davis.....	kuh-LEE-uh	Dominick Puni	poo-knee
Yetur Gross-Matos	YEE-tore,	Marques Sigle.....	mar-KEECE,
	gross-MAH-tose		SEE-gull
Kyle Juszczyk	YOOZ-check	Mykel Williams.....	my-KELL
Corey Kiner	KAI-ner	Nick Zakelj.....	zuh-CAL
Deommodore Lenoir	dee-AH-mo-door,	The 49ers audio pronunciation guide can be found at: https://49ers.1rmg.com/pronunciation-guide/	
	luh-NOOR		
Darrell Luter Jr.....	duh-RELL		

2025 SAN FRANCISCO 49ERS NUMERICAL ROSTER

AS OF AUGUST 19, 2025

NO	PLAYER	POS	HT	WT	Age	EXP	COLLEGE	ACQUIRED
0	Rehardo Green	CB	6-0	186	24	2	Florida State	D-2 in '24
1	Ricky Pearsall	WR	6-1	189	24	2	Florida	D-1 in '24
2	Deonmodore Lenoir	DB	6-10	200	25	5	Oregon	D-5B in '21
3	Robbie Chosen	WR	6-3	185	32	9	Temple	FA in '25
4	Jake Moody	K	6-1	210	25	2	Michigan	D-3B in '23
4	Nate Sudfeld	QB	6-6	227	31	8	Indiana	FA in '25
5	Demarcus Robinson	WR	6-1	202	30	10	Florida	FA in '25
7	Thomas Morstead	P	6-4	225	39	17	Southern Methodist	FA in '25
7	Malik Turner	WR	6-2	202	29	6	Illinois	FA in '25
9	Brayden Willis	TE	6-4	240	25	3	Oklahoma	D-7A in '23
10	Mac Jones	QB	6-3	220	26	5	Alabama	FA in '25
13	Brock Purdy	QB	6-1	220	25	4	Iowa State	D-7 in '22
14	Carter Bradley	QB	6-3	213	25	1	South Alabama	FA in '25
15	Jauan Jennings	WR	6-3	212	28	5	Tennessee	D-7 in '20
17	Jordan Watkins	WR	6-3	196	23	5	Mississippi	D-4B in '25
18	Isaiah Hodgins	WR	6-3	200	26	2	Oregon State	FA in '25
19	Jacob Cowing	WR	6-6	171	24	2	Arizona	D-4C in '24
20	Upton Stout	CB	6-0	181	23	2	Western Kentucky	D-3B in '25
20	Jeff Wilson Jr.	RB	6-0	213	29	8	North Texas	FA in '25
22	Tre Brown	CB	6-10	185	27	5	Oklahoma	FA in '25
23	Christian McCaffrey	RB	6-1	210	29	9	Stanford	TR in '22 (Car.)
24	Richie Grant	S	6-0	200	29	5	Central Florida	FA in '25
25	Jason Pinnock	S	6-0	200	26	5	Pittsburgh	FA in '25
26	Chase Lucas	CB	6-11	184	28	4	Arizona State	FA in '24
27	Ji'Ayir Brown	S	6-11	202	25	3	Penn State	D-3A in '23
28	Darrell Luter Jr.	CB	6-0	190	25	3	South Alabama	D-5A in '23
29	Jordan James	CB	6-0	208	25	2	Oregon	D-5A in '25
30	Ke Shawn Vaughn	CB	6-10	214	28	2	Vanderbilt	FA in '24
31	Isaac Guerendo	CB	6-0	221	25	8	Louisville	D-4B in '24
33	Siran Neal	DB	6-0	206	31	4	Jacksonville State	FA in '25
35	Dallis Flowers	S	6-1	196	28	4	Pittsburg State	FA in '25
36	Marques Sigle	S	6-11	199	23	1	Kansas State	D-5B in '25
38	Jaylen Mahoney	S	6-11	200	24	1	Vanderbilt	FA in '24
40	Derrick Canteen	DB	6-10	193	24	2	Cincinnati	FA in '25
41	Jalen Graham	LB	6-3	220	24	3	Purdue	D-7C in '23
43	Fabian Moreau	CB	6-0	204	31	9	UCLA	FA in '25
44	Kyle Juszczyk	LB	6-2	235	34	13	Harvard	FA in '17
45	Nick Martin	LB	6-11	221	22	1	Oklahoma State	D-3A in '25
46	Chazz Surratt	LB	6-2	233	28	5	North Carolina	FA in '25
46	Jon Weeks	LS	6-10	242	39	16	Baylor	FA in '25
47	Bryce Huff	DL	6-3	255	27	5	Memphis	TR in '25 (Phi.)
48	Tatum Bethune	DL	6-3	230	24	7	Florida State	D-7 in '24
49	Jakob Robinson	CB	6-10	181	24	2	Brigham Young	FA in '25
49	Corey Kiner	RB	6-9	209	23	2	Cincinnati	FA in '25
50	Stone Blanton	LB	6-4	227	22	2	Mississippi State	FA in '25
51	Robert Beal Jr.	DL	6-4	250	26	3	Georgia	D-5B in '23
53	Dee Winters	LB	6-11	227	24	3	Texas Christian	D-6 in '23
54	Fred Warner	LB	6-1	230	28	3	Brigham Young	D-3A in '18
55	Drew Moss	OL	6-3	303	22	2	Colorado State	FA in '25
55	Sebastian Valdez	DL	6-3	301	23	2	Washington	FA in '25
56	Trevis Gipson	DL	6-4	263	28	6	Tulsa	FA in '25
57	Luke Gifford	LB	6-3	243	29	7	Nebraska	FA in '25
58	Evan Anderson	DL	6-3	326	23	2	Florida Atlantic	FA in '24
59	Curtis Robinson	LB	6-3	235	27	4	Stanford	FA in '21
60	Bruce Hector	DL	6-2	296	30	3	South Florida	FA in '25
61	Matt Hennessy	OL	6-3	315	27	3	Temple	FA in '24
62	Austen Pleasants	OL	6-7	330	27	3	Ohio	FA in '24
63	Nick Zakelj	OL	6-6	316	26	4	Fordham	D-6A in '22
64	Jake Brendel	OL	6-4	299	32	8	UCLA	FA in '20
65	Shakel Brown	OL	6-3	295	26	2	Troy	FA in '25
66	Drake Nugent	OL	6-1	300	24	1	Michigan	FA in '24
67	Isaac Alarcon*	OL	6-7	320	27	1	Tecnológico de Monterrey	FA in '24
67	Demone Harris	DL	6-4	265	29	4	Buffalo	FA in '25
68	Colton McKivitz	OL	6-6	301	29	6	West Virginia	D-5 in '20
69	William Bradley-King	DL	6-4	265	27	2	Baylor	FA in '25
71	Trent Williams	T	6-5	320	31	16	Oklahoma	TR in '20 (Was.)
74	Spencer Burford	OL	6-4	300	25	4	Texas-San Antonio	D-4 in '22
75	Connor Colby	OL	6-3	309	22	4	Iowa	D-7B in '25
76	Jaylon Allen	DL	6-3	240	25	1	Memphis	FA in '25
76	Isaiah Prince	DL	6-3	305	28	3	Ohio State	FA in '25
77	Dominick Puni	OL	6-5	313	25	2	Kansas	D-3 in '24
78	Ben Bartch	OL	6-6	315	27	6	St. John's (MN)	FA in '23
83	Terique Owens	WR	6-3	200	25	1	Missouri State	FA in '24
84	Russell Gage Jr.	WR	6-10	184	29	7	Louisiana State	FA in '24
85	George Kittle	TE	6-4	250	31	9	Iowa	D-5A in '17
86	Junior Bergen	WR	6-0	184	22	9	Montana	D-7C in '25
88	Jake Tonges	TE	6-4	240	26	3	California	FA in '23
89	Luke Farrell	TE	6-6	250	27	3	Ohio State	FA in '25
90	Kevin Givens	DL	6-1	285	28	3	Penn State	FA in '19
91	Sam Okuyayinonu	DL	6-1	269	27	3	Maryland	FA in '23
92	Jordan Elliott	DL	6-4	303	27	6	Missouri	FA in '24
93	Kalia Davis	DL	6-2	310	26	4	Central Florida	D-6B in '22
95	Alfred Collins	DL	6-5	332	23	4	Texas	D-2 in '25
96	Jonathan Garvin	DL	6-4	257	26	4	Miami	FA in '24
97	Nick Bosa	DL	6-4	266	27	7	Ohio State	D-1 in '19
98	Mykel Williams	DL	6-5	267	21	1	Georgia	D-1 in '25
99	C.J. West	DL	6-1	316	23	1	Indiana	D-4A in '25

Injured Reserve List

32	Patrick Taylor Jr.	RB	6-2	217	27	6	Memphis	FA in '24
35	Tre Tomlinson	CB	6-9	177	24	3	Texas Christian	W in '25 (LAR)
56	Tarron Jackson	DL	6-9	254	27	3	Coastal Carolina	FA in '24
65	Andre Dillard	OL	6-5	315	29	7	Washington State	FA in '25
81	Trent Taylor	WR	5-8	180	31	8	Louisiana Tech	FA in '24

Active/Physically Unable to Perform List

6	Malik Mustapha	S	5-10	206	23	2	Wake Forest	D-4A in '24
11	Brandon Aiyuk	WR	6-0	200	27	6	Arizona State	D-1B in '20
94	Yetur Gross-Matos	DL	6-5	265	27	6	Penn State	FA in '24

Active/Non-Football Injury List

4	Kurtis Rourke	QB	6-4	220	24	R	Indiana	D-7A in '25
---	---------------	----	-----	-----	----	---	---------	-------------

* NFL's International Pathway Program

2025 SAN FRANCISCO 49ERS ALPHABETICAL ROSTER

AS OF AUGUST 19, 2025

NO	PLAYER	POS	HT	WT	Birthdate	EXP	COLLEGE	HOMETOWN
67	Alarcon, Isaac*	OL	6-7	320	7-27-98	1	Tecnologico de Monterrey	Monterrey, MX
76	Allen, Jaylon	DL	6-3	240	3-30-00	1	Memphis	Humble, TX
58	Anderson, Evan	OL	6-3	326	2-14-02	2	Florida Atlantic	Orlando, FL
78	Bartch, Ben	OL	6-6	315	7-22-98	6	St. John's (MN)	Salem, OR
51	Beal Jr., Robert	OL	6-4	250	8-18-99	3	Georgia	Duluth, GA
86	Bergen, Junior	WR	5-9	184	10-23-02	2	Montana	Billings, MT
48	Bethune, Tatum	LB	6-1	230	2-19-01	2	Florida State	Miami, FL
50	Blanton, Stone	LB	6-1	227	9-12-02	3	Mississippi State	Madison, MS
97	Bosa, Nick	DL	6-4	266	10-23-97	7	Ohio State	Fort Lauderdale, FL
14	Bradley, Carter	QB	6-3	213	3-9-00	1	South Alabama	Jacksonville, FL
69	Bradley-King, William	DL	6-4	265	12-22-97	2	Baylor	Kansas City, MO
64	Brendel, Jake	OL	6-4	299	9-10-92	3	UCLA	Plano, TX
27	Brown, Ji'Ayir	S	5-11	202	1-25-00	3	Penn State	Trenton, NJ
65	Brown, Shakel	DL	6-3	295	12-4-98	3	Troy	Tallahassee, FL
22	Brown, Tre	CB	5-10	185	9-24-97	5	Oklahoma	Tulsa, OK
74	Burford, Spencer	OL	6-4	300	7-19-00	4	Texas-San Antonio	San Antonio, TX
40	Canteen, Derrick	DB	5-10	193	4-2-01	9	Cincinnati	Evans, GA
3	Chosen, Robbie	WR	6-3	185	5-9-93	9	Temple	Plantation, FL
75	Colby, Connor	OL	6-5	309	1-16-03	9	Iowa	Cedar Rapids, IA
95	Collins, Alfred	DL	6-5	332	10-8-01	9	Texas	Cedar Creek, TX
19	Cowling, Jacob	WR	5-9	171	2-4-01	2	Arizona	Maricopa, AZ
93	Davis, Kalia	DL	6-2	310	10-2-98	4	Central Florida	Pensacola, FL
92	Elliott, Jordan	DL	6-4	303	11-23-97	6	Missouri	Houston, TX
89	Farrell, Luke	TE	6-5	250	10-14-97	5	Ohio State	Perry, OH
35	Flowers, Dallis	CB	6-1	196	6-4-97	4	Pittsburg State	Oak Park, IL
84	Gage Jr., Russell	WR	6-0	184	1-22-96	7	Louisiana State	Baton Rouge, LA
96	Garvin, Jonathan	DL	6-4	257	7-28-99	4	Miami	Lake Worth, FL
57	Gifford, Luke	LB	6-3	243	8-28-95	7	Nebraska	Lincoln, NE
56	Gipson, Trevis	DL	6-4	263	6-13-97	6	Tulsa	Cedar Hill, TX
90	Givens, Kevin	LB	6-1	285	3-1-97	6	Penn State	Newark, NJ
41	Graham, Jalen	LB	6-3	220	1-11-01	3	Purdue	Detroit, MI
24	Grant, Richie	S	6-0	200	11-9-97	5	Central Florida	Fort Walton Beach, FL
0	Green, Renardo	CB	6-0	186	11-9-00	2	Florida State	Apopka, FL
31	Guerendo, Isaac	RB	6-0	221	6-28-00	4	Louisville	Avon, IN
67	Harris, Demone	DL	6-4	265	12-30-95	4	Buffalo	Buffalo, NY
60	Hector, Bruce	DL	6-2	296	10-7-94	3	South Florida	Tampa, FL
61	Hennessy, Matt	OL	6-3	315	11-17-97	6	Temple	Ramsey, NJ
18	Hodgins, Isaiah	WR	6-3	200	10-21-98	5	Oregon State	Walnut Creek, CA
47	Huff, Bryce	DL	6-3	255	4-17-98	6	Memphis	Mobile, AL
29	James, Jordan	RB	6-3	208	3-29-04	3	Oregon	Murfreesboro, TN
15	Jennings, Jauan	WR	6-3	212	7-10-97	5	Tennessee	Murfreesboro, TN
10	Jones, Mac	QB	6-3	220	9-5-98	5	Alabama	Jacksonville, FL
44	Juszczyk, Kyle	FB	6-2	235	4-23-91	13	Harvard	Lodi, OH
85	Kitter, George	RB	6-9	209	1-21-02	9	Cincinnati	Cincinnati, OH
2	Lenoir, Deonmodore	TE	6-4	250	10-9-93	9	Iowa	Norman, OK
26	Lucas, Chase	DB	5-10	200	10-6-99	5	Oregon	Los Angeles, CA
28	Luter Jr., Darrell	CB	6-0	184	3-4-97	4	Arizona State	Chandler, AZ
38	Mahoney, Jaylen	S	5-11	190	4-24-00	3	South Alabama	Hattiesburg, MS
45	Martin, Nick	LB	5-11	200	11-19-00	1	Vanderbilt	Rock Hill, SC
23	McCaffrey, Christian	RB	5-11	210	10-13-02	9	Oklahoma State	Texarkana, TX
68	McKivitz, Colton	OL	6-6	301	6-7-96	9	Stanford	Highlands Ranch, CO
4	Moody, Jake	K	6-1	210	8-9-96	6	West Virginia	Jacobsville, OH
43	Moreau, Fabian	CB	6-0	204	11-23-99	9	Michigan	Northville, MI
7	Morstead, Thomas	P	6-4	225	4-9-94	17	UCLA	Davie, FL
55	Moss, Drew	OL	6-3	303	3-8-86	17	Southern Methodist	Pearland, TX
33	Neal, Siran	DB	6-0	206	5-21-03	8	Colorado State	Richardson, TX
66	Nugent, Drake	DL	6-1	300	8-4-94	8	Jacksonville State	Eufaula, AL
91	Okuayinonu, Sam	OL	6-1	269	2-9-01	1	Michigan	Highlands Ranch, CO
83	Owens, Terique	WR	6-3	200	5-1-98	3	Maryland	Lowell, MA
1	Pearsall, Ricky	WR	6-1	189	9-25-99	1	Missouri State	Pleasanton, CA
25	Pinnock, Jason	S	6-0	200	9-9-00	2	Florida	Tempe, AZ
62	Pleasant, Austen	OL	6-0	200	6-30-99	5	Pittsburgh	Windsor, CT
76	Prince, Isaiah	OL	6-7	330	8-22-97	5	Ohio	Coal Grove, OH
77	Puni, Dominick	OL	6-7	305	7-29-97	3	Ohio State	Greenbelt, MD
13	Purdy, Brock	QB	6-5	313	2-24-00	2	Kansas	Cottleville, MO
59	Robinson, Curtis	LB	6-3	220	12-27-99	4	Iowa State	Gilbert, AZ
5	Robinson, Demarcus	WR	6-3	235	6-2-98	4	Stanford	Santa Ana, CA
49	Robinson, Jakob	CB	6-1	202	9-21-94	10	Florida	Fort Valley, GA
36	Sigle, Marques	S	5-11	181	10-4-00	9	Brigham Young	Orem, UT
20	Stout, Upton	CB	5-9	199	7-18-02	9	Kansas State	Omaha, NE
4	Sudfeld, Nate	QB	6-6	181	1-9-02	9	Western Kentucky	Houston, TX
46	Surratt, Chazz	LB	6-2	227	10-7-93	8	Indiana	Modesto, CA
88	Tonges, Jake	TE	6-4	233	2-16-97	5	North Carolina	Denver, NC
7	Turner, Malik	WR	6-4	240	7-8-99	3	California	Los Gatos, CA
55	Valdez, Sebastian	DL	6-3	202	1-30-96	6	Illinois	Springfield, IL
30	Vaughn, Ke'Shawn	RB	6-3	301	8-1-02	9	Washington	Spring Valley, CA
54	Warner, Fred	LB	6-3	214	5-4-97	5	Vanderbilt	Nashville, TN
17	Watkins, Jordan	WR	5-11	230	11-19-96	8	Brigham Young	San Marcos, CA
46	Weeks, Jon	LS	5-10	196	2-15-02	9	Mississippi	Louisville, KY
99	West, C.J.	DL	6-1	242	2-17-86	16	Baylor	Glendale, AZ
98	Williams, Mykel	DL	6-5	316	6-12-02	9	Indiana	La Grange Park, IL
71	Williams, Trent	T	6-5	267	6-29-04	9	Georgia	Columbus, GA
9	Willis, Brayden	TE	6-4	320	7-19-88	16	Oklahoma	Longview, TX
20	Wilson Jr., Jeff	RB	6-0	240	11-11-99	3	Oklahoma	Arlington, TX
53	Winters, Dee	LB	5-11	213	11-16-95	8	North Texas	Elkhart, TX
63	Zakelj, Nick	OL	6-6	227	10-17-00	3	Texas Christian	Burton, TX
				316	6-22-99	4	Fordham	Broadview Heights, OH

Injured Reserve List

65	Dillard, Andre	OL	6-5	315	10-3-95	7	Washington State	Woodinville, WA
56	Jackson, Tarron	DL	6-2	254	6-22-98	3	Coastal Carolina	Aiken, SC
32	Taylor Jr., Patrick	RB	5-8	217	4-29-98	6	Memphis	Humble, TX
81	Taylor, Trent	WR	6-3	180	4-30-94	8	Louisiana Tech	Shreveport, LA
35	Tomlinson, Tre	CB	5-9	177	1-10-01	3	Texas Christian	Waco, TX

Active/Physically Unable to Perform List

11	Aiyuk, Brandon	WR	6-0	200	3-17-98	6	Arizona State	Reno, NV
94	Gross-Matos, Yetur	DL	6-5	265	2-26-98	6	Penn State	Fredericksburg, VA
6	Mustapha, Malik	S	5-10	206	6-25-02	2	Wake Forest	Matthews, NC

Active/Non-Football Injury List

4	Rourke, Kurtis	QB	6-4	220	10-25-00	R	Indiana	Oakville, Ontario
---	----------------	----	-----	-----	----------	---	---------	-------------------

* NFL's International Pathway Program

2025 SAN FRANCISCO 49ERS POSITIONAL ROSTER

AS OF AUGUST 19, 2025

NO.	PLAYER	POS	HT	WT	DOB	EXP	COLLEGE	HOMETOWN	ACQUIRED
Quarterbacks (4)									
4	Sudfeld, Nate	QB	6-6	227	10-7-93	8	Indiana	Modesto, CA	FA in '25
10	Jones, Mac	QB	6-3	220	9-5-98	5	Alabama	Jacksonville, FL	FA in '25
13	Purdy, Brock	QB	6-1	220	12-27-99	4	Iowa State	Gilbert, AZ	D-7 in '22
14	Bradley, Carter	QB	6-3	213	3-9-00	1	South Alabama	Jacksonville, FL	FA in '25
Running Backs/Fullbacks (7)									
20	Wilson Jr., Jeff	RB	6-0	213	11-16-95	8	North Texas	Elkhart, TX	FA in '25
23	McCaffrey, Christian	RB	5-11	210	6-7-96	5	Stanford	Highlands Ranch, CO	TR in '22 (Car.)
29	James, Jordan	RB	5-9	208	3-29-04	3	Oregon	Murfreesboro, TN	D-5A in '25
30	Vaughn, Ke Shawn	RB	5-10	214	4-1-97	3	Vanderbilt	Nashville, TN	FA in '25
31	Guerendo, Isaac	RB	5-10	221	6-28-00	1	Louisville	Avon, IN	D-4B in '24
44	Juszczyk, Kyle	RB	5-8	235	4-23-91	1	Harvard	Lodi, OH	FA in '25
49	Kiner, Corey	RB	5-9	209	1-21-02	1	Cincinnati	Cincinnati, OH	FA in '25
Wide Receivers (11)									
1	Pearsall, Ricky	WR	6-1	189	9-9-00	2	Florida	Tempe, AZ	D-1 in '24
13	Choson, Robbie	WR	5-11	185	9-9-03	1	Temple	Plantation, FL	FA in '25
2	Robinson, Demarcus	WR	5-11	202	9-21-94	1	Florida	Fort Valley, GA	FA in '25
7	Turner, Malik	WR	5-11	202	1-30-96	1	Illinois	Springfield, IL	FA in '25
15	Jennings, Jayan	WR	5-10	212	7-30-97	1	Tennessee	Murfreesboro, TN	D-4B in '20
18	Watkins, Jordan	WR	5-11	196	2-15-02	1	Mississippi	Louisville, KY	D-4B in '25
108	Codgins, Isaiah	WR	5-11	200	10-21-98	1	Oregon State	Walnut Creek, CA	FA in '25
88	Cowling, Jacob	WR	5-10	171	6-4-01	1	Arizona	Maricopa, AZ	D-4C in '24
83	Owens, Terique	WR	5-10	200	6-25-99	1	Missouri State	Pleasanton, CA	FA in '24
84	Gage Jr., Russell	WR	5-9	184	1-23-96	1	Louisiana State	Baton Rouge, LA	FA in '24
86	Bergan, Junior	WR	5-9	184	10-23-02	1	Montana	Billings, MT	D-7C in '25
Tight Ends (4)									
9	Willis, Brayden	TE	6-4	240	11-11-99	3	Oklahoma	Arlington, TX	D-7A in '23
85	Kittle, George	TE	6-4	250	10-9-93	5	Iowa	Norman, OK	D-5A in '17
88	Tonges, Jake	TE	6-4	240	7-8-99	5	California	Los Gatos, CA	FA in '23
89	Farrell, Luke	TE	6-5	250	10-14-97	5	Ohio State	Perry, OH	FA in '25
Offensive Line (14)									
55	Moss, Drew	OL	6-3	303	5-21-03	3	Colorado State	Richardson, TX	FA in '25
61	Hennessy, Matt	OL	6-3	315	1-17-97	5	Temple	Ramsey, NJ	FA in '24
62	Pleasant, Austen	OL	6-3	330	8-22-97	3	Ohio	Coal Grove, OH	FA in '24
63	Zakelj, Nick	OL	6-7	316	8-22-99	3	Fordham	Broadview Heights, OH	D-6A in '22
64	Brendel, Jake	OL	6-3	299	2-10-92	1	UCLA	Piano, TX	FA in '20
66	Nugent, Drake	OL	6-7	300	2-9-01	1	Michigan	Highlands Ranch, CO	FA in '24
67	Alarcon, Isaac*	OL	6-7	320	7-27-98	1	Tecnologico de Monterrey	Monterrey, MX	FA in '24
68	McKivitz, Colton	OL	6-6	301	8-9-96	1	West Virginia	Jacobsburg, OH	D-5 in '20
71	Williams, Trent	OL	6-7	320	7-19-88	1	Oklahoma	Longview, TX	TR in '20 (Was.)
74	Burford, Spencer	OL	6-4	300	7-19-00	1	Texas-San Antonio	San Antonio, TX	D-4 in '21
75	Colby, Connor	OL	6-6	309	1-16-03	1	Iowa	Cedar Rapids, IA	D-7B in '25
76	Prince, Isaiah	OL	6-7	305	7-29-97	1	Ohio State	Greenbelt, MD	FA in '25
77	Puni, Dominick	OL	6-6	313	2-24-00	1	Kansas	Cottleville, MO	D-3 in '24
78	Bartch, Ben	OL	6-6	315	2-22-98	6	St. John's (MN)	Salem, OR	FA in '23
Specialists (3)									
4	Moody, Jake	K	6-1	210	11-23-99	3	Michigan	Northville, MI	D-3B in '23
7	Morstead, Thomas	LS	5-10	225	3-8-86	17	Southern Methodist	Pearland, TX	FA in '25
46	Weeks, Jon	LS	5-10	242	2-17-86	16	Baylor	Glendale, AZ	FA in '25
Defensive Line (19)									
47	Huff, Bryce	DL	6-3	255	4-17-98	6	Memphis	Mobile, AL	TR in '25 (Phi.)
51	Beal Jr., Robert	DL	6-3	250	8-18-99	3	Georgia	Duluth, GA	D-5B in '23
55	Valdez, Sebastian	DL	6-3	301	8-1-02	3	Washington	Spring Valley, CA	FA in '25
56	Gipson, Trevis	DL	6-3	263	6-13-97	6	Tulsa	Cedar Hill, TX	FA in '25
58	Anderson, Evan	DL	6-3	326	2-14-02	1	Florida Atlantic	Orlando, FL	FA in '24
60	Hector, Bruce	DL	6-3	296	10-7-94	1	South Florida	Tampa, FL	FA in '25
65	Brown, Shakel	DL	6-3	295	12-4-98	2	Troy	Tallahassee, FL	FA in '25
67	Harris, Demone	DL	6-4	265	12-30-95	4	Buffalo	Buffalo, NY	FA in '25
69	Bradley-King, William	DL	6-4	265	12-22-97	4	Baylor	Kansas City, MO	FA in '25
76	Allen, Jaylon	DL	6-3	240	3-30-00	1	Memphis	Humble, TX	FA in '25
90	Giveris, Kevin	DL	6-1	285	3-1-97	6	Penn State	Newark, NJ	FA in '19
91	Okuayinonu, Sam	DL	6-1	269	5-1-98	6	Maryland	Lowell, MA	FA in '24
92	Elliott, Jordan	DL	6-4	303	11-23-97	6	Missouri	Houston, TX	FA in '24
93	Davis, Kalia	DL	6-2	310	10-2-98	4	Central Florida	Pensacola, FL	D-6B in '22
95	Collins, Alfred	DL	6-5	332	10-8-01	4	Texas	Cedar Creek, TX	D-2 in '25
96	Garvin, Jonathan	DL	6-4	257	7-28-99	4	Miami	Lake Worth, FL	FA in '24
97	Bosa, Nick	DL	6-4	266	10-23-97	4	Ohio State	Fort Lauderdale, FL	D-1 in '19
98	Williams, Mykel	DL	6-5	267	6-29-04	1	Georgia	Columbus, GA	D-1 in '25
99	West, C.J.	DL	6-1	316	6-12-02	1	Indiana	La Grange Park, IL	D-4A in '25
Linebackers (9)									
41	Graham, Jalen	LB	6-3	220	1-11-01	3	Purdue	Detroit, MI	D-7C in '23
45	Martin, Nick	LB	5-11	221	10-13-02	3	Oklahoma State	Texarkana, TX	D-3A in '25
46	Surratt, Chazz	LB	6-2	233	2-16-97	5	North Carolina	Denver, NC	FA in '25
48	Bethune, Jatum	LB	6-1	230	2-19-01	3	Florida State	Miami, FL	D-7 in '24
50	Blanton, Stone	LB	6-1	227	9-12-02	1	Mississippi State	Madison, MS	FA in '25
53	Winters, Dee	LB	5-11	227	10-17-00	1	Texas Christian	Burton, TX	D-6 in '23
54	Warner, Fred	LB	6-3	230	11-19-96	8	Brigham Young	San Marcos, CA	D-3A in '18
57	Gifford, Luke	LB	6-3	243	8-28-95	6	Nebraska	Lincoln, NE	FA in '25
59	Robinson, Curtis	LB	6-3	235	6-2-98	4	Stanford	Santa Ana, CA	FA in '21
Defensive Backs (16)									
0	Green, Bernardo	CB	6-0	186	11-9-00	2	Florida State	Apopka, FL	D-2 in '24
2	Lenoir, Deommodore	CB	5-10	200	10-6-99	5	Oregon	Los Angeles, CA	D-5B in '21
20	Stout, Upton	CB	5-9	181	1-9-02	1	Western Kentucky	Houston, TX	D-3B in '25
22	Brown, Tre	CB	5-10	185	9-24-97	1	Oklahoma	Tulsa, OK	FA in '25
24	Grant, Richie	CB	5-9	200	11-9-97	5	Central Florida	Fort Walton Beach, FL	FA in '25
25	Pinnock, Jason	CB	5-10	200	6-30-99	1	Pittsburgh	Windsor, CT	FA in '25
26	Lucas, Chase	CB	5-11	184	3-4-97	4	Arizona State	Chandler, AZ	FA in '24
27	Brown, Ji Ayir	CB	5-11	202	1-25-00	3	Penn State	Trenton, NJ	D-3A in '23
28	Luter Jr., Darrell	CB	6-0	190	4-24-00	3	South Alabama	Hattiesburg, MS	D-5A in '23
33	Neal, Siran	DB	5-10	206	8-4-94	1	Jacksonville State	Eufaula, AL	FA in '25
35	Flowers, Dallas	DB	5-10	196	6-4-97	1	Pittsburg State	Oak Park, IL	FA in '25
38	Sigle, Marques	DB	5-11	199	7-18-02	1	Kansas State	Omaha, NE	D-5B in '25
40	Mahoney, Jaylen	DB	5-11	200	11-19-00	1	Vanderbilt	Bock Hill, SC	FA in '24
43	Canteen, Derrick	DB	5-10	193	4-2-01	1	Cincinnati	Evans, GA	FA in '25
49	Moreau, Fabian	CB	5-10	204	4-9-94	1	UCLA	Davie, FL	FA in '25
49	Robinson, Jakob	CB	5-10	181	10-4-00	1	Brigham Young	Orem, UT	FA in '25
Injured Reserve List (5)									
32	Taylor Jr., Patrick	RB	6-2	217	4-29-98	6	Memphis	Humble, TX	FA in '24
35	Tomlinson, Ire	CB	5-10	177	1-10-01	1	Texas Christian	Waco, TX	W in '25 (LAR)
56	Jackson, Tarron	OL	6-3	254	6-22-98	4	Coastal Carolina	Aiken, SC	FA in '24
61	Dillard, Andre	WR	6-0	315	10-3-95	8	Washington State	Woodinville, WA	FA in '24
81	Taylor, Trent	WR	6-0	180	4-30-94	8	Louisiana Tech	Shreveport, LA	FA in '24
Active/Physically Unable to Perform List (3)									
6	Mustapha, Malik	S	5-10	206	6-25-02	2	Wake Forest	Matthews, NC	D-4A in '24
11	Aiyuk, Brandon	WR	6-0	200	3-17-98	6	Arizona State	Beno, NV	D-1B in '20
94	Gross-Matos, Yetur	DL	6-5	265	2-26-98	6	Penn State	Fredericksburg, VA	FA in '24
Active/Non-Football Injury List (1)									
4	Hourke, Kurtis	QB	6-4	220	10-25-00	R	Indiana	Oakville, Ontario	D-7A in '25

* NFL's International Pathway Program

2025 SAN FRANCISCO 49ERS TRANSACTIONS

1-2	Signed DL Tarron Jackson to the team's practice squad.	4-25	Selected DL Alfred Collins in the second round (43rd overall) of the 2025 NFL Draft.
1-4	Placed OL Spencer Burford and LB Demetrius Flannigan-Fowles on the Injured Reserve List. Promoted DL Alex Barrett and LB DaShaun White to the active roster from the team's practice squad. Activated OL Drake Nugent and WR Trent Taylor from the team's practice squad (standard elevations).		Selected LB Nick Martin in the third round (75th overall) of the 2025 NFL Draft. Selected CB Upton Stout in the third round (100th overall) of the 2025 NFL Draft.
1-6	OL Drake Nugent and WR Trent Taylor reverted back to the team's practice squad. Signed the following 11 players to Reserve/Future contracts: DL Jonathan Garvin, OL Sebastian Gutierrez, DL Tarron Jackson, OL Zack Johnson, CB Chase Lucas, S Jaylen Mahoney, QB Tanner Mordecai, OL Drake Nugent, WR Terique Owens, TE Mason Pline and WR Trent Taylor.	4-26	Selected DL C.J. West in the fourth round (113th overall) of the 2025 NFL Draft. Selected WR Jordan Watkins in the fourth round (138th overall) of the 2025 NFL Draft. Selected RB Jordan James in the fifth round (147th overall) of the 2025 NFL Draft. Selected S Marques Sigle in the fifth round (160th overall) of the 2025 NFL Draft. Selected QB Kurtis Rourke in the seventh round (227th overall) of the 2025 NFL Draft. Selected OL Connor Colby in the seventh round (249th overall) of the 2025 NFL Draft. Selected WR Junior Bergen in the seventh round (252nd overall) of the 2025 NFL Draft.
1-7	Signed OL Isaac Alarcon, WR Russell Gage, WR Isaiah Hodgins and T Jalen McKenzie to Reserve/Future contracts.	4-29	Signed TE George Kittle to a four-year extension through the 2029 season.
1-21	Signed S Quindell Johnson to a Reserve/Future contract.	5-2	Signed TE Ross Dwelley to a one-year deal.
2-18	Released LB Demetrius Flannigan-Fowles. Tendered one-year contracts to exclusive rights free agents DL Evan Anderson, DL Alex Barrett, LB Jalen Graham, DL Sam Okuayinonu, OL Austen Pleasants, TE Jake Tonges and TE Brayden Willis.	5-9	Waived/failed physical DL Drake Jackson. Waived/injured CB Tre Tomlinson. Waived OL Jalen McKenzie. Signed OL Andre Dillard, CB Dallis Flowers and OL Nicholas Petit-Frere to one-year deals. Signed the following 2025 draft picks to four-year deals: Nick Martin, Upton Stout, Jordan Watkins, Jordan James, Marques Sigle, Kurtis Rourke, Connor Colby and Junior Bergen. Signed the following undrafted rookie free agents: Corey Kiner, Drew Moss, Isaiah Neyor, Jakob Robinson and Sebastian Valdez.
2-24	Signed OL Ben Bartch to a one-year extension through the 2025 season.	5-12	Signed LB Stone Blanton to a three-year deal.
2-25	Announced the following coaching hires/title changes: Colt Anderson (Assistant Special Teams), Ronald Blair III (Special Teams Quality Control), Gus Bradley (Assistant Head Coach of Defense), Ray Brown (Defensive Backs/Cornerbacks), Chris Foerster (Assistant Head Coach/Offensive Line), Joe Graves (Offensive Assistant/Quarterbacks), Patrick Hagedorn (Chief of Staff, Football), Leonard Hankerson (Wide Receivers/Passing Game Specialist), Andrew Hayes-Stoker (Offensive Assistant/Wide Receivers), Klay Kubiak (Offensive Coordinator), Mick Lombardi (Quarterbacks), Jake Lynch (Defensive Quality Control), Greg Scruggs (Assistant Defensive Line) and Jacob Webster (Offensive Quality Control).	5-13	Signed CB Derrick Canteen to a three-year deal. Waived S Quindell Johnson.
3-7	Claimed CB Tre Tomlinson off waivers from the Los Angeles Rams.	5-15	Signed DL Mykel Williams to a four-year deal.
3-11	Released DL Leonard Floyd and FB Kyle Juszczyk. Tendered a one-year contract to restricted free agent RB Jordan Mason. Signed DL Kevin Givens to a one-year extension through the 2025 season.	5-19	Signed K Greg Joseph to a one-year deal. Waived DL Alex Barrett.
3-12	Released DL Maliek Collins and DL Javon Hargrave. Traded WR Deebo Samuel Sr. to the Washington Commanders in exchange for a 2025 fifth-round draft choice. Re-signed LB Curtis Robinson to a one-year deal.	5-20	Signed QB Brock Purdy to a five-year extension through the 2030 season.
3-13	Signed TE Luke Farrell to a three-year deal. Signed WR Demarcus Robinson to a two-year deal. Signed CB Tre Brown, LB Luke Gifford, S Richie Grant, S Jason Pinnock and LS Jon Weeks to one-year deals. Released LS Taybor Pepper.	5-22	Signed LB Fred Warner to a three-year extension through the 2029 season.
3-14	Signed QB Mac Jones to a two-year deal.	5-28	Signed P Thomas Morstead and LB Chazz Surratt to one-year deals. Waived LB DaShaun White. Released P Mitch Wishnowsky.
3-18	Traded RB Jordan Mason and the team's 2025 sixth-round (187th overall) draft choice to the Minnesota Vikings in exchange for Minnesota's 2025 fifth-round (160th overall) draft choice and a 2026 sixth-round draft choice. Signed CB Siran Neal to a two-year deal.	6-2	Acquired DL Bryce Huff from the Philadelphia Eagles in exchange for a mid-round pick in the 2026 NFL Draft.
3-19	Re-signed FB Kyle Juszczyk to a two-year deal.	6-3	Waived OL Nicholas Petit-Frere. Placed WR Trent Taylor on the Injured Reserve List. Signed WR Malik Knowles to a one-year deal.
3-21	Re-signed RB Patrick Taylor Jr. to a one-year deal.	6-13	Signed DL C.J. West to a four-year deal.
3-26	DL Sam Okuayinonu signed his one-year exclusive rights tendered contract.	7-16	Placed QB Kurtis Rourke on the Active/Non-Football Injury List.
4-17	OL Austen Pleasants and TE Jake Tonges signed their one-year exclusive rights tendered contracts.	7-17	Signed DL Alfred Collins to a four-year deal.
4-22	DL Evan Anderson, DL Alex Barrett, LB Jalen Graham and TE Brayden Willis have signed their one-year exclusive rights tendered contracts.	7-18	Placed WR Brandon Aiyuk, OL Andre Dillard, DL Yetur Gross-Matos, S Malik Mustapha, WR Ricky Pearsall and LB Curtis Robinson on the Active/Physically Unable to Perform List. Placed OL Ben Bartch and S George Odum on the Active/Non-Football Injury List. Released S George Odum.
4-24	Selected DL Mykell Williams in the first round (11th overall) of the 2025 NFL Draft.	7-22	Signed WR Equanimeous St. Brown to a one-year deal.
		7-24	Signed WR Quintez Cephus to a one-year deal. Waived RB Israel Abanikanda.
		7-27	Activated WR Ricky Pearsall from the Active/Physically Unable to Perform List.

2025 SAN FRANCISCO 49ERS TRANSACTIONS

7-28	Signed CB Eli Apple to a one-year deal. Released WR Quintez Cephus.	8-8	Placed WR Equanimeous St. Brown on the Injured Reserve List. Signed QB Tanner Mordecai to a one-year deal.
7-29	Signed DL Jaylon Allen to a one-year deal. Placed DL Tarron Jackson on the Injured Reserve List.	8-9	Signed RB Ke'Shawn Vaughn to a one-year deal. Waived OL Zack Johnson.
7-31	Activated OL Ben Bartch from the Active/Non-Football Injury List. Signed RB Ameer Abdullah, QB Carter Bradley, WR Marquez Callaway and WR Andy Isabella to one-year deals. Waived OL Sebastian Gutierrez, WR Malik Knowles and S Jaylen Mahoney. Released WR Equanimeous St. Brown.	8-11	Activated OL Andre Dillard from the Active/Physically Unable to Perform List. Placed RB Ameer Abdullah on the Injured Reserve List. Signed DL Trevis Gipson and RB Jeff Wilson Jr. to one-year deals. Waived QB Tanner Mordecai.
8-1	Activated LB Curtis Robinson from the Active/Physically Unable to Perform List.	8-13	Placed DL Bradlee Anae on the Injured Reserve List. Signed WR Malik Turner to a one-year deal.
8-3	Signed WR Robbie Chosen to a one-year deal. Released WR Marquez Callaway.	8-14	Placed OL Andre Dillard on the Injured Reserve List. Signed DL William Bradley-King and DL Demone Harris to one-year deals. Waived DL Michael Dwumfour.
8-4	Signed DL Bradlee Anae, DL Bruce Hector, S Jaylen Mahoney, CB Fabian Moreau and OL Isaiah Prince to one-year deals. Waived CB Tre Avery, QB Tanner Mordecai, WR Isaiah Neyor and TE Mason Pline. Released K Greg Joseph.	8-15	Signed DL Shakel Brown to a one-year deal. Released TE Ross Dwelley.
8-5	Signed WR Equanimeous St. Brown to a one-year deal. Released WR Andy Isabella.	8-19	Placed RB Patrick Taylor Jr. on the Injured Reserve List. Signed QB Nate Sudfeld to a one-year deal.
8-7	Signed DL Michael Dwumfour to a one-year deal. Released CB Eli Apple.		

Date		W/L	Score	Opponent		Attendance	Rushing			No	Yds	Avg	Long	TD						
8/9		L	9-30	Denver		71,124	C.Kiner			12	68	5.7	19	0						
8/16		W	22-19	at Las Vegas		62,027	K.Vaughn			10	28	2.8	10	0						
8/23				Los Angeles Chargers			A.Abdullah			4	20	5.0	10	0						
							J.Wilson Jr.			8	16	2.0	9	1						
Team Statistics			49ers			Opponents	T.Mordecai			1	15	15.0	15	0						
Total First Downs			35			38	M.Jones			4	6	1.5	3	0						
Rushing			8			12	J.Watkins			1	3	3.0	3	0						
Passing			21			25	C.Bradley			1	2	2.0	2	0						
Penalty			6			1	P.Taylor Jr.			9	1	0.1	5t	1						
3rd Down: Made/Att			4/23			15/32	B.Purdy			1	1	1.0	1	0						
3rd Down Pct.			17.4%			46.9%	49ers			51	160	3.1	19	2						
4th Down: Made/Att			4/5			1/2	Opponents			53	230	4.3	18	1						
4th Down Pct.			80.0%			50.0%														
Possession Avg.			27:43			32:17	Receiving			No	Yds	Avg	Long	TD						
Total Net Yards			551			639	R.Chosen			6	93	15.5	30	0						
Avg. Per Game			275.5			319.5	D.Robinson			5	64	12.8	24	0						
Total Plays			119			132	R.Gage			5	28	5.6	11	0						
Avg. Per Play			4.6			4.8	J.Tonges			4	47	11.8	19	0						
Net Yards Rushing			160			230	J.Watkins			3	56	18.7	50	0						
Avg. Per Game			80.0			115.0	R.Pearsall			3	42	14.0	21	0						
Total Rushes			51			53	I.Hodgins			3	26	8.7	11	0						
Net Yards Passing			391			409	B.Willis			2	8	4.0	7	0						
Avg. Per Game			195.5			204.5	C.Kiner			2	6	3.0	4	0						
Sacked/Yards Lost			5/33			6/31	T.Owens			1	17	17.0	17	0						
Gross Yards			424			440	J.Wilson Jr.			1	16	16.0	16	0						
Attempts/Completions			63/39			73/49	L.Farrell			1	13	13.0	13	0						
Completion Pct.			61.9%			67.1%	P.Taylor Jr.			1	4	4.0	4	0						
Had Intercepted			4			2	K.Vaughn			1	3	3.0	3	0						
Punts/Average			5/40.4			4/39.5	J.Bergen			1	1	1.0	1	0						
Net Punting Avg.			33.0			32.5	49ers			39	424	10.9	50	0						
Penalties/Yards			14/97			18/151	Opponents			49	440	9.0	36t	3						
Fumbles/Ball Lost			3/1			2/0														
Touchdowns			2			4	Interceptions			No	Yds	Avg	Long	TD						
Rushing			2			1	C.Lucas			1	1	1.0	1	0						
Passing			0			3	J.Mahoney			1	1	1.0	1	0						
Returns			0			0	49ers			2	2	1.0	1	0						
Score By Periods			Q1	Q2	Q3	Q4	OT	Pts	Opponents			4	9	2.3	5	0				
49ers			12	7	3	9	0	31	Punting			No	Yds	Avg	Net	TB	In	Lg	B	
Opponents			3	30	3	13	0	49	T.Morstead			5	202	40.4	33.0	0	2	44	0	
Scoring		TD	Ru	Pa	Rt	PAT	FG	2Pt	Pts	49ers			5	202	40.4	33.0	0	2	44	0
J.Moody		0	0	0	0	2/2	5/6	0	17	Opponents			4	158	39.5	32.5	0	0	50	0
P.Taylor Jr.		1	1	0	0	0/0	0/0	0	6	Punt Returns				Ret	FC	Yds	Avg	Long	TD	
J.Wilson Jr.		1	1	0	0	0/0	0/0	0	6	J.Bergen			2	0	0	28	14.0	28	0	
49ers		2	2																	

PRESEASON GAME 1

DENVER 30, SAN FRANCISCO 9

	1st	2nd	3rd	4th	Pts
Denver	0	20	3	7	30
San Francisco	9	0	0	0	9

SF – P. Taylor Jr., 5 run (J. Moody kick) (8–71, 4:19)
SF – Penalty on B. Nix in end zone enforced for a Safety
DEN – W. Lutz, 42 FG (9–26, 3:55)
DEN – W. Lutz, 32 FG (13–41, 6:56)
DEN – L. Krull, 8 pass from J. Stidham (W. Lutz kick) (7–35, 1:33)
DEN – T. Sherfield Sr., 36 pass from J. Stidham (W. Lutz kick) (3–61, 0:33)
DEN – W. Lutz, 45 FG (6–36, 4:29)
DEN – C. Prieskorn, 7 pass from S. Ehlinger (W. Lutz kick) (10–50, 4:56)

TEAM STATISTICS	DEN	SF
First Downs	20	11
Net Yards Gained	368	203
Rushes/Yards	34/153	23/96
Net Yards Passing	215	107
Att/Comp/INT	36/26/0	27/13/3
Sacked/Yards Lost	2/7	3/20
Punts/Average	3/37.0	5/40.4
Fumbles/Lost	2/0	2/1
Penalties/Yards	11/87	9/67
Time of Possession	36:58	23:02
3rd Down Efficiency	6/16 (37.5%)	1/12 (8.3%)

RUSHING: BRONCOS – J. Stidham 3–36, T. Badie 5–32, B. Watson 4–28, R. Harvey 7–25, A. Estime 8–21, S. Ehlinger 4–6, J. McLaughlin 3–5 ... **49ERS** – C. Kiner 10–45, A. Abdullah 4–20, T. Mordecai 1–15, P. Taylor Jr. 5–7–TD, K. Vaughn 1–4, J. Watkins 1–3, M. Jones 1–2.

RECEIVING: BRONCOS – T. Sherfield Sr. 3–73–TD, B. Watson 3–21, T. Franklin 3–18, P. Bryant 2–21, C. Jackson 2–9, T. Badie 2–9, A. Estime 1–20, J. Davis 1–14, L. Krull 1–8–TD, C. Prieskorn 1–7–TD, D. Vele 1–6, J. McLaughlin 1–5, R. Harvey 1–4, J. Dobbins 1–4, M. Mims Jr. 1–3, C. Sutton 1–2, M. Bandy 1–(–2) ... **49ERS** – J. Watkins 3–56, J. Tonges 2–36, D. Robinson 2–20, R. Gage Jr. 2–3, I. Hodgins 1–5, P. Taylor Jr. 1–4, C. Kiner 1–2, R. Chosen 1–1.

PASSING: BRONCOS – J. Stidham 15–14–136–0–2 TD, B. Nix 11–6–31–0–0, S. Ehlinger 10–6–55–0–1 TD ... **49ERS** – C. Bradley 14–6–32–1–0, M. Jones 7–4–74–1–0, T. Mordecai 6–3–21–1–0.

INTs: BRONCOS – K. Reid 1–5, J. McMillian 1–0, J. Pickett 1–0 ... **49ERS** – None.

SACKS: BRONCOS – N. Bonitto 1–6, J. Franklin–Myers 1–1, Team Sack 1–13 ... **49ERS** – K. Davis 1–3, R. Beal Jr. 0.5–2, S. Valdez 0.5–2.

49ERS TURNOVER RATIO: –4 (DEN: None. / SF: 3 INTs, 1 fumble).

Weather: Sunny
Temperature: 84 degrees
Wind: South 7 mph
Playing Surface: Grass
Time: 3:00
Attendance: 71,124

PRESEASON GAME 2

SAN FRANCISCO 22, LAS VEGAS 19

	1st	2nd	3rd	4th	Pts
San Francisco	3	7	3	9	22
Las Vegas	3	10	0	6	19

SF – J. Moody, 30 FG (12–61, 5:44)
LV – D. Carlson, 41 FG (8–47, 3:59)
LV – A. Jeanty, 1 run (D. Carlson kick) (8–41, 4:03)
SF – J. Wilson Jr., 1 run (J. Moody kick) (8–71, 4:06)
LV – D. Carlson, 35 FG (13–40, 3:04)
SF – J. Moody, 26 FG (14–72, 7:30)
LV – D. Carlson, 54 FG (11–45, 5:11)
SF – J. Moody, 50 FG (9–40, 4:37)
LV – D. Carlson, 30 FG (13–53, 5:46)
SF – J. Moody, 44 FG (10–44, 3:04)
SF – J. Moody, 59 FG (3–0, 0:13)

TEAM STATISTICS	SF	LV
First Downs	24	18
Net Yards Gained	348	271
Rushes/Yards	28/64	19/77
Net Yards Passing	284	194
Att/Comp/INT	36/26/1	37/23/2
Sacked/Yards Lost	2/13	4/24
Punts/Average	0/0.0	1/47.0
Fumbles/Lost	1/0	0/0
Penalties/Yards	5/30	7/64
Time of Possession	32:24	27:36
3rd Down Efficiency	3/11 (27.3%)	9/16 (56.3%)

RUSHING: 49ERS – K. Vaughn 9–24, C. Kiner 2–23, J. Wilson Jr. 8–16–TD, M. Jones 3–4, C. Bradley 1–2, B. Purdy 1–1, P. Taylor Jr. 4–(–6) ... **RAIDERS** – A. Jeanty 7–33–TD, C. Collier 4–26, R. Mostert 3–9, D. Laube 2–5, Z. White 1–5, S. McCormick 1–2, C. Miller 1–(–3).

RECEIVING: 49ERS – R. Chosen 5–92, D. Robinson 3–44, R. Pearsall 3–42, R. Gage Jr. 3–25, I. Hodgins 2–21, J. Tonges 2–11, B. Willis 2–8, T. Owens 1–17, J. Wilson Jr. 1–16, L. Farrell 1–13, C. Kiner 1–4, K. Vaughn 1–3, J. Bergen 1–1 ... **RAIDERS** – S. Jackson 3–28, R. Mostert 3–16, C. Runyon 2–29, J. Bech 2–21, Q. Ismail 2–20, C. Johnson 2–18, A. Bachman 2–15, B. Bowers 1–28, A. Okwuegbunam 1–11, M. Mayer 1–11, S. McCormick 1–9, T. Tucker 1–6, J. Meyers 1–4, A. Jeanty 1–2.

PASSING: 49ERS – M. Jones 16–13–135–1–0, C. Bradley 13–8–96–0–0, B. Purdy 7–5–66–0–0 ... **RAIDERS** – A. O'Connell 23–15–138–1–0, G. Smith 8–6–55–0–0, C. Miller 6–2–25–1–0.

INTs: 49ERS – C. Lucas 1–1, J. Mahoney 1–1 ... **RAIDERS** – J. Chinn 1–4.

SACKS: 49ERS – N. Martin 1–9, T. Gipson 1–8, C. Lucas 1–6, D. Harris 1–1 ... **RAIDERS** – A. Carter 1–6, M. Barrett 0.5–3.5, J. Pegues 0.5–3.5.

49ERS TURNOVER RATIO: +1 (SF: 1 INT / LV: 2 INTs).

Weather: Sunny
Temperature: 95 degrees
Wind: Southeast 8 mph
Playing Surface: Closed Stadium on Grass
Time: 2:57
Attendance: 62,027

2024 SAN FRANCISCO 49ERS REGULAR SEASON STATISTICS

Date	W/L	Score	Opponent	Attendance	Rushing	No	Yds	Avg	Long	TD
9/9	W	32–19	New York Jets	71,319	J.Mason	153	789	5.2	38	3
9/15	L	17–23	at Minnesota	66,741	I.Guerendo	84	420	5.0	76	4
9/22	L	24–27	at Los Angeles Rams	74,484	B.Purdy	66	323	4.9	16	5
9/29	W	30–13	New England	71,042	C.McCaffrey	50	202	4.0	19	0
10/6	L	23–24	Arizona	71,310	P.Taylor	39	183	4.7	29	1
10/10	W	36–24	at Seattle	68,768	D.Samuel	42	136	3.2	13	1
10/20	L	18–28	Kansas City	71,309	R.Pearsall	3	45	15.0	39	0
10/27	W	30–24	Dallas	71,521	K.Juszczyk	5	26	5.2	14	1
11/10	W	23–20	at Tampa Bay	64,914	J.Dobbs	9	24	2.7	8	2
11/17	L	17–20	Seattle	71,751	J.Cowing	1	7	7.0	7	0
11/24	L	10–38	at Green Bay	78,222	B.Allen	3	4	1.3	6	0
12/1	L	10–35	at Buffalo	70,437	K.Vaughn	2	4	2.0	3	0
12/8	W	38–13	Chicago	71,662	49ers	457	2,163	4.7	76	17
12/12	L	6–12	Los Angeles Rams	71,201	Opponents	476	2,118	4.4	65t	24
12/22	L	17–29	at Miami	66,341	Receiving	No	Yds	Avg	Long	TD
12/30	L	34–40	Detroit	71,688	G.Kittle	78	1,106	14.2	43	8
1/5/25	L	24–47	at Arizona	63,849	J.Jennings	77	975	12.7	45	6
Team Statistics					D.Samuel Sr.	51	670	13.1	76t	3
49ers					R.Pearsall	31	400	12.9	46t	3
Opponents					B.Aiyuk	25	374	15.0	53	0
Total First Downs					K.Juszczyk	19	200	10.5	36t	2
352					I.Guerendo	15	152	10.1	40	0
Rushing					C.McCaffrey	15	146	9.7	30	0
120					E.Saubert	11	97	8.8	20	1
Passing					J.Mason	11	91	8.3	24	0
204					C.Conley	6	76	12.7	23	0
Penalty					J.Cowing	4	80	20.0	41	0
28					P.Taylor Jr.	3	25	8.3	12	0
3rd Down: Made/Att					R.Bell	2	22	11.0	12	0
84/197					T.Taylor	1	11	11.0	11	0
3rd Down Pct.					J.Brendel	0	2	0.0	2	0
42.6%					B.Willis	0	0	0.0	0	0
4th Down: Made/Att					D.Puni	0	–3	0.0	–3	0
8/16					49ers	349	4,424	12.7	76t	23
50.0%					Opponents	338	3,476	10.3	97t	25
4th Down Pct.					Interceptions	No	Yds	Avg	Long	TD
30:29					F.Warner	2	70	35.0	45t	1
Possession Avg.					D.Lenoir	2	33	16.5	33	0
6:39					N.Bosa	1	30	30.0	30	0
Total Net Yards					R.Green	1	20	20.0	20	0
6,397					I.Yiadom	1	11	11.0	11	0
Avg. Per Game					K.Davis	1	2	2.0	2	0
376.3					M.Mustapha	1	1	1.0	1	0
Total Plays					J.Brown	1	0	0.0	0	0
1,026					D.Flannigan–Fowles	1	0	0.0	0	0
Avg. Per Play					49ers	11	167	15.2	45t	1
6.2					Opponents	16	107	6.7	48	0
Net Yards Rushing					Punting	No	Yds	Avg	Net	TB
2,163					P.O'Donnell	24	1,082	45.1	40.0	1
Avg. Per Game					M.Wishnowsky	22	994	45.2	36.3	0
127.2					49ers	47	2,076	44.2	38.2	1
Total Rushes					Opponents	59	2,953	50.1	44.1	3
457					Punt Returns	Ret	FC	Yds	Avg	Long
Net Yards Passing					J.Cowing	28	11	245	8.8	30
4,234					R.Pearsall	3	1	41	13.7	20
Avg. Per Game					K.Juszczyk	1	0	8	8.0	8
249.1					T.Taylor	0	1	0	0.0	0
Sacked/Yards Lost					49ers	32	13	294	9.2	30
36/190					Opponents	19	14	261	13.7	55
Gross Yards					Kickoff Returns	No	Yds	Avg	Long	TD
4,424					D.Samuel Sr.	17	533	31.4	60	0
Attempts/Completions					I.Guerendo	6	163	27.2	35	0
533/349					P.Taylor Jr.	4	104	26.0	30	0
Completion Pct.					J.Mason	2	29	14.5	29	0
65.5%					R.Pearsall	3	3	32.0	32	0
Had Intercepted					J.Dobbs	2	2	23.0	23	0
16					49ers	31	884	28.5	60	0
Punts/Average					Opponents	31	886	28.6	97t	1
47/44.2					Field Goals	1–19	20–29	30–39	40–49	50+
Net Punting Avg.					J.Moody	0/0	9/9	5/5	6/11	4/9
38.2					A.Carlson	0/0	1/1	0/0	2/2	2/2
Penalties/Yards					M.Wright	0/0	1/1	1/1	1/1	0/0
111/843					M.Wishnowsky	0/0	1/1	0/0	0/0	0/0
Fumbles/Ball Lost					49ers	0/0	12/12	6/6	9/14	6/11
26/11					Opponents	0/0	8/8	8/8	6/8	8/8
Touchdowns					Fumbles Lost: B.Purdy 3, B.Allen 1, J.Cowing 1, J.Dobbs 1, I.Guerendo 1, K.Juszczyk 1, J.Mason 1, C.McCaffrey 1, D.Samuel 1 Total: 11					
42					Opponent Fumble Recoveries: M.Collins 2, E.Anderson 1, T.Bethune 1, N.Bosa 1, I.Yiadom 1 Total: 6					
Rushing										
17										
Passing										
23										
Returns										
2										
Score By Periods										
Q1										
Q2										
Q3										
Q4										
OT										
Pts										
49ers										
Opponents										
86										
124										
91										
88										
0										
389										
436										
49										
114										
108										
165										
0										
0										
0										
0										
0										
0										
0										
0										
0										
0										
0										
0										
0										
0										
0										
0										
0										
0										
0										
0										
0										
0										
0										
0										
0										
0										
0										
0										
0										
0										
0										
0										
0										
0										
0										
0										
0										
0										
0										
0										
0										
0										
0										
0										
0										
0										
0										
0										
0										
0										
0										
0										
0										
0										
0										
0										
0										
0										
0										
0										
0										
0										
0										
0										
0										
0										
0										
0										
0										
0										
0										
0										
0										
0										
0										
0										
0										
0										
0										
0										
0										
0										
0										
0										
0										
0										
0										
0										
0										
0										
0										
0										
0										
0										
0										
0										
0										
0										
0										
0										
0										
0										
0										
0										
0										
0										
0										
0										
0										
0										
0										
0										
0										
0										
0										
0										
0										
0										
0										
0										
0										
0										
0										
0										
0										
0										
0										
0										
0										
0										
0										
0										
0										
0										
0										
0										
0										
0										
0										
0										
0										

2024 DEFENSIVE & SPECIAL TEAMS STATISTICS

DEFENSIVE STATISTICS

PLAYER	TACKLES			For Loss	Quarterback			FF	FR
	Total	Solo	Ast		Sacks	INT	PD		
F. Warner	131	76	55	5	1.0	2	7	4	0
D. Lenoir	85	53	32	2	0.0	2	9	1	0
D. Campbell Sr.	79	44	35	3	0.0	0	2	0	0
J. Brown	77	48	29	3	0.0	1	6	0	0
M. Mustapha	71	31	40	2	0.0	1	5	0	0
R. Green	60	40	20	0	0.0	1	13	1	0
C. Ward	54	38	16	1	0.0	0	7	0	0
N. Bosa	52	33	19	15	9.0	1	1	1	1
I. Yiadom	44	36	8	0	0.0	1	6	1	1
L. Floyd	42	25	17	8	8.5	0	1	1	0
D. Winters	39	22	17	0	0.0	0	4	0	0
T. Hufanga	38	20	18	2	0.0	0	0	0	0
S. Okuyayinonu	35	25	10	6	3.0	0	1	1	0
M. Collins	33	20	13	5	5.0	0	0	0	2
E. Anderson	24	13	11	2	1.0	0	0	1	1
J. Elliott	19	12	7	2	0.0	0	0	0	0
Y. Gross-Matos	19	14	5	6	4.0	0	0	0	0
Ka. Davis	12	6	6	0	0.0	1	1	0	0
R. Beal Jr.	11	6	5	0	0.0	0	0	0	0
D. Flannigan-Fowles	11	8	3	1	0.0	1	2	0	0
K. Givens	11	6	5	2	3.5	0	0	0	0
G. Odum	11	9	2	0	0.0	0	4	0	0
N. McCloud	10	4	6	0	0.0	0	0	0	0
D. Greenlaw	9	3	6	0	0.0	0	0	0	0
J. Hargrave	7	4	3	1	1.0	0	0	0	0
T. Gipson Sr.	6	5	1	0	0.0	0	1	0	0
J. Graham	6	2	4	1	0.0	0	0	0	0
T. Bethune	4	0	4	0	0.0	0	0	0	0
Kh. Davis	3	1	2	0	0.0	0	0	0	0
R. Ya-Sin	2	2	0	0	0.0	0	2	0	0
A. Barrett	1	1	0	0	0.0	0	0	0	0
C. Conley	1	1	0	0	0.0	0	0	0	0
T. McGill Jr.	1	0	1	0	0.0	0	0	0	0
TOTALS	1,008	608	400	67	36.0	11	72	11	5

SPECIAL TEAMS

PLAYER	Tot	Solo	Ast	FF	FR
R. Beal Jr.	6	5	1	0	0
D. Flannigan-Fowles	6	2	4	0	0
G. Odum	5	5	0	0	0
D. Winters	5	4	1	0	0
E. Saubert	4	3	1	0	0
T. Bethune	3	1	2	0	1
D. Luter Jr.	3	1	2	1	0
J. Mahoney	3	1	2	0	0
P. Taylor Jr.	3	3	0	0	0
B. Willis	3	1	2	0	0
I. Guerendo	2	0	2	0	0
J. Graham	2	2	0	0	0
J. Tonges	2	2	0	0	0
I. Yiadom	2	2	0	1	1
A. Barrett	1	1	0	0	1
C. Conley	1	1	0	0	1
R. Green	1	1	0	0	0
N. McCloud	1	0	1	0	0
M. Mustapha	1	1	0	0	0
C. Robinson	1	1	0	0	0
M. Wishnowsky	1	1	0	0	0
M. Wright	1	1	0	0	0
R. Ya-Sin	1	1	0	0	0
TOTALS	58	40	18	2	4

SACKS (36.0)

N. Bosa (9.0) – 2.0 at Min., 1.0 vs. NE, 0.5 vs. KC, 1.0 vs. Dal., 1.0 at TB, 1.5 vs. Sea., 2.0 vs. Det.
L. Floyd (8.5) – 1.0 vs. NYJ, 1.0 vs. Arz., 1.0 vs. KC, 1.5 vs. Sea., 2.0 at GB, 2.0 vs. Chi.
M. Collins (5.0) – 1.0 at LAR, 1.5 vs. NE, 0.5 vs. KC, 1.0 at TB, 1.0 vs. Chi.
Y. Gross-Matos (4.0) – 1.0 vs. Sea., 3.0 vs. Chi.

K. Givens (3.5) – 1.0 at Min., 2.5 vs. NE
S. Okuyayinonu (3.0) – 1.0 at LAR, 1.0 at Sea., 1.0 vs. Dal.
E. Anderson (1.0) – 1.0 vs. NE
J. Hargrave (1.0) – 1.0 at LAR
F. Warner (1.0) – 1.0 at Min.

INTERCEPTIONS (11)

F. Warner (2) – 1–25 at Min., 1–45t vs. NE
D. Lenoir (2) – 1–33 vs. KC, 1–0 vs. Dal.
N. Bosa (1) – 1–30 vs. Arz.
J. Brown (1) – 1–0 vs. Dal.
K. Davis (1) – 1–2 vs. KC

D. Flannigan-Fowles (1) – 1–0 vs. NYJ
R. Green (1) – 1–20 at Sea.
M. Mustapha (1) – 1–1 at Sea.
I. Yiadom (1) – 1–11 vs. Sea.

SINGLE-GAME BESTS

Tackles: 15, by Fred Warner vs. LAR
Tackles For Loss: 4 by Nick Bosa vs. Det.
Sacks: 3.0 Yetur Gross-Matos vs. Chi.
Interceptions: 1, last by Isaac Yiadom vs. Sea.
Passes Defensed: 3, last by Renardo Green at Arz.
Forced Fumbles: 2 by Fred Warner at Min.
Fumble Recoveries: 1, last by Evan Anderson vs. Chi.
Special Teams Tackles: 3 by Robert Beal Jr. at Sea.

2024 SAN FRANCISCO 49ERS PARTICIPATION CHART

PLAYER	NYJ 9-9	at MIN 9-15	at LAR 9-22	NE 9-29	ARZ 10-6	at SEA 10-10	KC 10-20	DAL 10-27	at TB 11-10	SEA 11-17	at GB 11-24	at BUF 12-1	CHI 12-8	LAR 12-12	at MIA 12-22	DET 12-30	at ARZ 1-5	GP	GS	DNP	IA
Abanikanda, Israel	NR	NR	NR	NR	NR	NR	NR	NR	NR	NR	NR	NR	NR	NR	NR	NR	NR	0	0	0	0
Aiyuk, Brandon*	WR	WR	WR	WR	WR	WR	WR	WR	WR	WR	WR	WR	WR	WR	WR	WR	WR	0	0	0	0
Alarcon, Isaac	PS	PS	PS	PS	PS	PS	PS	PS	PS	PS	PS	PS	PS	PS	PS	PS	PS	0	0	0	0
Allen, Brandon	PS	DNP	DNP	DNP	DNP	DNP	DNP	DNP	DNP	DNP	DNP	DNP	DNP	DNP	DNP	DNP	DNP	3	1	0	12
Amos, Adrian	NR	NR	NR	NR	NR	NR	NR	NR	NR	NR	NR	NR	NR	NR	NR	NR	NR	0	0	0	0
Anderson, Evan	PS	PS	PS	PS	PS	PS	PS	PS	PS	PS	PS	PS	PS	PS	PS	PS	PS	12	0	0	0
Avery, Tre	NR	NR	NR	NR	NR	NR	NR	NR	NR	NR	NR	NR	NR	NR	NR	NR	NR	0	0	0	0
Banks, Aaron*	LG	LG	LG	LG	LG	LG	LG	LG	LG	LG	LG	LG	LG	LG	LG	LG	LG	13	0	0	0
Barrett, Alex	PS	PS	PS	PS	PS	PS	PS	PS	PS	PS	PS	PS	PS	PS	PS	PS	PS	3	3	0	0
Bartch, Ben*	IA	IA	IA	IA	IA	IA	IA	IA	IA	IA	IA	IA	IA	IA	IA	IA	IA	2	0	0	0
Beal Jr., Robert	PS	PS	PS	PS	PS	PS	PS	PS	PS	PS	PS	PS	PS	PS	PS	PS	PS	14	0	0	0
Bell, Ronnie	PS	PS	PS	PS	PS	PS	PS	PS	PS	PS	PS	PS	PS	PS	PS	PS	PS	9	0	0	0
Bethune, Tatum	PS	PS	PS	PS	PS	PS	PS	PS	PS	PS	PS	PS	PS	PS	PS	PS	PS	11	0	0	0
Bosa, Nick	LDE	LDE	LDE	LDE	LDE	LDE	LDE	LDE	LDE	LDE	LDE	LDE	LDE	LDE	LDE	LDE	LDE	14	14	0	3
Brendel, Jake	C	C	C	C	C	C	C	C	C	C	C	C	C	C	C	C	C	17	17	0	0
Brown, J'Avir	CS	CS	CS	CS	CS	CS	CS	CS	CS	CS	CS	CS	CS	CS	CS	CS	CS	0	0	0	0
Brown, Shakel	NR	NR	NR	NR	NR	NR	NR	NR	NR	NR	NR	NR	NR	NR	NR	NR	NR	0	0	0	0
Burford, Spencer*	P	P	P	P	P	P	P	P	P	P	P	P	P	P	P	P	P	15	15	0	0
Campbell Sr., De Vondre^	WILL	WILL	WILL	WILL	WILL	WILL	WILL	WILL	WILL	WILL	WILL	WILL	WILL	WILL	SUS	SUS	SUS	13	0	0	0
Carlson, Anders	NR	NR	NR	NR	NR	NR	NR	NR	NR	NR	NR	NR	NR	NR	NR	NR	NR	2	0	0	0
Collins, Malik	LDT	LDT	LDT	LDT	LDT	LDT	LDT	LDT	LDT	LDT	LDT	LDT	LDT	LDT	LDT	LDT	LDT	17	17	0	0
Conley, Chris	PS	PS	PS	PS	PS	PS	PS	PS	PS	PS	PS	PS	PS	PS	PS	PS	PS	15	0	0	0
Cowling, Jacob	PS	PS	PS	PS	PS	PS	PS	PS	PS	PS	PS	PS	PS	PS	PS	PS	PS	15	0	0	0
Davis, Kalii	IR	IR	IR	IR	IR	IR	IR	IR	IR	IR	IR	IR	IR	IR	IR	IR	IR	3	0	0	0
Davis, Khalil	NR	NR	NR	NR	NR	NR	NR	NR	NR	NR	NR	NR	NR	NR	NR	NR	NR	2	0	0	0
Dobbs, Joshua	IA	IA	IA	IA	IA	IA	IA	IA	IA	IA	IA	IA	IA	IA	IA	IA	IA	0	0	0	0
Eiselen, Dieter	NR	NR	NR	NR	NR	NR	NR	NR	NR	NR	NR	NR	NR	NR	NR	NR	NR	0	0	0	0
Elliott, Jordan	P	P	P	P	P	P	P	P	P	P	P	P	P	P	P	P	P	15	13	0	0
Feliciano, Jon*	IR	IR	IR	IR	IR	IR	IR	IR	IR	IR	IR	IR	IR	IR	IR	IR	IR	0	0	0	0
Flannigan-Fowles, Demetrius*	SAM	SAM	SAM	SAM	SAM	SAM	SAM	SAM	SAM	SAM	SAM	SAM	SAM	SAM	SAM	SAM	SAM	12	3	0	0
Floyd, Leonard	RDE	RDE	RDE	RDE	RDE	RDE	RDE	RDE	RDE	RDE	RDE	RDE	RDE	RDE	RDE	RDE	RDE	17	17	0	0
Gage Jr., Russell	NR	NR	NR	NR	NR	NR	NR	NR	NR	NR	NR	NR	NR	NR	NR	NR	NR	0	0	0	0
Garvin, Jonathan	PS	PS	PS	PS	PS	PS	PS	PS	PS	PS	PS	PS	PS	PS	PS	PS	PS	0	0	0	0
Gipson Sr., Tashaun	NR	NR	NR	NR	NR	NR	NR	NR	NR	NR	NR	NR	NR	NR	NR	NR	NR	0	0	0	0
Givens, Kevin*	PS	PS	PS	PS	PS	PS	PS	PS	PS	PS	PS	PS	PS	PS	PS	PS	PS	0	0	0	0
Graham, Jalen	NR	NR	NR	NR	NR	NR	NR	NR	NR	NR	NR	NR	NR	NR	NR	NR	NR	0	0	0	0
Green, Renardo	PUP	PUP	PUP	PUP	PUP	PUP	PUP	PUP	PUP	PUP	PUP	PUP	PUP	PUP	PUP	PUP	PUP	17	0	0	0
Greenlaw, Dre	PS	PS	PS	PS	PS	PS	PS	PS	PS	PS	PS	PS	PS	PS	PS	PS	PS	0	0	0	0
Gross-Matos, Yetur	IA	IA	IA	IA	IA	IA	IA	IA	IA	IA	IA	IA	IA	IA	IA	IA	IA	11	0	0	0
Guereño, Isaac	PS	PS	PS	PS	PS	PS	PS	PS	PS	PS	PS	PS	PS	PS	PS	PS	PS	0	0	0	0
Gutierrez, Sebastian	NR	NR	NR	NR	NR	NR	NR	NR	NR	NR	NR	NR	NR	NR	NR	NR	NR	0	0	0	0
Hargrave, Javon*	RDT	RDT	RDT	RDT	RDT	RDT	RDT	RDT	RDT	RDT	RDT	RDT	RDT	RDT	RDT	RDT	RDT	0	0	0	0
Heck, Charlie	NR	NR	NR	NR	NR	NR	NR	NR	NR	NR	NR	NR	NR	NR	NR	NR	NR	0	0	0	0
Hennessy, Matt	NR	NR	NR	NR	NR	NR	NR	NR	NR	NR	NR	NR	NR	NR	NR	NR	NR	0	0	0	0
Hubbard, Chris	NR	PS	PS	PS	PS	PS	PS	PS	PS	PS	PS	PS	PS	PS	PS	PS	PS	0	0	0	0
Hufanga, Ialanoa	IA	SS	SS	SS	SS	SS	SS	SS	SS	SS	SS	SS	SS	SS	SS	SS	SS	0	0	0	0
Jackson, Drake	PUP	PUP	PUP	PUP	PUP	PUP	PUP	PUP	PUP	PUP	PUP	PUP	PUP	PUP	PUP	PUP	PUP	0	0	0	0
Jackson, Tarron	NR	NR	NR	NR	NR	NR	NR	NR	NR	NR	NR	NR	NR	NR	NR	NR	NR	0	0	0	0
Jennings, Jauan	PS	PS	PS	PS	PS	PS	PS	PS	PS	PS	PS	PS	PS	PS	PS	PS	PS	15	10	0	0
Johnson, Zack	NR	NR	NR	NR	NR	NR	NR	NR	NR	NR	NR	NR	NR	NR	NR	NR	NR	0	0	0	0
Juszczyk, Kyle	FB	FB	FB	FB	FB	FB	FB	FB	FB	FB	FB	FB	FB	FB	FB	FB	FB	17	15	0	0
Kittle, George	TE	TE	TE	TE	TE	TE	TE	TE	TE	TE	TE	TE	TE	TE	TE	TE	TE	15	15	0	0
Lenoir, Deionmodore	RCB	RCB	RCB	RCB	RCB	RCB	RCB	RCB	RCB	RCB	RCB	RCB	RCB	RCB	RCB	RCB	RCB	15	15	0	0
Lucas, Chase	PS	PS	PS	PS	PS	PS	PS	PS	PS	PS	PS	PS	PS	PS	PS	PS	PS	0	0	0	0
Luter Jr., Darrell*	PS	PS	PS	PS	PS	PS	PS	PS	PS	PS	PS	PS	PS	PS	PS	PS	PS	0	0	0	0
Mahoney, Jaylen	PS	PS	PS	PS	PS	PS	PS	PS	PS	PS	PS	PS	PS	PS	PS	PS	PS	0	0	0	0
Marshall Jr., Terrace	PS	PS	PS	PS	PS	PS	PS	PS	PS	PS	PS	PS	PS	PS	PS	PS	PS	0	0	0	0
Mason, Jordan*	RCB	RCB	RCB	RCB	RCB	RCB	RCB	RCB	RCB	RCB	RCB	RCB	RCB	RCB	RCB	RCB	RCB	12	6	0	0
McGaffrey, Christian*	NR	NR	NR	NR	NR	NR	NR	NR	NR	NR	NR	NR	NR	NR	NR	NR	NR	0	0	0	0
McCloud, Nick	NR	NR	NR	NR	NR	NR	NR	NR	NR	NR	NR	NR	NR	NR	NR	NR	NR	0	0	0	0
McGill Jr., T.Y.	NR	NR	NR	NR	NR	NR	NR	NR	NR	NR	NR	NR	NR	NR	NR	NR	NR	0	0	0	0
McKivitz, Colton	RT	RT	RT	RT	RT	RT	RT	RT	RT	RT	RT	RT	RT	RT	RT	RT	RT	17	17	0	0
Mitchell, Elijah*	IR	IR	IR	IR	IR	IR	IR	IR	IR	IR	IR	IR	IR	IR	IR	IR	IR	0	0	0	0
Moody, Jake	PS	PS	PS	PS	PS	PS	PS	PS	PS	PS	PS	PS	PS	PS	PS	PS	PS	14	0	0	0
Moore, Jaylon*	PS	PS	PS	PS	PS	PS	PS	PS	PS	PS	PS	PS	PS	PS	PS	PS	PS	0	0	0	0
Mordecai, Tanner	PS	PS	PS	PS	PS	PS	PS	PS	PS	PS	PS	PS	PS	PS	PS	PS	PS	0	0	0	0
Mustapha, Malik	PS	PS	PS	PS	PS	PS	PS	PS	PS	PS	PS	PS	PS	PS	PS	PS	PS	0	0	0	0
Nugent, Drake	PS	PS	PS	PS	PS	PS	PS	PS	PS	PS	PS	PS	PS	PS	PS	PS	PS	16	12	0	0
O'Donnell, Pat	NR	NR	NR	NR	NR	NR	NR	NR	NR	NR	NR	NR	NR	NR	NR	NR	NR	0	0	0	0
Odum, George*	SS	SS	SS	SS	SS	SS	SS	SS	SS	SS	SS	SS	SS	SS	SS	SS	SS	12	0	0	0
Okuayinonu, Sam	PS	PS	PS	PS	PS	PS	PS	PS	PS	PS	PS	PS	PS	PS	PS	PS	PS	16	0	0	0
Owens, Terique	NR	NR	NR	NR	NR	NR	NR	NR	NR	NR	NR	NR	NR	NR	NR	NR	NR	0	0	0	0
Pearsall, Ricky	NFI	NFI	NFI	NFI	NFI	NFI	NFI	NFI	NFI	NFI	NFI	NFI	NFI	NFI	NFI	NFI	NFI	11	4	0	0
Pepper, Taybor	PS	PS	PS	PS	PS	PS	PS	PS	PS	PS	PS	PS	PS	PS	PS	PS	PS	17	0	0	0
Pleasants, Austen	NR	NR	NR	NR	NR	NR	NR	NR	NR	NR	NR	NR	NR	NR	NR	NR	NR	0	0	0	0
Pline, Mason	PS	PS	PS	PS	PS	PS	PS	PS	PS	PS	PS	PS	PS	PS	PS	PS	PS	0	0	0	0
Puni, Dominick	RCB	RCB	RCB	RCB	RCB	RCB	RCB	RCB	RCB	RCB	RCB	RCB	RCB	RCB	RCB	RCB	RCB	17	17	0	0
Purdy, Brock	QB	QB	QB	QB	QB	QB	QB	QB	QB	QB	QB	QB	QB	QB	QB	QB	QB	15	15	0	0
Robinson, Curtis*	PS	PS	PS	PS	PS	PS	PS	PS	PS	PS	PS	PS	PS	PS	PS	PS	PS	0	0	0	0
Samuel Sr., Deebo	WR	WR	IA	WR	WR	WR	WR	WR	WR	WR	WR	WR	WR	WR	WR	WR	WR	13	15	0	0
Saubert, Eric	PS	PS	PS	PS	PS	PS	PS	PS	PS	PS	PS	PS	PS	PS	PS	PS	PS	0	0	0	0
Silvera, Nesta Jade	NR	NR	NR	NR	NR	NR	NR	NR	NR	NR	NR	NR	NR	NR	NR	NR	NR	0	0	0	0
Taylor Jr., Patrick	PS	PS	PS	PS	PS	PS	PS	PS	PS	PS	PS	PS	PS	PS	PS	PS	PS	13	0	0	0
Taylor, Trent	IR	IR	IR	IR	IR	IR	IR	IR	IR	IR	IR	IR	IR	IR	IR	IR	IR	0	0	0	0
Thomas, Ambry	PS	PS	PS	PS	PS	PS	PS	PS	PS	PS	PS	PS	PS	PS	PS	PS	PS	0	0	0	0
Tonges, Jake																					

2024 SAN FRANCISCO 49ERS GAME-BY-GAME STARTERS

OFFENSE

Opp	WR	LT	LG	C	RG	RT	TE	WR	FB	RB	QB	Other
NYJ	Aiyuk	Williams	Banks	Brendel	Puni	McKivitz	Kittle	Samuel Sr.	Juszczyk	Mason	Purdy	
at MIN	Aiyuk	Williams	Banks	Brendel	Puni	McKivitz	Kittle	Samuel Sr.	Juszczyk	Mason	Purdy	
at LAR	Aiyuk	Williams	Banks	Brendel	Puni	McKivitz	Saubert	Jennings	Juszczyk	Mason	Purdy	
NE	Aiyuk	Williams	Banks	Brendel	Puni	McKivitz	Kittle	Samuel Sr.	Juszczyk		Purdy	Jennings (WR)
ARZ	Aiyuk	Williams	Banks	Brendel	Puni	McKivitz	Kittle	Samuel Sr.	Juszczyk	Mason	Purdy	
at SEA	Aiyuk	Williams	Banks	Brendel	Puni	McKivitz	Kittle	Samuel Sr.		Mason	Purdy	Saubert (TE)
KC	Aiyuk	Williams	Banks	Brendel	Puni	McKivitz	Kittle	Samuel Sr.	Juszczyk	Mason	Purdy	
DAL	Conley	Williams	Banks	Brendel	Puni	McKivitz	Kittle	Samuel Sr.	Juszczyk		Purdy	Pearsall (WR)
at TB	Jennings	Williams	Banks	Brendel	Puni	McKivitz	Kittle	Samuel Sr.		McCaffrey	Purdy	Pearsall (WR)
SEA	Jennings	Williams	Banks	Brendel	Puni	McKivitz	Saubert	Samuel Sr.	Juszczyk	McCaffrey	Purdy	
at GB	Jennings	Moore	Banks	Brendel	Puni	McKivitz	Kittle	Samuel Sr.	Juszczyk	McCaffrey	Allen	
at BUF	Jennings	Moore	Bartch	Brendel	Puni	McKivitz	Kittle	Samuel Sr.	Juszczyk	McCaffrey	Purdy	
CHI	Jennings	Moore	Bartch	Brendel	Puni	McKivitz	Kittle	Samuel Sr.	Juszczyk	Guerendo	Purdy	
LAR	Jennings	Moore	Banks	Brendel	Puni	McKivitz	Kittle	Samuel Sr.	Juszczyk	Guerendo	Purdy	
at MIA	Jennings	Moore	Banks	Brendel	Puni	McKivitz	Kittle	Samuel Sr.	Juszczyk	Taylor Jr.	Purdy	
DET	Conley	Heck	Zakelj	Brendel	Puni	McKivitz	Kittle	Pearsall	Juszczyk	Samuel Sr.	Purdy	
at ARZ	Jennings	Heck	Zakelj	Brendel	Puni	McKivitz	Kittle	Pearsall	Juszczyk	Guerendo	Dobbs	

DEFENSE

Opp	LDE	LDT	RDT	RDE	SAM	MIKE	WILL	LCB	RCB	SS	FS	Other
NYJ	Bosa	Collins	Hargrave	Floyd	Flannigan–Fowles	Warner	Campbell Sr.	Ward	Lenoir	Odum	Brown	
at MIN	Bosa	Collins	Hargrave	Floyd	Flannigan–Fowles	Warner	Campbell Sr.	Ward	Lenoir	Odum	Brown	
at LAR	Bosa	Collins	Hargrave	Floyd		Warner		Ward	Yiadam	Hufanga	Brown	Elliott (LDT) & Lenoir (NB)
NE	Bosa	Collins	Elliott	Floyd	Flannigan–Fowles	Warner	Campbell Sr.	Ward	Lenoir	Mustapha	Brown	
ARZ	Bosa	Collins	Elliott	Floyd	Winters	Warner	Campbell Sr.	Ward	Lenoir	Hufanga	Brown	
at SEA	Bosa	Collins	Givens	Floyd	Winters	Warner	Campbell Sr.	Yiadam	Lenoir	Mustapha	Brown	
KC	Bosa	Collins	Elliott	Floyd	Winters	Warner	Campbell Sr.	Ward	Lenoir	Mustapha	Brown	
DAL	Bosa	Collins	Elliott	Floyd	Winters	Warner	Campbell Sr.	Ward	Lenoir	Mustapha	Brown	
at TB	Bosa	Collins	Elliott	Floyd		Warner	Campbell Sr.	Yiadam	Green	Mustapha	Brown	Lenoir (NB)
SEA	Bosa	Collins	Elliott	Floyd	Winters	Warner	Campbell Sr.	Green	Lenoir	Mustapha	Brown	
at GB	Floyd	Collins	Elliott	Okuayinonu		Warner	Campbell Sr.	Yiadam	Green	Mustapha	Brown	Lenoir (NB)
at BUF	Floyd	Collins	Anderson	Okuayinonu	Winters	Warner	Campbell Sr.	Ward	Green	Mustapha	Brown	
CHI	Floyd	Collins	Elliott	Okuayinonu	Winters	Warner	Campbell Sr.	Ward	Lenoir	Hufanga	Mustapha	
LAR	Bosa	Collins	Elliott	Floyd		Warner	Greenlaw	Ward	Green	Hufanga	Brown	Lenoir (NB)
at MIA	Floyd	Elliott	Collins	Bosa	Winters	Warner	Greenlaw	Ward	Lenoir	Hufanga	Mustapha	
DET	Floyd	Elliott	Collins	Bosa		Warner	Winters	Yiadam	Green	Hufanga	Mustapha	Lenoir (NB)
at ARZ	Floyd	Collins	Elliott	Bosa	Bethune	Warner	Winters	Ward	Green	Hufanga	Mustapha	

INACTIVES

Opp	
NYJ	Dobbs/McCaffrey/Luter Jr./Hufanga/Winters/Bartch/Gross–Matos
at MIN	Dobbs/Luter Jr./Hufanga/Winters/Bartch
at LAR	Samuel Sr./Dobbs/Luter Jr./Bethune/Bartch/Kittle
NE	Dobbs/Bell/Luter Jr./Hufanga/Bartch
ARZ	Dobbs/Conley/Cowing/Luter Jr./Flannigan–Fowles/Bartch
at SEA	Moody/Dobbs/Ward/Willis/Flannigan–Fowles/Bartch/Elliott
KC	Moody/Dobbs/Willis/Jennings/Graham/Bartch
DAL	Moody/Dobbs/Jennings/Ya–Sin/Graham/Bartch/Givens
at TB	Dobbs/Ward/Willis/Conley/Bartch/Givens
SEA	Dobbs/Ward/Bell/Kh. Davis/Bartch/Kittle/Givens
at GB	Ward/Purdy/Cowing/Kh. Davis/Williams/Givens/Bosa
at BUF	Lenoir/Allen/Flannigan–Fowles/Banks/Williams/Elliott/Bosa
CHI	Dobbs/Ya–Sin/Flannigan–Fowles/Abanikanda/Banks/Williams/Bosa
LAR	Dobbs/Mustapha/Ya–Sin/Abanikanda/Kh. Davis/Williams
at MIA	Dobbs/Guerendo/Ya–Sin/Kh. Davis/Beal Jr./Williams/Tonges
DET	Ward/Allen/Abanikanda/Kh. Davis/Beal Jr./Greenlaw/Burford
at ARZ	Samuel Sr./Lenoir/Purdy/Abanikanda/Avery/Kh. Davis/Beal Jr.

2024 SAN FRANCISCO 49ERS TRANSACTIONS

1-1	S Erik Harris and WR Tay Martin reverted back to the team's practice squad.	4-25	Selected WR Ricky Pearsall in the first round (31st overall) of the 2024 NFL Draft.
1-3	Opened the Injured Reserve practice window for WR Ray-Ray McCloud III.	4-26	Selected CB Renardo Green in the second round (64th overall) of the 2024 NFL Draft.
1-6	Activated WR Ray-Ray McCloud III to the active roster from the Injured Reserve List. Placed TE Ross Dwelley on the Injured Reserve List. Activated S Tayler Hawkins and RB Jeremy McNichols from the team's practice squad (standard elevations).		Selected OL Dominick Puni in the third round (86th overall) of the 2024 NFL Draft.
1-8	S Tayler Hawkins and RB Jeremy McNichols reverted back to the team's practice squad.		Traded 2024 2nd round (63rd) and 2024 6th round compensatory (211th) picks to Kansas City for 2024 2nd round (64th) and 2024 5th round (173rd) picks.
1-10	Placed S Tayler Hawkins and CB Jason Verrett on the Practice Squad Injured Reserve List. Signed CB Terrance Mitchell and DL Sam Okuayinonu to the team's practice squad.	4-27	Traded 2024 3rd round (94th) and 2024 4th round compensatory (132nd) picks to Philadelphia for 2024 3rd round (86th) pick.
1-16	Signed DL Austin Bryant to the team's practice squad. Released RB Jeremy McNichols from the team's practice squad.		Selected S Malik Mustapha in the fourth round (124th overall) of the 2024 NFL Draft.
1-20	Placed DL Clelin Ferrell on the Injured Reserve List. Activated S George Odum to the active roster from the Injured Reserve List. Activated DL Alex Barrett and DL T.Y. McGill from the team's practice squad (standard elevations).		Selected RB Isaac Guerendo in the fourth round (129th overall) of the 2024 NFL Draft.
1-22	DL Alex Barrett and DL T.Y. McGill reverted back to the team's practice squad.		Selected WR Jacob Cowing in the fourth round (135th overall) of the 2024 NFL Draft.
1-23	Signed OL Isaac Alarcon to a Reserve/Future contract.		Selected OL Jarrett Kingston in the sixth round (215th overall) of the 2024 NFL Draft.
1-27	Activated LB Curtis Robinson and WR Willie Snead IV from the team's practice squad (standard elevations).		Selected LB Tatum Bethune in the seventh round (251st overall) of the 2024 NFL Draft.
1-29	LB Curtis Robinson and WR Willie Snead IV reverted back to the team's practice squad.		Traded 2024 5th round (173rd, from Kansas City) and 2024 5th round compensatory (176th) picks to New York Jets for 2024 4th round (129th) pick.
2-10	Activated DL Alex Barrett and DL T.Y. McGill from the team's practice squad (standard elevations).	5-8	Waived DL Spencer Waage.
2-12	DL Alex Barrett and DL T.Y. McGill reverted back to the team's practice squad.	5-10	Signed the following draft picks to four-year deals: CB Renardo Green, OL Dominick Puni, S Malik Mustapha, RB Isaac Guerendo, WR Jacob Cowing and LB Tatum Bethune. Signed the following eight undrafted rookie free agents: DL Evan Anderson, S Jaylen Mahoney, OL Briason Mays, QB Tanner Mordecai, OL Drake Nugent, WR Terique Owens, TE Mason Pline and RB Cody Schrader.
2-13	Signed the following nine free agents: OL Sebastian Gutierrez, DB Kemon Hall, S Erik Harris, S Tayler Hawkins, WR Tay Martin, DL Sam Okuayinonu, LB Curtis Robinson, TE Jake Tonges and DL Spencer Waage.	5-14	Signed DL Shakel Brown and OL Chris Hubbard to one-year deals. Waived DL Earnest Brown IV and OL Corey Luciano.
2-14	Signed the following four free agents: DL Alex Barrett, DL Austin Bryant, OL Corey Luciano and DL T.Y. McGill.	5-15	Signed sixth-round draft pick OL Jarret Kingston to a four-year deal.
2-15	Signed DL Earnest Brown IV and DL Raymond Johnson III to one-year deals.	5-29	Signed WR Jauan Jennings to a one-year extension through the 2025 season.
2-23	Released CB Isaiah Oliver.	6-3	Waived DL Raymond Johnson III.
3-11	Tendered a one-year contract to restricted free agent WR Jauan Jennings.	6-4	Signed TE Logan Thomas to a one-year deal. Signed RB Christian McCaffrey to a two-year extension through the 2027 season.
3-12	Signed OL Ben Bartch to a one-year extension.	6-21	Signed WR Ricky Pearsall to a four-year deal.
3-13	Released DL Arik Armstead. Re-signed QB Brandon Allen to a one-year deal. Signed OL Colton McKivitz to a one-year extension through the 2025 season and signed S George Odum to a two-year extension through the 2026 season.	7-16	Placed WR Ricky Pearsall on the Active/Non-Football Injury List.
3-14	Acquired DL Maliek Collins from the Houston Texans in exchange for the first of the team's two 2024 seventh-round Draft picks. Signed DL Jordan Elliott and DL Yetur Gross-Matos to two-year deals. Re-signed DL Kevin Givens to a one-year deal.	7-24	Placed LB Dre Greenlaw, S Talanoa Hufanga & DL Drake Jackson on the Active/Physically Unable to Perform List.
3-15	Re-signed LB Demetrius Flannigan-Fowles to a one-year deal.	7-25	Signed WR Malik Turner to a one-year deal. Placed T Trent Williams on the Reserve/Did Not Report List.
3-16	Re-signed WR Chris Conley to a one-year deal.	7-27	Signed WR Frank Darby to a one-year deal. Waived CB Kemon Hall.
3-18	Signed DL Leonard Floyd to a two-year deal. Signed LB De'Vondre Campbell, CB Chase Lucas, OL Brandon Parker and CB Isaac Yiadom to one-year deals. Re-signed OL Jon Feliciano to a one-year deal.	7-29	Activated WR Ricky Pearsall from the Active/Non-Football Injury List.
3-19	Signed QB Joshua Dobbs to a one-year deal.	8-2	Signed OL Pat Elflein to a one-year deal. Waived OL Briason Mays.
3-20	Signed LB Ezekiel Turner to a one-year deal.	8-5	Signed OL Lewis Kidd to a one-year deal. Placed OL Pat Elflein on the Injured Reserve List.
4-8	Signed TE Eric Saubert and RB Patrick Taylor Jr. to one-year deals.	8-6	Signed RB Matt Breida to a one-year deal. Placed WR Malik Turner on the Injured Reserve List.
4-11	Signed CB Rock Ya-Sin to a one-year deal.	8-7	Signed WR Jontre Kirklín and RB Ke'Shawn Vaughn to one-year deals. Waived S Erik Harris and WR Terique Owens. Waived/Injured WR Terique Owens.
4-16	Signed WR Trent Taylor to a one-year deal.	8-8	Signed S Tracy Walker III to a one-year deal. Placed DL Drake Jackson on the Reserve/Physically Unable to Perform List.
		8-9	Signed DL Jonathan Garvin and P Pressley Harvin III to one-year deals. Placed DL Austin Bryant on the Injured Reserve List. Released TE Logan Thomas.

2024 SAN FRANCISCO 49ERS TRANSACTIONS

8-12	Signed WR Robbie Chosen to a one-year deal. Waived/Injured WR Frank Darby.	9-25	Signed DL Shakel Brown to the team's practice squad.
8-14	Signed DL Nick Williams to a one-year deal. Released LB Ezekiel Turner.	9-28	Promoted DL Sam Okuayinonu to the active roster from the team's practice squad. Placed DL Javon Hargrave and LB Curtis Robinson on the Injured Reserve List.
8-22	Signed TE Logan Thomas to a one-year deal. Waived/Injured S Tayler Hawkins.		Activated DL Evan Anderson and S Jaylen Mahoney from the team's practice squad (standard elevations).
8-26	Waived P Pressley Harvin III, OL Lewis Kidd and WR Jontre Kirkin.	9-30	DL Evan Anderson and S Jaylen Mahoney reverted back to the team's practice squad.
8-27	Released the following players: OL Ben Bartch, WR Robbie Chosen, OL Chris Hubbard, DL T.Y. McGill Jr., OL Brandon Parker, TE Eric Saubert, WR Trent Taylor, TE Logan Thomas, S Tracy Walker III, DL Nick Williams and CB Rock Ya-Sin. Waived the following players: OL Isaac Alarcon, DL Evan Anderson, DL Alex Barrett, DL Shakel Brown, DL Jonathan Garvin, LB Jalen Graham, WR Danny Gray, OL Sebastian Gutierrez, OL Jarrett Kingston, TE Cameron Latu, CB Chase Lucas, S Jaylen Mahoney, WR Tay Martin, QB Tanner Mordecai, OL Drake Nugent, TE Mason Pline, RB Cody Schrader, TE Brayden Willis and CB Samuel Womack III." Placed DL Kalia Davis and RB Elijah Mitchell on the Injured Reserve List. Designated DL Kalia Davis for return. Placed LB Dre Greenlaw on the Reserve/Physically Unable to Perform List. Activated S Talanoa Hufanga from the Active/Physically Unable to Perform List.	10-1	Signed LB Jalen Graham to a one-year deal.
		10-2	Signed DL Jonathan Garvin and WR Terique Owens to the team's practice squad. Opened the Injured Reserve practice window for DL Kalia Davis.
8-28	Signed the following players to the team's practice squad: OL Isaac Alarcon, DL Evan Anderson, DL Alex Barrett, DL Jonathan Garvin, OL Sebastian Gutierrez, CB Chase Lucas, S Jaylen Mahoney, WR Tay Martin, DL T.Y. McGill Jr., QB Tanner Mordecai, OL Drake Nugent, TE Mason Pline, WR Trent Taylor, S Tracy Walker III and TE Brayden Willis. Placed OL Jon Feliciano and CB Ambry Thomas on the Injured Reserve List. Re-signed OL Ben Bartch, TE Eric Saubert and CB Rock Ya-Sin to one-year deals. Released DL Sam Okuayinonu.	10-5	Activated DL Kalia Davis to the active roster from the Injured Reserve List. Placed DL Yetur Gross-Matos on the Injured Reserve List. Activated DL T.Y. McGill Jr. and WR Trent Taylor from the team's practice squad (standard elevations).
8-29	Signed WR Terrace Marshall Jr. and RB Ke'Shawn Vaughn to the team's practice squad.	10-7	DL T.Y. McGill Jr. and WR Trent Taylor reverted back to the team's practice squad.
8-30	Signed WR Brandon Aiyuk to a four-year extension through the 2028 season.	10-8	Signed K Matthew Wright to a one-year deal.
9-2	Signed OL Brandon Parker to a one-year deal. Placed WR Ricky Pearsall on the Reserve/Non-Football Injury List. Signed DL Sam Okuayinonu to the team's practice squad. Released OL Sebastian Gutierrez.	10-9	Promoted TE Brayden Willis to the active roster from the team's practice squad. Placed S Talanoa Hufanga on the Injured Reserve List.
9-3	Signed LB DaShaun White to the team's practice squad. Released WR Tay Martin.	10-10	Activated DL Evan Anderson and S Jaylen Mahoney from the team's practice squad (standard elevations).
9-9	Activated T Trent Williams to the active roster. Released OL Brandon Parker. Activated DL Sam Okuayinonu and S Tracy Walker III from the team's practice squad (standard elevations).	10-11	DL Evan Anderson and S Jaylen Mahoney reverted back to the team's practice squad.
9-10	DL Sam Okuayinonu and S Tracy Walker III reverted back to the team's practice squad.	10-14	Opened the Non-Football Injury List practice window for WR Ricky Pearsall.
9-11	Signed OL Chris Hubbard to the team's practice squad. Released DL Jonathan Garvin.	10-15	Signed S Adrian Amos and K Anders Carlson to the team's practice squad. Released WR Terrace Marshall Jr. from the team's practice squad.
9-14	Placed RB Christian McCaffrey on the Injured Reserve List. Activated S Tracy Walker III from the team's practice squad (standard elevation).	10-19	Activated WR Ricky Pearsall from the Active/Non-Football Injury List. Placed K Matthew Wright on the Injured Reserve List. Activated K Anders Carlson and S Jaylen Mahoney from the team's practice squad (standard elevations).
9-16	S Tracy Walker III reverted back to the team's practice squad.	10-21	K Anders Carlson and S Jaylen Mahoney reverted back to the team's practice squad.
9-21	Activated DL Sam Okuayinonu and TE Brayden Willis from the team's practice squad (standard elevations).	10-23	Promoted DL Evan Anderson to the active roster from the team's practice squad. Signed OL Dieter Eiselen and WR Malik Turner to the team's practice squad. Placed WR Brandon Aiyuk on the Injured Reserve List.
9-23	DL Sam Okuayinonu and TE Brayden Willis reverted back to the team's practice squad.	10-24	Signed DL Nesta Jade Silvera to the team's practice squad. Released DL Jonathan Garvin from the team's practice squad.
9-24	Released S Tracy Walker III from the team's practice squad.	10-26	Activated S Adrian Amos and K Anders Carlson from the team's practice squad (standard elevations).
		10-28	S Adrian Amos and K Anders Carlson reverted back to the team's practice squad.
		11-4	Opened the Injured Reserve practice windows for OL Jon Feliciano and RB Christian McCaffrey.
		11-5	Waived LB Jalen Graham. Released K Anders Carlson from the team's practice squad.
		11-6	Acquired DL Khalil Davis from the Houston Texans in exchange for a 2026 seventh-round Draft pick. Signed WR Russell Gage Jr. and S Tashaun Gipson Sr. to the team's practice squad. Released WR Malik Turner from the team's practice squad.
		11-7	Signed LB Jalen Graham to the team's practice squad. Released OL Dieter Eiselen from the team's practice squad.
		11-8	Waived RB Patrick Taylor Jr.

2024 SAN FRANCISCO 49ERS TRANSACTIONS

11-9	Activated RB Christian McCaffrey to the active roster from the Injured Reserve List. Activated S Tashaun Gipson Sr. from the team's practice squad (standard elevation).	12-9	LB Jalen Graham and RB Ke'Shawn Vaughn reverted back to the team's practice squad.
11-11	S Tashaun Gipson Sr. reverted back to the team's practice squad. Signed CB Nick McCloud to the team's practice squad. Released S Adrian Amos from the team's practice squad.	12-12	Activated LB Dre Greenlaw to the active roster from the Reserve/Physically Unable to Perform List. Placed OL Ben Bartch on the Injured Reserve List. Activated RB Ke'Shawn Vaughn from the team's practice squad (standard elevation).
11-12	Signed RB Patrick Taylor Jr. to the team's practice squad. Released RB RB Ke'Shawn Vaughn from the team's practice squad.	12-13	RB Ke'Shawn Vaughn reverted back to the team's practice squad.
11-13	Signed P Pat O'Donnell to the team's practice squad. Released DL T.Y. McGill Jr. from the team's practice squad. Signed DB Deommodore Lenoir to a five-year extension through the 2029 season.	12-16	Placed LB De'Vondre Campbell Sr. on the Reserve/Suspended List.
11-15	Waived K Matthew Wright.	12-17	Waived CB Ambry Thomas. Signed OL Austen Pleasants and LB Chandler Wooten to the team's practice squad. Placed TE Mason Pline on the Practice Squad Injured Reserve List.
11-16	Promoted P Pat O'Donnell to the active roster from the team's practice squad. Placed CB Darrell Luter Jr. and P Mitch Wishnowsky on the Injured Reserve List. Activated DL Yetur Gross-Matos to the active roster from the Injured Reserve List. Activated S Tashaun Gipson Sr. and CB Nick McCloud from the team's practice squad (standard elevations).	12-21	Promoted LB Jalen Graham and OL Austen Pleasants to the active roster from the team's practice squad. Waived OL Sebastian Gutierrez. Activated DL Alex Barrett and RB Ke'Shawn Vaughn from the team's practice squad (standard elevations).
11-18	S Tashaun Gipson Sr. and CB Nick McCloud reverted back to the team's practice squad.	12-23	DL Alex Barrett and RB Ke'Shawn Vaughn reverted back to the team's practice squad.
11-20	Signed DL Jonathan Garvin to the team's practice squad.	12-25	Placed OL Jaylon Moore on the Injured Reserve List. Signed OL Charlie Heck to a one-year deal.
11-23	Promoted S Tashaun Gipson Sr. to the active roster from the team's practice squad. Placed LB Tatum Bethune on the Injured Reserve List. Activated LB Jalen Graham and CB Nick McCloud from the team's practice squad (standard elevations).	12-26	Placed T Trent Williams on the Injured Reserve List. Signed OL Matt Hennessy to a two-year deal. Signed OL Sebastian Gutierrez to the team's practice squad. Opened the Injured Reserve practice window for LB Tatum Bethune.
11-25	LB Jalen Graham and CB Nick McCloud reverted back to the team's practice squad.	12-30	Placed OL Aaron Banks on the Injured Reserve List. Activated LB Tatum Bethune to the active roster from the Injured Reserve List. Activated DL Alex Barrett and OL Drake Nugent from the team's practice squad (standard elevations). Claimed CB Tre Avery off waivers from the Tennessee Titans.
11-27	Signed OL Cameron Erving to the team's practice squad. Opened the Physically Unable to Perform List practice window for LB Dre Greenlaw.	12-31	Placed LB Dre Greenlaw on the Injured Reserve List. DL Alex Barrett and OL Drake Nugent reverted back to the team's practice squad. Signed OL Zack Johnson to the team's practice squad.
11-29	Waived WR Ronnie Bell. Signed OL Sebastian Gutierrez to the team's practice squad. Released OL Cameron Erving from the team's practice squad.	1-2-25	Signed DL Tarron Jackson to the team's practice squad.
11-30	Promoted CB Nick McCloud to the active roster from the team's practice squad. Activated LB Jalen Graham and OL Sebastian Gutierrez from the team's practice squad (standard elevations).	1-4-25	Placed OL Spencer Burford and LB Demetrius Flannigan-Fowles on the Injured Reserve List. Promoted DL Alex Barrett and LB DaShaun White to the active roster from the team's practice squad. Activated OL Drake Nugent and WR Trent Taylor from the team's practice squad (standard elevations).
12-2	LB Jalen Graham and OL Sebastian Gutierrez reverted back to the team's practice squad.	1-6-25	OL Drake Nugent and WR Trent Taylor reverted back to the team's practice squad. Signed the following 11 players to Reserve/Future contracts: DL Jonathan Garvin, OL Sebastian Gutierrez, DL Tarron Jackson, OL Zack Johnson, CB Chase Lucas, S Jaylen Mahoney, QB Tanner Mordecai, OL Drake Nugent, WR Terique Owens, TE Mason Pline and WR Trent Taylor.
12-3	Placed RB Christian McCaffrey on the Injured Reserve List. Claimed Israel Abanikanda off waivers from the New York Jets. Signed WR Ronnie Bell to the team's practice squad.		
12-4	Promoted RB Patrick Taylor Jr. to the active roster from the team's practice squad. Placed DL Kevin Givens on the Injured Reserve List. Signed RB Ke'Shawn Vaughn to the team's practice squad. Opened the Injured Reserve practice window for S Talanoa Hufanga.		
12-7	Promoted OL Sebastian Gutierrez to the active roster from the team's practice squad. Activated S Talanoa Hufanga from the Injured Reserve List. Placed RB Jordan Mason and S George Odum on the Injured Reserve List. Activated LB Jalen Graham and RB Ke'Shawn Vaughn from the team's practice squad (standard elevations).		

2024 49ERS OFFENSIVE GAME-BY-GAME TEAM STATISTICS

	NYJ	@Min.	@LAR	NE	Arz.	@Sea.	KC	Dal.	@TB	Sea.	@GB	@Buf.	Chi.	LAR	@Mia.	Det.	@Arz.	Totals
First Downs																		
Total	24	24	25	19	22	21	19	19	24	21	11	15	22	11	20	29	26	352
Rushing	10	5	8	6	9	9	7	10	3	9	3	10	8	4	3	7	9	120
Passing	12	17	13	12	13	10	8	9	17	10	8	4	13	7	16	19	16	204
Penalty	2	2	4	1	0	2	4	0	4	2	0	1	1	0	1	3	1	28

Third Down																		
Conversions	6	2	6	7	6	5	2	8	5	7	3	3	6	3	5	5	5	84
Attempts	13	10	11	13	11	12	11	16	11	11	10	10	12	12	13	8	13	197
Percentage	46.2	20.0	54.5	53.8	54.5	41.7	18.2	50.0	45.5	63.6	30.0	30.0	50.0	25.0	38.5	62.5	38.5	42.6

4th Down																		
Conversions	0	1	1	0	0	0	1	0	0	0	0	1	2	0	0	1	1	8
Attempts	0	3	1	0	1	0	1	1	0	0	2	1	2	0	1	1	2	16

Time of Possession																		
49ers	38:40	34:48	33:27	31:35	32:58	33:03	24:56	33:12	31:48	33:25	23:17	26:33	31:48	24:56	26:54	25:08	31:51	30:29

Total Net Yards																		
Plays	70	67	65	60	63	61	56	64	61	57	47	47	61	53	61	60	73	1,026
Yards	401	399	425	431	384	483	310	469	413	277	241	239	452	191	374	475	436	6,400
Average	5.7	6.0	6.5	7.2	6.1	7.9	5.5	7.3	6.8	4.9	5.1	5.1	7.4	3.6	6.1	7.9	6.0	6.2

Rushing																		
Attempts	38	25	34	32	26	33	24	36	22	27	16	27	34	19	18	18	28	457
Yards	180	102	137	148	153	228	101	223	75	131	44	153	131	63	81	75	138	2,163
Average	4.7	4.1	4.0	4.6	5.9	6.9	4.2	6.2	3.4	4.9	2.8	5.7	3.9	3.3	4.5	4.2	4.9	4.7

Passing																		
Net	221	297	288	283	231	255	209	246	338	146	197	86	321	128	293	400	298	4,237
Sacks	3	6	1	1	2	0	1	2	3	2	2	2	1	3	3	2	2	36
Yards	10	22	4	5	13	0	3	14	15	13	2	8	4	14	20	12	28	187
Gross	231	319	292	288	244	255	212	260	353	159	199	94	325	142	313	412	326	4,424
Attempts	29	36	30	27	35	28	31	26	36	28	29	18	26	31	40	40	43	533
Completions	19	28	22	15	19	18	17	18	25	21	17	11	20	14	26	30	29	349
Percentage	65.5	77.8	73.3	55.6	54.3	64.3	54.8	69.2	69.4	75.0	58.6	61.1	76.9	45.2	65.0	75.0	67.4	65.5
Interceptions	0	1	0	1	2	0	3	0	0	1	1	0	0	1	1	2	2	15

Punting																		
Number	1	3	2	3	1	4	4	4	1	3	3	3	2	7	4	0	2	47
Average	58.0	33.0	45.0	44.3	41.0	43.3	48.3	43.0	35.0	41.0	49.0	41.3	46.0	45.1	45.0	0.0	50.0	41.7
Net	54.0	29.7	26.0	31.3	40.0	43.3	34.5	39.8	35.0	34.3	42.3	35.3	39.0	43.7	41.3	0.0	38.0	35.7

Penalties																		
Number	4	4	7	6	4	5	6	9	6	9	9	2	7	4	11	5	13	111
Yards	40	30	111	43	21	34	40	73	49	54	77	10	31	25	90	30	85	843

Fumbles																		
Number	0	3	2	3	1	0	1	1	2	0	5	3	0	0	0	2	3	26
Lost	0	1	1	1	1	0	0	0	1	0	2	3	0	0	0	0	1	11

Red Zone																		
Number	5	4	3	4	6	5	4	4	3	3	1	3	6	0	5	5	2	63
Touchdowns	2	2	2	2	1	3	2	3	1	2	1	1	5	0	2	5	2	36
Field Goals	3	1	1	2	3	2	1	0	2	1	0	1	1	0	1	0	0	19

Touchdowns																		
Rushing	2	1	0	1	0	1	2	2	0	1	0	1	3	0	0	2	1	17
Passing	0	1	3	1	1	3	0	1	2	1	1	0	2	0	2	3	2	23
Returns	0	0	0	1	1	0	0	0	0	0	0	0	0	0	0	0	0	2

2024 49ERS DEFENSIVE GAME-BY-GAME TEAM STATISTICS

	NYJ	@Min.	@LAR	NE	Arz.	@Sea.	KC	Dal.	@TB	Sea.	@GB	@Buf.	Chi.	LAR	@Mia.	Det.	@Arz.	Totals
First Downs																		
Total	14	17	19	12	19	22	22	18	18	19	22	20	14	14	22	23	26	321
Rushing	3	8	8	2	9	3	11	3	6	8	12	12	4	8	6	7	8	118
Passing	11	9	8	8	10	18	11	13	8	10	9	7	10	6	13	16	14	181
Penalty	0	0	3	2	0	1	0	2	4	1	1	1	0	0	3	0	4	22

Third Down																		
Conversions	6	7	5	5	3	7	8	4	5	6	6	6	4	4	4	9	4	93
Attempts	10	12	12	16	10	16	14	12	14	13	13	12	10	15	12	14	11	216
Percentage	60.0	58.3	41.7	31.3	30.0	43.8	57.1	33.3	35.7	46.2	46.2	50.0	40.0	26.7	33.3	64.3	36.4	43.1

4th Down																		
Conversions	0	0	2	1	1	2	1	1	1	1	1	1	0	1	0	2	2	17
Attempts	1	0	2	3	1	3	2	2	1	2	2	1	0	1	0	3	2	26

Time of Possession																		
Opponent	21:20	25:12	26:33	28:25	27:02	26:57	35:04	26:48	28:12	26:35	36:43	33:27	28:12	35:04	33:06	34:52	28:09	29:31

Total Net Yards																		
Plays	49	54	55	62	57	73	68	59	58	59	67	56	52	65	64	69	62	1,029
Yards	266	403	296	216	358	358	329	292	215	289	325	372	162	302	381	439	393	5,396
Average	5.4	7.5	5.4	3.5	6.3	4.9	4.8	4.9	3.7	4.9	4.9	6.6	3.1	4.6	6.0	6.4	6.3	5.2

Rushing																		
Attempts	19	24	26	24	26	20	39	19	27	23	42	38	21	38	30	33	27	476
Yards	68	146	98	73	169	52	184	56	110	94	169	220	68	142	166	152	151	2,118
Average	3.6	6.1	3.8	3.0	6.5	2.6	4.7	2.9	4.1	4.1	4.0	5.8	3.2	3.7	5.5	4.6	5.6	4.4

Passing																		
Net	198	257	198	143	189	306	145	236	105	195	156	152	94	160	215	287	242	3,278
Sacks	1	4	3	6	1	1	2	2	2	4	2	0	7	0	0	2	0	37
Yards	5	11	23	25	6	6	9	7	11	26	7	0	46	0	0	16	0	198
Gross	203	268	221	168	195	312	154	243	116	221	163	152	140	160	215	303	242	3,476
Attempts	29	26	26	32	30	52	27	38	29	32	23	18	24	27	34	34	35	516
Completions	19	17	16	19	19	30	16	25	18	25	13	14	18	16	22	26	25	338
Percentage	65.5	65.4	61.5	59.4	63.3	57.7	59.3	65.8	62.1	78.1	56.5	77.8	75.0	59.3	64.7	76.5	71.4	65.5
Interceptions	1	1	0	1	1	2	2	2	0	1	0	0	0	0	0	0	0	11

Punting																		
Number	3	3	3	4	2	4	3	4	6	2	4	3	6	6	2	0	4	59
Average	53.3	50.3	42.3	49.0	53.0	54.0	59.7	48.5	45.5	48.5	46.7	52.7	54.2	49.0	0.0	45.0		47.1
Net	48.3	43.7	39.3	45.0	53.0	51.3	49.3	43.0	39.5	32.5	38.5	38.3	49.0	45.7	45.0	0.0	41.3	41.3

Penalties																		
Number	3	7	8	3	1	9	4	6	5	4	5	5	2	4	6	6	1	79
Yards	10	53	75	20	5	69	48	30	42	20	40	35	30	40	45	57	5	624

Fumbles																		
Number	1	3	0	4	1	2	0	2	3	1	0	0	1	0	1	0	1	20
Lost	1	1	0	2	0	1	0	0	0	0	0	0	1	0	0	0	0	6

Red Zone																		
Number	2	3	5	2	3	3	5	3	4	2	5	4	2	3	3	4	4	57
Touchdowns	2	1	3	1	1	2	4	2	2	2	5	4	2	0	1	3	4	39
Field Goals	0	2	2	0	2	1	0	1	2	0	0	0	0	0	2	0	0	12

Touchdowns																		
Rushing	1	0	2	0	1	1	4	1	1	2	3	3	0	0	1	2	2	24
Passing	1	2	1	1	1	1	0	2	1	0	2	2	2	0	1	3	4	24
Returns	0	0	0	0	0	1	0	0	0	0	0	0	0	0	0	0	0	1

2024 SAN FRANCISCO 49ERS TEAM HIGHS & LOWS

SAN FRANCISCO 49ERS

	Bests/Highs	Opponent	Date		Worsts/Lows	Opponent	Date
First Downs	29	vs. Detroit	12/30/24		11	2 times, last vs. L.A. Rams	12/12/24
Third-Down %	7-11-63.6%	vs. Seattle	11/17/24		2-11-18.2%	vs. Kansas City	10/20/24
Total Net Yards	483	at Seattle	10/10/24		191	vs. Los Angeles Rams	12/12/24
Offensive Plays	73	at Arizona	1/5/25		47	2 times, last at Buffalo	12/1/24
Avg. Per Play	7.9	2 times, last vs. Detroit	12/30/24		3.6	vs. Los Angeles Rams	12/12/24
Rushing Yards	228	at Seattle	10/10/24		44	at Green Bay	11/24/24
Rushes	38	vs. New York Jets	9/9/24		16	at Green Bay	11/24/24
Rushing Avg.	6.9	at Seattle	10/10/24		2.8	at Green Bay	11/24/24
Net Passing Yards	400	vs. Detroit	12/30/24		86	at Buffalo	12/1/24
Completions	30	vs. Detroit	12/30/24		11	at Buffalo	12/1/24
Attempts	43	at Arizona	1/5/25		18	at Buffalo	12/1/24
Completions %	77.8	at Minnesota	9/15/24		45.2	vs. Los Angeles Rams	12/12/24
Avg. Gain Per Passing Play	11.9	vs. Chicago	12/8/24		3.8	vs. Los Angeles Rams	12/12/24
Interceptions Thrown	0	6 times, last at Buffalo	12/1/24		3	vs. Kansas City	10/20/24
Fumbles Lost	0	9 times, last vs. Detroit	12/30/24		3	at Buffalo	12/1/24
Turnovers	0	3 times, last vs. Dallas	10/27/24		3	5 times, last at Arizona	1/5/25
Penalties	2	at Buffalo	12/1/24		13	at Arizona	1/5/25
Penalty Yards	10	at Buffalo	12/1/24		111	at Los Angeles Rams	9/22/24
Gross Punting Avg.	58.0	vs. New York Jets	9/9/24		33.0	at Minnesota	9/15/24
Net Punting Avg.	54.0	vs. New York Jets	9/9/24		26.0	at Los Angeles Rams	9/22/24
Time of Poss.	38:40	vs. New York Jets	9/9/24		23:17	at Green Bay	11/24/24

OPPONENTS

	Worsts/Lows	Opponent	Date		Bests/Highs	Opponent	Date
First Downs	12	vs. New England	9/29/24		26	at Arizona	1/5/25
Third-Down %	4-15-26.7%	vs. Los Angeles Rams	12/12/24		9-14-64.3%	vs. Detroit	12/30/24
Total Net Yards	162	vs. Chicago	12/8/24		439	vs. Detroit	12/30/24
Offensive Plays	49	vs. New York Jets	9/9/24		73	at Seattle	10/10/24
Avg. Per Play	3.1	vs. Chicago	12/8/24		7.5	at Minnesota	9/15/24
Rushing Yards	52	at Seattle	10/10/24		220	at Buffalo	12/1/24
Rushes	19	2 times, last vs. Dallas	10/27/24		42	at Green Bay	11/24/24
Rushing Avg.	2.6	at Seattle	10/10/24		6.5	vs. Arizona	10/6/24
Net Passing Yards	94	vs. Chicago	12/8/24		306	at Seattle	10/10/24
Completions	13	at Green Bay	11/24/24		30	at Seattle	10/10/24
Attempts	18	at Buffalo	12/1/24		52	at Seattle	10/10/24
Completions %	56.5	at Green Bay	11/24/24		78.1	vs. Seattle	11/17/24
Avg. Gain Per Passing Play	3.0	vs. Chicago	12/8/24		8.4	at Buffalo	12/1/24
Interceptions Thrown	2	3 times, last vs. Dallas	10/27/24		0	8 times, last at Arizona	1/5/25
Fumbles Lost	2	vs. New England	9/29/24		0	11 times, last at Arizona	1/5/25
Turnovers	3	2 times, last at Seattle	10/10/24		0	7 times, last at Arizona	1/5/25
Penalties	9	at Seattle	10/10/24		1	2 times, last at Arizona	1/5/25
Penalty Yards	75	at Los Angeles Rams	9/22/24		5	2 times, last at Arizona	1/5/25
Gross Punting Avg.	42.3	at Los Angeles Rams	9/22/24		59.7	vs. Kansas City	10/20/24
Net Punting Avg.	32.5	vs. Seattle	11/17/24		53.0	vs. Arizona	10/6/24
Time of Poss.	21:20	vs. New York Jets	9/9/24		36:43	at Green Bay	11/24/24

2024 SAN FRANCISCO 49ERS INDIVIDUAL HIGHS

Long Plays		Player	Opponent	Date
Longest Run (yards)	76	Isaac Guerendo	at Seattle	10/10/24
Longest TD Run (yards)	15t	Isaac Guerendo	at Buffalo	12/1/24
Longest Pass Completion (yards)	76t	Brock Purdy–Deebo Samuel Sr.	at Seattle	10/10/24
Longest TD Pass (yards)	76t	Brock Purdy–Deebo Samuel Sr.	at Seattle	10/10/24
Longest Interception Return (yards)	45t	Fred Warner	vs. New England	9/29/24
Longest Kickoff Return (yards)	60	Deebo Samuel Sr.	at Buffalo	12/1/24
Longest Punt Return (yards)	30	Jacob Cowing	at Tampa Bay	11/10/24
Longest Punt (yards)	58	2 times, last by Mitch Wishnowsky	at Minnesota	9/15/24
Longest Field Goal (yards)	55	Anders Carlson	vs. Kansas City	10/20/24

Single–Game Highs		Player	Opponent	Date
Most Points Scored	20	Jake Moody	vs. New York Jets	9/9/24
Most Touchdowns	3	Jauan Jennings	at Los Angeles Rams	9/22/24
Most Field Goals Attempted	6	2 times, last by Jake Moody	at Tampa Bay	11/10/24
Most Field Goals Made	6	Jake Moody	vs. New York Jets	9/9/24
Most Rushing Yards	147	Jordan Mason	vs. New York Jets	9/9/24
Most Rushing Attempts	28	Jordan Mason	vs. New York Jets	9/9/24
Highest Rushing Avg. (Min. 10 att.)	9.9	Isaac Guerendo	at Seattle	10/10/24
Most Pass Completions	29	Joshua Dobbs	at Arizona	1/5/25
Most Pass Attempts	43	Joshua Dobbs	at Arizona	1/5/25
Most Gross Passing Yards	326	Joshua Dobbs	at Arizona	1/5/25
Highest Avg. Yards/Per Att. (Min. 10 att.)	13.0	Brock Purdy	vs. Chicago	12/8/24
Fewest Interceptions Thrown (Min. 10 att.)	0	7 times, last by Brock Purdy	vs. Chicago	12/8/24
Fewest Times Sacked (Min. 10 att.)	0	2 times, last by Brock Purdy	at Seattle	10/10/24
Most Receptions	11	Jauan Jennings	at Los Angeles Rams	9/22/24
Most Receiving Yards	175	Jauan Jennings	at Los Angeles Rams	9/22/24
Most Kickoff Returns	6	Deebo Samuel Sr.	at Buffalo	12/1/24
Most Kickoff Return Yards	208	Deebo Samuel Sr.	at Buffalo	12/1/24
Most Punt Returns	5	Jacob Cowing	vs. Los Angeles Rams	12/12/24
Most Punt Return Yards	51	Jacob Cowing	vs. Los Angeles Rams	12/12/24
Most Interceptions	1	9 times, last by Isaac Yiadom	vs. Seattle	11/17/24
Most Interception Return Yardage	45t	Fred Warner	vs. New England	9/29/24
Most Tackles	15	Fred Warner	vs. Los Angeles Rams	12/12/24
Most Sacks	3.0	Yetur Gross–Matos	vs. Chicago	12/8/24

2024 SAN FRANCISCO 49ERS TURNOVER BREAKDOWN

TAKEAWAYS

Date	Opponent	Turnover	Starting L.O.S.	Point of Turnover	Resulting L.O.S.	Qtr.	Result (pts)
9/9	NYJ	B. Hall FUMBLE (F. Warner FF)	NYJ 30	NYJ 33	NYJ 32	1	Field Goal (3)
		D. Flannigan–Fowles INT (A. Rodgers)	NYJ 40	NYJ 46	SF 39	3	Field Goal (3)
9/15	at Min.	F. Warner INT (S. Darnold)	SF 21	SF 10	SF 35	2	Touchdown (7)
		A. Jones FUMBLE (F. Warner FF)	SF 20	SF 2	SF 1	3	Touchdown (7)
9/22	at LAR	None					
9/29	NE	R. Stevenson FUMBLE (S. Okuyinonu FF)	NE 30	NE 28	NE 30	1	Field Goal (3)
		F. Warner INT (J. Brissett)	NE 35	NE 45	End Zone	2	Touchdown (7)
		J. Brissett FUMBLE (N. Bosa FF)*	SF 14	SF 22	SF 15	4	End Of Game (0)
10/6	Arz.	N. Bosa INT (K. Murray)	SF 24	SF 30	ARZ 40	2	Field Goal (3)
10/10	at Sea.	M. Mustapha INT (G. Smith)	SF 25	SF 2	SF 3	1	Field Goal (3)
		L. Shenault FUMBLE (D. Luter) (ST)	SF 35	SEA 29	SEA 29	2	Field Goal (3)
		R. Green INT (G. Smith)	SEA 15	SEA 35	SEA 15	4	Touchdown (6)
10/20	KC	K. Davis INT (P. Mahomes)	SF 24	SF 30	SF 32	1	Punt (0)
		D. Lenoir INT (P. Mahomes)	KC 31	SF 44	KC 23	3	Touchdown (6)
10/27	Dal.	J. Brown INT (D. Prescott)	SF 45	SF 8	SF 8	1	Punt (0)
		D. Lenoir INT (D. Prescott)	DAL 17	DAL 32	DAL 32	3	Touchdown (7)
11/10	at TB	None					
11/17	Sea.	I. Yladiom INT (G. Smith)	SEA 17	SEA 38	SEA 27	3	Field Goal (3)
11/24	at GB	None					
12/1	at Buf.	None					
12/8	Chi.	C. Williams FUMBLE	SF 30	SF 37	SF 38	3	Touchdown (7)
12/12	LAR	None					
12/22	at Mia.	None					
12/30	Det.	None					
1/5/25	at Arz.	None					

Regular Season Totals: 17 takeaways resulted in 68 points

L.O.S. – Line of scrimmage

* – Red zone play

(ST) – Special teams play

(TB) – Touchback

2024 SAN FRANCISCO 49ERS TURNOVER BREAKDOWN

GIVEAWAYS

Date	Opponent	Turnover	Starting L.O.S.	Point of Turnover	Resulting L.O.S.	Qtr.	Result (pts)
9/9	NYJ	None					
9/15	at Min.	J. Metellus INT (B. Purdy)	SF 13	SF 22	SF 10	3	Touchdown (7)
		B. Purdy FUMBLE (Ji. Ward FF)	MIN 45	SF 48	50	3	Fumble (0)
9/22	at LAR	B. Purdy FUMBLE (B. Young FF)	LAR 40	LAR 47	LAR 44	2	End Of Half (0)
9/29	NE	I. Guerendo FUMBLE (C. Elliss FF) (ST)	NE 35	SF 26	SF 27	3	Touchdown (7)
		J. Peppers INT (B. Purdy)	NE 23	NE -2	NE 20	4	Downs (0)
10/6	Arz.	Ma. Wilson INT (B. Purdy)	SF 24	SF 25	SF 25	3	Field Goal (3)
		J. Mason FUMBLE (J. Luketa FF)*	ARZ 8	ARZ 9	ARZ 9	4	Field Goal (3)
		K. White INT (B. Purdy)	SF 42	50	50	4	End Of Game (0)
10/10	at Sea.	None					
10/20	KC	J. Reid INT (B. Purdy)	KC 45	KC 34	KC 42	1	Interception (0)
		C. Roland-Wallace INT (B. Purdy)	KC 34	KC 21	KC 21	3	Touchdown (7)
		J. Hicks INT (B. Purdy)*	KC 5	KC -2	KC 20	4	Touchdown (7)
10/27	Dal.	None					
11/10	at TB	J. Cowing MUFF PR*	TB 36	SF 20	SF 21	3	Touchdown (7)
11/17	Sea.	J. Hankins INT (B. Purdy)	SF 25	SF 29	SF 29	2	Field Goal (3)
11/24	at GB	X. McKinney INT (B. Allen)	GB 45	GB 26	SF 26	3	Touchdown (7)
		B. Allen FUMBLE (L. Van Ness FF)	SF 15	SF 9	SF 16	4	Touchdown (7)
		C. McCaffrey FUMBLE (K. Nixon FF)	SF 30	GB 47	GB 44	4	Touchdown (7)
12/1	at Buf.	K. Juszczyk FUMBLE (T. Rapp FF)*	BUF 4	BUF 1	BUF 48	3	Punt (0)
		B. Purdy FUMBLE	SF 28	SF 20	SF 25	4	Touchdown (7)
		D. Samuel Sr. FUMBLE (C. Bishop FF) (ST)	BUF 35	SF 30	SF 31	4	Missed Field Goal (0)
12/8	Chi.	J. Owens INT (B. Allen)	SF 49	CHI 24	CHI 24	4	End Of Game (0)
12/12	LAR	D. Williams INT (B. Purdy)	LAR 33	LAR 0	LAR 20	4	Field Goal (3)
12/22	at Mia.	K. Kohou INT (B. Purdy)	SF 47	MIA 38	MIA 38	4	Touchdown (7)
12/30	Det.	K. Joseph INT (B. Purdy)	50	DET 31	SF 43	3	Touchdown (7)
		K. Joseph INT (B. Purdy)	DET 36	DET 25	DET 38	4	Touchdown (6)
1/5/25	at Arz.	S. Murphy-Bunting INT (J. Dobbs)	SF 32	SF 45	SF 45	1	Touchdown (7)
		J. Dobbs FUMBLE (D. Taylor-Demerson FF)	ARZ 22	ARZ 25	ARZ 27	4	Punt (0)
		K. Clark INT (J. Dobbs)	SF 34	SF 39	SF 39	4	Touchdown (7)

Regular Season Totals: 27 giveaways resulted in 109 points

L.O.S. – Line of scrimmage

* – Red zone play

(ST) – Special teams play

(TB) – Touchback

GAME-BY-GAME TURNOVER DIFFERENTIAL

Date	Opp	Takeaways	Giveaways	Game Total	Total
9/9	NYJ	2	0	+2	+2
9/15	at Min.	2	2	0	+2
9/22	at LAR	0	1	-1	+1
9/29	NE	3	2	+1	+2
10/6	Arz.	1	3	-2	0
10/10	at Sea.	3	0	+3	+3
10/20	KC	2	3	-1	+2
10/27	Dal.	2	0	+2	+4
11/10	at TB	0	1	-1	+3
11/17	Sea.	1	1	0	+3
11/24	at GB	0	3	-3	0
12/1	at Buf.	0	3	-3	-3
12/8	Chi.	1	1	0	-3
12/12	LAR	0	1	-1	-4
12/22	at Mia.	0	1	-1	-5
12/30	Det.	0	2	-2	-7
1/5/25	at Arz.	0	3	-3	-10

2024 SAN FRANCISCO 49ERS THIRD DOWN EFFICIENCY

49ERS THIRD-AND ...

Date	Opp	1	2	3	4	5	6	7	8	9	10	11+	Totals
9/9	NYJ	0/0	2/5	1/1	1/1	1/2	1/1	0/1	0/0	0/1	0/1	0/0	6/13
9/15	at Min.	0/1	0/0	0/2	0/0	0/2	1/1	0/0	0/0	0/0	1/1	0/3	2/10
9/22	at LAR	2/4	0/0	1/1	2/3	1/1	0/0	0/0	0/1	0/0	0/1	0/0	6/11
9/29	NE	0/0	1/1	1/2	1/2	0/1	0/0	1/1	0/0	2/2	1/1	0/3	7/13
10/6	Arz.	0/0	0/1	1/1	0/0	1/1	2/3	0/1	0/1	0/0	0/0	2/3	6/11
10/10	at Sea.	1/1	1/2	1/1	1/2	1/1	0/0	0/1	0/0	0/1	0/1	0/2	5/12
10/20	KC	0/2	0/1	0/0	2/2	0/1	0/2	0/0	0/0	0/0	0/1	0/2	2/11
10/27	Dal.	1/2	3/3	1/1	0/1	0/0	1/3	2/2	0/0	0/0	0/2	0/2	8/16
11/10	at TB	0/0	0/0	0/0	1/1	2/2	1/1	0/2	0/0	1/3	0/1	0/1	5/11
11/17	Sea.	1/1	0/0	0/1	0/0	2/2	0/0	1/1	0/0	0/0	1/1	2/5	7/11
11/24	at GB	0/0	0/0	1/1	0/0	0/1	1/1	1/2	0/2	0/0	0/1	0/2	3/10
12/1	at Buf.	1/1	0/0	1/1	1/1	0/1	0/0	0/1	0/0	0/1	0/2	0/2	3/10
12/8	Chi.	1/2	0/0	1/1	3/3	0/1	0/0	0/0	1/3	0/0	0/1	0/1	6/12
12/12	LAR	1/1	0/0	0/0	0/2	0/0	0/2	0/0	1/1	1/3	0/1	0/2	3/12
12/22	at Mia.	2/4	0/0	0/1	0/1	0/0	0/1	0/0	1/1	0/0	1/1	1/4	5/13
12/30	Det.	0/0	2/3	0/0	1/1	1/1	0/0	1/1	0/0	0/0	0/1	0/1	5/8
1/5/25	at Arz.	1/1	0/0	0/0	0/1	0/2	2/3	0/0	1/2	0/0	1/2	0/2	5/13
Regular Season Totals:		11/20	9/16	9/14	13/21	9/19	9/18	6/13	4/11	4/11	5/19	5/35	84/197
		55.0	56.3	64.3	61.9	47.4	50.0	46.2	36.4	36.4	26.3	14.3	42.6

OPPONENTS THIRD-AND ...

Date	Opp	1	2	3	4	5	6	7	8	9	10	11+	Totals
9/9	NYJ	1/2	1/1	0/1	0/0	0/2	0/0	2/2	2/2	0/0	0/0	0/0	6/10
9/15	at Min.	1/1	1/1	1/2	0/1	0/0	0/0	1/1	1/1	0/0	1/2	1/3	7/12
9/22	at LAR	0/1	3/4	0/0	0/0	0/1	0/0	0/0	1/1	1/1	0/0	0/4	5/12
9/29	NE	1/1	0/1	1/2	0/1	0/2	1/2	1/1	0/1	0/0	1/2	0/3	5/16
10/6	Arz.	0/0	0/0	1/1	0/0	0/1	1/2	0/1	0/0	1/2	0/2	0/1	3/10
10/10	at Sea.	0/0	1/2	1/3	0/0	0/1	1/1	1/1	1/1	0/1	2/6	0/0	7/16
10/20	KC	1/2	1/2	0/1	2/2	1/1	2/2	0/0	1/3	0/0	0/1	0/0	8/14
10/27	Dal.	0/0	0/0	0/1	2/4	0/2	0/0	0/1	0/0	1/1	1/3	0/0	4/12
11/10	at TB	0/0	2/2	1/1	1/2	0/4	0/1	1/2	0/1	0/0	0/0	0/1	5/14
11/17	Sea.	1/2	0/0	2/2	1/1	1/2	0/0	0/0	0/1	0/1	0/1	1/3	6/13
11/24	at GB	2/2	0/2	0/0	1/2	1/1	0/0	0/1	0/0	0/1	1/2	1/2	6/13
12/1	at Buf.	2/2	1/3	0/0	0/0	1/1	1/2	1/1	0/0	0/1	0/0	0/2	6/12
12/8	Chi.	1/1	1/2	0/0	2/2	0/1	0/0	0/2	0/0	0/0	0/2	0/0	4/10
12/12	LAR	1/1	0/1	0/2	1/2	1/3	0/2	0/1	0/1	0/0	1/1	0/1	4/15
12/22	at Mia.	1/2	1/1	2/3	0/0	0/0	0/0	0/0	0/1	0/2	0/1	0/2	4/12
12/30	Det.	0/0	2/2	3/5	0/1	2/3	1/1	0/0	0/1	0/0	0/0	1/1	9/14
1/5/25	at Arz.	0/1	1/2	1/1	0/3	0/0	0/1	0/0	1/2	0/0	0/0	1/1	4/11
Regular Season Totals:		12/18	15/26	13/25	10/21	7/25	7/14	7/14	7/16	3/10	7/23	5/24	93/216
		66.7	57.7	52.0	47.6	28.0	50.0	50.0	43.8	30.0	30.4	20.8	43.1

2024 SAN FRANCISCO 49ERS RED ZONE PRODUCTION

SAN FRANCISCO 49ERS

Date	Opp	Poss	TD	PAT	2-Pt.	FG	MFG/ BFG	INT	FUM	DWNS/ Punt	HF	GM	PTS	TD%	SCORE PCT.	PTS/ POSS
9/9	NYJ	5	2	2	0	3	0	0	0	0	0	0	23	40.0%	100.0%	4.6
9/15	at Min.	4	2	2	0	1	0	0	0	1	0	0	17	50.0%	75.0%	4.3
9/22	at LAR	3	2	2	0	1	0	0	0	0	0	0	17	66.7%	100.0%	5.7
9/29	NE	4	2	2	0	2	0	0	0	0	0	0	20	50.0%	100.0%	5.0
10/6	Arz.	6	1	1	0	3	0	0	1	1	0	0	16	16.7%	66.7%	2.7
10/10	at Sea.	5	3	2	0	2	0	0	0	0	0	0	26	60.0%	100.0%	5.2
10/20	KC	4	2	0	0	1	0	1	0	0	0	0	15	50.0%	75.0%	3.8
10/27	Dal.	4	3	3	0	0	0	0	0	0	0	0	21	75.0%	75.0%	5.3
11/10	at TB	3	1	1	0	2	0	0	0	0	0	0	13	33.3%	100.0%	4.3
11/17	Sea.	3	2	2	0	1	0	0	0	0	0	0	17	66.7%	100.0%	5.7
11/24	at GB	1	1	1	0	0	0	0	0	0	0	0	7	100.0%	100.0%	7.0
12/1	at Buf.	3	1	1	0	1	0	0	1	0	0	0	10	33.3%	66.7%	3.3
12/8	Chi.	6	5	5	0	1	0	0	0	0	0	0	38	83.3%	100.0%	6.3
12/12	LAR	0	0	0	0	0	0	0	0	0	0	0	0	0.0%	0.0%	0.0
12/22	at Mia.	5	2	2	0	1	1	0	0	1	0	0	17	40.0%	60.0%	3.4
12/30	Det.	5	5	4	0	0	0	0	0	0	0	0	34	100.0%	100.0%	6.8
1/5/25	at Arz.	2	2	2	0	0	0	0	0	0	0	0	14	100.0%	100.0%	7.0
TOTALS		63	36	32	0	19	1	1	2	3	0	0	305	57.1%	87.3%	4.8

OPPONENTS

Date	Opp	Poss	TD	PAT	2-Pt.	FG	MFG/ BFG	INT	FUM	DWNS/ Punt	HF	GM	PTS	TD%	SCORE PCT.	PTS/ POSS
9/9	NYJ	2	2	1	0	0	0	0	0	0	0	0	13	100.0%	100.0%	6.5
9/15	at Min.	3	1	1	0	2	0	0	0	0	0	0	13	33.3%	100.0%	4.3
9/22	at LAR	5	3	3	0	2	0	0	0	0	0	0	27	60.0%	100.0%	5.4
9/29	NE	2	1	1	0	0	0	0	1	0	0	0	7	50.0%	50.0%	3.5
10/6	Arz.	3	1	0	1	2	0	0	0	0	0	0	14	0.0%	0.0%	0.0
10/10	at Sea.	3	2	2	0	1	0	0	0	0	0	0	17	66.7%	100.0%	5.7
10/20	KC	5	4	4	0	0	0	1	0	0	0	0	28	80.0%	80.0%	5.6
10/27	Dal.	3	2	2	0	1	0	0	0	0	0	0	17	66.7%	100.0%	5.7
11/10	at TB	4	2	2	0	2	0	0	0	0	0	0	20	50.0%	100.0%	5.0
11/17	Sea.	2	2	2	0	0	0	0	0	0	0	0	14	100.0%	100.0%	7.0
11/24	at GB	5	5	5	0	0	0	0	0	0	0	0	35	100.0%	100.0%	7.0
12/1	at Buf.	4	4	4	0	0	0	0	0	0	0	0	28	100.0%	100.0%	7.0
12/8	Chi.	2	2	1	0	0	0	0	0	0	0	0	13	100.0%	100.0%	6.5
12/12	LAR	3	0	0	0	3	0	0	0	0	0	0	9	0.0%	100.0%	3.0
12/22	at Mia.	3	1	1	0	2	0	0	0	0	0	0	13	33.3%	100.0%	4.3
12/30	Det.	4	3	0	0	0	0	0	0	1	0	0	18	75.0%	75.0%	4.5
1/5/25	at Arz.	4	4	3	0	0	0	0	0	0	0	0	27	100.0%	100.0%	6.8
TOTALS		57	39	32	1	15	0	1	1	1	0	0	313	68.4%	94.7%	5.5

2024 SAN FRANCISCO 49ERS BIG PLAYS

Rushes of 10–yards or more; Pass completions of 20–yards or more; Returns of 30–yards or more

9/9/24 VS. NEW YORK JETS

JETS

Run	Pass	Ret.	Description
	26		Aaron Rodgers to Allen Lazard
	36t		Aaron Rodgers to Allen Lazard
16			Breece Hall run

49ERS

Run	Pass	Ret.	Description
13			Jordan Mason run
11			Brock Purdy run
	22		Brock Purdy to Jauan Jennings
11			Jordan Mason run
	26		Brock Purdy to George Kittle
	34		Brock Purdy to Kyle Juszczyk
11			Jordan Mason run
	25		Brock Purdy to Deebo Samuel Sr.
24			Jordan Mason run

9/15/24 AT MINNESOTA

49ERS

Run	Pass	Ret.	Description
	25		Brock Purdy to George Kittle
	25		Brock Purdy to Jauan Jennings
	28		Brock Purdy to Deebo Samuel Sr.
22			Jordan Mason run
	22		Brock Purdy to Brandon Aiyuk
11			Brock Purdy run
10t			Jordan Mason run
	21		Brock Purdy to Deebo Samuel Sr.

VIKINGS

Run	Pass	Ret.	Description
16			Sam Darnold run
		37	Trishton Jackson blocked punt return
	97t		Sam Darnold to Justin Jefferson
25			Ty Chandler run
18			Sam Darnold run
12			Ty Chandler run
	26		Sam Darnold to Jalen Nailor
11			Ty Chandler run

9/22/24 AT LOS ANGELES RAMS

49ERS

Run	Pass	Ret.	Description
	34		Brock Purdy to Jauan Jennings
11			Brock Purdy run
14			Jordan Mason run
18			Jordan Mason run
	31t		Brock Purdy to Jauan Jennings
	32		Brock Purdy to Jauan Jennings
	20		Eric Saubert lateral

RAMS

Run	Pass	Ret.	Description
13			Kyren Williams run
	24		Matthew Stafford to Tutu Atwell
	32		Matthew Stafford to Demarcus Robinson
	50		Matthew Stafford to Tutu Atwell
		38	Trishton Jackson punt return

9/29/24 VS. NEW ENGLAND

PATRIOTS

Run	Pass	Ret.	Description
13			Rhamondre Stevenson run
	21		Jacoby Brissett to Ja'Lynn Polk
	50		Jacoby Brissett to Antonio Gibson

49ERS

Run	Pass	Ret.	Description
	38		Brock Purdy to Brandon Aiyuk
16			Jordan Mason run
		45t	Fred Warner INT return
	32		Brock Purdy to Jauan Jennings
	53		Brock Purdy to Deebo Samuel Sr.
10			Jordan Mason run
24			Jordan Mason run
	45		Brock Purdy to Jauan Jennings
25			Jordan Mason run

2024 SAN FRANCISCO 49ERS BIG PLAYS

Rushes of 10–yards or more; Pass completions of 20–yards or more; Returns of 30–yards or more

10/6/24 VS. ARIZONA

CARDINALS

Run	Pass	Ret.	Description
	22		Kyler Murray to Trey McBride
50t			Kyler Murray run
	22		Kyler Murray to Marvin Harrison Jr.
	34		Kyler Murray to Michael Wilson
		39	DeeJay Dallas kickoff return
	20		Kyler Murray to Michael Wilson
20			Kyler Murray run
13			Kyler Murray run
10			James Conner run
14			James Conner run
13			Kyler Murray run
10			James Conner run

49ERS

Run	Pass	Ret.	Description
	53		Brock Purdy to Brandon Aiyuk
34			Jordan Mason run
		61t	Deommodore Lenoir blocked field goal return
		30	Nick Bosa INT return
12			Brock Purdy run
13			Jordan Mason run
11			Brock Purdy run
20			Jordan Mason run
	20		Brock Purdy to Brandon Aiyuk
		32	Isaac Guerendo kickoff return

10/10/24 AT SEATTLE

49ERS

Run	Pass	Ret.	Description
38			Jordan Mason run
	76t		Brock Purdy to Deebo Samuel
14			Jordan Mason run
10			Brock Purdy run
	29		Brock Purdy to George Kittle
	21		Brock Purdy to Brandon Aiyuk
76			Isaac Guerendo run

SEAHAWKS

Run	Pass	Ret.	Description
		30	Laviska Shenault Jr. kickoff return
	30		Geno Smith to DK Metcalf
		33	Laviska Shenault Jr. kickoff return
		97t	Laviska Shenault Jr. kickoff return
	37		Geno Smith to Tyler Lockett
		37	Dee Williams kickoff return

10/20/24 VS. KANSAS CITY

CHIEFS

Run	Pass	Ret.	Description
	26		Patrick Mahomes to Noah Gray
	20		Patrick Mahomes to Noah Gray
20			Mecole Hardman run
		31	Carson Steele kickoff return
13			Kareem Hunt run
33			Patrick Mahomes run
	22		Patrick Mahomes to Samaje Perine
18t			Mecole Hardman run

49ERS

Run	Pass	Ret.	Description
14			Kyle Juszczyk run
	22		Brock Purdy to George Kittle
	41		Brock Purdy to George Kittle
		33	Deommodore Lenoir INT return
26			Jordan Mason run
	41		Brock Purdy to Jacob Cowing
		35	Isaac Guerendo kickoff return

10/27/24 VS. DALLAS

COWBOYS

Run	Pass	Ret.	Description
11			KaVontae Turpin run
11			Ezekiel Elliott run
	28		Dak Prescott to Jalen Tolbert
	21		Dak Prescott to CeeDee Lamb
	29		Dak Prescott to CeeDee Lamb
	20t		Dak Prescott to CeeDee Lamb

49ERS

Run	Pass	Ret.	Description
	47		Brock Purdy to Deebo Samuel Sr.
		30	Patrick Taylor Jr. kickoff return
19			Isaac Guerendo run
15			Isaac Guerendo run
13			Brock Purdy run
	30		Brock Purdy to George Kittle
	43		Brock Purdy to George Kittle
16			Brock Purdy run
	27		Brock Purdy to George Kittle
39			Ricky Pearsall run
14			Isaac Guerendo run

2024 SAN FRANCISCO 49ERS BIG PLAYS

Rushes of 10–yards or more; Pass completions of 20–yards or more; Returns of 30–yards or more

11/10/24 AT TAMPA BAY

49ERS

Run	Pass	Ret.	Description
10			Brock Purdy run
12			Deebo Samuel Sr. run
	46t		Brock Purdy to Ricky Pearsall
	30		Brock Purdy to Jauan Jennings
13			Christian McCaffrey run
	33		Brock Purdy to George Kittle
		30	Jacob Cowing punt return
	30		Brock Purdy to Christian McCaffrey
	32		Brock Purdy to Deebo Samuel Sr.

BUCCANEERS

Run	Pass	Ret.	Description
10			Bucky Irving run
14			Bucky Irving run
12t			Bucky Irving run

11/17/24 VS. SEATTLE

SEAHAWKS

Run	Pass	Ret.	Description
	20		Geno Smith to Jaxon Smith–Njigba
11			Kenneth Walker III run
	26		Geno Smith to DK Metcalf
16			Geno Smith run
13t			Geno Smith run

49ERS

Run	Pass	Ret.	Description
	22		Brock Purdy to Jauan Jennings
10t			Brock Purdy run
13			Brock Purdy run
11			Christian McCaffrey run
11			Christian McCaffrey run

11/24/24 AT GREEN BAY

49ERS

Run	Pass	Ret.	Description
	21		Brandon Allen to Deebo Samuel Sr.
16			Jordan Mason run
	31		Brandon Allen to George Kittle
	20		Brandon Allen to Jauan Jennings
	21		Brandon Allen to George Kittle
	23		Brandon Allen to Christian McCaffrey

PACKERS

Run	Pass	Ret.	Description
18			Josh Jacobs run
10			Josh Jacobs run
19			Emanuel Wilson run
	29		Jordan Love to Romeo Doubs
13			Josh Jacobs run
		48	Xavier McKinney INT return
	25		Jordan Love to Dontayvion Wicks

12/1/24 AT BUFFALO

49ERS

Run	Pass	Ret.	Description
19			Christian McCaffrey run
11			Jordan Mason run
12			Christian McCaffrey run
18			Christian McCaffrey run
28			Jordan Mason run
11			Jordan Mason run
		60	Deebo Samuel Sr. kickoff return
		43	Deebo Samuel Sr. kickoff return
	26		Brock Purdy to Jauan Jennings
15t			Isaac Guerendo run

BILLS

Run	Pass	Ret.	Description
13			Ray Davis run
65t			James Cook run
	39		Josh Allen to Dawson Knox
18			James Cook run
10			James Cook run
		43	Christian Benford fumble return
11			Ray Davis run

2024 SAN FRANCISCO 49ERS BIG PLAYS

Rushes of 10–yards or more; Pass completions of 20–yards or more; Returns of 30–yards or more

12/8/24 VS. CHICAGO

BEARS

Run	Pass	Ret.	Description
10			Caleb Williams run

49ERS

Run	Pass	Ret.	Description
23			Brock Purdy to Isaac Guerendo
33			Brock Purdy to George Kittle
20			Brock Purdy to Deebo Samuel Sr.
32			Brock Purdy to George Kittle
27			Brock Purdy to Isaac Guerendo
23			Brock Purdy to George Kittle
30			Isaac Guerendo run
32			Brock Purdy to George Kittle
39			Brock Purdy to Jauan Jennings

12/12/24 VS. LOS ANGELES RAMS

RAMS

Run	Pass	Ret.	Description
		30	Jordan Whittington kickoff return
10			Kyren Williams run
11			Matthew Stafford run
	51		Matthew Stafford to Puka Nacua

49ERS

Run	Pass	Ret.	Description
33			Brock Purdy to George Kittle
16			Isaac Guerendo run
		31	Deebo Samuel Sr. kickoff return
10			Isaac Guerendo run
		41	Deebo Samuel Sr. kickoff return

12/22/24 AT MIAMI

49ERS

Run	Pass	Ret.	Description
21			Brock Purdy to Ricky Pearsall
24			Brock Purdy to George Kittle
28			Brock Purdy to George Kittle
13			Deebo Samuel Sr. run
	20		Brock Purdy to Kyle Juszczyk
16			Brock Purdy run
	27		Brock Purdy to Deebo Samuel Sr.

DOLPHINS

Run	Pass	Ret.	Description
20			Tua Tagovailoa to De'Von Achane
		32	Malik Washington kickoff return
24			Tua Tagovailoa to Tyreek Hill
21			Raheem Mostert run
	22		Tua Tagovailoa to Jonnu Smith
50t			De'Von Achane run

12/30/24 VS. DETROIT

LIONS

Run	Pass	Ret.	Description
21			Jahmyr Gibbs run
	26		Jared Goff to Craig Reynolds
15			Jahmyr Gibbs run
	41t		Jared Goff to Jameson Williams
		34	Tom Kennedy kickoff return
	21		Jared Goff to Allen Robinson II
	28		Jared Goff to Sam LaPorta
30t			Jahmyr Gibbs run

49ERS

Run	Pass	Ret.	Description
		37	Deebo Samuel Sr. kickoff return
11			Isaac Guerendo run
	20		Brock Purdy to George Kittle
	40		Brock Purdy to Ricky Pearsall
	40		Brock Purdy to Isaac Guerendo
		38	Deebo Samuel Sr. kickoff return
	39		Brock Purdy to Ricky Pearsall
	22		Brock Purdy to George Kittle
		37	Deebo Samuel Sr. kickoff return

1/5/25 AT ARIZONA

49ERS

Run	Pass	Ret.	Description
	30		Joshua Dobbs to Ricky Pearsall
	21		Joshua Dobbs to George Kittle
12			Patrick Taylor Jr. run
29			Patrick Taylor Jr. run
12			Patrick Taylor Jr. run
	21		Joshua Dobbs to Chris Conley
	36t		Joshua Dobbs to Kyle Juszczyk
		32	Jacob Cowing kickoff return
	23		Joshua Dobbs to Chris Conley

CARDINALS

Run	Pass	Ret.	Description
22			DeeJay Dallas run
	23t		Kyler Murray to Greg Dortch
	28		Kyler Murray to Trey McBride
	25		Kyler Murray to Zay Jones
	20		Kyler Murray to Marvin Harrison Jr.
46t			Tony Jones Jr. run

THE LAST TIME ...

TEAM TOTALS

Won in Overtime

By 49ers:	1/1/23	49ers win at Las Vegas, 37–34
By Opponent:	11/11/19	Seahawks win vs. Seattle, 27–24
	2/11/24	Chiefs win at Kansas City, 25–22 – SB LVIII

Won by Scoring in the Last Two Minutes of Regulation

By 49ers:	11/10/24	49ers win at Tampa Bay, 23–20 (last score at 0:00)
	1/20/24	49ers win vs. Green Bay, 24–21 (last score at 1:07) – NFC–D
By Opponent:	11/17/24	Seahawks win vs. Seattle, 20–17 (last score at 0:12)
	1/30/22	Rams win at Los Angeles, 20–17 (last score at 1:46) – NFC–C

Tied Game by Scoring in the Last Two Minutes of Regulation

By 49ers:	1/9/22	49ers win at Los Angeles Rams, 27–24 (OT) (tied game at 0:26)
By Opponent:	11/10/24	Buccaneers loss at Tampa Bay, 20–23 (tied game at 0:41)
	2/11/24	Chiefs win at Kansas City, 25–22 (OT) (tied game at 0:03) – SB LVIII

Shutout

By 49ers:	11/27/22	49ers win vs. New Orleans, 13–0
	12/29/96	49ers win vs. Philadelphia, 14–0 – NFC–WC
By Opponent:	11/21/10	Buccaneers win vs. Tampa Bay, 21–0

Won by 20–or–More Points

By 49ers:	12/8/24	49ers win vs. Chicago, 38–13
	1/29/95	49ers win at San Diego, 49–26 – SB XXIX
By Opponent:	1/5/25	Cardinals win at Arizona, 47–24
	1/29/23	Eagles win at Philadelphia, 31–7 – NFC–C

Won After Trailing by 20–or–More Points

By 49ers:	10/2/11	49ers win at Philadelphia, 24–23 (Eagles ahead 23–3 in 3rd Q)
	1/5/03	49ers win vs. New York, 39–38 (Giants ahead 38–14 in 3rd Q) – NFC–WC
By Opponent:	12/20/14	Chargers win vs. San Diego, 38–35 (OT) (49ers ahead 28–7 in 2nd Q)

Held a 28–or–More Point Lead

By 49ers:	11/12/23	49ers win at Jacksonville, 34–3 (49ers ahead 34–3 in 4th Q)
	1/29/95	49ers win vs. San Diego, 49–26 (49ers ahead 49–18 in 4th Q) – SB XXIX
By Opponent:	11/24/24	Packers win at Green Bay, 38–10 (Packers ahead 38–10 in 4th Q)
	1/4/87	Giants win at New York, 49–3 (Giants ahead 49–3 in 4th Q) – NFC–D

Held a 21–or–More Point Lead

By 49ers:	12/8/24	49ers win vs. Chicago, 38–13 (49ers ahead 31–6 in 4th Q)
	1/14/23	49ers win vs. Seattle, 41–23 (49ers ahead 41–17 in 4th Q) – NFC–WC
By Opponent:	1/5/25	Cardinals win at Arizona, 47–24 (Cardinals ahead 47–24 in 4th Q)
	2/3/13	Ravens win vs. Baltimore, 34–31 (Ravens ahead 28–6 in 3rd Q) – SB XLVII

Scored 20–or–More Points in a Quarter

By 49ers:	10/27/24	49ers win vs. Dallas, 30–24 (21 points, 3rd Q)
	1/19/20	49ers win vs. Green Bay, 37–20 (20 points, 2nd Q) – NFC–C
By Opponent:	1/5/25	Cardinals win at Arizona, 47–24 (21 points, 4th Q)
	2/2/20	Chiefs win at Kansas City, 31–20 (21 points, 4th Q) – SB LIV

Scored 20–or–More Points in a Half

By 49ers:	12/30/24	49ers loss vs. Detroit, 34–40 (21 points, 1st half)
	1/28/24	49ers win vs. Detroit, 34–31 (27 points, 2nd half) – NFC–C
By Opponent:	1/5/25	Cardinals win at Arizona, 47–24 (20 points, 1st half; 26 points, 2nd half)
	1/28/24	Lions loss vs. Detroit, 31–34 (24 points, 1st half) – NFC–C

Held Opponent without a Touchdown

By 49ers:	12/12/24	49ers loss vs. Los Angeles Rams, 6–12 (2 FGs)
	12/29/96	49ers win vs. Philadelphia, 14–0 – NFC–WC
By Opponent:	12/12/24	Rams win vs. Los Angeles Rams, 12–6 (4 FGs)
	1/12/03	Buccaneers win at Tampa Bay, 31–6 (2 FGs) – NFC–D

Touchdowns Scored by Offense and Defense

By 49ers:	9/29/24	49ers win vs. New England, 30–13 (2 offense, 1 defense)
	1/3/98	49ers win vs. Minnesota, 38–22 (4 offense, 1 defense) – NFC–D
By Opponent:	10/16/22	Falcons win at Atlanta, 28–14 (3 offense, 1 defense)
	1/13/12	Packers loss vs. Green Bay, 31–45 (3 offense, 1 defense) – NFC–D

THE LAST TIME ...

TEAM TOTALS

Touchdowns Scored by Offense, Defense and Special Teams

By 49ers: 10/4/09 49ers win vs. St. Louis, 35–0 (2 offense, 2 defense, 1 special teams)
 By Opponent: 9/23/07 Steelers win at Pittsburgh, 37–16 (2 offense, 1 defense, 1 special teams)

Safety Scored

By 49ers: 12/25/23 Penalty on Lamar Jackson enforced in the end zone vs. Baltimore
 2/3/13 Sam Koch ran out of bounds in end zone, forced by Chris Culliver vs. Baltimore – SB XLVII
 By Opponent: 10/23/22 Frank Clark sacked Jimmy Garoppolo in the end zone vs. Kansas City

Successful Two Point Conversion

By 49ers: 10/31/21 Jimmy Garoppolo pass to Brandon Aiyuk at Chicago
 1/14/23 Brock Purdy pass to George Kittle vs. Seattle – NFC–WC
 By Opponent: 12/30/24 Jared Goff pass to Tim Patrick vs. Detroit
 1/20/24 Jordan Love pass to Aaron Jones vs. Green Bay – NFC–D

Failed Two Point Conversion Attempt

By 49ers: 10/20/24 Pass failed from Brock Purdy to Ricky Pearsall vs. Kansas City
 2/3/13 Pass failed from Colin Kaepernick to Randy Moss vs. Baltimore – SB XLVII
 By Opponent: 1/5/25 Kyler Murray run failed at Arizona
 1/14/23 Pass failed from Geno Smith to DK Metcalf vs. Seattle – NFC–WC

500–or–More Total Net Yards of Offense

OFFENSIVE TOTALS

By 49ers: 12/10/23 49ers win vs. Seattle, 28–16 (527; 173 rushing, 354 passing)
 1/14/23 49ers win vs. Seattle, 41–23 (505; 181 rushing, 324 passing) – NFC–WC
 By Opponent: 1/1/23 Raiders loss at Las Vegas, 34–37 (OT) (500; 135 rushing, 365 passing)

400–or–More Total Net Yards of Offense

By 49ers: 1/5/25 49ers loss at Arizona, 24–47 (436; 138 rushing, 298 passing)
 1/28/24 49ers win vs. Detroit, 34–31 (413; 155 rushing, 258 passing) – NFC–C
 By Opponent: 12/30/24 Lions win vs. Detroit, 40–34 (439; 152 rushing, 287 passing)
 2/11/24 Chiefs win at Kansas City, 25–22 (OT) (455; 130 rushing, 325 passing) – SB LVIII

300–or–More Net Yards Rushing by Team

By 49ers: 12/20/14 49ers loss vs. Chargers, 35–38 (OT) (355)
 1/12/13 49ers win vs. Green Bay, 45–31 (323) – NFC–D
 By Opponent: 10/16/16 Bills win at Buffalo, 45–16 (312)

200–or–More Net Yards Rushing by Team

By 49ers: 10/27/24 49ers win vs. Dallas, 30–24 (223)
 1/19/20 49ers win vs. Green Bay, 37–20 (285) – NFC–C
 By Opponent: 12/1/24 Bills win at Buffalo, 35–10 (220)
 1/4/87 Giants win at New York, 49–3 (216) – NFC–D

Individual 200–Yard Rushing Game

By 49ers: 9/20/09 Frank Gore (16–207–2 TDs) vs. Seattle
 1/19/20 Raheem Mostert (29–220–4 TDs) vs. Green Bay – NFC–C
 By Opponent: 11/22/15 Thomas Rawls (30–209–1 TD) at Seattle

Individual 150–Yard Rushing Game

By 49ers: 9/10/23 Christian McCaffrey (22–152–1 TD) at Pittsburgh
 1/19/20 Raheem Mostert (29–220–4 TDs) vs. Green Bay – NFC–C
 By Opponent: 11/5/17 Adrian Peterson (37–159) vs. Arizona
 1/4/87 Joe Morris (24–159–2 TDs) at New York Giants – NFC–D

Individual 100–Yard Rushing Game

By 49ers: 1/5/25 Patrick Taylor Jr. (17–109) at Arizona
 1/14/23 Christian McCaffrey (15–119) vs. Seattle – NFC–WC
 By Opponent: 12/30/24 Jahmyr Gibbs (18–117–1 TD) vs. Detroit
 1/20/24 Aaron Jones (18–108) vs. Green Bay – NFC–D

Two 100–Yard Rushers in the Same Game

By 49ers: 12/20/14 Frank Gore (26–158–1 TD) & Colin Kaepernick (7–151–1 TD) vs. San Diego
 1/12/13 Colin Kaepernick (16–181–2 TDs) and Frank Gore (23–119–1 TD) vs. Green Bay – NFC–D
 By Opponent: 11/8/53 Skeets Quinlan (11–119) & Tank Younger (12–101–1 TD) at Los Angeles Rams

THE LAST TIME ...

OFFENSIVE TOTALS

Consecutive 100-Yard Rushing Games

By 49ers:	9/9/24–9/15/24 1/19/14–1/19/20	Jordan Mason (28–147–1 TD) vs. New York Jets; Jordan Mason (20–100–1 TD) at Minnesota <i>Colin Kaepernick (11–130) at Seattle – NFC–C; Tevin Coleman (22–105–2 TDs) vs. Minnesota – NFC–D; Raheem Mostert (29–220–4 TDs) vs. Green Bay – NFC–C</i>
By Opponent:	12/12/24–12/30/24 12/31/83–1/8/84	Kyren Williams (29–108) vs. Los Angeles Rams; De'Von Achane (17–120–1 TD) at Miami; Jahmyr Gibbs (18–117–1 TD) vs. Detroit <i>Billy Sims (20–114–2 TDs) vs. Detroit – NFC–D; John Riggins (36–123–2 TDs) at Washington – NFC–C</i>

Combined 200-Yard Rushing by Two Players

By 49ers:	12/26/20 1/19/20	201 by Jeff Wilson Jr. (22–183) and C.J. Beathard (3–18) at Arizona <i>263 by Raheem Mostert (29–220–4 TDs) and Deebo Samuel (2–43) vs. Green Bay – NFC–C</i>
By Opponent:	10/22/17	208 by Ezekiel Elliott (26–147–2 TDs) and Rod Smith (8–61) vs. Dallas

Individual with 30-or-More Carries

By 49ers:	10/30/11	Frank Gore (31–134) vs. Cleveland
By Opponent:	11/5/17 1/8/84	Adrian Peterson (37–159) vs. Arizona <i>John Riggins (36–123) at Washington – NFC–C</i>

Individual with 25-or-More Carries

By 49ers:	9/9/24 1/16/22	Jordan Mason (28–147–1 TD) vs. New York Jets <i>Elijah Mitchell (27–96–1 TD) at Dallas – NFC–WC</i>
By Opponent:	12/12/24 1/5/03	Kyren Williams (29–108) vs. Los Angeles Rams <i>Tiki Barber (26–115) vs. New York Giants – NFC–WC</i>

Rushing Play of 80-or-More Yards

By 49ers:	9/20/20 1/1/89	80t, Raheem Mostert at New York Jets <i>80t, Roger Craig vs. Minnesota – NFC–D</i>
By Opponent:	12/9/07	84t, Chester Taylor vs. Minnesota

Rushing Play of 60-or-More Yards

By 49ers:	10/10/24 1/14/23	76, Isaac Guerendo at Seattle <i>68, Christian McCaffrey vs. Seattle – NFC–WC</i>
By Opponent:	12/1/24	65t, James Cook at Buffalo

Rushing Play of 40-or-More Yards

By 49ers:	10/10/24 1/14/23	76, Isaac Guerendo at Seattle <i>68, Christian McCaffrey vs. Seattle – NFC–WC</i>
By Opponent:	1/5/25 1/28/24	46t, Tony Jones Jr. at Arizona <i>42t, Jameson Williams vs. Detroit – NFC–C</i>

Individual with Two-or-More Rushing Touchdowns

By 49ers:	12/8/24 1/28/24	Isaac Guerendo (15–78–2 TDs) vs. Chicago <i>Christian McCaffrey (20–90–2 TDs) vs. Detroit – NFC–C</i>
By Opponent:	11/24/24 1/29/23	Josh Jacobs (26–106–3 TDs) at Green Bay <i>Miles Sanders (11–42–2 TDs) at Philadelphia – NFC–C</i>

400 Net Yards Passing by Team

By 49ers:	12/30/24	49ers loss vs. Detroit, 34–40 (400)
By Opponent:	10/23/22 1/14/12	Chiefs win vs. Kansas City, 44–23 (417) <i>Saints loss vs. New Orleans, 32–36 (435) – NFC–D</i>

300 Net Yards Passing by Team

By 49ers:	12/30/24 1/14/23	49ers loss vs. Detroit, 34–40 (400) <i>49ers win vs. Seattle, 41–23 (324) – NFC–WC</i>
By Opponent:	10/10/24 2/11/24	Seahawks loss at Seattle, 24–36 (306) <i>Chiefs win at Kansas City, 25–22 (OT) (325) – SB LVIII</i>

Individual with 50-or-More Pass Attempts

By 49ers:	10/7/18 1/6/96	C.J. Beathard (54–34–349–2 INTs–2 TDs) vs. Arizona <i>Steve Young (65–32–328–2 INTs–0 TDs) vs. Green Bay – NFC–D</i>
By Opponent:	10/10/24 1/22/12	Geno Smith (52–30–312–2 INTs–1 TD) at Seattle <i>Eli Manning (58–32–316–0 INTs–2 TDs) vs. New York Giants – NFC–C</i>

Individual with 40-or-More Pass Attempts

By 49ers:	1/5/25 1/14/12	Joshua Dobbs (43–29–326–2 INTs–2 TDs) at Arizona <i>Alex Smith (42–24–299–0 INTs–3 TDs) vs. New Orleans – NFC–D</i>
By Opponent:	10/10/24 2/11/24	Geno Smith (52–30–312–2 INTs–1 TD) at Seattle <i>Patrick Mahomes (46–34–333–1 INT–2 TDs) at Kansas City – SB LVIII</i>

THE LAST TIME ...

OFFENSIVE TOTALS

Individual with 30-or-More Pass Completions

By 49ers:	11/17/19	Jimmy Garoppolo (45-34-424-2 INTs-4 TDs) vs. Arizona
	1/6/96	Steve Young (65-32-328-2 INTs-0 TD) vs. Green Bay - NFC-D
By Opponent:	10/10/24	Geno Smith (52-30-312-2 INTs-1 TD) at Seattle
	2/11/24	Patrick Mahomes (46-34-333-1 INT-2 TDs) at Kansas City - SB LVIII

Individual with 25-or-More Pass Completions

By 49ers:	1/5/25	Joshua Dobbs (43-29-326-2 INTs-2 TDs) at Arizona
	1/30/03	Jeff Garcia (44-27-331-1 INT-3 TDs) vs. New York Giants - NFC-WC
By Opponent:	1/5/25	Kyler Murray (35-25-242-4 TDs) at Arizona
	2/11/24	Patrick Mahomes (46-34-333-1 INT-2 TDs) at Kansas City - SB LVIII

No Sacks Allowed

By 49ers:	10/10/24	49ers win at Seattle, 36-24 (28 attempts - Brock Purdy)
	1/30/22	49ers loss at Los Angeles Rams, 17-20 (30 attempts - Jimmy Garoppolo) - NFC-C
By Opponent:	1/5/25	Cardinals win at Arizona, 47-24 (35 attempts - Kyler Murray)
	1/20/24	Packers loss vs. Green Bay, 21-24 (34 attempts - Jordan Love) - NFC-D

Individual 300-Yard Passing Game

By 49ers:	1/5/25	Joshua Dobbs (43-29-326-2 INTs-2 TDs) at Arizona
	1/14/23	Brock Purdy (30-18-332-0 INTs-3 TDs) vs. Seattle - NFC-WC
By Opponent:	12/30/24	Jared Goff (34-26-303-0 INTs-3 TDs) vs. Detroit
	2/11/24	Patrick Mahomes (46-34-333-1 INT-2 TDs) at Kansas City - SB LVIII

Consecutive 300-Yard Passing Games

By 49ers:	12/22/24-1/5/25	Brock Purdy (40-26-313-1 INT-2 TDs) at Miami; Brock Purdy (35-27-377-2 INTs-3 TDs) vs. Detroit; 1/5/25 Joshua Dobbs (43-29-326-2 INTs-2 TDs) at Arizona
By Opponent:	9/16/18-9/23/18	Matthew Stafford (53-34-347-0 INTs-3 TDs) vs. Detroit; Patrick Mahomes (38-24-314-0 INTs-3 TDs) at Kansas City
	1/14/12-1/22/12	Drew Brees (63-40-462-2 INTs-4 TDs) vs. New Orleans - NFC-D; Eli Manning (58-32-316-0 INTs-2 TDs) vs. New York Giants - NFC-C

Individual with Four-or-More Touchdown Passes

By 49ers:	12/17/23	Brock Purdy (25-16-242-0 INTs-4 TDs) at Arizona
	1/29/95	Steve Young (36-24-325-0 INTs-6 TDs) at San Diego - SB XXIX
By Opponent:	1/5/25	Kyler Murray (35-25-242-4 TDs) at Arizona
	1/14/12	Drew Brees (63-40-462-2 INTs-4 TDs) vs. New Orleans - NFC-D

Individual with Three-or-More Touchdown Passes

By 49ers:	12/30/24	Brock Purdy (35-27-377-2 INTs-3 TDs) vs. Detroit
	1/14/23	Brock Purdy (30-18-332-0 INTs-3 TDs) vs. Seattle - NFC-WC
By Opponent:	1/5/25	Kyler Murray (35-25-242-4 TDs) at Arizona
	2/3/13	Joe Flacco (33-22-287-0 INTs-3 TDs) vs. Baltimore - SB XLVII

Individual with 10-or-More Receptions

By 49ers:	11/17/24	Jauan Jennings (10-91-1 TD) vs. Seattle
	1/6/96	Jerry Rice (11-117) vs. Green Bay - NFC-D
By Opponent:	11/17/24	Jaxon Smith-Njigba (10-110) vs. Seattle
	1/22/23	CeeDee Lamb (10-117) vs. Dallas - NFC-D

Individual with 150-Yard Receiving Game

By 49ers:	12/8/24	George Kittle (6-151) vs. Chicago
	1/14/12	Vernon Davis (7-180-2 TDs) vs. New Orleans - NFC-D
By Opponent:	1/1/23	Davante Adams (7-153-2 TDs) at Las Vegas
	1/20/13	Julio Jones (11-182-2 TDs) at Atlanta - NFC-C

Individual with 100-Yard Receiving Game

By 49ers:	12/30/24	George Kittle (8-112) & Ricky Pearsall (8-141-1 TD) vs. Detroit
	1/14/23	Deebo Samuel Sr. (6-133-1 TD) vs. Seattle - NFC-WC
By Opponent:	11/17/24	Jaxon Smith-Njigba (10-110) vs. Seattle
	1/22/23	CeeDee Lamb (10-117) vs. Dallas - NFC-D

Two 100-Yard Receivers in the Same Game

By 49ers:	12/30/24	George Kittle (8-112) & Ricky Pearsall (8-141-1 TD) vs. Detroit
	2/3/13	Michael Crabtree (5-109-1 TD) & Vernon Davis (6-104) vs. Baltimore - SB XLVII
By Opponent:	10/23/22	JuJu Smith-Schuster (7-124-1 TD) & Marquez Valdes-Scantling (3-111) vs. Kansas City
	1/30/22	Cooper Kupp (11-142-2 TDs) & Odell Beckham Jr. (9-113) at Los Angeles Rams - NFC-C

THE LAST TIME ...

OFFENSIVE TOTALS

Consecutive 100-Yard Receiving Games

By 49ers:	12/22/24–12/30/24 1/14/12–1/12/14	George Kittle (8–106) at Miami; George Kittle (8–112) & Ricky Pearsall (8–141–1 TD) vs. Detroit <i>Vernon Davis (7–180–2 TDs) vs. New Orleans – NFC–D; Vernon Davis (3–112–2 TDs) vs. New York Giants – NFC–C; Michael Crabtree (9–119–2 TDs) vs. Green Bay – NFC–D; Vernon Davis (5–106–1 TD) at Atlanta – NFC–C; Michael Crabtree (5–109–1 TD) & Vernon Davis (6–104) vs. Baltimore – SB XLVII; Michael Crabtree (8–125) at Green Bay – NFC–WC; Anquan Boldin (8–136) at Carolina – NFC–D</i>
By Opponent:	10/15/23–11/12/23 1/22/22–1/22/23	Amari Cooper (4–108) at Cleveland; Jordan Addison (7–123–2 TDs) at Minnesota; Ja'Marr Chase (10–100–1 TD) vs. Cincinnati; Christian Kirk (6–104) at Jacksonville <i>Aaron Jones (9–129) at Green Bay – NFC–D; Cooper Kupp (11–142–2 TDs) & Odell Beckham Jr. (9–113) at Los Angeles Rams – NFC–C; DK Metcalf (10–136–2 TDs) vs. Seattle – NFC–WC; CeeDee Lamb (10–117) vs. Dallas – NFC–D</i>

Pass Play of 80-or-More Yards

By 49ers:	10/31/21	83, Jimmy Garoppolo to Deebo Samuel Sr. at Chicago
By Opponent:	9/15/24	97t, Sam Darnold to Justin Jefferson at Minnesota

Pass Play of 60-or-More Yards

By 49ers:	10/10/24 1/14/23	76t, Brock Purdy to Deebo Samuel Sr. at Seattle <i>74t, Brock Purdy to Deebo Samuel Sr. vs. Seattle – NFC–WC</i>
By Opponent:	9/15/24 1/22/22	97t, Sam Darnold to Justin Jefferson at Minnesota <i>75, Aaron Rodgers to Aaron Jones at Green Bay – NFC–D</i>

Pass Play of 40-or-More Yards

By 49ers:	12/30/24 1/28/24	40, Brock Purdy to Ricky Pearsall vs. Detroit <i>51, Brock Purdy to Brandon Aiyuk vs. Detroit – NFC–C</i>
By Opponent:	12/30/24 2/11/24	41t, Jared Goff to Jameson Williams vs. Detroit <i>52, Patrick Mahomes to Mecole Hardman at Kansas City – SB LVIII</i>

Individual with Three-or-More Touchdown Receptions

By 49ers:	9/22/24 1/29/95	Jauan Jennings (11–175–3 TDs) at Los Angeles Rams <i>Jerry Rice (10–149–3 TDs) at San Diego – SB XXIX</i>
By Opponent:	9/14/14 1/5/03	Brandon Marshall (5–48–3 TDs) vs. Chicago <i>Amani Toomer (8–136–3 TDs) vs. New York Giants – NFC–WC</i>

Individual with Two-or-More Touchdown Receptions

By 49ers:	12/8/24 1/12/13	Jauan Jennings (7–90–2 TDs) vs. Chicago <i>Michael Crabtree (9–119–2 TDs) vs. Green Bay – NFC–D</i>
By Opponent:	1/5/25 1/14/23	Greg Dortch (4–47–2 TDs) at Arizona <i>DK Metcalf (10–136–2 TDs) vs. Seattle – NFC–WC</i>

Led Team in Both Rushing and Receiving Yards in the Same Game

By 49ers:	12/17/22 2/11/24	Christian McCaffrey (18–115–1 TD rushing, 5–72–1 TD receiving) at Arizona <i>Christian McCaffrey (22–80 rushing, 8–80–1 TD receiving) at Kansas City – SB LVIII</i>
By Opponent:	12/22/24 1/22/22	De'Von Achane (17–120–1 TD rushing, 6–70 receiving) at Miami <i>Aaron Jones (12–41 rushing, 9–129 receiving) at Green Bay – NFC–D</i>

100-Yard Rusher & Receiver in the Same Game

By 49ers:	9/15/24 1/14/23	Jordan Mason (20–100–1 TD) & Deebo Samuel Sr. (8–110) at Minnesota <i>Christian McCaffrey (15–119) & Deebo Samuel Sr. (6–133–1 TD) vs. Seattle – NFC–WC</i>
By Opponent:	10/24/21 2/2/20	Jonathan Taylor (18–107–1 TD) & Michael Pittman Jr. (4–105–1 TD) vs. Indianapolis <i>Damien Williams (17–104–1 TD) & Tyreek Hill (9–105) at Kansas City – SB LIV</i>

100-Yard Rusher, 100-Yard Receiver & 300-Yard Passer in the Same Game

By 49ers:	9/15/24 1/14/23	Jordan Mason (20–100–1 TD), Deebo Samuel Sr. (8–110) & Brock Purdy (36–28–319–1 INT–1 TD) at Minnesota <i>Christian McCaffrey (15–119), Deebo Samuel Sr. (6–133–1 TD) & Brock Purdy (30–18–332–0 INTs–3 TDs) vs. Seattle – NFC–WC</i>
By Opponent:	9/18/16 1/5/03	Fozzy Whittaker (16–100), Kelvin Benjamin (7–108–2 TDs), Greg Olsen (5–122–1 TD) & Cam Newton (40–24–353–1 INT–4 TDs) at Carolina <i>Tiki Barber (26–115–1 TD), Amani Toomer (8–136–3 TDs) & Kerry Collins (43–29–342–1 INT–4 TDs) vs. New York Giants – NFC–WC</i>

Individual with at Least One Rushing and One Receiving Touchdown in the Same Game

By 49ers:	12/17/23 1/29/95	Christian McCaffrey (18–115–1 TD rushing, 5–72–1 TD receiving) at Arizona <i>Ricky Watters (15–47–1 TD rushing, 3–61–2 TDs receiving) at San Diego – SB XXIX</i>
By Opponent:	9/22/24 2/2/20	Kyren Williams (24–89–2 TDs rushing, 2–27–1 TD receiving) at Los Angeles Rams <i>Damien Williams (17–104–1 TD rushing, 4–29–1 TD receiving) at Kansas City – SB LIV</i>

THE LAST TIME ...

OFFENSIVE TOTALS

Individual with at Least One Rushing Touchdown and One Touchdown Pass in the Same Game

By 49ers:	1/5/25	Joshua Dobbs (43–29–326–2 INTs–2 TDs passing, 8–17–1 TD rushing) at Arizona
	1/14/23	<i>Brock Purdy (30–18–332–0 INTs–3 TDs passing, 4–16–1 TD rushing) vs. Seattle – NFC–WC</i>
By Opponent:	12/1/24	Josh Allen (17–13–148–2 TDs passing, 3–18–1 TD rushing) at Buffalo
	2/2/20	<i>Patrick Mahomes (42–26–286–2 INTs–2 TDs passing, 9–29–1 TD rushing) at Kansas City – SB LIV</i>

No Turnovers

By 49ers:	10/27/24	49ers win vs. Dallas, 30–24
	1/20/24	<i>49ers win vs. Green Bay, 24–21 – NFC–D</i>
By Opponent:	1/5/25	Cardinals win at Arizona, 47–24
	1/29/23	<i>Eagles win at Philadelphia, 31–7 – NFC–C</i>

Touchdown Scored on First Drive

By 49ers:	12/30/24	49ers loss vs. Detroit, 34–40
	1/16/22	<i>49ers win at Dallas, 23–17 – NFC–WC</i>
By Opponent:	12/30/24	Lions win vs. Detroit, 40–34
	1/28/24	<i>Lions loss vs. Detroit, 31–34 – NFC–C</i>

DEFENSIVE TOTALS

Held Opponent Under 200 Net Yards of Total Offense

By 49ers:	12/8/24	49ers win vs. Chicago, 38–13 (162; 68 rushing, 94 passing)
	1/11/20	<i>49ers win vs. Minnesota, 27–10 (147; 21 rushing, 126 passing) – NFC–D</i>
By Opponent:	12/12/24	Rams win vs. Los Angeles Rams, 12–6 (191; 63 rushing, 128 passing)
	1/29/23	<i>Eagles win at Philadelphia, 31–7 (164; 81 rushing, 83 passing) – NFC–C</i>

Held Opponent Under 300 Net Yards of Total Offense

By 49ers:	12/8/24	49ers win vs. Chicago, 38–13 (162; 68 rushing, 94 passing)
	1/29/23	<i>49ers loss at Philadelphia, 7–31 (269; 148 rushing, 121 passing) – NFC–C</i>
By Opponent:	12/12/24	Rams win vs. Los Angeles Rams, 12–6 (191; 63 rushing, 128 passing)
	1/29/23	<i>Eagles win at Philadelphia, 31–7 (164; 81 rushing, 83 passing) – NFC–C</i>

Held Opponent Under 50 Yards Rushing

By 49ers:	12/31/23	49ers win at Washington, 27–10 (62)
	1/11/20	<i>49ers win vs. Minnesota, 27–10 (21) – NFC–D</i>
By Opponent:	11/24/24	Packers win at Green Bay, 38–10 (44)
	1/11/98	<i>Packers win vs. Green Bay, 23–10 (33) – NFC–C</i>

Held Opponent Under 75 Yards Rushing

By 49ers:	12/8/24	49ers win vs. Chicago, 38–13 (68)
	1/22/22	<i>49ers win at Green Bay, 13–10 (67) – NFC–D</i>
By Opponent:	12/24/24	Rams win vs. Los Angeles Rams, 12–6 (63)
	1/30/22	<i>Rams win at Los Angeles, 20–17 (50) – NFC–C</i>

Held Opponent Under 100 Yards Rushing

By 49ers:	12/8/24	49ers win vs. Chicago, 38–13 (68)
	1/22/23	<i>49ers win vs. Dallas, 19–12 (76) – NFC–D</i>
By Opponent:	12/30/24	Lions win vs. Detroit, 40–34 (75)
	1/29/23	<i>Eagles win at Philadelphia, 31–7 (81) – NFC–C</i>

Held Opponent Under 100 Net Yards Passing

By 49ers:	12/8/24	49ers win vs. Chicago, 38–13 (94)
	1/4/97	<i>49ers loss at Green Bay, 14–35 (71) – NFC–D</i>
By Opponent:	12/1/24	Bills win at Buffalo, 35–10 (86)
	1/29/23	<i>Eagles win at Philadelphia, 31–7 (83) – NFC–C</i>

Held Opponent Under 150 Net Yards Passing

By 49ers:	12/8/24	49ers win vs. Chicago, 38–13 (94)
	1/29/23	<i>49ers loss at Philadelphia, 7–31 (121) – NFC–C</i>
By Opponent:	12/12/24	Rams win vs. Los Angeles, 12–6 (128)
	1/29/23	<i>Eagles win at Philadelphia, 31–7 (83) – NFC–C</i>

Interception Return for a Touchdown

By 49ers:	9/29/24	Fred Warner, 45 (QB Jacoby Brissett) vs. New England
	1/3/98	<i>Ken Norton, 23 (QB Randall Cunningham) vs. Minnesota – NFC–D</i>
By Opponent:	11/23/23	Jordyn Brooks, 12 (QB Brock Purdy) at Seattle
	1/12/13	<i>Sam Shields, 52 (QB Colin Kaepernick) vs. Green Bay – NFC–D</i>

THE LAST TIME ...

DEFENSIVE TOTALS

Individual with Three-or-More Interceptions

By 49ers: 10/8/06 Walt Harris (1–Andrew Walter, 2–Marcus Tuiasosopo) vs. Oakland
 By Opponent: 11/20/77 Bill Simpson (1–Scott Bull, 2–Jim Plunkett) vs. Los Angeles Rams

Individual with Two-or-More Interceptions

By 49ers: 12/17/23 Charvarius Ward (2 – QB Kyler Murray) at Arizona
 1/20/24 Dre Greenlaw (2 – QB Jordan Love) vs. Green Bay – NFC–D
 By Opponent: 12/30/24 Kerby Joseph (2 – QB Brock Purdy) vs. Detroit
 1/9/99 William White (2 – QB Steve Young) at Atlanta – NFC–D

Seven-or-More Sacks by Team

By 49ers: 12/8/24 49ers win vs. Chicago, 38–13 (7)
 1/6/85 49ers win vs. Chicago, 23–0 (9) – NFC–C
 By Opponent: 10/21/18 Rams win vs. Los Angeles Rams, 39–10 (7)

Six-or-More Sacks by Team

By 49ers: 12/8/24 49ers win vs. Chicago, 38–13 (7)
 1/11/20 49ers win vs. Minnesota, 27–10 (6) – NFC–D
 By Opponent: 9/15/24 Vikings win at Minnesota, 23–17 (6)

Five-or-More Sacks by Team

By 49ers: 12/8/24 49ers win vs. Chicago, 38–13 (7)
 1/22/22 49ers win at Green Bay, 13–10 (5) – NFC–D
 By Opponent: 9/15/24 Vikings win at Minnesota, 23–17 (6)

Individual with Three-or-More Sacks

By 49ers: 12/8/24 Yetur Gross-Matos (3.0 of QB Caleb Williams) vs. Chicago
 1/9/93 Pierce Holt (3.0 of QB Mark Rypien) vs. Washington – NFC–D
 By Opponent: 9/10/23 T.J. Watt (3.0 of QB Brock Purdy) at Pittsburgh
 1/17/93 Tony Casillas (3.0 of QB Steve Young) vs. Dallas – NFC–C

Individual with Two-or-More Sacks

By 49ers: 12/30/24 Nick Bosa (2.0 of QB Jared Goff) vs. Detroit
 1/28/24 Nick Bosa (2.0 of QB Jared Goff) vs. Detroit – NFC–C
 By Opponent: 12/12/24 Kobie Turner (2.0 of QB Brock Purdy) vs. Los Angeles Rams
 1/29/23 Haason Reddick (1.0 of QB Brock Purdy & 1.0 of QB Josh Johnson) at Philadelphia – NFC–C

Fumble Recovered for Touchdown

By 49ers: 12/4/22 Dre Greenlaw recovered a Tua Tagovailoa fumble and returned it 23 yards vs. Miami
 12/26/71 Bob Hoskins recovered a Bruce Gossett fumble in end zone vs. Washington – NFC–D
 By Opponent: 10/16/22 Jaylinn Hawkins recovered an A.J. Terrell fumble in end zone at Atlanta
 1/4/97 Antonio Freeman recovered an Edgar Bennett fumble in end zone at Green Bay – NFC–D

SPECIAL TEAMS TOTALS

Kickoff Return for a Touchdown

By 49ers: 12/16/18 Richie James, 97 yards vs. Seattle
 1/11/98 Chuck Levy, 95 yards vs. Green Bay – NFC–C
 By Opponent: 10/10/24 Laviska Shenault Jr., 97 yards at Seattle
 2/3/13 Jacoby Jones, 108 yards vs. Baltimore – SB XLVII

Kickoff Return for a Touchdown on the Opening Kickoff

By 49ers: 11/10/08 Allen Rossum, 104 yards at Arizona
 12/23/72 Vic Washington, 97 yards vs. Dallas – NFC–D
 By Opponent: (could not find an instance when it occurred)

Punt Return for a Touchdown

By 49ers: 9/11/11 Ted Ginn Jr., 55 yards vs. Seattle
 By Opponent: 12/3/17 Tarik Cohen, 61 yards at Chicago
 1/4/97 Desmond Howard, 71 yards at Green Bay – NFC–D

THE LAST TIME ...

SPECIAL TEAMS TOTALS

Blocked Punt Recovered for Touchdown

By 49ers:	10/3/10	Taylor Mays recovered Michael Koenen's punt (blocked by Dominique Zeigler) in the end zone at Atlanta
	1/22/22	<i>Talanoa Hufanga recovered Corey Bojorquez's punt (blocked by Jordan Willis) and returned it 6 yds. at Green Bay – NFC–D</i>
By Opponent:	9/28/14	Brad Smith recovered Andy Lee's punt (blocked by Trey Burton) in the end zone vs. Philadelphia

Blocked Punt

By 49ers:	9/14/14	Aaron Lynch blocked Patrick O'Donnell's punt vs. Chicago
	1/22/22	<i>Jordan Willis blocked Corey Bojorquez's punt at Green Bay – NFC–D</i>
By Opponent:	9/15/24	C.J. Ham blocked Mitch Wishnowsky's punt at Minnesota
	12/16/71	<i>Jon Jaqua blocked Steve Spurrier's punt vs. Washington – NFC–D</i>

Blocked PAT

By 49ers:	12/30/24	Jordan Elliott blocked a PAT attempt by Jake Bates vs. Detroit
	1/22/23	<i>Samson Ebukam blocked a PAT attempt by Brett Maher vs. Dallas – NFC–D</i>
By Opponent:	12/24/17	Jalen Myrick blocked a PAT attempt by Robbie Gould vs. Jacksonville
	2/11/24	<i>Leo Chenal blocked a PAT attempt by Jake Moody at Kansas City – SB LVIII</i>

Missed (not blocked) PAT

By 49ers:	12/30/24	Jake Moody vs. Detroit
By Opponent:	12/30/24	Jake Bates vs. Detroit

Blocked Field Goal

By 49ers:	10/6/24	Jordan Elliott blocked a 45-yard attempt by Chad Ryland vs. Arizona
	1/22/22	<i>Jimmie Ward blocked a 39-yard attempt by Mason Crosby at Green Bay – NFC–D</i>
By Opponent:	10/9/22	Yetur Gross-Matos blocked a 43-yard attempt by Robbie Gould at Carolina
	1/20/24	<i>Colby Wooden blocked a 48-yard attempt by Jake Moody vs. Green Bay – NFC–D</i>

Blocked Field Goal returned for a TD

By 49ers:	10/6/24	Deommodore Lenoir, 61-yard return after Jordan Elliott blocked a 45-yard attempt by Chad Ryland vs. Arizona
By Opponent:	9/18/22	Michael Jackson, 86-yard return after Tariq Woolen blocked a 20-yard attempt by Robbie Gould vs. Seattle

Individual with Five–or–More Field Goals

By 49ers:	9/9/24	Jake Moody (6–6) vs. New York Jets
By Opponent:	12/22/24	Jason Sanders (5–5) at Miami
	1/20/91	<i>Matt Bahr (5–6) vs. New York Giants – NFC–C</i>

Individual with Four–or–More Field Goals

By 49ers:	9/9/24	Jake Moody (6–6) vs. New York Jets
	1/22/23	<i>Robbie Gould (4–4) vs. Dallas – NFC–D</i>
By Opponent:	12/22/24	Jason Sanders (5–5) at Miami
	2/11/24	<i>Harrison Butker (4–4) at Kansas City – SB LVIII</i>

Individual with Three–or–More Field Goals

By 49ers:	11/10/24	Jake Moody (3–6) at Tampa Bay
	2/11/24	<i>Jake Moody (3–3) at Kansas City – SB LVIII</i>
By Opponent:	12/22/24	Jason Sanders (5–5) at Miami
	2/11/24	<i>Harrison Butker (4–4) at Kansas City – SB LVIII</i>

Successful Onsidess Kick

By 49ers:	9/21/17	Robbie Gould kick recovered by Raheem Mostert vs. Los Angeles Rams (4th Q)
By Opponent:	9/12/21	Austin Seibert kick recovered by Godwin Igwebuike at Detroit (4th Q)

Failed Onsidess Kick Attempt

By 49ers:	12/30/24	Jake Moody kick out of bounds vs. Detroit (4th Q)
By Opponent:	12/17/23	Matt Prater kick recovered by Brandon Aiyuk at Arizona (4th Q)
	1/28/24	<i>Michael Badgley kick recovered by George Kittle vs. Detroit (4th Q) – NFC–C</i>

National Football League Game Summary

NFL Copyright © 2025 by The National Football League. All rights reserved. This summary and play-by-play is for the express purpose of assisting media in their coverage of the game; any other use of this material is prohibited without the written permission of the National Football League.

Date: Saturday, 8/16/2025

San Francisco 49ers at Las Vegas Raiders

Start Time: 1:05 PM PDT

at Allegiant Stadium, Las Vegas, NV

Game Day Weather

Game Weather: Sunny

Temp: 95° F (35.0° C) Humidity: 19%, Wind: SE 8 mph

Closed Stadium on Natural Grass

Outdoor Weather: Sunny

Officials

Referee: Hochuli, Shawn (83)

Umpire: Smith, Larry (0)

Down Judge: Holt, Patrick (106)

Line Judge: Podraza, Tim (47)

Field Judge: Ledet, Jason (72)

Side Judge: Quirk, Jim (5)

Back Judge: Russell, Jimmy (82)

Replay Official: Nicholson, James (0)

Lineups

San Francisco 49ers				Las Vegas Raiders			
Offense		Defense		Offense		Defense	
WR	5 D.Robinson	DL	96 J.Garvin	WR	10 D.Thornton	DT	69 A.Butler
LT	74 S.Burford	DL	95 A.Collins	WR	16 J.Meyers	DT	47 T.Booker
LG	75 C.Colby	DL	93 K.Davis	LT	74 K.Miller	DT	96 J.Laulu
C	64 J.Brendel	DL	47 B.Huff	LG	66 D.Parham	DE	98 M.Crosby
RG	77 D.Puni	LB	53 D.Winters	C	61 J.Meredith	LB	57 G.Pratt
RT	68 C.McKivitz	LB	48 T.Bethune	RG	58 J.Powers-Johnson	LB	45 D.White
TE	85 G.Kittle	CB	35 D.Flowers	RT	71 D.Glaze	LB	52 E.Roberts
WR	1 R.Pearsall	CB	26 C.Lucas	TE	89 B.Bowers	CB	22 E.Stokes
QB	13 B.Purdy	DB	2 D.Lenoir	WR	1 T.Tucker	CB	36 K.Kelly
FB	44 K.Juszczyk	S	36 M.Sigle	QB	7 G.Smith	S	11 J.Chinn
RB	32 P.Taylor	S	27 J.Brown	RB	2 A.Jeanty	S	20 I.Pola-Mao

Substitutions

WR 3 R.Chosen, K 4 J.Moody, WR 7 M.Turner, P 7 T.Morstead, TE 9 B.Willis, QB 10 M.Jones, QB 14 C.Bradley, WR 18 I.Hodgins, RB 20 J.Wilson, CB 28 D.Luter, RB 30 K.Vaughn, CB 33 S.Neal, S 38 J.Mahoney, CB 40 D.Canteen, LB 41 J.Graham, LB 45 N.Martin, LB 46 C.Surratt, LS 46 J.Weeks, CB 49 J.Robinson, RB 49 C.Kiner, LB 50 S.Blanton, DL 55 S.Valdez, OL 55 D.Moss, LB 56 T.Gipson, LB 57 L.Gifford, DL 58 E.Anderson, LB 59 C.Robinson, DT 60 B.Hector, OL 61 M.Hennessy, OL 62 A.Pleasants, OL 63 N.Zakelj, DL 65 S.Brown, OL 66 D.Nugent, DE 67 D.Harris, OL 67 I.Alarcon, DE 69 W.Bradley-King, DL 76 J.Allen, T 76 I.Prince, WR 83 T.Owens, WR 84 R.Gage, WR 86 J.Bergen, TE 88 J.Tonges, TE 89 L.Farrell

Substitutions

RB 3 Z.White, WR 4 S.Jackson, QB 5 C.Miller, P 6 A.Cole, K 8 D.Carlson, DE 9 T.Wilson, QB 12 A.O'Connell, WR 13 P.Dorsett, WR 15 M.Callaway, WR 17 C.Johnson, WR 18 J.Bech, WR 19 T.Mellott, RB 23 D.Laube, CB 25 D.Richardson, CB 26 D.Porter, CB 27 S.Webb, RB 28 S.McCormick, S 29 C.Smith, CB 30 D.Holmes, RB 31 R.Mostert, LB 33 J.Adams, RB 35 C.Collier, S 37 T.Taylor, S 38 H.Clark, CB 39 J.Humphrey, S 40 J.Woods, CB 41 G.Vance, LB 42 M.Jones, LB 43 M.Barrett, LB 44 T.Eichenberg, TE 46 C.Runyon, DB 48 T.Edmunds, DE 49 C.Snowden, LS 50 J.Bobenmoyer, DE 51 M.Koonce, LB 53 A.Gainer, LB 54 J.Smith, LB 55 C.Lindenberg, G 56 A.Mafi, DE 59 J.Joyner, T 60 C.Grant, C 64 J.Hufford, C 67 W.Putnam, DT 68 T.Ma'ae, T 70 P.Clements, T 72 G.Ayedze, DT 73 A.Booker, DT 75 K.Coburn, G 76 C.Rogers, T 77 T.Munford, T 78 D.Wagner, OL 79 L.Tasi, TE 80 I.Thomas, WR 81 A.Bachman, TE 84 Q.Ismail, WR 85 K.Jackson, TE 86 A.Okwuegbunam, TE 87 M.Mayer, TE 88 J.Shorter, DE 90 O.Oghoufo, DE 91 J.Harvey, DT 92 J.Pegues, DT 93 Z.Carter, DT 97 T.Hemingway, DE 99 A.Carter

Did Not Play

CB 0 R.Green, QB 4 K.Rourke, S 6 M.Mustapha, WR 11 B.Aiyuk, WR 15 J.Jennings, WR 17 J.Watkins, WR 19 J.Cowing, CB 20 U.Stout, CB 22 T.Brown, RB 23 C.McCaffrey, S 24 R.Grant, S 25 J.Pinnock, RB 29 J.James, RB 31 I.Guerendo, CB 43 F.Moreau, DL 51 R.Beal, LB 54 F.Warner, T 71 T.Williams, OL 78 B.Bartch, DL 90 K.Givens, DL 91 S.Okuayinonu, DL 92 J.Elliott, DL 94 Y.Gross-Matos, DL 97 N.Bosa, DL 98 M.Williams, DL 99 C.West

Did Not Play

S 32 L.Johnson, S 34 T.Harper, G 65 A.Cappa, DT 95 L.Fotu

Not Active

Not Active

Field Goals (made () & missed)

J.Moody	(30) 53WL (26) (50) (44) (59)	D.Carlson	(41) (35) (54) (30)				
		1	2	3	4	OT	Total
VISITOR:	San Francisco 49ers	3	7	3	9	0	22
HOME:	Las Vegas Raiders	3	10	0	6	0	19

Scoring Plays

National Football League Game Summary

NFL Copyright © 2025 by The National Football League. All rights reserved. This summary and play-by-play is for the express purpose of assisting media in their coverage of the game; any other use of this material is prohibited without the written permission of the National Football League.

Team	Qtr	Time	Play Description (Extra Point) (Drive Info)	Visitor	Home
49ers	1	9:16	J.Moody 30 yd. Field Goal (12-61, 5:44)	3	0
Raiders	1	5:17	D.Carlson 41 yd. Field Goal (8-47, 3:59)	3	3
Raiders	2	13:51	A.Jeanty 1 yd. run (D.Carlson kick) (8-41, 4:03)	3	10
49ers	2	9:45	J.Wilson 1 yd. run (J.Moody kick) (8-71, 4:06)	10	10
Raiders	2	0:08	D.Carlson 35 yd. Field Goal (13-40, 3:04)	10	13
49ers	3	4:15	J.Moody 26 yd. Field Goal (14-72, 7:30)	13	13
Raiders	4	14:04	D.Carlson 54 yd. Field Goal (11-45, 5:11)	13	16
49ers	4	9:27	J.Moody 50 yd. Field Goal (9-40, 4:37)	16	16
Raiders	4	3:41	D.Carlson 30 yd. Field Goal (13-53, 5:46)	16	19
49ers	4	0:37	J.Moody 44 yd. Field Goal (10-44, 3:04)	19	19
49ers	4	0:00	J.Moody 59 yd. Field Goal (3-0, 0:13)	22	19
Paid Attendance: 62,027				Time: 2:57	

Final Individual Statistics

San Francisco 49ers								Las Vegas Raiders											
RUSHING		ATT	YDS	AVG	LG	TD			RUSHING		ATT	YDS	AVG	LG	TD				
K.Vaughn		9	24	2.7	10	0			A.Jeanty		7	33	4.7	13	1				
C.Kiner		2	23	11.5	19	0			C.Collier		4	26	6.5	9	0				
J.Wilson		8	16	2.0	9	1			R.Mostert		3	9	3.0	4	0				
M.Jones		3	4	1.3	3	0			D.Laube		2	5	2.5	4	0				
C.Bradley		1	2	2.0	2	0			Z.White		1	5	5.0	5	0				
B.Purdy		1	1	1.0	1	0			S.McCormick		1	2	2.0	2	0				
P.Taylor		4	-6	-1.5	2	0			C.Miller		1	-3	-3.0	-3	0				
Total		28	64	2.3	19	1			Total		19	77	4.1	13	1				
PASSING		ATT	CMP	YDS	SK/YD	TD	LG	IN	RT	PASSING		ATT	CMP	YDS	SK/YD	TD	LG	IN	RT
M.Jones		16	13	135	0/0	0	24	1	75.8	A.O'Connell		23	15	138	2/17	0	18	1	63.3
C.Bradley		13	8	96	2/13	0	30	0	84.1	G.Smith		8	6	55	0/0	0	28	0	93.2
B.Purdy		7	5	66	0/0	0	21	0	100.9	C.Miller		6	2	25	2/7	0	14	1	7.6
Total		36	26	297	2/13	0	30	1	85.1	Total		37	23	218	4/24	0	28	2	55.9
PASS RECEIVING		TAR	REC	YDS	AVG	LG	TD			PASS RECEIVING		TAR	REC	YDS	AVG	LG	TD		
R.Chosen		7	5	92	18.4	30	0			S.Jackson		3	3	28	9.3	14	0		
D.Robinson		4	3	44	14.7	24	0			R.Mostert		4	3	16	5.3	7	0		
R.Pearsall		4	3	42	14.0	21	0			C.Runyon		4	2	29	14.5	18	0		
R.Gage		3	3	25	8.3	11	0			J.Bech		3	2	21	10.5	13	0		
I.Hodgins		4	2	21	10.5	11	0			Q.Ismail		4	2	20	10.0	12	0		
J.Tonges		2	2	11	5.5	8	0			C.Johnson		2	2	18	9.0	11	0		
B.Willis		2	2	8	4.0	7	0			A.Bachman		3	2	15	7.5	16	0		
T.Owens		3	1	17	17.0	17	0			B.Bowers		1	1	28	28.0	28	0		
J.Wilson		2	1	16	16.0	16	0			A.Okwuegbunam		2	1	11	11.0	11	0		
L.Farrell		1	1	13	13.0	13	0			M.Mayer		1	1	11	11.0	11	0		
C.Kiner		1	1	4	4.0	4	0			S.McCormick		1	1	9	9.0	9	0		
K.Vaughn		2	1	3	3.0	3	0			T.Tucker		1	1	6	6.0	6	0		
J.Bergen		1	1	1	1.0	1	0			J.Meyers		1	1	4	4.0	4	0		
										A.Jeanty		1	1	2	2.0	2	0		
										D.Thornton		2	0	0	0.0	0	0		
										I.Thomas		1	0	0	0.0	0	0		
										M.Callaway		1	0	0	0.0	0	0		
										P.Dorsett		1	0	0	0.0	0	0		
Total		36	26	297	11.4	30	0			Total		36	23	218	9.5	28	0		
INTERCEPTIONS			NO	YDS	AVG	LG	TD			INTERCEPTIONS			NO	YDS	AVG	LG	TD		
C.Lucas			1	1	1.0	1	0			J.Chinn			1	4	4.0	4	0		
J.Mahoney			1	1	1.0	1	0												
Total			2	2	1.0	1	0			Total			1	4	4.0	4	0		
PUNTING		NO	YDS	AVG	NET	TB	IN20	LG	PUNTING		NO	YDS	AVG	NET	TB	IN20	LG		
									A.Cole		1	47	47.0	47.0	0	0	47		
Total		0	0	0	0	0	0	0	Total		1	47	47.0	47.0	0	0	47		
PUNT RETURNS		NO	YDS	AVG	FC	LG	TD			PUNT RETURNS		NO	YDS	AVG	FC	LG	TD		
J.Bergen		1	0	0.0	0	0	0												
Total		1	0	0.0	0	0	0			Total		0	0	0.0	0	0	0		
KICKOFF RETURNS		NO	YDS	AVG	FC	LG	TD			KICKOFF RETURNS		NO	YDS	AVG	FC	LG	TD		
J.Bergen		3	63	21.0	0	25	0			T.Mellott		1	42	42.0	0	42	0		
D.Flowers		2	51	25.5	0	27	0			C.Collier		1	32	32.0	0	32	0		
[TOUCHBACK]		1	0	0.0	0	0	0			S.McCormick		1	27	27.0	0	27	0		
										D.Laube		1	27	27.0	0	27	0		
										Z.White		1	26	26.0	0	26	0		
										[TOUCHBACK]		1	0	0.0	0	0	0		
Total		5	114	22.8	0	27	0			Total		5	154	30.8	0	42	0		

Final Individual Statistics

San Francisco 49ers											
FUMBLES	FUM	LOST	OWN-REC	YDS	TD	FORCED	OPP-REC	YDS	TD	OUT-BDS	
J.Tonges	1	0	0	0	0	0	0	0	0	1	
Total	1	0	0	0	0	0	0	0	0	1	

Las Vegas Raiders											
FUMBLES	FUM	LOST	OWN-REC	YDS	TD	FORCED	OPP-REC	YDS	TD	OUT-BDS	
Total	0	0	0	0	0	0	0	0	0	0	

San Francisco 49ers vs Las Vegas Raiders
8/16/2025 at Allegiant Stadium

Final Team Statistics

	Visitor 49ers	Home Raiders
TOTAL FIRST DOWNS	24	18
By Rushing	5	5
By Passing	16	13
By Penalty	3	0
THIRD DOWN EFFICIENCY	3-11-27.3%	9-16-56.3%
FOURTH DOWN EFFICIENCY	3-3-100.0%	0-0-0.0%
TOTAL NET YARDS	348	271
Total Offensive Plays (inc. times thrown passing)	66	60
Average gain per offensive play	5.3	4.5
NET YARDS RUSHING	64	77
Total Rushing Plays	28	19
Average gain per rushing play	2.3	4.1
Tackles for a loss-number and yards	4-15	1-3
NET YARDS PASSING	284	194
Times thrown - yards lost attempting to pass	2-13	4-24
Gross yards passing	297	218
PASS ATTEMPTS-COMPLETIONS-HAD INTERCEPTED	36-26-1	37-23-2
Avg gain per pass play (inc.# thrown passing)	7.5	4.7
KICKOFFS Number-In End Zone-Touchbacks	6-2-1	6-1-1
PUNTS Number and Average	0-0.0	1-47.0
Had Blocked	0	0
FGs - PATs Had Blocked	0-0	0-0
Net Punting Average	0.0	47.0
TOTAL RETURN YARDAGE (Not Including Kickoffs)	2	4
No. and Yards Punt Returns	1-0	0-0
No. and Yards Kickoff Returns	5-114	5-154
No. and Yards Interception Returns	2-2	1-4
PENALTIES Number and Yards	5-30	7-64
FUMBLES Number and Lost	1-0	0-0
TOUCHDOWNS	1	1
Rushing	1	1
Passing	0	0
EXTRA POINTS Made-Attempts	1-1	1-1
Kicking Made-Attempts	1-1	1-1
FIELD GOALS Made-Attempts	5-6	4-4
RED ZONE EFFICIENCY	1-4-25%	1-3-33%
GOAL TO GO EFFICIENCY	1-3-33%	1-1-100%
SAFETIES	0	0
FINAL SCORE	22	19
TIME OF POSSESSION	32:24	27:36

Ball Possession And Drive Chart

San Francisco 49ers

#	Time Recd	Time Lost	Time Poss	How Ball Obtained	Drive Began	# Play	Yds Gain	Yds Pen	Net Yds	1st Down	Last Scrm	How Given Up
1	15:00	9:16	5:44	Kickoff	SF 27	12	61	0	61	4	* LV 12	Field Goal
2	5:17	2:54	2:23	Kickoff	SF 19	5	18	0	18	1	SF 37	Interception
3	13:51	9:45	4:06	Kickoff	SF 29	8	56	15	71	6	* LV 1	Touchdown
4	7:51	3:12	4:39	Punt	SF 24	10	52	-10	42	2	LV 34	Missed FG
5	0:08	0:00	0:08	Kickoff	SF 35	1	-1	0	-1	0	SF 35	End of Half
6	11:45	4:15	7:30	Interception	SF 20	14	73	-1	72	5	* LV 8	Field Goal
7	14:04	9:27	4:37	Kickoff	SF 29	9	40	0	40	2	LV 31	Field Goal
8	3:41	0:37	3:04	Kickoff	SF 30	10	49	-5	44	4	* LV 26	Field Goal
9	0:13	0:00	0:13	Interception	LV 41	3	0	0	0	0	LV 41	Field Goal

(272) Average SF 30

Las Vegas Raiders

#	Time Recd	Time Lost	Time Poss	How Ball Obtained	Drive Began	# Play	Yds Gain	Yds Pen	Net Yds	1st Down	Last Scrm	How Given Up
1	9:16	5:17	3:59	Kickoff	LV 30	8	47	0	47	2	SF 23	Field Goal
2	2:54	13:51	4:03	Interception	SF 41	8	41	0	41	4	* SF 1	Touchdown
3	9:45	7:51	1:54	Kickoff	LV 31	3	-2	0	-2	0	LV 29	Punt
4	3:12	0:08	3:04	Missed FG	LV 43	13	45	-5	40	3	* SF 17	Field Goal
5	15:00	11:45	3:15	Kickoff	LV 43	5	39	-10	29	2	SF 28	Interception
6	4:15	14:04	5:11	Kickoff	LV 19	11	55	-10	45	3	SF 36	Field Goal
7	9:27	3:41	5:46	Kickoff	LV 35	13	53	0	53	4	* SF 12	Field Goal
8	0:37	0:13	0:24	Kickoff	LV 32	3	-7	0	-7	0	LV 25	Interception

(292) Average LV 36

* inside opponent's 20

Time of Possession by Quarter

		1st	2nd	3rd	4th	OT	Total
Visitor	San Francisco 49ers	8:07	8:53	7:30	7:54		32:24
Home	Las Vegas Raiders	6:53	6:07	7:30	7:06		27:36
Kickoff Drive No.-Start Average		49ers: 6 - SF 28		Raiders: 6 - LV 32			

Final Defensive Statistics

San Francisco 49ers				Regular Defensive Plays								Special Teams					Misc				
	TKL	AST	COMB	SK	/ YDS	TFL	Q	IN	PD	FF	FR		TKL	AST	FF	FR	BL	TKL	AST	FF	FR
N.Martin	5	1	6	1	9	2	1	0	0	0	0		0	0	0	0	0	0	0	0	0
C.Surratt	5	1	6	0	0	0	1	0	0	0	0		0	0	0	0	0	0	0	0	0
D.Canteen	4	0	4	0	0	0	0	0	0	0	0		0	1	0	0	0	0	0	0	0
J.Brown	3	1	4	0	0	0	0	0	0	0	0		0	0	0	0	0	0	0	0	0
M.Sigle	3	0	3	0	0	0	0	0	0	0	0		0	0	0	0	0	0	0	0	0
D.Luter	3	0	3	0	0	0	0	0	0	0	0		0	0	0	0	0	0	0	0	0
J.Mahoney	2	1	3	0	0	1	0	1	1	0	0		0	0	0	0	0	0	0	0	0
C.Lucas	2	0	2	1	6	1	1	1	1	0	0		0	0	0	0	0	0	0	0	0
T.Gipson	2	0	2	1	8	1	1	0	0	0	0		0	0	0	0	0	0	0	0	0
S.Neal	2	0	2	0	0	0	0	0	1	0	0		0	0	0	0	0	0	0	0	0
D.Winters	2	0	2	0	0	0	0	0	0	0	0		0	0	0	0	0	0	0	0	0
D.Flowers	2	0	2	0	0	0	0	0	0	0	0		0	0	0	0	0	0	0	0	0
T.Bethune	1	1	2	0	0	0	0	0	0	0	0		0	0	0	0	0	0	0	0	0
J.Garvin	0	2	2	0	0	0	0	0	0	0	0		0	0	0	0	0	0	0	0	0
D.Harris	1	0	1	1	1	1	1	0	0	0	0		0	0	0	0	0	0	0	0	0
L.Gifford	1	0	1	0	0	0	0	0	0	0	0		1	0	0	0	0	0	0	0	0
K.Davis	1	0	1	0	0	0	0	0	0	0	0		0	0	0	0	0	0	0	0	0
S.Valdez	0	1	1	0	0	0	1	0	0	0	0		0	0	0	0	0	0	0	0	0
B.Huff	0	1	1	0	0	0	0	0	0	0	0		0	0	0	0	0	0	0	0	0
B.Hector	0	1	1	0	0	0	0	0	0	0	0		0	0	0	0	0	0	0	0	0
J.Graham	0	1	1	0	0	0	0	0	0	0	0		0	0	0	0	0	0	0	0	0
S.Brown	0	1	1	0	0	0	0	0	0	0	0		0	0	0	0	0	0	0	0	0
J.Allen	0	0	0	0	0	0	2	0	0	0	0		1	1	0	0	0	0	0	0	0
C.Robinson	0	0	0	0	0	0	0	0	0	0	0		1	0	0	0	0	0	0	0	0
B.Willis	0	0	0	0	0	0	0	0	0	0	0		1	0	0	0	0	0	0	0	0
R.Gage	0	0	0	0	0	0	0	0	0	0	0		0	0	0	0	0	1	0	0	0
Total	39	12	51	4	24	6	8	2	3	0	0		4	2	0	0	0	1	0	0	0

TKL = Tackle AST = Assist COMB = Combined QH=QB Hit IN = Interception PD = Pass Defense FF = Forced Fumble FR = Fumble Recovery

Final Defensive Statistics

Las Vegas Raiders	Regular Defensive Plays											Special Teams					Misc			
	TKL	AST	COMB	SK	/ YDS	TFL	QH	IN	PD	FF	FR	TKL	AST	FF	FR	BL	TKL	AST	FF	FR
C.Smith	6	0	6	0	0	0	0	0	0	0	0	1	0	0	0	0	0	0	0	0
C.Snowden	6	0	6	0	0	2	0	0	0	0	0	0	0	0	0	0	0	0	0	0
T.Eichenberg	4	2	6	0	0	0	0	0	0	0	0	0	1	0	0	0	0	0	0	0
T.Edmunds	3	2	5	0	0	0	0	0	0	0	0	0	0	0	0	0	0	0	0	0
I.Pola-Mao	2	2	4	0	0	0	0	0	0	0	0	0	0	0	0	0	0	0	0	0
E.Roberts	3	0	3	0	0	0	0	0	0	0	0	0	0	0	0	0	0	0	0	0
A.Carter	2	1	3	1	6	1	1	0	0	0	0	0	0	0	0	0	0	0	0	0
T.Booker	2	1	3	0	0	0	0	0	0	0	0	0	0	0	0	0	0	0	0	0
E.Stokes	2	0	2	0	0	0	0	0	0	0	0	0	0	0	0	0	0	0	0	0
J.Woods	2	0	2	0	0	0	0	0	0	0	0	0	0	0	0	0	0	0	0	0
H.Clark	2	0	2	0	0	0	0	0	0	0	0	0	0	0	0	0	0	0	0	0
M.Crosby	1	1	2	0	0	1	0	0	0	0	0	0	0	0	0	0	0	0	0	0
A.Butler	1	1	2	0	0	1	0	0	0	0	0	0	0	0	0	0	0	0	0	0
M.Jones	1	1	2	0	0	0	0	0	0	0	0	0	0	0	0	0	0	0	0	0
J.Smith	1	1	2	0	0	0	0	0	0	0	0	0	0	0	0	0	0	0	0	0
J.Pegues	0	2	2	0.5	3.5	0	1	0	0	0	0	0	0	0	0	0	0	0	0	0
C.Lindenberg	0	2	2	0	0	0	0	0	0	0	0	0	0	0	0	0	0	0	0	0
D.Holmes	1	0	1	0	0	0	1	0	0	0	0	0	0	0	0	0	0	0	0	0
D.Porter	1	0	1	0	0	0	0	0	0	0	0	1	1	0	0	0	0	0	0	0
G.Pratt	1	0	1	0	0	0	0	0	0	0	0	0	0	0	0	0	0	0	0	0
J.Laulu	1	0	1	0	0	0	0	0	0	0	0	0	0	0	0	0	0	0	0	0
J.Adams	1	0	1	0	0	0	0	0	0	0	0	0	0	0	0	0	0	0	0	0
J.Joyner	1	0	1	0	0	0	0	0	0	0	0	0	0	0	0	0	0	0	0	0
M.Barrett	0	1	1	0.5	3.5	0	2	0	0	0	0	0	0	0	0	0	0	0	0	0
T.Ma'ae	0	1	1	0	0	0	1	0	0	0	0	0	0	0	0	0	0	0	0	0
D.White	0	1	1	0	0	0	0	0	0	0	0	0	0	0	0	0	0	0	0	0
M.Koonce	0	1	1	0	0	0	0	0	0	0	0	0	0	0	0	0	0	0	0	0
K.Kelly	0	1	1	0	0	0	0	0	0	0	0	0	0	0	0	0	0	0	0	0
T.Hemingway	0	1	1	0	0	0	0	0	0	0	0	0	0	0	0	0	0	0	0	0
O.Oghoufo	0	1	1	0	0	0	0	0	0	0	0	0	0	0	0	0	0	0	0	0
S.Webb	0	1	1	0	0	0	0	0	0	0	0	0	0	0	0	0	0	0	0	0
J.Humphrey	0	1	1	0	0	0	0	0	0	0	0	0	0	0	0	0	0	0	0	0
T.Wilson	0	0	0	0	0	0	1	0	0	0	0	0	0	0	0	0	0	0	0	0
J.Chinn	0	0	0	0	0	0	0	1	1	0	0	0	0	0	0	0	0	0	0	0
T.Taylor	0	0	0	0	0	0	0	0	1	0	0	0	0	0	0	0	0	0	0	0
D.Laube	0	0	0	0	0	0	0	0	0	0	0	1	0	0	0	0	0	0	0	0
T.Mellott	0	0	0	0	0	0	0	0	0	0	0	1	0	0	0	0	0	0	0	0
C.Johnson	0	0	0	0	0	0	0	0	0	0	0	1	0	0	0	0	0	0	0	0
A.Bachman	0	0	0	0	0	0	0	0	0	0	0	0	0	0	0	0	1	0	0	0
J.Shorter	0	0	0	0	0	0	0	0	0	0	0	0	0	0	0	0	1	0	0	0
Total	44	25	69	2	13	5	7	1	2	0	0	5	2	0	0	0	2	0	0	0

San Francisco 49ers vs Las Vegas Raiders
8/16/2025 at Allegiant Stadium

First Half Summary

PERIOD SCORES			TIME OF POSSESSION		
49ers	3	7 = 10	49ers	17:00	
Raiders	3	10 = 13	Raiders	13:00	

Scoring Plays					
Team	Qtr	Time	Play Description (Extra Point) (Drive Info)	Visitor	Home
49ers	1	9:16	J.Moody 30 yd. Field Goal (12-61, 5:44)	3	0
Raiders	1	5:17	D.Carlson 41 yd. Field Goal (8-47, 3:59)	3	3
Raiders	2	13:51	A.Jeanty 1 yd. run (D.Carlson kick) (8-41, 4:03)	3	10
49ers	2	9:45	J.Wilson 1 yd. run (J.Moody kick) (8-71, 4:06)	10	10
Raiders	2	0:08	D.Carlson 35 yd. Field Goal (13-40, 3:04)	10	13

	San Francisco 49ers	Las Vegas Raiders
TOTAL FIRST DOWNS	13	9
First Downs Rushing-Passing-by Penalty	3 - 9 - 1	3 - 6 - 0
THIRD DOWN EFFICIENCY	3-5-60.0%	5-8-62.5%
TOTAL NET YARDS	186	131
Total Offensive Plays	34	30
NET YARDS RUSHING	50	40
NET YARDS PASSING	136	91
Gross Yards Passing	136	108
Times thrown-yards lost attempting to pass	0-0	2-17
Pass Attempts-Completions-Had Intercepted	16 - 12 - 1	19 - 13 - 0
Punts-Number and Average	0 - 0-0	1 - 47.0
Penalties-Number and Yards	1 - 10	2 - 20
Fumbles-Number and Lost	0 - 0	0 - 0
Red Zone Efficiency	1-2-50%	1-2-50%
Average Drive Start	SF 27	LV 41

San Francisco 49ers										Las Vegas Raiders									
RUSHING						RUSHING						RUSHING							
	ATT	YDS	AVG	LG	TD		ATT	YDS	AVG	LG	TD		ATT	YDS	AVG	LG	TD		
C.Kiner	2	23	11.5	19	0	A.Jeanty	7	33	4.7	13	1	Z.White	1	5	5.0	5	0		
K.Vaughn	6	18	3.0	10	0	R.Mostert	1	2	2.0	2	0								
J.Wilson	3	12	4.0	9	1														
M.Jones	2	2	1.0	3	0														
B.Purdy	1	1	1.0	1	0														
P.Taylor	4	-6	-1.5	2	0														
Total	18	50	2.8	19	1	Total	9	40	4.4	13	1								
PASSING										PASSING									
	ATT	CMP	YDS	SK/YD	TD	LG	IN	RT		ATT	CMP	YDS	SK/YD	TD	LG	IN	RT		
M.Jones	9	7	70	0/0	0	24	1	59.5	A.O'Connell	11	7	53	2/17	0	13	0	75.2		
B.Purdy	7	5	66	0/0	0	21	0	100.9	G.Smith	8	6	55	0/0	0	28	0	93.2		
Total	16	12	136	0/0	0	24	1	74.0	Total	19	13	108	2/17	0	28	0	82.8		
PASS RECEIVING										PASS RECEIVING									
	TAR	REC	YDS	AVG	LG	TD			TAR	REC	YDS	AVG	LG	TD					
D.Robinson	4	3	44	14.7	24	0	J.Bech		3	2	21	10.5	13	0					
R.Pearsall	4	3	42	14.0	21	0	R.Mostert		3	2	9	4.5	5	0					
I.Hodgins	3	2	21	10.5	11	0	B.Bowers		1	1	28	28.0	28	0					
L.Farrell	1	1	13	13.0	13	0	Q.Ismail		1	1	12	12.0	12	0					
R.Gage	1	1	11	11.0	11	0	M.Mayer		1	1	11	11.0	11	0					
C.Kiner	1	1	4	4.0	4	0	S.McCormick		1	1	9	9.0	9	0					
B.Willis	1	1	1	1.0	1	0	C.Johnson		1	1	7	7.0	7	0					
R.Chosen	1	0	0	0.0	0	0	T.Tucker		1	1	6	6.0	6	0					
							J.Meyers		1	1	4	4.0	4	0					
							A.Jeanty		1	1	2	2.0	2	0					
							A.Bachman		1	1	-1	-1.0	-1	0					
							D.Thornton		2	0	0	0.0	0	0					
							I.Thomas		1	0	0	0.0	0	0					
Total	16	12	136	11.3	24	0	Total		18	13	108	8.3	28	0					

First Half Summary

San Francisco 49ers		Regular Defensive Plays											Special Teams					Misc			
	TKL	AST	COMB	SK	/ YDS	TFL	Q	IN	PD	FF	FR		TKL	AST	FF	FR	BL	TKL	AST	FF	FR
J.Brown	3	1	4	0	0	0	0	0	0	0	0		0	0	0	0	0	0	0	0	0
M.Sigle	3	0	3	0	0	0	0	0	0	0	0		0	0	0	0	0	0	0	0	0
D.Flowers	2	0	2	0	0	0	0	0	0	0	0		0	0	0	0	0	0	0	0	0
T.Gipson	2	0	2	1	8	1	1	0	0	0	0		0	0	0	0	0	0	0	0	0
Total	10	1	11	1	8	1	1	0	0	0	0		0	0	0	0	0	0	0	0	0

Las Vegas Raiders		Regular Defensive Plays											Special Teams					Misc			
	TKL	AST	COMB	SK	/ YDS	TFL	QH	IN	PD	FF	FR		TKL	AST	FF	FR	BL	TKL	AST	FF	FR
T.Edmunds	2	2	4	0	0	0	0	0	0	0	0		0	0	0	0	0	0	0	0	0
I.Pola-Mao	2	2	4	0	0	0	0	0	0	0	0		0	0	0	0	0	0	0	0	0
E.Roberts	3	0	3	0	0	0	0	0	0	0	0		0	0	0	0	0	0	0	0	0
C.Smith	3	0	3	0	0	0	0	0	0	0	0		1	0	0	0	0	0	0	0	0
Total	10	4	14	0	0	0	0	0	0	0	0		1	0	0	0	0	0	0	0	0

Play By Play

First Quarter

8/16/2025

LV wins the coin toss and elects to defer. SF elects to Receive, and LV elects to defend the north goal.

D.Carlson kicks 62 yards from LV 35 to SF 3. J.Bergen to SF 27 for 24 yards (C.Smith).

San Francisco 49ers at 15:00, (1st play from scrimmage 14:54)

1-10-SF 27	(14:54) (Shotgun) B.Purdy pass short right to R.Pearsall to SF 34 for 7 yards (E.Stokes).	
2-3-SF 34	(14:21) B.Purdy pass short middle to R.Pearsall to SF 48 for 14 yards (E.Roberts).	P1
1-10-SF 48	(13:48) P.Taylor right tackle to SF 43 for -5 yards (M.Crosby, D.White).	
2-15-SF 43	(13:09) P.Taylor left tackle to SF 40 for -3 yards (A.Butler, M.Crosby).	
3-18-SF 40	(12:31) (Shotgun) B.Purdy pass deep middle to R.Pearsall to LV 39 for 21 yards (I.Pola-Mao).	P2
1-10-LV 39	(11:53) B.Purdy pass short left to I.Hodgins to LV 28 for 11 yards (I.Pola-Mao).	P3
1-10-LV 28	(11:18) P.Taylor right end to LV 26 for 2 yards (E.Roberts).	
2-8-LV 26	(10:46) B.Purdy pass short left to D.Robinson to LV 13 for 13 yards (E.Stokes).	P4
1-10-LV 13	(10:08) B.Purdy pass incomplete short middle to D.Robinson.	
2-10-LV 13	(10:04) (Shotgun) B.Purdy scrambles left end pushed ob at LV 12 for 1 yard (T.Booker).	
3-9-LV 12	(9:25) (Shotgun) B.Purdy pass incomplete short left to R.Pearsall [T.Wilson].	
4-9-LV 12	(9:20) J.Moody 30 yard field goal is GOOD, Center-J.Weeks, Holder-T.Morstead.	

Timeout at 09:16.

SF 3 LV 0, 12 plays, 61 yards, 5:44 drive, 5:44 elapsed

J.Moody kicks 62 yards from SF 35 to LV 3. S.McCormick to LV 30 for 27 yards (C.Robinson).

Las Vegas Raiders at 9:16, (1st play from scrimmage 9:10)

1-10-LV 30	(9:10) (Shotgun) G.Smith pass deep right to B.Bowers to SF 42 for 28 yards (J.Brown).	P1
1-10-SF 42	(8:27) (Shotgun) A.Jeanty right guard to SF 37 for 5 yards (T.Bethune; J.Garvin).	
2-5-SF 37	(7:54) (Shotgun) G.Smith pass incomplete deep right to D.Thornton.	
3-5-SF 37	(7:49) (Shotgun) A.Jeanty up the middle to SF 29 for 8 yards (M.Sigle).	R2
	Timeout #1 by LV at 07:03.	
1-10-SF 29	(7:03) (Shotgun) G.Smith pass incomplete deep right to D.Thornton.	
2-10-SF 29	(6:57) (Shotgun) G.Smith pass short left to A.Jeanty to SF 27 for 2 yards (L.Gifford).	
3-8-SF 27	(6:11) (Shotgun) G.Smith pass short left to R.Mostert to SF 23 for 4 yards (M.Sigle).	
4-4-SF 23	(5:20) D.Carlson 41 yard field goal is GOOD, Center-J.Bobenmoyer, Holder-A.Cole.	

Timeout at 05:17.

SF 3 LV 3, 8 plays, 47 yards, 3:59 drive, 9:43 elapsed

D.Carlson kicks 60 yards from LV 35 to SF 5. J.Bergen to SF 19 for 14 yards (D.Laube).

San Francisco 49ers at 5:17, (1st play from scrimmage 5:11)

1-10-SF 19	(5:11) P.Taylor left end to SF 19 for no gain (E.Roberts).	
2-10-SF 19	(4:33) (Shotgun) M.Jones pass short left to C.Kiner pushed ob at SF 23 for 4 yards (G.Pratt, T.Edmunds).	
3-6-SF 23	(4:03) (Shotgun) M.Jones pass short middle to I.Hodgins to SF 33 for 10 yards (T.Edmunds).	P5
1-10-SF 33	(3:36) C.Kiner up the middle to SF 37 for 4 yards (T.Booker; A.Butler).	
2-6-SF 37	(3:03) (Shotgun) M.Jones pass short right intended for R.Chosen INTERCEPTED by J.Chinn at SF 45. J.Chinn to SF 41 for 4 yards (R.Gage).	

Las Vegas Raiders at 2:54

1-10-SF 41	(2:54) (Shotgun) A.Jeanty left guard to SF 38 for 3 yards (B.Huff; S.Valdez).	
2-7-SF 38	(2:17) (Shotgun) A.Jeanty right guard to SF 25 for 13 yards (J.Brown).	R3
1-10-SF 25	(1:33) (Shotgun) G.Smith pass short right to J.Meyers pushed ob at SF 21 for 4 yards (J.Brown).	
2-6-SF 21	(:55) (Shotgun) A.Jeanty left tackle to SF 18 for 3 yards (D.Winters).	
	** Injury Update: SF-D.Puni is Out of the game.	
3-3-SF 18	(:12) (Shotgun) G.Smith pass short middle to T.Tucker to SF 12 for 6 yards (D.Winters).	P4
	** Injury Update: SF-P.Taylor return is Questionable.	

END OF QUARTER

	Score	Time Poss	First Downs				Efficiencies	
			R	P	X	T	3 Down	4 Down
San Francisco 49ers	3	8:07	0	5	0	5	2/3	0/0
Las Vegas Raiders	3	6:53	2	2	0	4	2/3	0/0

Second Quarter

8/16/2025

Play By Play

Las Vegas Raiders continued.

1-10-SF 12	(15:00) (Shotgun) G.Smith pass short middle to M.Mayer to SF 1 for 11 yards (D.Flowers).	P5
<u>1-1-SF 1</u>	(14:25) T.Munford reported in as eligible. A.Jeanty up the middle to SF 1 for no gain (T.Gipson).	
2-1-SF 1	(13:55) A.Jeanty right guard for 1 yard, TOUCHDOWN.	R6
	D.Carlson extra point is GOOD, Center-J.Bobenmoyer, Holder-A.Cole.	

Timeout at 13:51.

SF 3 LV 10, 8 plays, 41 yards, 4:03 drive, 1:09 elapsed

D.Carlson kicks 60 yards from LV 35 to SF 5. D.Flowers to SF 29 for 24 yards (T.Eichenberg; D.Porter).

San Francisco 49ers at 13:51, (1st play from scrimmage 13:43)

1-10-SF 29	(13:43) M.Jones pass short right to B.Willis to SF 30 for 1 yard (T.Eichenberg).	
	<i>PENALTY on LV-J.Adams, Roughing the Passer, 15 yards, enforced at SF 30.</i>	X6
<u>1-10-SF 45</u>	(13:25) C.Kiner left guard to LV 36 for 19 yards (T.Booker). SF-C.Kiner was injured during the play.	R7

Timeout at 13:08.

<u>1-10-LV 36</u>	(12:53) K.Vaughn right tackle to LV 36 for no gain (J.Laulu).	
2-10-LV 36	(12:15) (Shotgun) M.Jones pass short right to R.Gage to LV 25 for 11 yards (C.Smith).	P8
	** Injury Update: SF-C.Kiner is Out of the game.	
1-10-LV 25	(11:38) K.Vaughn left tackle to LV 15 for 10 yards (I.Pola-Mao; M.Jones).	R9
<u>1-10-LV 15</u>	(11:02) M.Jones pass short left to L.Farrell to LV 2 for 13 yards (M.Koonce; I.Pola-Mao).	P10
<u>1-2-LV 2</u>	(10:23) K.Vaughn right guard to LV 1 for 1 yard (J.Adams, K.Kelly).	
2-1-LV 1	(9:49) J.Wilson left guard for 1 yard, TOUCHDOWN.	R11
	J.Moody extra point is GOOD, Center-J.Weeks, Holder-T.Morstead.	

Timeout at 09:45.

SF 10 LV 10, 8 plays, 71 yards, 1 penalty, 4:06 drive, 5:15 elapsed

J.Moody kicks 60 yards from SF 35 to LV 5. Z.White to LV 31 for 26 yards (L.Gifford).

Las Vegas Raiders at 9:45, (1st play from scrimmage 9:38)

1-10-LV 31	(9:38) (Shotgun) A.O'Connell pass short left to R.Mostert pushed ob at LV 36 for 5 yards (T.Bethune).	
2-5-LV 36	(9:20) (Shotgun) R.Mostert right guard to LV 38 for 2 yards (K.Davis).	
3-3-LV 38	(8:41) (Shotgun) A.O'Connell sacked at LV 29 for -9 yards (N.Martin).	
4-12-LV 29	(8:02) A.Cole punts 47 yards to SF 24, Center-J.Bobenmoyer. J.Bergen to SF 24 for no gain (D.Porter).	

Timeout at 07:51.

San Francisco 49ers at 7:51

1-10-SF 24	(7:51) (Shotgun) K.Vaughn left guard to SF 27 for 3 yards (C.Snowden).	
2-7-SF 27	(7:17) (Shotgun) M.Jones pass deep middle to D.Robinson to LV 49 for 24 yards (C.Smith).	P12
<u>1-10-LV 49</u>	(6:38) M.Jones scrambles left end ran ob at LV 46 for 3 yards (T.Edmunds).	
2-7-LV 46	(5:55) K.Vaughn left guard to LV 43 for 3 yards (C.Snowden).	
3-4-LV 43	(5:16) (Shotgun) M.Jones pass short left to D.Robinson to LV 36 for 7 yards (D.Porter, T.Eichenberg).	P13
<u>1-10-LV 36</u>	(4:41) J.Wilson left end pushed ob at LV 27 for 9 yards (C.Smith).	
2-1-LV 27	(4:09) J.Wilson right end to LV 16 for 11 yards (T.Eichenberg).	
	<i>PENALTY on SF-J.Tonges, Offensive Holding, 10 yards, enforced at LV 25.</i>	
	<i>Penalty on SF-R.Chosen, Offensive Holding, declined.</i>	
2-9-LV 35	(3:54) (Shotgun) K.Vaughn right end to LV 34 for 1 yard (T.Edmunds; A.Carter).	
3-8-LV 34	(3:22) (Shotgun) M.Jones pass incomplete short left to I.Hodgins [D.Holmes].	
4-8-LV 34	(3:17) J.Moody 53 yard field goal is No Good, Wide Left, Center-J.Weeks, Holder-T.Morstead.	

Las Vegas Raiders at 3:12

1-10-LV 43	(3:12) (Shotgun) Z.White up the middle to LV 48 for 5 yards (J.Brown; J.Garvin).	
2-5-LV 48	(2:34) (Shotgun) A.O'Connell pass short right to A.Bachman to LV 47 for -1 yards (N.Martin).	

Two-Minute Warning

3-6-LV 47	(2:00) (Shotgun) A.O'Connell pass short left to J.Bech to SF 45 for 8 yards (D.Luter).	P7
<u>1-10-SF 45</u>	(1:24) (Shotgun) A.O'Connell pass short left to S.McCormick pushed ob at SF 36 for 9 yards (D.Flowers).	
2-1-SF 36	(1:17) (Shotgun) A.O'Connell sacked at SF 44 for -8 yards (T.Gipson).	
	Timeout #2 by LV at 01:10.	

San Francisco 49ers vs Las Vegas Raiders at Allegiant Stadium

3-9-SF 44	(1:10) (Shotgun) A.O'Connell pass short right to J.Bech to SF 31 for 13 yards (D.Luter).	P8
1-10-SF 31	(:44) (No Huddle, Shotgun) A.O'Connell pass incomplete short middle to R.Mostert.	
2-10-SF 31	(:41) (No Huddle, Shotgun) A.O'Connell pass incomplete deep right to J.Bech.	
3-10-SF 31	(:36) (Shotgun) A.O'Connell pass short middle to Q.Ismail to SF 19 for 12 yards (M.Sigle).	P9
	Timeout #3 by LV at 00:30.	
1-10-SF 19	(:30) (Shotgun) <i>PENALTY on LV-T.Munford, False Start, 5 yards, enforced at SF 19 - No Play.</i>	
1-15-SF 24	(:30) (Shotgun) A.O'Connell pass incomplete short right to I.Thomas.	
2-15-SF 24	(:24) (Shotgun) A.O'Connell pass short left to C.Johnson pushed ob at SF 17 for 7 yards (C.Lucas).	
3-8-SF 17	(:19) (Shotgun) A.O'Connell pass incomplete short left.	
4-8-SF 17	(:12) D.Carlson 35 yard field goal is GOOD, Center-J.Bobenmoyer, Holder-A.Cole.	

SF 10 LV 13, 13 plays, 40 yards, 3:04 drive, 14:52 elapsed

D.Carlson kicks 65 yards from LV 35 to end zone, Touchback to the SF 35.

San Francisco 49ers at 0:08

1-10-SF 35	(:08) M.Jones kneels to SF 34 for -1 yards.
------------	---

END OF QUARTER

	Score	Time Poss	First Downs				Efficiencies	
			R	P	X	T	3 Down	4 Down
San Francisco 49ers	10	8:53	3	4	1	8	1/2	0/0
Las Vegas Raiders	13	6:07	1	4	0	5	3/5	0/0

Third Quarter

8/16/2025

Play By Play

LV elects to Receive, and SF elects to defend the South goal.

** Injury Update: SF-P.Taylor is Out of the game.

J.Moody kicks 64 yards from SF 35 to LV 1. T.Mellott to LV 43 for 42 yards (B.Willis).

Las Vegas Raiders at 15:00, (1st play from scrimmage 14:51)

1-10-LV 43	(14:51) (Shotgun) A.O'Connell pass short left to C.Johnson pushed ob at SF 46 for 11 yards (S.Neal).	P10
<u>1-10-SF 46</u>	(14:16) (Shotgun) A.O'Connell pass deep right to A.Bachman to SF 30 for 16 yards (D.Luter).	P11
<u>1-10-SF 30</u>	(13:33) (Shotgun) R.Mostert right end to SF 26 for 4 yards (B.Hector). <i>PENALTY on LV-A.Mafi, Offensive Holding, 10 yards, enforced at SF 30 - No Play.</i>	
1-20-SF 40	(13:11) (Shotgun) R.Mostert left guard to SF 36 for 4 yards (B.Hector; N.Martin).	
2-16-SF 36	(12:33) (Shotgun) A.O'Connell pass short right to Q.Ismail pushed ob at SF 28 for 8 yards (N.Martin).	
3-8-SF 28	(11:51) (Shotgun) A.O'Connell pass short left intended for A.Bachman INTERCEPTED by C.Lucas at SF 19. C.Lucas to SF 20 for 1 yard (A.Bachman).	

Timeout at 11:45.

San Francisco 49ers at 11:45

1-10-SF 20	(11:45) M.Jones pass deep middle to R.Chosen to SF 42 for 22 yards (J.Woods).	P14
<u>1-10-SF 42</u>	(11:16) J.Wilson left guard to SF 46 for 4 yards (C.Snowden).	
2-6-SF 46	(10:43) J.Wilson right end to SF 42 for -4 yards (C.Snowden, T.Hemingway).	
3-10-SF 42	(10:00) (Shotgun) M.Jones pass incomplete short left to R.Gage. <i>PENALTY on LV-G.Vance, Defensive Pass Interference, 9 yards, enforced at SF 42 - No Play.</i>	X15
<u>1-10-LV 49</u>	(9:53) M.Jones pass short middle to T.Owens to LV 32 for 17 yards (C.Smith, J.Smith).	P16
<u>1-10-LV 32</u>	(9:18) M.Jones pass short middle to R.Chosen to LV 23 for 9 yards (C.Smith).	
2-1-LV 23	(8:46) J.Wilson right end pushed ob at LV 26 for -3 yards (C.Snowden).	
3-4-LV 26	(8:07) (Shotgun) M.Jones scrambles up the middle to LV 24 for 2 yards (C.Snowden).	
4-2-LV 24	(7:27) (Shotgun) M.Jones pass short right to J.Tonges to LV 21 for 3 yards (T.Edmunds).	P17
<u>1-10-LV 21</u>	(6:56) M.Jones pass short right to R.Gage to LV 16 for 5 yards (M.Jones).	
2-5-LV 16	(6:21) J.Wilson left guard to LV 10 for 6 yards (J.Smith).	R18
<u>1-10-LV 10</u>	(5:46) K.Vaughn left guard to LV 7 for 3 yards (A.Carter).	
2-7-LV 7	(5:05) (Shotgun) M.Jones pass incomplete short middle to I.Hodgins.	
3-7-LV 7	(5:02) (Shotgun) <i>PENALTY on SF-I.Prince, False Start, 5 yards, enforced at LV 7 - No Play.</i>	
3-12-LV 12	(5:02) (Shotgun) M.Jones pass short right to R.Gage to LV 3 for 9 yards (C.Smith). Timeout #1 by SF at 04:19.	
4-3-LV 3	(4:19) (Shotgun) <i>PENALTY on SF-S.Burford, False Start, 5 yards, enforced at LV 3 - No Play.</i>	
4-8-LV 8	(4:18) J.Moody 26 yard field goal is GOOD, Center-J.Weeks, Holder-T.Morstead.	

Timeout at 04:15.

SF 13 LV 13, 14 plays, 72 yards, 1 penalty, 7:30 drive, 10:45 elapsed

J.Moody kicks 63 yards from SF 35 to LV 2. D.Laube to LV 29 for 27 yards (J.Allen; D.Canteen).

PENALTY on LV-D.Porter, Offensive Holding, 10 yards, enforced at LV 29.

Penalty on LV-J.Bech, Offensive Holding, declined.

Las Vegas Raiders at 4:15, (1st play from scrimmage 4:08)

1-10-LV 19	(4:08) (Shotgun) S.McCormick left guard to LV 21 for 2 yards (C.Surratt).	
2-8-LV 21	(3:33) (Shotgun) A.O'Connell pass short left to S.Jackson pushed ob at LV 26 for 5 yards (D.Canteen).	
3-3-LV 26	(2:52) (Shotgun) A.O'Connell pass short left to R.Mostert to LV 33 for 7 yards (N.Martin).	P12
<u>1-10-LV 33</u>	(2:14) (Shotgun) A.O'Connell pass short right to C.Runyon pushed ob at SF 49 for 18 yards (J.Mahoney).	P13
<u>1-10-SF 49</u>	(1:36) (Shotgun) A.O'Connell pass incomplete deep middle to C.Runyon.	
2-10-SF 49	(1:31) (Shotgun) A.O'Connell pass incomplete deep right to Q.Ismail.	

Timeout at 01:25.

3-10-SF 49	(1:25) (Shotgun) A.O'Connell pass short left to C.Runyon to SF 38 for 11 yards (C.Surratt).	P14
<u>1-10-SF 38</u>	(:47) (Shotgun) A.O'Connell pass short right to S.McCormick to SF 29 for 9 yards (C.Lucas). <i>PENALTY on LV-C.Rogers, Offensive Holding, 10 yards, enforced at SF 38 - No Play.</i>	
1-20-SF 48	(:21) (Shotgun) A.O'Connell pass incomplete short left to C.Runyon (S.Neal).	
2-20-SF 48	(:17) (Shotgun) R.Mostert up the middle to SF 45 for 3 yards (C.Surratt; J.Mahoney).	

San Francisco 49ers vs Las Vegas Raiders at Allegiant Stadium

END OF QUARTER

END OF QUARTER	Score	Time Poss	First Downs				Efficiencies	
			R	P	X	T	3 Down	4 Down
San Francisco 49ers	13	7:30	1	3	1	5	0/2	1/1
Las Vegas Raiders	13	7:30	0	5	0	5	2/3	0/0

Fourth Quarter

8/16/2025

Play By Play

Las Vegas Raiders continued.

- 3-17-SF 45 (15:00) (Shotgun) A.O'Connell pass short right to S.Jackson to SF 36 for 9 yards (N.Martin) [J.Allen].
- 4-8-SF 36 (14:09) **D.Carlson 54 yard field goal is GOOD, Center-J.Bobenmoyer, Holder-A.Cole.**

SF 13 LV 16, 11 plays, 45 yards, 5:11 drive, 0:56 elapsed

D.Carlson kicks 61 yards from LV 35 to SF 4. J.Bergen to SF 29 for 25 yards (T.Mellott).

San Francisco 49ers at 14:04, (1st play from scrimmage 13:58)

- 1-10-SF 29 (13:58) (Shotgun) C.Bradley pass short right to R.Chosen pushed ob at SF 35 for 6 yards (J.Woods).
- 2-4-SF 35 (13:27) K.Vaughn right end to SF 38 for 3 yards (O.Oghoufo; T.Eichenberg).
- 3-1-SF 38 (12:50) (Shotgun) K.Vaughn up the middle to SF 38 for no gain (C.Lindenberg; J.Pegues). LV-J.Pegues was injured during the play.

Timeout at 12:23.

- 4-1-SF 38 (12:16) C.Bradley up the middle to SF 40 for 2 yards (J.Joyner). R19
- 1-10-SF 40 (11:30) C.Bradley pass deep left to R.Chosen pushed ob at LV 35 for 25 yards (H.Clark) [T.Ma'ae]. P20
- 1-10-LV 35 (10:59) J.Wilson up the middle to LV 34 for 1 yard (T.Eichenberg).
- 2-9-LV 34 (10:20) (Shotgun) C.Bradley pass short right to K.Vaughn to LV 31 for 3 yards (H.Clark).
- 3-6-LV 31 (9:37) (Shotgun) C.Bradley pass incomplete deep right to R.Chosen. ** Injury Update: LV-J.Pegues has returned to the game.
- 4-6-LV 31 (9:32) **J.Moody 50 yard field goal is GOOD, Center-J.Weeks, Holder-T.Morstead.**

Timeout at 09:27.

SF 16 LV 16, 9 plays, 40 yards, 4:37 drive, 5:33 elapsed

J.Moody kicks 65 yards from SF 35 to end zone, Touchback to the LV 35.

Las Vegas Raiders at 9:27

- 1-10-LV 35 (9:27) (Shotgun) C.Miller pass short middle to S.Jackson to LV 49 for 14 yards (D.Canteen). P15
- 1-10-LV 49 (8:54) (Shotgun) D.Laube left guard to SF 47 for 4 yards (C.Surratt).
- 2-6-SF 47 (8:18) (Shotgun) C.Collier left guard to SF 39 for 8 yards (S.Neal). R16
- 1-10-SF 39 (7:39) (Shotgun) C.Collier up the middle to SF 34 for 5 yards (C.Surratt).
- 2-5-SF 34 (7:00) (Shotgun) C.Miller pass incomplete deep left to M.Callaway [J.Allen].
- 3-5-SF 34 (6:55) (Shotgun) C.Miller pass short left to A.Okwuegbunam to SF 23 for 11 yards (D.Canteen) [C.Surratt]. P17
- 1-10-SF 23 (6:17) (Shotgun) C.Collier up the middle to SF 14 for 9 yards (D.Canteen).
- 2-1-SF 14 (5:40) (Shotgun) C.Miller pass incomplete short left to A.Okwuegbunam.
- 3-1-SF 14 (5:35) (Shotgun) D.Laube up the middle to SF 13 for 1 yard (C.Surratt). R18
- 1-10-SF 13 (5:10) (Shotgun) C.Miller left end to SF 16 for -3 yards (J.Mahoney).
- 2-13-SF 16 (4:33) (Shotgun) C.Collier left guard to SF 12 for 4 yards (J.Graham; S.Brown).
- 3-9-SF 12 (3:49) (Shotgun) C.Miller pass incomplete short middle to Q.Ismail.
- 4-9-SF 12 (3:44) **D.Carlson 30 yard field goal is GOOD, Center-J.Bobenmoyer, Holder-A.Cole.**

Timeout at 03:41.

SF 16 LV 19, 13 plays, 53 yards, 5:46 drive, 11:19 elapsed

D.Carlson kicks 62 yards from LV 35 to SF 3. D.Flowers to SF 30 for 27 yards (C.Johnson).

San Francisco 49ers at 3:41, (1st play from scrimmage 3:33)

- 1-10-SF 30 (3:33) (Shotgun) C.Bradley pass short right to B.Willis to SF 37 for 7 yards (T.Eichenberg).
- 2-3-SF 37 (3:04) (Shotgun) C.Bradley pass short left to J.Bergen to SF 38 for 1 yard (S.Webb; T.Ma'ae).
- 3-2-SF 38 (2:27) (Shotgun) C.Bradley sacked at SF 32 for -6 yards (A.Carter).

Two-Minute Warning

- 4-8-SF 32 (2:00) (Shotgun) C.Bradley pass short right to J.Tonges to SF 40 for 8 yards [M.Barrett]. FUMBLES, ball out of bounds at SF 41. P21
- 1-10-SF 40 (1:22) (Shotgun) C.Bradley pass short right to J.Wilson ran ob at LV 44 for 16 yards (C.Lindenberg; J.Humphrey). P22
- 1-10-LV 44 (1:15) (Shotgun) C.Bradley pass incomplete deep left to T.Owens.
- PENALTY on LV-S.Webb, Defensive Holding, 5 yards, enforced at LV 44 - No Play.* X23
- 1-10-LV 39 (1:07) (Shotgun) C.Bradley pass short middle to R.Chosen pushed ob at LV 9 for 30 yards (D.Holmes). P24
- 1-9-LV 9 (:59) (Shotgun) *PENALTY on SF-I.Prince, False Start, 5 yards, enforced at LV 9 - No Play.*
- 1-14-LV 14 (:59) (Shotgun) *PENALTY on SF-N.Zakelj, False Start, 5 yards, enforced at LV 14 - No Play.*
- 1-19-LV 19 (:59) (Shotgun) C.Bradley pass incomplete deep right to T.Owens.
- 2-19-LV 19 (:53) (Shotgun) C.Bradley sacked at LV 26 for -7 yards (sack split by J.Pegues and M.Barrett).

San Francisco 49ers vs Las Vegas Raiders at Allegiant Stadium

Timeout #2 by SF at 00:49.

3-26-LV 26 (:48) (Shotgun) C.Bradley pass incomplete short right to K.Vaughn (T.Taylor).

4-26-LV 26 (:41) **J.Moody 44 yard field goal is GOOD, Center-J.Weeks, Holder-T.Morstead.**

SF 19 LV 19, 10 plays, 44 yards, 1 penalty, 3:04 drive, 14:23 elapsed

J.Moody kicks 65 yards from SF 35 to LV 0. C.Collier to LV 32 for 32 yards (J.Allen).

Las Vegas Raiders at 0:37, (1st play from scrimmage 0:29)

1-10-LV 32 (:29) (Shotgun) C.Miller sacked at LV 26 for -6 yards (C.Lucas).

Timeout #1 by LV at 00:26.

2-16-LV 26 (:26) (Shotgun) C.Miller sacked at LV 25 for -1 yards (D.Harris).

Timeout #2 by LV at 00:21.

3-17-LV 25 (:21) (Shotgun) C.Miller pass deep right intended for P.Dorsett INTERCEPTED by J.Mahoney [S.Valdez] at LV 42. J.Mahoney to LV 41 for 1 yard (J.Shorter).

San Francisco 49ers at 0:13

1-10-LV 41 (:13) (Shotgun) C.Bradley pass incomplete short middle to T.Owens.

2-10-LV 41 (:08) (Shotgun) C.Bradley pass incomplete short left to J.Wilson.

Timeout #3 by LV at 00:04.

3-10-LV 41 (:04) **J.Moody 59 yard field goal is GOOD, Center-J.Weeks, Holder-T.Morstead.**

SF 22 LV 19, 3 plays, 0 yards, 0:13 drive, 15:00 elapsed
--

END OF QUARTER

	Score	Time Poss	First Downs				Efficiencies	
			R	P	X	T	3 Down	4 Down
San Francisco 49ers	22	7:54	1	4	1	6	0/4	2/2
Las Vegas Raiders	19	7:06	2	2	0	4	2/5	0/0

Miscellaneous Statistics Report

San Francisco 49ers vs Las Vegas Raiders
8/16/2025 at Allegiant Stadium

Ten Longest Plays for San Francisco 49ers

Yards	Qtr	Play Start	Play Description
30	4	1-10-LV 39	(1:07) (Shotgun) C.Bradley pass short middle to R.Chosen pushed ob at LV 9 for 30 yards (D.Holmes).
25	4	1-10-SF 40	(11:30) C.Bradley pass deep left to R.Chosen pushed ob at LV 35 for 25 yards (H.Clark) [T.Ma'ae].
24	2	2-7-SF 27	(7:17) (Shotgun) M.Jones pass deep middle to D.Robinson to LV 49 for 24 yards (C.Smith).
22	3	1-10-SF 20	(11:45) M.Jones pass deep middle to R.Chosen to SF 42 for 22 yards (J.Woods).
21	1	3-18-SF 40	(12:31) (Shotgun) B.Purdy pass deep middle to R.Pearsall to LV 39 for 21 yards (I.Pola-Mao).
19	2	1-10-SF 45	(13:25) C.Kiner left guard to LV 36 for 19 yards (T.Booker). SF-C.Kiner was injured during the play.
17	3	1-10-LV 49	(9:53) M.Jones pass short middle to T.Owens to LV 32 for 17 yards (C.Smith, J.Smith).
16	2	1-10-SF 29	(13:43) M.Jones pass short right to B.Willis to SF 30 for 1 yard (T.Eichenberg). PENALTY on LV-J.Adams, Roughing the Passer, 15 yards, enforced at SF 30.
16	4	1-10-SF 40	(1:22) (Shotgun) C.Bradley pass short right to J.Wilson ran ob at LV 44 for 16 yards (C.Lindenberg; J.Humphrey).
14	1	2-3-SF 34	(14:21) B.Purdy pass short middle to R.Pearsall to SF 48 for 14 yards (E.Roberts).

Ten Longest Plays for Las Vegas Raiders

Yards	Qtr	Play Start	Play Description
28	1	1-10-LV 30	(9:10) (Shotgun) G.Smith pass deep right to B.Bowers to SF 42 for 28 yards (J.Brown).
18	3	1-10-LV 33	(2:14) (Shotgun) A.O'Connell pass short right to C.Runyon pushed ob at SF 49 for 18 yards (J.Mahoney).
16	3	1-10-SF 46	(14:16) (Shotgun) A.O'Connell pass deep right to A.Bachman to SF 30 for 16 yards (D.Luter).
14	4	1-10-LV 35	(9:27) (Shotgun) C.Miller pass short middle to S.Jackson to LV 49 for 14 yards (D.Canteen).
13	1	2-7-SF 38	(2:17) (Shotgun) A.Jeanty right guard to SF 25 for 13 yards (J.Brown).
13	2	3-9-SF 44	(1:10) (Shotgun) A.O'Connell pass short right to J.Bech to SF 31 for 13 yards (D.Luter).
12	2	3-10-SF 31	(:36) (Shotgun) A.O'Connell pass short middle to Q.Ismail to SF 19 for 12 yards (M.Sigle).
11	2	1-10-SF 12	(15:00) (Shotgun) G.Smith pass short middle to M.Mayer to SF 1 for 11 yards (D.Flowers).
11	3	1-10-LV 43	(14:51) (Shotgun) A.O'Connell pass short left to C.Johnson pushed ob at SF 46 for 11 yards (S.Neal).
11	3	3-10-SF 49	(1:25) (Shotgun) A.O'Connell pass short left to C.Runyon to SF 38 for 11 yards (C.Surratt).

Touchdown Scoring Information

		Offense	Defense	Special Teams
VISITOR	San Francisco 49ers	1	0	0
HOME	Las Vegas Raiders	1	0	0

Player Scoring Information

Club	Player	TD	Rush TD	Rec TD	KO TD	Punt TD	Int TD	Fum TD	Misc TD	FG	XP	2Pt Rush	2Pt Rec	Sfty	Points
SF	J.Moody	0	0	0	0	0	0	0	0	5	1	0	0	0	16
SF	J.Wilson	0	1	0	0	0	0	0	0	0	0	0	0	0	6
LV	D.Carlson	0	0	0	0	0	0	0	0	4	1	0	0	0	13
LV	A.Jeanty	0	1	0	0	0	0	0	0	0	0	0	0	0	6

Possession Detail

	First Half		Second Half		Game	
	Visitor	Home	Visitor	Home	Visitor	Home
Largest Lead	3	7	3	3	3	7
Drives Leading	0	0	0	1	0	1
Time of Possession Leading	0:00	0:00	0:00	3:15	0:00	3:15
Largest Deficit	-7	-3	-3	-3	-7	-3
Drives Trailing	2	1	3	0	5	1
Time of Possession Trailing	4:14	3:59	15:11	0:00	19:25	3:59
Times Score Tied Up		2		3		5
Lead Changes		3		3		6

Playtime Percentage

Percent of playtime per player on offense, defense and special teams (Unofficial)

San Francisco 49ers

Las Vegas Raiders

		Offense		Defense		Special Teams				Offense		Defense		Special Teams	
N.Zakelj	OL	57	84%			7	28%	W.Putnam	C	35	56%			3	12%
C.Colby	OL	48	71%			7	28%	T.Munford	T	34	55%			2	8%
S.Burford	OL	48	71%			3	12%	A.Mafi	G	32	52%			3	12%
M.Hennessy	OL	37	54%			3	12%	C.Grant	T	32	52%			3	12%
M.Jones	QB	37	54%					C.Rogers	G	32	52%			2	8%
J.Tonges	TE	36	53%			9	36%	A.O'Connell	QB	32	52%				
R.Gage	WR	36	53%			2	8%	J.Shorter	TE	22	35%			5	20%
R.Chosen	WR	35	51%					S.Jackson	WR	22	35%			5	20%
A.Pleasants	OL	29	43%			4	16%	P.Dorsett	WR	22	35%				
L.Farrell	TE	28	41%			9	36%	J.Bech	WR	21	34%			8	32%
I.Prince	T	28	41%			5	20%	A.Bachman	WR	21	34%			5	20%
K.Vaughn	RB	27	40%					C.Johnson	WR	21	34%			5	20%
B.Willis	TE	26	38%			13	52%	I.Thomas	TE	15	24%			7	28%
D.Robinson	WR	25	37%					D.Wagner	T	15	24%			3	12%
J.Wilson	RB	23	34%					P.Clements	T	15	24%			3	12%
T.Owens	WR	21	31%					D.Glaze	T	15	24%			2	8%
D.Moss	OL	20	29%			6	24%	D.Parham	G	15	24%			2	8%
I.Alarcon	OL	20	29%			4	16%	J.Powers-Johnson	C	15	24%			2	8%
D.Nugent	OL	20	29%					J.Meredith	G	15	24%			2	8%
C.Bradley	QB	20	29%					K.Miller	T	15	24%			2	8%
I.Hodgins	WR	19	28%			7	28%	J.Hufford	C	15	24%				
J.Bergen	WR	18	26%			7	28%	C.Miller	QB	15	24%				
P.Taylor	RB	12	18%			1	4%	G.Ayedze	T	15	24%				
C.McKivitz	OL	11	16%			2	8%	G.Smith	QB	15	24%				
D.Puni	OL	11	16%			1	4%	A.Jeanty	RB	14	23%				
G.Kittle	TE	11	16%					C.Runyon	TE	13	21%			10	40%
J.Brendel	OL	11	16%					D.Thornton	WR	13	21%				
B.Purdy	QB	11	16%					J.Meyers	WR	13	21%				
R.Pearsall	WR	9	13%					T.Tucker	WR	13	21%				
K.Juszczyk	FB	6	9%					Q.Ismail	TE	12	19%			4	16%
C.Kiner	RB	6	9%					Z.White	RB	12	19%			2	8%
M.Turner	WR	2	3%			7	28%	R.Mostert	RB	12	19%				
C.Lucas	CB			52	84%	4	16%	L.Tasi	OL	11	18%			2	8%
J.Mahoney	S			32	52%	9	36%	M.Mayer	TE	10	16%			2	8%
N.Martin	LB			32	52%	9	36%	D.Laube	RB	9	15%			6	24%
S.Neal	CB			32	52%	9	36%	S.McCormick	RB	9	15%			5	20%
D.Canteen	CB			32	52%	7	28%	A.Okwuegbunam	TE	9	15%				
T.Gipson	LB			31	50%	3	12%	B.Bowers	TE	7	11%				
D.Flowers	CB			30	48%	10	40%	C.Collier	RB	6	10%			3	12%
T.Bethune	LB			30	48%	6	24%	T.Mellott	WR	4	6%			5	20%
M.Sigle	S			30	48%	6	24%	M.Callaway	WR	4	6%				
J.Brown	S			30	48%	3	12%	K.Jackson	WR	4	6%				
S.Valdez	DL			30	48%	2	8%					37	54%	5	20%
C.Surratt	LB			29	47%	9	36%	C.Smith	S			31	46%	7	28%
J.Robinson	CB			26	42%	7	28%	T.Hemingway	DT						

E.Anderson	DL	25	40%	2	8%	M.Jones	LB	30	44%	12	48%
D.Harris	DE	22	35%			T.Edmunds	DB	27	40%	3	12%
D.Luter	CB	21	34%	8	32%	T.Booker	DT	26	38%		
B.Hector	DT	21	34%	2	8%	D.Richardson	CB	24	35%	8	32%
J.Allen	DL	20	32%	8	32%	J.Pegues	DT	24	35%	7	28%
A.Collins	DL	19	31%	2	8%	I.Pola-Mao	S	24	35%		
J.Garvin	DL	19	31%	1	4%	D.Porter	CB	23	34%	8	32%
W.Bradley-King	DE	17	27%	2	8%	T.Eichenberg	LB	23	34%	6	24%
K.Davis	DL	16	26%			A.Carter	DE	23	34%		
J.Graham	LB	15	24%	10	40%	C.Snowden	DE	22	32%	4	16%
D.Winters	LB	15	24%	2	8%	J.Woods	S	22	32%		
B.Huff	DL	15	24%	2	8%	T.Wilson	DE	22	32%		
S.Brown	DL	15	24%	2	8%	T.Ma'ae	DT	21	31%	7	28%
D.Lenoir	DB	13	21%	1	4%	H.Clark	S	21	31%	7	28%
L.Gifford	LB	5	8%	8	32%	J.Adams	LB	21	31%		
C.Robinson	LB	5	8%	7	28%	T.Taylor	S	20	29%	5	20%
S.Blanton	LB	3	5%	10	40%	S.Webb	CB	20	29%		
J.Moody	K			13	52%	C.Lindenberg	LB	19	28%	13	52%
T.Morstead	P			7	28%	K.Kelly	CB	19	28%	3	12%
J.Weeks	LS			7	28%	Z.Carter	DT	17	25%		
						M.Koonce	DE	16	24%		
						J.Chinn	S	16	24%		
						E.Stokes	CB	16	24%		
						D.White	LB	16	24%		
						A.Butler	DT	15	22%		
						J.Harvey	DE	15	22%		
						J.Laulu	DT	15	22%		
						J.Smith	LB	15	22%		
						D.Holmes	CB	14	21%	4	16%
						O.Oghoufo	DE	12	18%	8	32%
						M.Barrett	LB	12	18%	7	28%
						J.Humphrey	CB	12	18%	7	28%
						M.Crosby	DE	12	18%		
						G.Pratt	LB	12	18%		
						E.Roberts	LB	10	15%		
						G.Vance	CB	9	13%	7	28%
						J.Joyner	DE	9	13%	7	28%
						K.Coburn	DT	3	4%		
						A.Gainer	LB	2	3%	6	24%
						A.Booker	DT	1	1%	7	28%
						D.Carlson	K			11	44%
						A.Cole	P			6	24%
						J.Bobenmoyer	LS			6	24%