

AT
XXXXXX



AUG. 20, 2022 * 4:00 PM PT



SAN FRANCISCO 49ERS GAME RELEASE SAP STAT ZONE

SAN FRANCISCO 49ERS

AT

MINNESOTA VIKINGS

(1-0)

(0-1)

SATURDAY, AUGUST 20, 2022 × 4:00 PM PT × U.S. BANK STADIUM × MINNEAPOLIS, MN × KPIX 5

49ERS AT VIKINGS

The San Francisco 49ers make their first road trip of the preseason as they take on the Minnesota Vikings at U.S. Bank Stadium. This matchup marks the tenth time the two clubs have met in the preseason, and the first meeting since 2017. The 49ers lead the all-time preseason series 5-4. Ahead of the second preseason game of 2022, the teams will hold a pair of joint practices at the TCO Performance Center in Eagan, MN.

The 49ers are coming off a 28-21 win against the Green Bay Packers at Levi's Stadium. QB Trey Lance completed four of his five pass attempts for 92 yards, including a 76-yard touchdown pass to WR Danny Gray, while QB Nate Sudfeld completed eight passes for 108 yards and a touchdown pass to WR Ray-Ray McCloud III. QB Brock Purdy completed three passes for 36 yards, including the go-ahead touchdown pass to TE Tanner Hudson.

Defensively, the Niners intercepted Packers QB Jordan Love three times for a combined total of 107 interception return yards. Rookie LB Marcelino McCrary-Ball got his first interception of the preseason off a tipped pass and fellow rookie DB Samuel Womack III grabbed his first two interceptions on back-to-back possessions.

RADIO & TV COVERAGE

49ERS TELEVISION NETWORK

KPIX 5 and CW Bay Area are the official television partners of the San Francisco 49ers preseason broadcasts, and the flagship television stations of the 49ers Television Network. **Greg Papa**, who took over as Voice of the 49ers in 2019 and handles the play-by-play duties for the team, will have the call. He enters his fourth season with the 49ers as a 35-year veteran of Bay Area sports broadcasting. He is joined by former Chicago Bears and USC All-American defensive lineman **Tim Ryan**, who enters his ninth season in the 49ers radio booth. Ryan is a Bay Area native who was previously a color analyst for 49ers preseason games along with 12 seasons with the NFL on FOX. Veteran broadcaster **Vern Glenn** returns for his second season as part of the 49ers preseason broadcast. He will be handling sideline duties.

49ERS RADIO NETWORK

All 49ers preseason games can be heard on KGO (810-AM), The Bone (KSAN 107.7-FM) and the 49ers Radio Network. **Bob Fitzgerald** will be on play-by-play. He currently calls NFL and college football games for Sports USA Radio and is the lead play-by-play announcer for Golden State Warriors basketball on NBC Sports Bay Area. Former 49ers linebacker, **Keena Turner** will be the color analyst. Turner played for San Francisco from 1980-90, and currently serves as the team's vice president and senior advisor to the general manager. Joining Fitzgerald and Turner in the booth this year is former 49ers safety **Donte Whitner**. He currently works as an in-studio analyst for NBC Sports Bay Area and also serves as an analyst for their pre-game and post-game shows. Originally signed by the 49ers as a free agent prior to the 2011 season, he spent three years with the team and started all 47 games and eight postseason contests in which he appeared.

49ERS SPANISH BROADCAST

Continuing in 2022, all 49ers games will be broadcast in Spanish online at www.49ers.com/news/Espanol. The Faithful can listen to **Jesús Zárate** and team call all 20 49ers games.

2022 SEASON SCHEDULE

DATE	OPPONENT	TIME (PT)
PRESEASON (1-0)		
AUG. 12	GREEN BAY	W, 28-21
AUG. 20	@ MINNESOTA	4:00 PM
AUG. 25	@ HOUSTON	5:15 PM
REGULAR SEASON		
SEPT. 11	@ CHICAGO	10:00 AM
SEPT. 18	SEATTLE	1:05 PM
SEPT. 25	@ DENVER	5:20 PM
OCT. 3	LA RAMS	5:15 PM
OCT. 9	@ CAROLINA	1:05 PM
OCT. 16	@ ATLANTA	10:00 AM
OCT. 23	KANSAS CITY	1:25 PM
OCT. 30	@ LA RAMS	1:25 PM
NOV. 13	LA CHARGERS	5:20 PM
NOV. 21	@ ARIZONA (MX)	5:15 PM
NOV. 27	NEW ORLEANS	1:25 PM
DEC. 4	MIAMI	1:05 PM
DEC. 11	TAMPA BAY	1:25 PM
DEC. 15	@ SEATTLE	5:15 PM
DEC. 24	WASHINGTON	1:05 PM
JAN. 1	@ LAS VEGAS	1:05 PM
JAN. 7/8	ARIZONA	TBD

MEDIA CENTER

The 49ers media center is updated daily and contains all of the necessary information to cover the team. On the site, you will find a compilation of 49ers game releases, rosters, updated player bios, pronunciation guides, gamebooks, transcripts, statistics, audio files and much more.

To access the site, please visit: <https://49ers.1rmg.com/>

MEDIA GUIDE

The 49ers 2022 media guide is available online at <https://49ers.1rmg.com/season/2022/media-guide/> and will be updated weekly throughout the season.

WEEKLY RELEASE

The electronic version of the 49ers weekly release is available online. To access the book, please visit: <https://49ers.1rmg.com/weekly-releases/>


THE HEAD COACHES



Kyle Shanahan was named the 20th head coach of the San Francisco 49ers on February 6, 2017. Over the last five seasons, he has posted a 39-42 record (4-2 in the postseason) and led the 49ers to the 2019 NFC West Division Title, two trips to the NFC Championship Game and a trip to Super Bowl LIV. He completed his fifth season with the 49ers after spending the previous two seasons as the offensive coordinator of the Atlanta Falcons. Shanahan has 18 seasons of coaching experience at the NFL level, including nine seasons as an offensive coordinator for the Atlanta Falcons (2015-16), Cleveland Browns (2014), Washington Redskins (2010-13) and Houston Texans (2008-09). In six of his nine seasons as an offensive coordinator (2008-09, 2012-13 and 2015-16), and one as head coach of the 49ers (2019), Shanahan has directed an offense that ranked in the top 10 in the NFL in yards gained. In 2019, Shanahan led the 49ers to NFC West and Conference titles en route to a trip to Super Bowl LIV in his third season with the team, winning Coach of the Year honors by Sporting News and NFC Coach of the Year by the Committee of 101. Two years later, Shanahan guided the team to its second NFC Championship Game in two seasons (2021). Following the 2016 season, Shanahan was named Associated Press Assistant Coach of the Year, Coordinator of the Year by Sporting News and Assistant Coach of the Year by the Pro Football Writers of America after a record-setting performance by the Falcons offense en route to capturing the NFC South Division Title and an appearance in Super Bowl LI.

COACHES COMPARISON

Kyle Shanahan		Kevin O'Connell
9-7 (.540)	Preseason Record as Head Coach	0-1 (.000)
9-7 (.540)	Preseason Record with Current Team	0-1 (.000)
43-44 (.494)	Overall Record (Regular/Postseason)	0-0 (.000)
6th	Years as Head Coach with Team	1st
6th	Years as Head Coach in NFL	1st
19th	Years as an NFL Coach	8th



Kevin O'Connell was named the Vikings 10th head coach on February 16th, 2022. O'Connell takes the helm in Minnesota after spending two seasons as the offensive coordinator for the Los Angeles Rams. As offensive coordinator, O'Connell helped guide the 2021 Rams to a Super Bowl LVI victory against the Cincinnati Bengals and led a unit that finished ninth in total offense (372.1 ypg), fourth in yards per play (5.98), and eighth in offensive touchdowns (51). During that Super Bowl run, O'Connell helped Rams WR Cooper Kupp and QB Matthew Stafford achieve career seasons. Kupp was named the 2021 NFL Offensive Player of the Year by The Associated Press and Super Bowl LVI MVP, while leading the NFL in receptions (145), receiving yards (1,947) and touchdowns (16). Prior to his stint with the Rams, O'Connell spent three seasons (2017-19) with the Washington Commanders, two as the quarterbacks coach (2017-18), one as passing game coordinator (2018), and one as the offensive coordinator (2019). Before this, O'Connell spent one season with the San Francisco 49ers (2016) as a special projects assistant and one season with the Cleveland Browns (2015) as quarterbacks coach. O'Connell, who was drafted 94th overall by the New England Patriots in 2008, played 4 seasons in the NFL with the Detroit Lions (2009), New York Jets (2009-10), Miami Dolphins and New York Jets (2011), and San Diego Chargers (2012). O'Connell played quarterback at San Diego State (2004-07) and is the school's all-time leading rusher amongst quarterbacks (1,312 yds) and ranks second in school history for career rushing touchdowns amongst quarterbacks (19).

ROAD WARRIORS

- San Francisco finished the 2021 regular season with a 6-3 record on the road. Combined with a 5-3 road record in 2020 and a 7-1 road record in 2019, it marked the first time since the 2011-13 seasons that the 49ers reached 5-or-more road wins in three-consecutive seasons.
- From 2019-21 under head coach Kyle Shanahan, San Francisco's 18 victories for a .720 winning percentage on the road is the 3rd-highest in the NFL over that span.

HIGHEST WIN % ON THE ROAD IN THE NFL, 2019-21

Team	Wins	Losses	Win %
1. Kansas City Chiefs	20	4	.833
2. New Orleans Saints	19	6	.760
3. San Francisco 49ers	18	7	.720
4. Buffalo Bills	17	7	.708
5t. Green Bay Packers	17	8	.680
Tampa Bay Buccaneers	17	8	.680



WILD, WILD, WEST

- San Francisco's 10 wins over NFC West opponents over the past 3 seasons (2019-21) are tied for the 4th-most wins for a team in the NFC.
- During that span, no NFC West team has scored more points than the 49ers (434).

MOST DIVISION WINS IN THE NFC, 2019-21

Team	Wins	Losses	Win %
1t. Green Bay Packers	15	3	.833
New Orleans Saints	15	3	.833
3. Dallas Cowboys	13	5	.722
4t. San Francisco 49ers	10	8	.556
Minnesota Vikings	10	8	.556
Philadelphia Eagles	10	8	.556
Seattle Seahawks	10	8	.556
Tampa Bay Buccaneers	10	8	.556

49ERS RECORD WHEN

TEAM	2021 Reg. Season	Shanahan Reg. Season	Shanahan Postseason
Overall	10-7	39-42	4-2
At Home	4-4	18-22	2-0
On the Road	6-3	21-20	2-1
Neutral Site	0-0	0-0	0-1
In Primetime	1-3	8-10	0-0
In Dome	1-0	3-7	0-0
In September	2-1	8-8	0-0
In October	1-3	8-14	0-0
In November	3-1	8-9	0-0
In December	2-2	13-10	0-0
In January	2-0	2-1	4-1
In February	0-0	0-0	0-1
Vs. NFC	7-5	28-34	4-1
Vs. NFC West	2-4	12-18	0-1
Vs. NFC East	1-0	4-7	1-0
Vs. NFC North	3-1	6-5	3-0
Vs. NFC South	1-0	4-4	0-0
Vs. AFC	3-2	13-8	0-1
Vs. AFC West	0-0	2-2	0-1
Vs. AFC East	0-0	2-2	0-0
Vs. AFC North	1-0	4-1	0-0
Vs. AFC South	2-2	5-3	0-0
Scoring on opening drive	2-3	22-11	2-1
Scoring first	4-3	22-17	3-1
Leading at half	6-2	28-7	3-1
Leading after three quarters	8-0	34-7	3-2
Winning time of possession	6-3	23-15	2-0
Out-rushing opponent	8-2	28-16	4-1
Out-passing opponent	4-5	27-23	0-0
Out-gaining opponent	8-4	32-18	2-0

OFFENSE

40% + 3rd down conversions	7-2	26-16	3-0
50% + 3rd down conversions	4-1	20-6	0-0
Not throwing an INT	7-0	18-9	1-0
Passing for 300+ yards	3-3	11-10	0-0
Having a 100+ yard rusher	5-1	11-6	2-0
Having a 100+ yard receiver	4-5	18-16	0-0
Scoring 20+ points	9-3	36-19	3-1
Scoring 30+ points	6-0	22-4	1-0
Rushing for 150+ yards	5-1	16-6	3-0
Having 20+ first downs	9-4	30-25	2-1
Not allowing a sack	3-0	8-2	1-1
Allowing two or fewer sacks	8-5	27-17	3-2

DEFENSE

Opp. less than 40% on 3rd down	6-3	26-15	3-0
Opp. less than 30% on 3rd down	2-1	13-6	1-0
Scoring a defensive TD	2-0	7-2	0-0
Returning an INT for a TD	2-0	6-1	0-0
Returning a fumble for a TD	0-0	1-1	0-0
Recording 3+ sacks	7-3	22-15	4-1
Recording 5+ sacks	2-0	5-2	3-0
Winning the turnover battle	5-0	17-6	1-0
Allowing 17 or fewer points	5-1	22-3	3-0
Allowing a 100-yard rusher	1-1	4-7	0-1
Allowing a 100-yard receiver	4-3	11-18	2-2
Not allowing a rushing TD	5-0	21-11	1-1
Not allowing a passing TD	2-0	12-2	1-0

2021 COMPARISON

49ERS (rank)	Record	VIKINGS (rank)
10-7 (3rd NFCW)		8-9 (2nd NFCN)
25.1 (13th)	Points Per Game	25.0 (14th)
375.7 (7th)	Total Offense	362.8 (12th)
127.4 (7th)	Rushing Offense	113.5 (17th)
248.3 (12th)	Passing Offense	249.3 (11th)
30:40 (11th)	Possession Average	28:57 (24th)
21.5 (t-9th)	Points Allowed Per Game	25.1 (24th)
310.0 (3rd)	Total Defense	383.6 (30th)
103.5 (7th)	Rushing Defense	130.7 (26th)
206.5 (6th)	Passing Defense	252.9 (28th)
48 (t-5th)	Sacks	51 (2nd)
9 (t-26th)	Interceptions	16 (t-10th)
45.0 (18th)	Punting Avg. (Gross)	45.9 (16th)
-4 (t-22nd)	Turnover Differential	+11 (5th)

49ERS

VIKINGS

PASSING YARDS

Jimmy Garoppolo .. 3,810	Kirk Cousins 4,221
Trey Lance 603	Sean Mannion 189

RUSHING YARDS

Elijah Mitchell 963	Dalvin Cook 1,159
Deebo Samuel 365	Alexander Mattison... 491

RECEPTIONS

Deebo Samuel 77	Justin Jefferson 108
George Kittle 71	Adam Theilen 67

RECEIVING YARDS

Deebo Samuel 1,405	Justin Jefferson 1,616
George Kittle 910	Adam Theilen 726

INTERCEPTIONS

Jimmie Ward 2	Xavier Woods 3
---------------------	----------------------

SACKS

Nick Bosa 15.5	D.J. Wonnum 8.0
Arden Key 6.5	Danielle Hunter 6.0



2022 PRESEASON COMPARISON

49ERS

1-0	Record
28.0	Points Per Game
328.0	Total Offense
116.0	Rushing Offense
212.0	Passing Offense
28:24	Possession Average
21.0	Points Allowed Per Game
437.0	Total Defense
141.0	Rushing Defense
296.0	Passing Defense
1	Sacks
3	Interceptions
41.8	Punting Avg. (Gross)
+2	Turnover Differential

VIKINGS

0-1
20.0
298.0
115.0
183.0
26:00
26.0
300.0
140.0
160.0
4
0
54.0
0

49ERS

PASSING YARDS

Nate Sudfeld.....	103
Trey Lance.....	92
Brock Purdy.....	36

Kellen Mond.....	119
Sean Mannion.....	79

RUSHING YARDS

JaMycal Hasty.....	36
Tyrion Davis-Price.....	36
Jordan Mason.....	30

Ty Chandler.....	50
Kene Nwangwu.....	41

RECEPTIONS

Ray-Ray McCloud III.....	4
Tanner Hudson.....	2

Ihmir Smith-Marsette....	3
Trishton Jackson.....	2

RECEIVING YARDS

Danny Gray.....	99
Ray-Ray McCloud III....	63

Myron Mitchell.....	37
Ihmir Smith-Marsette....	31

INTERCEPTIONS

Samuel Womack III.....	2
Marcelino McCrary-Ball....	1

None

SACKS

Dontae Johnson.....	1.0
---------------------	-----

T.Y. McGill.....	2.0
------------------	-----

PRESEASON HISTORY

49ers Lead Preseason Series vs. Vikings 5-4

Winning

Year	Team	Score	Loc.
1961	49ers	14-10	Port.
1962	49ers	30-24	Sea.
1963	Vikings	43-28	Port.
1964	Vikings	24-21	SLC
2004	Vikings	23-10	Min.

Winning

Year	Team	Score	Loc.
2010	49ers	15-10	SF
2012	49ers	17-6	SF
2013	49ers	34-14	SF
2017	Vikings	32-31	Min.

Port. - Portland, OR; Sea. - Seattle, WA; SLC - Salt Lake City, UT

SERIES HIGHLIGHTS

Preseason Matchups: 9

Preseason Series: 49ers lead series 5-4

First Preseason Meeting: 8/26/61, 49ers win, 14-10, at Port.

Last Preseason Meeting: 8/27/17, Vikings win, 32-31, at Min.

Current Streak: Lost 1

Longest 49ers Win Streak: 3 (8/22/10 - 8/27/17)

Longest Vikings Win Streak: 3 (8/10/63 - 8/27/04)

Most 49ers Points: 34 (8/25/13): 49ers win 34-14, at SF

Most Vikings Points: 43 (8/10/63): Vikings win 43-28, at Port.

49ers Shutouts: None

Vikings Shutouts: None

Port. - Portland, OR



GET OUT IN FRONT

- The 49ers have outscored their opponents 1,282-1,065 since 2019. The team's +217 point differential ranks 4th in the NFC and 8th in the NFL (Bal. - +409; Buf. - +375; KC - +370; NE - +327; TB - +304; NO - +291; GB - +282) over that span.
- San Francisco saw their 2 TD drives at Phi. (9/19/21) go for 97 and 92 yds. According to the Elias Sports Bureau, it marked the first time the 49ers had 2 TD drives that started from inside their own 10 yard line since 12/6/92 vs. Mia.
- The 49ers offense opened the game vs. LAR (11/15/21) with an 18 play, 93-yd. TD drive that was capped off on a 8-yd. TD pass from QB Jimmy Garoppolo to TE George Kittle. On the team's 2nd possession, Garoppolo engineered an 11 play, 91-yd. TD drive punctuated on an 8-yd. TD run by WR Deebo Samuel. The 49ers offense had two TD drives of 90-or-more yds. in the same game for the 2nd time in 2021.
- The 49ers offense opened the game at Jax. (11/21/21) with a 20-play, 87-yd. drive that lasted 13:05 and was capped off by a 20-yd. FG from K Robbie Gould. According to the Elias Sports Bureau, the team's 13:05 drive was the longest in the NFL since the Tennessee Oilers had a 13:27 drive at Dal. (11/27/97).

HIGHEST PT. DIFFERENTIAL IN THE NFL, 2019-21

Team	Diff.
1. Baltimore Ravens	+409
2. Buffalo Bills	+375
3. Kansas City Chiefs	+370
4. New England Patriots	+327
5. Tampa Bay Buccaneers	+304
6. New Orleans Saints	+291
7. Green Bay Packers	+282
8. San Francisco 49ers	+217
9. Dallas Cowboys	+207
10. Los Angeles Rams	+194

RACK 'EM UP

- After their 41-33 Week 1 victory at Det. (9/12/21), San Francisco's 41 pts. scored were the 3rd-most by the team in a season opener and the most on the road.
- The 49ers led the Lions 31-10 at halftime. The team's 31 pts. were the most by the team in the 1st half since scoring 35 in the 1st half vs. StL (11/16/08).
- San Francisco's +21 halftime scoring differential was the 3rd-highest in a road season opener by the 49ers in franchise history [+25 at Dal. (9/7/14) & +24 at Min. (9/17/67)].
- San Francisco's 41 points scored in Week 1 were the most in the NFL.
- The 49ers scored 30-plus pts. in Weeks 10-12 of 2021, marking the first time reaching 30-or-more pts. in at least 3-straight games in the same regular season since doing so in 5-straight games in Weeks 4-8 of 2013.

MOST POINTS SCORED IN A SEASON OPENER, FRANCHISE HISTORY

Opp.	Date	Pts.
1. vs. Chi.	9/7/03	49
2. vs. Oak.	9/5/94	44
3. at Det.	9/12/21	41
4. vs. NYJ	9/6/98	36

STRETCH THE FIELD

- San Francisco has registered 349 big plays since 2019 (rushes of 10-or-more yds. and receptions of 20-or-more yds.), the 4th-most in the NFL over that span. Of those 349 big plays, 169 have been rushing while 180 have been receiving.

MOST BIG PLAYS (RUSHES OF 10+ YDS. & PASSES OF 20+ YDS.) IN THE NFL, 2019-21

Team	Big Plays
1. Baltimore Ravens	381
2. Minnesota Vikings	357
3. Cleveland Browns	356
4. San Francisco 49ers	349
5. Buffalo Bills	345
6. Dallas Cowboys	341
7. Arizona Cardinals	339
8t. New England Patriots	331
Seattle Seahawks	331
Tennessee Titans	331

IN THE RED

- The Niners scored TDs on each of their first 9 trips to the red zone in 2021, the only team with a red zone TD efficiency of 100% in the NFL in Weeks 1-4.
- With a red zone TD percentage of 100% in Weeks 1-4 of the 2021 season, the 49ers registered a 100% red zone TD percentage in 4-consecutive weeks for the first time since Weeks 14-17 of 2016.
- San Francisco finished with a red zone TD percentage of 66.7% in 2021, the highest in the NFL.

SHARE THE WEALTH

- According to The Elias Sports Bureau, the 49ers were the first team since the NFL merger in 1970 who had 12 different players score their first 12 TDs of a season.

TDs SCORED BY THE 49ERS, 2021

Player	TDs	Player	TDs
Deebo Samuel	14	Ross Dwelley	1
George Kittle	6	Dre Greenlaw	1
Elijah Mitchell	6	JaMykal Hasty	1
Brandon Aiyuk	5	Trey Lance	1
Jauan Jennings	5	Trey Sermon	1
Jimmy Garoppolo	3	Trent Sherfield	1
Kyle Juszczyk	2	Jimmie Ward	1
Jeff Wilson Jr.	2		

WHAT'S THE RUSH?

- Over the last 3 seasons (2019-21), the 49ers have scored 64 rushing TDs, the 2nd-most in the NFL over that span (Ten. - 70).
- The Niners registered 22 rushing TDs in the 2021 season, ranking t-5th in the NFL (Phi. - 25; NE - 24; Arz. - 23; Ten. - 23; Ind. - 22).

MOST RUSHING TDs IN THE NFL, 2019-21

Team	TDs
1. Tennessee Titans	70
2. San Francisco 49ers	64
3t. Arizona Cardinals	63
Baltimore Ravens	63
5. New England Patriots	61

YARDS ON YARDS

- The 49ers have averaged 375.6 yds. per game since 2019, ranking 6th in the NFL over that span.
- San Francisco has accumulated 18,406 total net yds. of offense and allowed 14,809 total net yds. on defense the last three seasons (2019-21). The team's +3,597 total net yds. differential ranks 1st in the NFL since 2019.

HIGHEST YDS. PER GAME AVG. IN THE NFL, 2019-21

Team	Yds./Gm.
1. Dallas Cowboys	403.5
2. Kansas City Chiefs	397.3
3. Tampa Bay Buccaneers	396.2
4. Baltimore Ravens	383.1
5. Los Angeles Chargers	380.1
6. San Francisco 49ers	375.6
7. Los Angeles Rams	374.6
8. Las Vegas Raiders	370.1
9. Buffalo Bills	369.8
10. Minnesota Vikings	369.7

HIGHEST TOTAL NET YARDAGE DIFFERENTIAL IN THE NFL, 2019-21

Team	Total Yds.	Def. Total Yds.	Diff.
1. San Francisco 49ers	18,406	14,809	+3,597
2. Buffalo Bills	18,119	15,049	+3,070
3. Tampa Bay Buccaneers	19,412	16,372	+3,040
4. Los Angeles Rams	18,355	15,808	+2,547
5. Baltimore Ravens	18,771	16,263	+2,508

CONTROL THE CLOCK

- The Niners have an average time of possession of 31:06 over the past three seasons (2019-21), ranking 4th in the NFL over that span (Bal. - 32:45; GB - 32:13; NO - 31:28; Buf. - 31:06).

HIGHEST AVG. TIME OF POSSESSION IN THE NFL, 2019-21

Team	TOP
1. Baltimore Ravens	32:45
2. Green Bay Packers	32:13
3. New Orleans Saints	31:28
4t. San Francisco 49ers	31:06
Buffalo Bills	31:06

ELITE ON FIRST

- Since the beginning of 2017, the Niners have racked up 14,877 total yds. of offense on 2,372 plays on 1st down.
- The team's 6.27 average yds. gained on 1st down is the highest in the NFL over that span.
- The team's 6.43 average yds. gained on 1st down in 2021 was the highest in the NFL.

HIGHEST AVG. YDS. GAINED ON 1ST DOWN IN THE NFL, 2017-21

Team	Avg.
1. San Francisco 49ers	6.27
2. Kansas City Chiefs	6.12
3. New Orleans Saints	6.11
4. Tampa Bay Buccaneers	5.96
5. Atlanta Falcons	5.89

BOOK OF ELIJAH

- Selected by the 49ers in the 6th round (194th overall) of the 2021 NFL Draft, RB Elijah Mitchell's 963 rushing yds. in 2021 ranked 2nd among rookies (Najee Harris, Pit. - 1,200).
- Mitchell's 29 rushes of 10-or-more yds. were the most in the NFL among rookies in 2021.

MOST RUSHING YDS. IN THE NFL AMONG ROOKIES, 2021

Player	Yds.
1. Najee Harris, Pit.	1,200
2. Elijah Mitchell, SF	963
3. Javonte Williams, Den.	903
4. Michael Carter, NYJ	639
5. Chuba Hubbard, Car.	612



- Mitchell's 963 rushing yds. were the most by a rookie in franchise history.
- Mitchell registered 5 games with 100-or-more rushing yds. in 2021 [104 at Det. (9/12); 107 vs. Ind. (10/24); 137 at Chi. (10/31); 133 vs. Min. (11/28); 119 vs. Hou. (1/2/22)], the most games with 100-or-more rushing yds. by a rookie in franchise history.

MOST RUSHING YDS. BY A ROOKIE, FRANCHISE HISTORY

Player	Yds.
1. Elijah Mitchell (2021)	963
2. Vic Washington (1971)	811
3. Ken Willard (1965)	778
4. Roger Craig (1983)	725
5. Wilbur Jackson (1980)	720

- Mitchell became 1 of 4 rookie RBs since 1990 to register 100-or-more rushing yds. in at least 5 of his first 10 career games, joining RB Edgerrin James (1999 - 7 games), RB Adrian Peterson (2007 - 6 games) and RB Ezekiel Elliott (2016 - 5 games).
- Mitchell's 32 total touches (27 carries & 5 receipts.) vs. Min. (11/28) were the most by a member of the 49ers in a single game since RB Frank Gore had 32 touches (28 carries, 4 receipts.) vs. Det. (12/27/09).
- Mitchell's 5 rushing TDs in 2021 were the most by a 49ers rookie since RB William Floyd had 6 rushing TDs in 1994.
- Mitchell's 27 carries at Dal. (1/16/22 - NFC-WC) were tied for the 2nd-most in a postseason game in franchise history [Raheem Mostert - 29 vs. GB (1/19/20 - NFC-C) & Ken Willard - 27 at Min. (12/27/70 - NFC-D)].
- Mitchell scored on a 4-yd. TD run at Dal. (1/16/22 - NFC-WC), becoming the first 49ers rookie to register a TD run in the postseason since RB LaMichael James registered a 15-yd. TD run at Atl. (1/20/13 - NFC-C). He also became the 4th rookie to register a rushing TD in the postseason.

THE PEOPLE'S TIGHT END



GOOD OVER TIME

A 2019 AP First-Team All-Pro and three-time Pro Bowl selection (2019-20 & 2022), TE George Kittle ranks 2nd in the NFL in rec. yds. (4,489) among all TEs since entering the NFL in 2017.

MOST REC. YDS. BY A TE IN THE NFL, SINCE 2017

	<u>Player</u>	<u>Recepts.</u>	<u>Yds.</u>	<u>Avg.</u>	<u>TDs</u>
1.	Travis Kelce, KC	480	6,144	12.8	43
2.	George Kittle, SF	335	4,489	13.4	20
3.	Zach Ertz, Phi./Arz.	388	4,001	10.3	28
4.	Mark Andrews, Bal.	263	3,466	13.2	29
5.	Jared Cook, Oak./NO/LAR	250	3,357	13.4	28

BREAK-AWAY SPEED

Kittle owns the top 3 and 5 of the top 7 performances for most rec. yds. in a game by a TE in franchise history.

MOST REC. YDS. BY A TE IN A SINGLE GAME, FRANCHISE HISTORY

	<u>Player</u>	<u>Date</u>	<u>Opp.</u>	<u>Recepts.</u>	<u>Yds.</u>	<u>TDs</u>
1.	George Kittle	12/9/18	vs. Den.	7	210	1
2.	George Kittle	10/4/20	vs. Phi.	15	183	1
3.	George Kittle	12/5/21	at Sea.	9	181	2
4.	Vernon Davis	10/13/13	vs. Arz.	8	180	2
5.	Eric Johnson	10/10/04	vs. Arz.	13	162	1
6.	George Kittle	12/12/21	at Cin.	13	151	1
7.	George Kittle	12/30/18	at LAR	9	149	1

GEORGE KITTLE

MR. 4,000

With 13 rec. yds. vs. Min. (11/28/21), Kittle reached 4,000 career rec. yds. (4,004) in 61 career games, which is tied for the 2nd-fewest games to reach 4,000 career rec. yds. by a TE in NFL history.

FEWEST GAMES TO 4,000 REC. YDS. BY A TE, NFL HISTORY

	<u>Player</u>	<u>Gms.</u>
1.	Kellen Winslow Sr.	58
2t.	George Kittle	61
	Rob Gronkowski	61
4.	Jimmy Graham	64
5.	Travis Kelce	66

FIRST 50

Kittle's 3,380 rec. yds. through his first 50 career NFL games are the 3rd-most by a TE in NFL history.

MOST REC. YDS. BY A TE IN FIRST 50 CAREER GAMES, NFL HISTORY

	<u>Player</u>	<u>Yds.</u>
1.	Mike Ditka	3,436
2.	Kellen Winslow Sr.	3,420
3.	George Kittle	3,380
4.	Rob Gronkowski	3,255
5.	Jimmy Graham	3,106

GEORGE FEELS 100

Kittle has 13 career games with 100-or-more yds., with 10 of those coming within his first 50 career games, the 4th-most by a TE in NFL history through their first 50 career games.

MOST GAMES WITH 100-OR-MORE REC. YDS. BY A TE THROUGH 50 CAREER GAMES, NFL HISTORY

	<u>Player</u>	<u>Gms.</u>
1t.	Mike Ditka	14
	Kellen Winslow Sr.	14
3.	Rob Gronkowski	12
4.	George Kittle	10

Kittle's 13 career games with 100-or-more yds. are the 5th-most in franchise history among all players.

MOST GAMES WITH 100-OR-MORE REC. YDS. AMONG ALL PLAYERS, FRANCHISE HISTORY

	<u>Player</u>	<u>Gms.</u>
1.	Jerry Rice	66
2.	Terrell Owens	25
3.	Gene Washington	17
4.	Dwight Clark	16
5.	George Kittle	13

KONSISTENT KITTLE

Kittle's 2,945 rec. yds. in his first 3 NFL seasons are the most by a TE through their first 3 seasons in NFL history.

His 4,489 rec. yds. in his first 5 NFL seasons are the 3rd-most by a TE through their first 5 seasons in NFL history (Jimmy Graham - 4,752; Kellen Winslow Sr. - 4,513).

MOST REC. YDS. IN FIRST 3 SEASONS BY A TE, NFL HISTORY

	<u>Player</u>	<u>Yds.</u>
1.	George Kittle	2,945
2.	Mike Ditka	2,774
3.	Rob Gronkowski	2,663
4.	Jimmy Graham	2,648

KITTLE GETS 1,000

Kittle finished the 2019 season with 1,053 rec. yds., becoming the 5th player, and first TE, in franchise history to record multiple 1,000-yd. seasons.

MOST 1,000-YD. SEASONS, FRANCHISE HISTORY

	<u>Player</u>	<u>Seasons</u>
1.	Jerry Rice	12
2.	Terrell Owens	5
3t.	George Kittle	2
	Anquan Boldin	2
	John Taylor	2

STONE COLD KITTLE

CAREER NUGGETS

- Has 3 career games with 13-or-more receipts., tied for the 3rd-most in NFL history among TEs (Zach Ertz - 4; Jason Witten - 4; Kellen Winslow Sr. - 3).
- Finished with 9 receipts. for 181 yds. and 2 TDs at Sea. (12/5/21), marking his first career game with 2-or-more TD receipts.
- Registered 4 receipts. for 34 yds. and 1 TD at Jax. (11/21/21), making it 3-consecutive weeks with 1-or-more TD receipt. for the first time in his career.
- Not only were Kittle's 1,377 yds. in 2018 the most in a single season by a TE in NFL history at the time, he was also the first member of the 49ers to reach 1,000 rec. yds. in a single season since WR Anquan Boldin registered 1,062 rec. yds. in 2014 and the first TE to reach 1,000 rec. yds. in a single season. His 1,377 rec. yds. were the most by a 49ers player since WR Terrell Owens had 1,412 rec. yds. in 2001.
- Kittle has registered the two longest TD receipts. by a TE in franchise history [82t at LAC (9/30/18) & 85t vs. Den. (12/9/18)].

SET THE RECORD STRAIGHT

Kittle finished the 2018 season with 88 receipts. for 1,377 yds. (15.6 avg.), both team highs. His 1,377 yds. were the most in a single season by a TE in NFL history at the time and ranked 8th among all players that year, while his 88 receipts. ranked 3rd in the NFL among TEs (Zach Ertz, Phi. - 116; Travis Kelce, KC - 103). His receipt. total was also the most in a single season by a 49ers TE.

MOST REC. YDS. BY A TE IN A SINGLE SEASON, NFL HISTORY

	Player	Year	Receipts.	Yds.	Avg.	TDs
1.	Travis Kelce, KC	2020	105	1,416	13.5	11
2.	George Kittle, SF	2018	88	1,377	15.6	5
3.	Travis Kelce, KC	2018	103	1,336	13.0	10
4.	Rob Gronkowski, NE	2011	90	1,327	14.7	17
5.	Jimmy Graham, NO	2011	99	1,310	13.2	11

A DAY TO REMEMBER

Kittle finished with 7 receipts. for a career-high 210 yds. and 1 TD vs. Den. (12/9/18). His 210 rec. yds. were the most in a single game by a TE in franchise history, the 8th-most among all players and the 3rd-most by a TE in a single-game in the NFL since 1960. According to the Elias Sports Bureau, his 210 rec. yds. in the 1st half were the most in the 1st half of an NFL game since Seattle Seahawks WR Steve Largent registered 224 rec. yds. in the 1st half at Det. (10/18/87).

MOST REC. YDS. BY A TE IN A SINGLE GAME, SINCE 1960

	Player	Date	Opp.	Receipts.	Yds.	TDs
1.	Shannon Sharpe, Den.	10/20/02	at KC	12	214	2
2.	Jackie Smith, StL Cardinals	10/13/63	vs. Pit.	9	212	2
3.	George Kittle, SF	12/9/18	vs. Den.	7	210	1
4t.	Rich Caster, NYJ	9/24/72	at Bal. Colts	6	204	3
	Pete Retziaff, Phi.	11/14/65	vs. Was.	7	204	0

FROM THE START

Kittle's 515 rec. yds. in 2017 ranked 2nd in the NFL in 2017 among rookie TEs (Evan Engram, NYG - 722 yds.) and also were the 8th-most in a single season by a 49ers rookie and the most by a 49ers rookie TE since the merger in 1970.

MOST REC. YDS. BY A ROOKIE TE IN THE NFL, 2017

	Player	Yds.	Rd. Selected	Overall Pick
1.	Evan Engram, NYG	722	1st	23rd
2.	George Kittle, SF	515	5th	146th
3.	O.J. Howard, 432	432	1st	19th
4.	David Njoku, Cle.	386	1st	29th
5.	Gerald Everett, LAR	244	2nd	44th



GEORGE KITTLE

WHAT'S MY LINE?

Kittle registered 71 receipts. for 910 yds. (12.8 avg.) and 6 TDs and 3 rushing atts. for 20 yds. in 2021.

Kittle added 7 receipts. for 108 yds. (15.4 avg.) and 1 TD in the postseason.

2021 TE RANKS

- Ranked 3rd in the NFL with 450 yds. after the catch.
- Ranked 4th in the NFL with 910 rec. yds.
- Ranked 6th in the NFL with 71 receipts.
- Ranked t-7th in the NFL with 6 rec. TDs

PUT A DEEBO ON IT

FRIDAY TURNED SUNDAY

In 2021, WR Deebo Samuel's 1,405 rec. yds. on the season ranked 5th in the NFL among all players.

In 2021, Samuel's 994 yds. in Games 1-10 were the 5th-most through 10 games in franchise history.



MOST REC. YDS. IN THE NFL, 2021

Player	Yds.
1. Cooper Kupp, LAR	1,947
2. Justin Jefferson, Min.	1,616
3. Davante Adams, GB	1,553
4. Ja'Marr Chase, Cin.	1,455
5. Deebo Samuel, SF	1,405

MOST REC. YDS. IN GAMES 1-10 BY A MEMBER OF THE 49ERS

Player	Yds.
1. WR Jerry Rice (1990)	1,052
2. WR Jerry Rice (1989)	1,043
3. WR Jerry Rice (1995)	1,037
4. WR Jerry Rice (1986)	1,030
5. Deebo Samuel (2021)	994

QUICK HITS

- Samuel hauled in 3 recepts. for 38 yds. at Dal. (1/16/22 - NFC-WC). He also added 10 carries for 72 yds. and 1 TD on the ground. His 26-yd. TD run was the first postseason rushing TD of his career. His 72 rushing yds. are the most by a WR in a postseason game in NFL History.
- Samuel's 1,770 yds. from scrimmage (1,405 rec. yds. & 365 rushing yds.) in 2021 were the 7th-most in a single-season in franchise history and the most since RB Frank Gore notched a franchise-record 2,180 yds. from scrimmage (1,695 rushing yds. & 485 rec. yds.) in 2006.
- Samuel is the 2nd WR ever with 3-or-more rushing TDs in 2 of his first 3 seasons in the Super Bowl Era, according to The Elias Sports Bureau [Frank Jackson (1961-62)].\
- Samuel's 8 rushing TDs in 2021 were the most in a single season by a WR in NFL history.
- Samuel is 1 of 4 players in franchise history to surpass 1,000 rec. yds. through the team's first 11 games of a season (WR Jerry Rice - 6 times; WR Terrell Owens - 2 times; WR Dave Parks - 1 time).
- Samuel hauled in 1 recept. for 12 yds., while adding 6 carries for 66 yds. and 2 TDs on the ground vs. Min. (11/28/21). According to the Elias Sports Bureau, he became the first WR with at least 1 rushing TD in 3-consecutive games in a season since the merger in 1970 and is the first player in the Super Bowl era, whose primary position is listed as WR, to register 5 rushing TDs in a season.
- Samuel's 79 rushing yds. at Jax. (11/21/21) were the most by a 49ers WR in a single game since 1960.
- Samuel has reached at least 150 rec. yds. in 4 games in 2021 [189 at Det. (9/12/21), 156 at Sea. (10/3/21), 171 at Chi. (10/31/21) & 159 at Ten. (12/23/21)], becoming the first member of the 49ers with 4-or-more games with 150-plus rec. yds. since WR Jerry Rice (1995).
- Samuel's 802 rec. yds. on the 2019 season were the 2nd-most by a rookie in franchise history [Jerry Rice - 927 (1985)]. His 57 recepts. rank 2nd by a rookie in franchise history (RB Earl Cooper - 83 recepts. in 1980).
- Samuel registered his 3rd rushing TD of the season on a 30-yd. TD run at Sea. (12/29/19). He finished the game with 5 recepts. for 102 yds. and had 2 carries for 33 yds. and 1 TD. According to the Elias Sports Bureau, Samuel is the first WR in franchise history to have 3-or-more rushing TDs in a single season. He is the first WR to have 3-or-more rushing TDs in a single season in the NFL since 2016 (WR Tyreek Hill, KC - 3 rushing TDs & WR Ty Montgomery, GB - 3 rushing TDs).
- Samuel hauled in 8 recepts. for a then career-high 134 yds. vs. Arz. (11/17/19). Along with his 8 recepts. for 112 yds. Week 10 vs. Sea. (11/11/19), Samuel became the first rookie in franchise history to register at least 8 recepts. and 100 rec. yds. in consecutive games. The last rookie in the NFL to accomplish the feat was WR Odell Beckham Jr. in 4 consecutive weeks from 12/7/14 through 12/28/14.
- Samuel registered 3 games with 100-or-more rec. yds. in 2019. According to the Elias Sports Bureau, his 3 games with 100-or-more rec. yds. were the most in a single season by a rookie in franchise history.

DEEBO SAMUEL

WHAT'S MY LINE?

Samuel registered 77 recepts. for 1,405 yds. (18.2 avg.) and 6 TDs to go along with 59 carries for 365 yds. and 8 TDs in 2021.

Samuel registered 10 recepts. for 154 yds. and 1 TD in addition to 27 carries for 137 yds. and 1 TD in the postseason.

MR. DO-IT-ALL

Samuel became 1 of 3 players, and the only WR, in NFL history to have at least 1,000 rec. yds., 5 rec. TDs and 5 rushing TDs in a single season (Roger Craig, SF - 1985; Marshall Faulk, StL - 1999).

PLAYERS WITH AT LEAST 1,000 REC. YDS., 5 REC. TDs AND 5 RUSHING TDs IN A SINGLE SEASON, NFL HISTORY

Player	Season
Deebo Samuel, SF	2021
Marshall Faulk, StL	1999
Roger Craig, SF	1985

Samuel became the 1st player in NFL history with at least 1,200 rec. yds. (1,405) and 300 rushing yds. (365) in the same season.

NO FLY ZONE

- Since the beginning of the 2019 season, 49ers opponents are averaging 194.8 net passing yds. per game allowed, the fewest allowed in the NFL over that span.

FEWEST NET PASSING YDS. PER GAME ALLOWED IN THE NFL, 2019-21

Team	YPG
1. San Francisco 49ers	194.8
2. Buffalo Bills	196.3
3. New England Patriots	196.4
4. Pittsburgh Steelers	201.6
5. Chicago Bears	214.6



SHORT OF THE STICKS

- San Francisco has forced 191 drives that resulted in a 3-and-out over the last 3 seasons (2019-21), ranking 3rd in the NFL (Pit. - 201; Phi. - 200).
- Since 2019, the 49ers defense has held opponents to a 36.4% 3rd down conversion percentage, ranking 4th in the NFL (NE - 33.8%; Bal. - 35.3%; Buf. - 35.3%).

LOWEST 3RD DOWN % ALLOWED IN THE NFL, 2019-21

Team	3rd Conv.	3rd Att.	3rd %
1. New England Patriots	200	592	33.8
2t. Baltimore Ravens	207	586	35.3
Buffalo Bills	218	617	35.3
4. San Francisco 49ers	223	612	35.8
5. New Orleans Saints	241	657	36.7

USE THE FORCE

- The 49ers defense forced 22 fumbles in 2021, the most in the NFL.
- San Francisco's 22 FFs in 2021 were also the most by the 49ers in a single season since 1994.

MOST DEFENSIVE FFs IN THE NFL, 2021

Team	FFs
1. San Francisco 49ers	22
2. Arizona Cardinals	20
3. Los Angeles Chargers	19
4. Kansas City Chiefs	18
5. Indianapolis Colts	17

DEFENSIVE QUICK HITS

- Over the last 2 seasons (2020-21), San Francisco has allowed 312.1 yds. per game, ranking 2nd in the NFL (Buf. - 311.4).
- The 49ers have allowed opponents to reach the red zone 145 times since 2019, ranking 4th in the NFL (NE - 126; Bal. - 139; NO - 143).

FEWEST NET YDS. PER GAME ALLOWED IN THE NFL, 2020-21

Team	YPG
1. Buffalo Bills	311.4
2. San Francisco 49ers	312.1
3. Los Angeles Rams	314.4
4. New Orleans Saints	314.7
5. Tampa Bay Buccaneers	329.4



- San Francisco's defense held opponents to an average of 310.0 yds. per game in 2021, ranking 3rd in the NFL (Buf. - 272.8; Car. - 305.9).
- The 49ers defense did not allow a 100-yd. rusher in 25-consecutive games from 12/8/19 at NO through 10/10/21 at Ari., the longest streak in the NFL over that span.

FEWEST YDS. PER GAME ALLOWED IN THE NFL, 2021

Team	YPG
1. Buffalo Bills	272.8
2. Carolina Panthers	305.9
3. San Francisco 49ers	310.0
4. New England Patriots	310.8
5. Cleveland Browns	311.5

YOU'VE BEEN WARNER-ED

YOU'VE GOT A FRED IN ME

- Warner racked up a team-high 137 tackles (7 TFLs), 4 PDs, a career-high 3 FRs, 1 FF and 0.5 sack in 2021 after leading the team in the same category with 125 tackles in 2020.
- Warner is 1 of 3 players in the NFL to register 115-or-more tackles in each of the past 4 years (2018-21) (Darius Leonard, Ind.; Bobby Wagner, Sea.).
- Warner was 1 of 2 players in the NFL with 110-or-more tackles (125), 5-or-more PDs (6), 2-or-more INTs (2), 1-or-more FFs (1) and 1-or-more FRs (2) in 2020 (LB Eric Wilson, Min.).

49ERS TACKLE LEADERS, 2021

	Player	Tackles
1.	Fred Warner	137
2.	Azeez Al-Shaair	102
3.	Jimmie Ward	75
4.	Jaquiski Tarta	64
5.	Arik Armstead	63

PLAYERS WITH 110-OR-MORE TACKLES, 5-OR-MORE PDs, 2-OR-MORE INTs, 1-OR-MORE FFs & 1-OR-MORE FRs, 2020

Player	Tackles	PDs	FFs	FRs	INTs
Fred Warner, SF	125	6	1	2	2
Eric Wilson, Min.	121	8	1	2	3

- Tied a career high with 14 tackles (tied for the most in the NFL in Week 16) to go along with a career-high 3 PDs, 1 FF & 1 FR at Arz. (12/26/20) and was named NFC Defensive Player of the Week.
- In San Francisco's Week 10 game of 2019 vs. Sea. (11/11/19), Warner registered 10 tackles, a career-high 2.0 sacks, 1 FF and 1 PD. His 2.0 sacks were the first of his career, as he became the first 49ers MLB to register 2.0-or-more sacks in a game since LB NaVorro Bowman had 2.0 sacks at StL (9/26/13).
- He became the first player in the NFL to register at least 10 tackles, 2.0 sacks a 1 FF in a game since Chicago Bears DL Akiem Hicks tallied 10 tackles, 2.0 sacks and 1 FF vs. SF (12/4/16).
- Warner intercepted Rams QB Jared Goff and returned the pass 46 yds. for a TD vs. LAR (12/21/19), marking the first INT and TD of his career.
- Warner finished the 2019 season as 1 of 3 LBs in the NFL with at least 90 tackles (118), 4 PDs (9), 3.0 sacks (3.0), 2 FFs (3) and 1 INT (1).
- In Weeks 10-13 of 2019, Warner registered 44 tackles, 4 TFLs, 3.0 sacks, 3 PDs and 2 FFs. His 44 tackles were tied for the most in the NFL over that span, as he was winner of NFC Defensive Player of the Week in Week 12. Warner was the only player in the NFL to register 40-or-more tackles and 3.0-plus sacks over that span. He was named NFC Defensive Player of the Month (November).

QUICK HITS

- Warner was selected by the 49ers in the 3rd round (70th overall) of the 2018 NFL Draft out of the Brigham Young University. He has started all 39 games throughout his career.
- Warner was the only NFL defender in Week 1 of 2018 to register at least 10 tackles (12), 1 FF and 1 PD, according to Gamebook Statistics.
- In 2018, Warner racked up 123 tackles, ranking 12th in the NFL, 7th in the NFC and 3rd among all rookies.
- With 10-or-more tackles in each of the first 4 games of his career, Warner became the first rookie since 2000 to begin his career with 4 consecutive games of at least 10 tackles.

MOST TACKLES IN THE NFL AMONG ROOKIES, 2018 (according to gamebook stats)

	Player	Tackles
1.	Darius Leonard, Ind.	163
2.	Leighton Vander Esch, Dal.	138
3.	Fred Warner, SF	123
4t.	Roquan Smith, Chi.	121
	Tremaine Edmunds, Buf.	121



FRED WARNER

WHAT'S MY LINE?

Warner registered a team-high 137 tackles, 4 PDs, a career-high 3 FRs, 1 FF and 0.5 sack in 2021.

Warner has racked up 21 tackles, 1 PD and the first FF of his postseason career.

CALL IT A COMEBACK

THE TECHNICIAN

- Bosa registered 21 tackles for loss in 2021, tied for the most in the NFL (T.J. Watt, Pit. - 21).
- Bosa's 32 QB hits in 2021 were the 3rd-most in the NFL (T.J. Watt, Pit. - 39; Myles Garrett, Cle. - 33).
- Bosa's 15.5 sacks on the season were the most in a single season by a member of the 49ers since LB Aldon Smith had 19.5 sacks in 2012 and the 5th-most by a member of the 49ers in a single season [LB Aldon Smith - 19.5 (2012); DL Fred Dean - 17.5 (1983); DL Tim Harris - 17.0 (1992); DL Charles Haley - 16.0 (1990)].
- Bosa has 8.0 sacks in the 6 games of his postseason career, including at least 0.5 in each. His 8.0 postseason sacks are the most in postseason franchise history and he is 1 of 5 players in franchise history with multiple postseason games with 2.0-or-more sacks (Dwaine Board, Ahmad Brooks, Fred Dean & Tim Harris).
- Bosa's 8.0 sacks in his first 6 postseason games are the 3rd-most in NFL postseason history (LaMarr Woodley - 10.0; Richard Dent - 9.5).
- With 47 tackles, 9.0 sacks, 2 FRs, 2 PDs, 1 INT and 1 FF on the 2019 season, Bosa ranked t-22nd in the NFL among all players in sacks and 3rd among rookies (Josh Allen, Jax. - 10.5; Maxx Crosby, Oak. - 10.0).
- Bosa registered 4 tackles, 3.0 sacks, 1 PD and 1 INT vs. Car. (10/27/19), joining Vikings DE/DT Kevin Williams (12/28/2003) and Panthers DE Julius Peppers (10/13/2002) as the only rookies to have at least 3.0 sacks and an INT in a single game since 1982.
- Bosa became the 6th player since 1982 to record at least 7.0 sacks through his first 7 career games [DE Mark Anderson (7.5 - 2006), DE Julius Peppers (7.0 - 2002), DT Santana Dotson (7.0 - 1992), LB James Francis (7.0 - 1990) & LB Vernon Maxwell (7.0 - 1983)].
- His 25 QB hits in 2019 ranked 1st among rookies in the NFL.
- Bosa's 16 tackles for loss on the 2019 season were tied for the 5th-most in the NFL.
- In Weeks 5-8 of 2019, Bosa registered the most TFLs (9), tied for the most sacks (6.0) and ranked 2nd with 9 QB hits. He was named NFC Player of the Week twice (Weeks 5 & 8) and earned both NFC Defensive Player of the Month and NFL Defensive Rookie of the Month honors for the month of October.

MOST TACKLES FOR LOSS IN THE NFL AMONG ALL PLAYERS, 2021

	Player	TFLs
1t.	Nick Bosa, SF	21
	T.J. Watt, Pit.	21
3.	Micah Parsons, Dal.	20
4.	Aaron Donald, LAR	19
5t.	Two Players	17

MOST CAREER SACKS BY A MEMBER OF THE 49ERS IN THE POSTSEASON, SINCE 1982

	Player	Games	Sacks
1.	Nick Bosa	6	8.0
2.	Charles Haley	12	7.5
3t.	Dwaine Board	7	6.5
	Ahmad Brooks	8	6.5
	Tim Harris	6	6.5

QUICK HITS

- With 9.0 sacks on the 2019 season, Bosa finished with the 4th-most by a 49ers rookie since 1982.
- Making his NFL debut at TB (9/8/19), Bosa registered a 9-yd. sack on Buccaneers QB Jameis Winston, the first of his career.
- In Week 5 of 2019, finished with 5 QB hits, tied for the most in the NFL among all players. He won NFC Defensive Player of the Week for his performance.
- With 2.0 sacks, 1 FF and 1 FR vs. Cle. (10/7/19), Bosa registered his first career FF, FR and multi-sack game. According to ESPN Stats & Info, Bosa became the only 49ers player to register 2.0 sacks, 1 FF and 1 FR in a single-game in the previous 25 years. He also became the first 49ers rookie with at least 2.0 sacks in a game since DL DeForest Buckner at Buf. (10/16/16).

MOST SACKS BY A 49ERS ROOKIE, 1982-2019

	Player	Year	Sacks
1.	LB Aldon Smith	2011	14.0
2.	LB Charles Haley	1986	12.0
3.	DT Dana Stubblefield	1993	10.5
4.	DL Nick Bosa	2019	9.0
5.	DE Andre Carter	2001	6.5



NICK BOSA

WHAT'S MY LINE?

Bosa registered 52 tackles, a career-high 15.5 sacks, 4 FFs and 1 PD in 2021.

Bosa registered 12 tackles, 4.0 sacks and 1 FF in the postseason.

SACK MASTER

Bosa's 15.5 sacks in 2021 were the 4th-most in the NFL and the 2nd-most in the NFC.

MOST SACKS IN THE NFL, 2021

	Player	Sacks
1.	T.J. Watt, Pit.	22.5
2.	Robert Quinn, Chi.	18.5
3.	Myles Garrett, Cle.	16.0
4.	Nick Bosa, SF	15.5
5.	Trey Hendrickson, Cin.	14.0

GOULDEN BOOT

CLIMBS THE RANKS

Gould has made 134 FGs as a member of the 49ers. His 134 FGM rank 2nd in franchise history.

Combined with his 276 career made FGs as a member of the Chicago Bears, Gould is the 13th kicker in NFL history to reach 100 made FGs for 2 different franchises.

He also is just the 7th kicker in NFL history to record 200 FGM with 1 franchise and 100 FGM with another (Gary Anderson; Morten Anderson; John Carney; Ryan Longwell; Matt Stover; Adam Vinatieri).

MOST CAREER FGM, FRANCHISE HISTORY

Player	FGM
1. Ray Wersching	190
2. Robbie Gould	134
3. Tommy Davis	130
4. Joe Nedney	129
5. Mike Cofer	128

QUICK HITS

- Gould Ranks 7th in NFL history in FG pct. (69.4%) on FGAs of 50-or-more yds. (min. 20 FGM).
- Is 1 of 11 kickers in NFL history with at least 400 FGM.
- His 88.2% made FG pct. is the highest in 49ers history (min. 100 atts.).
- Gould has 1,830 career points, the 13th-most in NFL history.
- Ranks as the Chicago Bears franchise leader in scoring (1,207 points), made FGs (276) and FG pct. (85.4 pct.).



CLIMBS THE RANKS

Gould connected on FGs from 21 and 33 yds. at LAC (9/30/18), making a franchise-record 33 consecutive FGAs from 10/29/17-9/30/18.

He currently holds both the longest and 3rd-longest FGM streak in franchise history.

MOST CONSECUTIVE FGM, FRANCHISE HISTORY

Player	Range	FGM
1. Robbie Gould	10/29/17-9/30/18	33
2. Phil Dawson	10/6/13-12/29/13	27
3. Robbie Gould	10/15/18-9/8/19	25
4. Phil Dawson	9/14/15-12/13/15	19
5. Joe Nedney	11/26/06-9/30/07	18

HISTORIC LEG

Among those with 100-or-more career made FGs, Gould ranks t-6th in made FG percentage at 86.6%.

HIGHEST FG PCT. AMONG KICKERS WITH 100-OR-MORE FGM, NFL HISTORY

Player	Pct.
1. Justin Tucker	91.1
2. Harrison Butker	90.1
3. Chris Boswell	88.3
4. Daniel Carlson	87.2
5. Josh Lambo	87.1
6t. Robbie Gould	86.6
Wil Lutz	86.6



ROBBIE GOULD

WHAT'S MY LINE?

Gould connected on 20 of 23 FGAs (87.0%) and 39 of his 40 PATs in 2021.

Gould connected on 6 of 6 FGAs and 5-5 PATs in the postseason.

2-YEAR SPAN

Over his first 2 seasons with the 49ers (2017-18), Gould made 72 of 75 FGAs (96.0%). His 96.0 FG %, along with his 96.1% from 2016-17, are the 2 highest percentages in NFL history over a 2-year span (min. 32 FGAs).

HIGHEST FG % IN A 2-YEAR SPAN, NFL HISTORY (min. 32 atts.)

Player	Years	FG %
1. Robbie Gould	2016-17	96.1
2. Robbie Gould	2017-18	96.0
3. Eddie Murray	1988-89	95.2
4. Adam Vinatieri	2014-15	94.8
5. Justin Tucker	2016-17	94.7

KNOCKS IT THROUGH

Gould finished the 2017 season with 145 pts., setting a new single-season career high, while his 39 made FGs tied for the 3rd-most in a single season in NFL history.

MOST FGM IN A SINGLE SEASON, NFL HISTORY

Player	Year	FGM
1. David Akers, SF	2011	44
2. Neil Rackers, Arz.	2005	40
3t. Robbie Gould, SF	2017	39
Olindo Mare, Mia.	1999	39
Jeff Wilkins, StL	2003	39

UNDER PRESSURE

Throughout his 17-year career, and including the postseason, Gould has connected on 19 game-winning FGs (losing by 2-or-less points or tied in the 4th Qtr. or tied in OT), with 8 as a member of the 49ers.

GOULD'S CAREER GAME-WINNING FGs

Date	Opp.	Final Score	4th Qtr./OT	Time Remaining
1/22/22*	at GB	13-10	4th Qtr.	0:00
1/9/22	at LAR	27-24	OT	2:45
11/29/20	at LAR	23-20	4th Qtr.	0:00
12/21/19	vs. LAR	34-31	4th Qtr.	0:00
12/8/19	at NO	48-46	4th Qtr.	0:00
12/16/18	vs. Sea.	26-23	OT	---
12/17/17	vs. Ten.	25-23	4th Qtr.	0:00
12/3/17	at Chi.	15-14	4th Qtr.	0:04
10/4/15	vs. Oak.	22-20	4th Qtr.	0:02
11/11/13	vs. Bal.	23-20	OT	---
10/28/12	vs. Car.	23-22	4th Qtr.	0:00
9/27/10	vs. GB	20-17	4th Qtr.	0:04
9/20/09	vs. Pit.	17-14	4th Qtr.	0:15
12/22/08	vs. GB	20-17	OT	---
12/11/08	vs. NO	27-24	OT	---
11/25/07	vs. Den.	37-34	OT	---
1/14/07*	vs. Sea.	27-24	OT	---
12/17/06	vs. TB	34-31	OT	---
11/6/05	at NO	20-17	4th Qtr.	0:06

*Postseason

2022 SAN FRANCISCO 49ERS COACHING STAFF



Kyle Shanahan
Head Coach



Chris Foerster
Offensive Line/Run Game
Coordinator



DeMeco Ryans
Defensive Coordinator



Brian Schneider
Special Teams Coordinator



Bobby Slowik
Offensive Passing Game
Coordinator




Anthony Lynn
Assistant Head Coach/
Running Backs



Stephen Adegoke
Defensive Quality Control




Daniel Bullocks
Safeties



James Cregg
Assistant Offensive Line



Brian Fleury
Tight Ends



Joe Graves
Assistant Offensive Line



Brian Griese
Quarterbacks



Leonard Hankerson
Wide Receivers



Matthew Harper
Assistant Special Teams



Andrew Hayes-Stoker
Defensive Quality Control



Johnny Holland
Linebackers



Kris Kocurek
Defensive Line



Klay Kubiak
Assistant Quarterbacks



August Mangin
Special Teams Quality Control



Asauni Rufus
Offensive Quality Control



Deuce Schwartz
Offensive Quality Control



Nick Sorensen
Defensive Assistant



Darryl Tapp
Assistant Defensive Line



Cory Undlin
Defensive Passing Game
Specialist/Secondary

2022 SAN FRANCISCO 49ERS UNOFFICIAL DEPTH CHART

Compiled by the 49ers Football Communications staff

AS OF AUGUST 15, 2022

OFFENSE

WR	11	Brandon Aiyuk	3	Ray-Ray McCloud III	86	Danny Gray	6	Marcus Johnson
LT	71	Trent Williams	68	Colton McKivitz	78	Sam Schlueter	18	Willie Snead IV
LG	65	Aaron Banks	62	Jason Poe			77	Alfredo Gutierrez
C	64	Jake Brendel	60	Daniel Brunskill	61	Dohnovan West		
RG	74	Spencer Burford	66	Keaton Sutherland	63	Nick Zakelj		
RT	69	Mike McGlinchey	76	Jaylon Moore	67	Justin Skule	50	Jordan Mills
TE	85	George Kittle	89	Charlie Woerner	47	Tyler Kroft	49	Troy Fumagalli
					82	Ross Dwelley	84	Tanner Hudson
WR	19	Deebo Samuel	15	Jauan Jennings	17	Malik Turner	83	Tay Martin
					81	Austin Mack		
RB	25	Elijah Mitchell	22	Jeff Wilson Jr.	28	Trey Sermon	32	Tyrion Davis-Price
					23	JaMycal Hasty	41	Jordan Mason
FB	44	Kyle Juszczyk						
QB	5	Trey Lance	7	Nate Sudfeld	14	Brock Purdy	10	Jimmy Garoppolo

DEFENSE

LDE	56	Samson Ebukam	95	Drake Jackson	92	Kerry Hyder Jr.	53	Kemoko Turay
LDT	99	Javon Kinlaw	90	Kevin Givens	78	Akeem Spence		
RDT	91	Arik Armstead	98	Hassan Ridgeway	50	Robert Nkemdiche	77	Kevin Atkins
RDE	97	Nick Bosa	94	Charles Omenihu	75	Jordan Willis	58	Alex Barrett
SAM	51	Azeez Al-Shaair	45	Demetrius Flannigan-Fowles				
MIKE	54	Fred Warner	59	Curtis Robinson	40	Marcelino McCrary-Ball	47	Jeremiah Gemmel
WILL	57	Dre Greenlaw	48	Oren Burks	49	Segun Olubi		
LCB	4	Emmanuel Moseley	27	Dontae Johnson	38	Deommodore Lenoir	36	Tariq Castro-Fields
RCB	35	Charvarius Ward	20	Ambry Thomas	24	Ka'dar Hollman	14	Ken Crawley
NB	26	Samuel Womack III	43	Qwuantrezz Knight				
FS	1	Jimmie Ward	30	George Odum				
SS	29	Talanoa Hufanga	33	Tarvarius Moore	41	Taylor Hawkins		

SPECIAL TEAMS

P	18	Mitch Wishnowsky						
K	9	Robbie Gould						
H	18	Mitch Wishnowsky						
PR	3	Ray-Ray McCloud III	11	Brandon Aiyuk	13	KeeSean Johnson		
KOR	3	Ray-Ray McCloud III	86	Danny Gray	6	Marcus Johnson		
LS	46	Taybor Pepper						

PUP/Active – CB Jason Verrett

NFI/Active – DL Kalia Davis

Injured Reserve List – DL Maurice Hurst, TE Jordan Matthews

Underline – rookies

PRONUNCIATION GUIDE

Brandon Aiyuk	EYE-yook	Tarvarius Moore	tarr-VEAR-ee-us
Azeez Al-Shaair	uh-ZEEZ, all-SHY-urr	Robert Nkemdiche	KIM-dee-chee
Tariq Castro-Fields	tuh-REEK	Segun Olubi	SUH-goan, uh-LOOB-ee
Kalia Davis	kuh-LEE-uh	Charles Omenihu	oh-MEN-ah-who
Tyrion Davis-Price	TIE-ree-on	Sam Schlueter	shlew-turr
Samson Ebukam	EH-boo-kahm	Justin Skule	SKOOL
Troy Fumagalli	foo-muh-GAH-lee	Ambry Thomas	AM-bree
Robbie Gould	GOLD	Kemoko Turay	kuh-MOKO, tur-ay
Ja'Mycal Hasty	juh-MY-kuhl	Malik Turner	muh-LEAK
Ka'dar Hollman	kuh-DARR, HOLE-man	Charvarius Ward	charr-VEAR-ee-us
Talanoa Hufanga	tal-uh-NOE-uh,	Mitch Wishnowsky	wish-NOW-ski
	who-FAWN-guh	Charlie Woerner	WER-ner
Kyle Juszczyk	YOOZ-check	Nick Zakelj	zuh-CAL
Javon Kinlaw	juh-VONN	<i>The 49ers audio pronunciation guide can be found at:</i>	
Qwuantrezz Knight	KWAN-trez	<i>https://49ers.1rmg.com/pronunciation-guide/</i>	
Deommodore Lenoir	dee-AH-mo-door,		
	luh-NOOR		

COACHING STAFF

Kyle Shanahan.....	Head Coach
Chris Foerster.....	Run Game Coordinator/Offensive Line
DeMeco Ryans	Defensive Coordinator
Brian Schneider	Special Teams Coordinator
Bobby Slowik.....	Offensive Passing Game Coordinator
Anthony Lynn	Assistant Head Coach/Running Backs
Stephen Adegoke	Defensive Quality Control
Daniel Bullocks.....	Safeties
James Cregg	Assistant Offensive Line
Brian Fleury.....	Tight Ends
Joe Graves	Assistant Offensive Line
Brian Griese	Quarterbacks
Leonard Hankerson	Wide Receivers
Matthew Harper	Assistant Special Teams
Andrew Hayes-Stoker.....	Defensive Quality Control
Johnny Holland.....	Linebackers
Kris Kocurek.....	Defensive Line
Klay Kubiak	Assistant Quarterbacks
August Mangin	Special Teams Quality Control/ Game Management Specialist
Asauni Rufus	Offensive Quality Control
Deuce Schwartz.....	Offensive Quality Control
Nick Sorensen.....	Defensive Assistant
Darryl Tapp.....	Assistant Defensive Line
Cory Undlin.....	Defensive Passing Game Specialist/Secondary

2022 SAN FRANCISCO 49ERS NUMERICAL ROSTER

AS OF AUGUST 15, 2022								
NO	PLAYER	POS	HT	WT	Age	EXP	COLLEGE	ACQUIRED
1	Jimmie Ward	DB	5-11	195	31	9	Northern Illinois	D-1 in '14
3	Ray-Ray McCloud III	WR	5-9	190	25	5	Clemson	FA in '22
4	Emmanuel Moseley	CB	5-11	190	26	5	Tennessee	FA in '18
5	Trey Lance	QB	6-4	224	22	2	North Dakota State	D-1 in '21
6	Marcus Johnson	WR	6-1	207	28	6	Texas	FA in '22
7	Nate Sudfeld	QB	6-6	227	28	6	Indiana	FA in '21
9	Robbie Gould	K	6-0	190	39	18	Penn State	FA in '17
10	Jimmy Garoppolo	QB	6-2	225	30	9	Eastern Illinois	TR in '17 (NE)
11	Brandon Aiyuk	WR	6-0	200	24	3	Arizona State	D-2B in '20
14	Ken Crawley	CB	6-1	180	29	7	Colorado	FA in '22
14	Brock Purdy	QB	6-1	220	22	R	Iowa State	D-7 in '22
15	Jauan Jennings	WR	6-3	212	25	2	Tennessee	D-7 in '20
17	Malik Turner	WR	6-2	202	26	5	Illinois	FA in '22
18	Willie Snead IV	WR	5-11	195	29	8	Ball State	FA in '22
18	Mitch Wishnowsky	P	6-2	220	30	4	Utah	D-4 in '19
19	Deebo Samuel	WR	6-0	215	26	4	South Carolina	D-2 in '19
20	Ambry Thomas	CB	6-0	190	22	2	Michigan	D-3B in '21
22	Jeff Wilson Jr.	RB	6-0	213	26	5	North Texas	FA in '18
23	Ja'Mycal Hasty	RB	5-8	205	25	3	Baylor	FA in '20
24	Ka'dar Hollman	CB	6-0	196	27	3	Toledo	FA in '22
25	Elijah Mitchell	RB	5-10	200	24	2	Louisiana	D-6 in '21
26	Samuel Womack III	CB	5-10	189	23	R	Toledo	D-5 in '22
27	Dontae Johnson	CB	6-2	190	30	9	North Carolina State	FA in '19
28	Trey Sermon	RB	6-0	215	23	2	Ohio State	D-3A in '21
29	Talanoa Hufanga	S	6-0	200	22	2	Southern California	D-5C in '21
30	George Odum	S	6-1	202	28	5	Central Arkansas	FA in '22
32	Tyrion Davis-Price	RB	6-1	219	21	R	Louisiana State	D-3A in '22
33	Tarvarius Moore	DB	6-2	200	25	5	Southern Mississippi	D-3B in '18
35	Charvarius Ward	CB	6-1	196	26	5	Middle Tennessee State	FA in '22
36	Tariq Castro-Fields	CB	6-1	197	23	R	Penn State	D-6C in '22
38	Deommodore Lenoir	DB	5-10	200	22	2	Oregon	D-5B in '21
40	Marcelino McCrary-Ball	LB	6-0	214	23	R	Indiana	FA in '22
41	Taylor Hawkins	S	6-1	205	24	R	San Diego State	FA in '22
41	Jordan Mason	RB	5-11	223	23	R	Georgia Tech	FA in '22
43	Qwuantrezz Knight	CB	6-0	199	24	R	UCLA	FA in '22
44	Kyle Juszczyk	FB	6-2	235	31	10	Harvard	FA in '17
45	Demetrius Flannigan-Fowles	LB	6-2	223	25	3	Arizona	FA in '19
46	Taybor Pepper	LS	6-4	245	28	5	Michigan State	FA in '20
47	Jeremiah Gemmel	LB	6-1	225	23	R	North Carolina	FA in '22
47	Tyler Kroft	TE	6-6	252	29	8	Rutgers	FA in '22
48	Oren Burks	LB	6-3	233	27	5	Vanderbilt	FA in '22
49	Troy Fumagalli	TE	6-6	248	27	5	Wisconsin	FA in '22
49	Segun Olubi	LB	6-2	220	22	R	San Diego State	FA in '22
50	Jordan Mills	OL	6-5	316	31	9	Louisiana Tech	FA in '22
50	Robert Nkemdiche	DL	6-4	296	27	5	Mississippi	FA in '22
51	Azeez Al-Shaair	LB	6-2	228	25	4	Florida Atlantic	FA in '19
53	Kemoko Turay	DL	6-5	248	27	5	Rutgers	FA in '22
54	Fred Warner	LB	6-3	230	25	5	Brigham Young	D-3A in '18
56	Samson Ebukam	DL	6-3	245	27	6	Eastern Washington	FA in '21
57	Dre Greenlaw	LB	6-0	230	25	4	Arkansas	D-5 in '19
58	Alex Barrett	DL	6-2	250	28	2	San Diego State	FA in '19
59	Curtis Robinson	LB	6-3	235	24	2	Stanford	FA in '21
60	Daniel Brunskill	OL	6-5	300	28	4	San Diego State	FA in '19
61	Dohnovan West	OL	6-4	300	21	R	Arizona State	FA in '22
62	Jason Poe	OL	6-1	300	24	R	Mercer	FA in '22
63	Nick Zakelj	OL	6-6	316	23	R	Fordham	D-6A in '22
64	Jake Brendel	OL	6-4	299	29	5	UCLA	FA in '20
65	Aaron Banks	OL	6-5	325	24	2	Notre Dame	D-2 in '21
66	Keaton Sutherland	OL	6-5	315	25	2	Texas A&M	FA in '22
67	Justin Skule	OL	6-6	315	25	4	Vanderbilt	D-6B in '19
68	Colton McKivitz	OL	6-6	301	26	3	West Virginia	D-5 in '20
69	Mike McGlinchey	T	6-8	310	27	5	Notre Dame	D-1 in '18
71	Trent Williams	T	6-5	320	34	13	Oklahoma	TR in '20 (Was.)
74	Spencer Burford	OL	6-4	300	22	R	Texas-San Antonio	D-4 in '22
75	Jordan Willis	DL	6-4	270	27	6	Kansas State	TR in '20 (NYJ)
76	Jaylon Moore	OL	6-4	311	24	2	Western Michigan	D-5A in '21
77	Alfredo Gutierrez*	OL	6-9	332	26	1	Tecnológico de Monterrey	FA in '21
77	Kevin Atkins	DL	6-2	307	24	R	Fresno State	FA in '22
78	Sam Schlueter	OL	6-6	309	25	R	Minnesota	FA in '22
78	Akeem Spence	DL	6-1	307	30	9	Illinois	FA in '22
81	Austin Mack	WR	6-2	215	24	2	Ohio State	FA in '21
82	Ross Dwelley	TE	6-5	235	27	5	San Diego	FA in '18
83	Tay Martin	WR	6-3	185	24	R	Oklahoma State	FA in '22
84	Tanner Hudson	TE	6-5	239	27	3	Southern Arkansas	FA in '21
85	George Kittle	TE	6-4	250	28	6	Iowa	D-5A in '17
86	Danny Gray	WR	6-0	200	23	R	Southern Methodist	D-3B in '22
89	Charlie Woerner	TE	6-5	241	24	3	Georgia	D-6 in '20
90	Kevin Givens	DL	6-1	285	25	3	Penn State	FA in '19
91	Arik Armstead	DL	6-7	290	28	8	Oregon	D-1 in '15
92	Kerry Hyder Jr.	DL	6-2	275	31	7	Texas Tech	FA in '22
94	Charles Omenihu	DL	6-5	280	24	4	Texas	TR in '21 (Hou.)
95	Drake Jackson	DL	6-4	273	21	R	Southern California	D-2 in '22
97	Nick Bosa	DL	6-4	266	24	4	Ohio State	D-1 in '19
98	Hassan Ridgeway	DL	6-3	305	27	7	Texas	FA in '22
99	Javon Kinlaw	DT	6-5	319	24	3	South Carolina	D-1A in '20
Injured Reserve List								
88	Jordan Matthews	TE	6-3	236	30	7	Vanderbilt	FA in '21
96	Maurice Hurst	DL	6-2	291	27	5	Michigan	FA in '21
Active/Physically Unable to Perform List								
2	Jason Verrett	CB	5-10	188	31	9	Texas Christian	FA in '19
Active/Non-Football Injury List								
93	Kalia Davis	DL	6-2	310	23	R	Central Florida	D-6B in '22

* NFL's International Pathway Program

2022 SAN FRANCISCO 49ERS ALPHABETICAL ROSTER

AS OF AUGUST 15, 2022 NO	PLAYER	POS	HT	WT	Birthdate	EXP	COLLEGE	HOMETOWN
11	Aiyuk, Brandon	WR	6-0	200	3-17-98	3	Arizona State	Reno, NV
51	Al-Shaair, Azeez	LB	6-2	228	8-4-97	4	Florida Atlantic	Tampa, FL
91	Armstead, Arik	DL	6-7	290	11-15-93	8	Oregon	Elk Grove, CA
77	Atkins, Kevin	DL	6-2	307	7-30-98	R	Fresno State	San Diego, CA
65	Banks, Aaron	OL	6-5	325	9-3-97	2	Notre Dame	El Cerrito, CA
58	Barrett, Alex	DL	6-2	250	3-6-94	2	San Diego State	Mesa, AZ
97	Bosa, Nick	DL	6-4	266	10-23-97	4	Ohio State	Fort Lauderdale, FL
64	Brendel, Jake	OL	6-4	299	9-10-92	5	UCLA	Plano, TX
60	Brunskill, Daniel	OL	6-5	300	1-27-94	4	San Diego State	Valley Center, CA
74	Burford, Spencer	OL	6-4	300	7-19-00	R	Texas-San Antonio	San Antonio, TX
48	Burks, Oren	LB	6-3	233	3-21-95	5	Vanderbilt	Lorton, VA
36	Castro-Fields, Tariq	CB	6-1	197	1-14-99	R	Penn State	Upper Marlboro, MD
14	Crawley, Ken	CB	6-1	180	2-8-93	7	Colorado	Washington, DC
32	Davis-Price, Tyron	RB	6-1	219	10-23-00	R	Louisiana State	Baton Rouge, LA
82	Dwelle, Ross	TE	6-5	235	1-26-95	5	San Diego	El Dorado Hills, CA
56	Ebukam, Samson	DL	6-3	245	5-9-95	6	Eastern Washington	Portland, OR
45	Flannigan-Fowles, Demetrius	LB	6-2	223	9-4-96	3	Arizona	Tucson, AZ
49	Fumagalli, Troy	TE	6-6	248	2-17-95	5	Wisconsin	Aurora, IL
10	Garoppolo, Jimmy	QB	6-2	225	11-2-91	9	Eastern Illinois	Arlington Heights, IL
47	Gemmel, Jeremiah	LB	6-1	225	11-5-98	R	North Carolina	Sharpsburg, GA
90	Givens, Kevin	DL	6-1	285	3-1-97	3	Penn State	Newark, NJ
9	Gould, Robbie	K	6-0	190	12-6-82	18	Penn State	Jersey Shore, PA
86	Gray, Danny	WR	6-0	200	4-1-99	R	Southern Methodist	Dallas, TX
57	Greenlaw, Dre	LB	6-0	230	5-25-97	4	Arkansas	Fayetteville, AR
77	Gutierrez, Alfredo*	OL	6-9	332	12-29-95	1	Tecnológico de Monterrey	Tijuana, MX
23	Hasty, JaMyca	RB	5-8	205	9-12-96	3	Baylor	Longview, TX
41	Hawkins, Taylor	S	6-1	205	12-27-97	R	San Diego State	Palm Springs, CA
24	Hollman, Ka'dar	CB	6-0	196	9-18-94	3	Toledo	Burlington, NJ
84	Hudson, Tanner	TE	6-5	239	11-12-94	3	Southern Arkansas	Camden, TN
29	Hufanga, Talanoa	S	6-0	200	2-1-00	2	Southern California	Corvallis, OR
92	Hyder Jr., Kerry	DL	6-2	275	5-2-91	7	Texas Tech	Austin, TX
95	Jackson, Drake	DL	6-4	273	4-12-01	R	Southern California	Corona, CA
15	Jennings, Jauan	WR	6-3	212	7-10-97	2	Tennessee	Murfreesboro, TN
27	Johnson, Dontae	CB	6-2	200	12-1-91	9	North Carolina State	Pennington, NJ
6	Johnson, Marcus	WR	6-1	207	8-5-94	6	Texas	League City, TX
44	Jusczyk, Kyle	FB	6-2	235	4-23-91	10	Harvard	Lodi, OH
99	Kinlaw, Javon	DT	6-5	319	10-3-97	3	South Carolina	Charleston, SC
85	Kittle, George	TE	6-4	250	10-9-93	6	Iowa	Norman, OK
43	Knight, Qwanterez	CB	6-0	199	10-10-97	R	UCLA	Havana, FL
47	Kroft, Tyler	TE	6-6	252	10-15-92	8	Rutgers	Downingtown, PA
5	Lance, Trey	QB	6-4	224	5-9-00	2	North Dakota State	Marshall, MN
38	Lenoir, Deommodore	DB	5-10	200	10-6-99	2	Oregon	Los Angeles, CA
81	Mack, Austin	WR	6-2	215	8-31-97	2	Ohio State	Fort Wayne, IN
83	Martin, Tay	WR	6-3	185	12-14-97	R	Oklahoma State	Houma, LA
41	Mason, Jordan	RB	5-11	223	5-24-99	R	Georgia Tech	Gallatin, TN
3	McCloud III, Ray-Ray	WR	5-9	190	10-15-96	5	Clemson	Tampa, FL
40	McCrary-Ball, Marcelino	LB	6-0	214	3-23-99	R	Indiana	Roswell, GA
69	McGlinchey, Mike	T	6-8	310	1-12-95	5	Notre Dame	Philadelphia, PA
68	McKivitz, Colton	OL	6-6	301	8-9-96	3	West Virginia	Jacobsburg, OH
50	Mills, Jordan	OL	6-5	316	12-24-90	9	Louisiana Tech	Napoleonville, LA
25	Mitchell, Elijah	RB	5-10	200	5-2-98	2	Louisiana	Erath, LA
76	Moore, Jaylon	OL	6-4	311	1-9-98	2	Western Michigan	Detroit, MI
33	Moore, Tarvarius	DB	6-2	200	8-16-96	5	Southern Mississippi	Quitman, MS
4	Moseley, Emmanuel	CB	5-11	190	3-25-96	5	Tennessee	Greensboro, NC
50	Nkemdicke, Robert	DL	6-4	296	9-19-94	5	Mississippi	Atlanta, GA
30	Odum, George	S	6-1	202	11-3-93	5	Central Arkansas	Millington, TN
49	Olubi, Segun	LB	6-2	220	11-1-99	R	San Diego State	Corona, CA
94	Omerihu, Charles	DL	6-5	280	8-20-97	4	Texas	Rowlett, TX
46	Pepper, Taybor	LS	6-4	245	5-28-94	5	Michigan State	Saline, MI
62	Poe, Jason	OL	6-1	300	7-27-98	R	Mercer	Fitzgerald, GA
14	Purdy, Brock	QB	6-1	220	12-27-99	R	Iowa State	Gilbert, AZ
98	Ridgeway, Hassan	DL	6-3	305	11-2-94	7	Texas	Mansfield, TX
59	Robinson, Curtis	LB	6-3	235	6-2-98	2	Stanford	Santa Ana, CA
19	Samuel, Deebo	WR	6-0	215	1-15-96	4	South Carolina	Inman, SC
78	Schlueter, Sam	OL	6-6	309	8-11-97	R	Minnesota	Mayer, MN
28	Sermon, Trey	RB	6-0	215	1-30-99	2	Ohio State	Marietta, GA
67	Skule, Justin	OL	6-6	315	11-23-96	4	Vanderbilt	Clifton, VA
18	Snead IV, Willie	WR	5-11	195	10-17-92	8	Ball State	Muskegon, MI
78	Spence, Akeem	DL	6-1	307	11-29-91	9	Illinois	Fort Walton Beach, FL
7	Sudfeld, Nate	QB	6-6	227	10-7-93	6	Indiana	Modesto, CA
66	Sutherland, Keaton	OL	6-5	315	2-12-97	2	Texas A&M	Flower Mound, TX
20	Thomas, Ambry	CB	6-0	190	9-9-99	2	Michigan	Detroit, MI
53	Turay, Kemoko	DL	6-5	248	7-11-95	5	Rutgers	Newark, NJ
17	Turner, Malik	WR	6-2	202	1-30-96	5	Illinois	Springfield, IL
35	Ward, Charvarius	CB	6-1	196	5-16-96	5	Middle Tennessee State	McComb, MS
1	Ward, Jimmie	DB	5-11	195	7-18-91	9	Northern Illinois	Mobile, AL
54	Warner, Fred	LB	6-3	230	11-19-96	5	Brigham Young	San Marcos, CA
61	West, Dohnovan	OL	6-4	300	5-19-01	R	Arizona State	Mission Hills, CA
71	Williams, Trent	T	6-5	320	7-19-88	13	Oklahoma	Longview, TX
75	Willis, Jordan	DL	6-4	270	5-2-95	6	Kansas State	Kansas City, MO
22	Wilson Jr., Jeff	RB	6-0	213	11-16-95	5	North Texas	Elkhart, TX
18	Wishnowsky, Mitch	P	6-2	220	3-3-92	4	Utah	Perth, Australia
89	Woerner, Charlie	TE	6-5	241	10-16-97	3	Georgia	Tiger, GA
26	Womack III, Samuel	CB	5-10	189	7-7-99	R	Toledo	Detroit, MI
63	Zakelj, Nick	OL	6-6	316	6-22-99	R	Fordham	Broadview Heights, OH
Injured Reserve List								
96	Hurst, Maurice	DL	6-2	291	5-9-95	5	Michigan	Westwood, MA
88	Matthews, Jordan	TE	6-3	236	7-16-92	7	Vanderbilt	Madison, AL
Active/Physically Unable to Perform List								
2	Verrett, Jason	CB	5-10	188	6-18-91	9	Texas Christian	Fairfield, CA
Active/Non-Football Injury List								
93	Davis, Kalia	DL	6-2	310	10-2-98	R	Central Florida	Pensacola, FL

* NFL's International Pathway Program

2022 SAN FRANCISCO 49ERS POSITIONAL ROSTER

AS OF AUGUST 15, 2022

NO	PLAYER	POS	HT	WT	DOB	EXP	COLLEGE	HOMETOWN	ACQUIRED
Quarterbacks (4)									
5	Lance, Trey	QB	6-4	224	5-9-00	2	North Dakota State	Marshall, MN	D-1 in '21
7	Sudfeld, Nate	QB	6-6	227	10-7-93	6	Indiana	Modesto, CA	FA in '21
10	Garoppolo, Jimmy	QB	6-2	225	11-2-91	9	Eastern Illinois	Arlington Heights, IL	TR in '17 (NE)
14	Purdy, Brock	QB	6-1	220	12-27-99	R	Iowa State	Gilbert, AZ	D-7 in '22
Running Backs/Fullbacks (7)									
22	Wilson Jr., Jeff	RB	6-0	213	11-16-95	5	North Texas	Elkhart, TX	FA in '18
23	Hasty, JaMyca	RB	5-8	205	9-12-96	3	Baylor	Longview, TX	FA in '20
25	Mitchell, Elijah	RB	5-10	200	5-2-98	2	Louisiana	Erath, LA	D-6 in '21
28	Sermon, Trey	RB	6-0	215	1-30-99	2	Ohio State	Marietta, GA	D-3A in '21
32	Davis-Price, Tyrion	RB	6-1	219	10-23-00	R	Louisiana State	Baton Rouge, LA	D-3A in '22
41	Mason, Jordan	RB	5-11	223	5-24-99	R	Georgia Tech	Gallatin, TN	FA in '22
44	Juszczyk, Kyle	FB	6-2	235	4-23-91	10	Harvard	Lodi, OH	FA in '17
Wide Receivers (10)									
3	McCloud III, Ray-Ray	WR	5-9	190	10-15-96	5	Clemson	Tampa, FL	FA in '22
6	Johnson, Marcus	WR	6-1	207	8-5-94	6	Texas	League City, TX	FA in '22
11	Aiyuk, Brandon	WR	6-0	200	3-17-98	3	Arizona State	Reno, NV	D-1B in '20
15	Jennings, Jauan	WR	6-3	212	7-10-97	2	Tennessee	Murfreesboro, TN	D-7 in '20
17	Turner, Malik	WR	6-2	202	1-30-96	5	Illinois	Springfield, IL	FA in '22
18	Snead IV, Willie	WR	5-11	195	10-17-92	8	Ball State	Muskegon, MI	FA in '22
19	Samuel, Deebo	WR	6-0	215	1-15-96	4	South Carolina	Inman, SC	D-2 in '19
81	Mack, Austin	WR	6-2	215	8-31-97	2	Ohio State	Fort Wayne, IN	FA in '21
83	Martin, Jay	WR	6-3	185	12-14-97	R	Oklahoma State	Houma, LA	FA in '22
86	Gray, Danny	WR	6-0	200	4-1-99	R	Southern Methodist	Dallas, TX	D-3B in '22
Tight Ends (6)									
47	Kroft, Tyler	TE	6-6	252	10-15-92	8	Rutgers	Downingtown, PA	FA in '22
49	Fumagalli, Troy	TE	6-6	248	2-17-95	5	Wisconsin	Aurora, IL	FA in '22
82	Dwelle, Ross	TE	6-5	235	1-26-95	5	San Diego	El Dorado Hills, CA	FA in '18
84	Hudson, Tanner	TE	6-5	239	11-12-94	3	Southern Arkansas	Camden, TN	FA in '21
85	Kittle, George	TE	6-4	250	10-9-93	6	Iowa	Norman, OK	D-5A in '17
89	Woerner, Charlie	TE	6-5	241	10-16-97	3	Georgia	Tiger, GA	D-6 in '20
Offensive Line (16)									
50	Mills, Jordan	OL	6-5	316	12-24-90	9	Louisiana Tech	Napoleonville, LA	FA in '22
60	Brunskill, Daniel	OL	6-5	300	1-27-94	4	San Diego State	Valley Center, CA	FA in '19
61	West, Dohnovan	OL	6-4	300	5-19-01	R	Arizona	Mission Hills, CA	FA in '22
62	Poe, Jason	OL	6-1	300	7-27-98	R	Mercer	Fitzgerald, GA	FA in '22
63	Zakelj, Nick	OL	6-6	316	6-22-99	R	Fordham	Broadview Heights, OH	D-6A in '22
64	Brendel, Jake	OL	6-4	299	9-10-92	5	UCLA	Plano, TX	FA in '20
65	Banks, Aaron	OL	6-5	325	9-3-97	2	Notre Dame	El Cerrito, CA	D-2 in '21
66	Sutherland, Keaton	OL	6-5	315	2-12-97	2	Texas A&M	Flower Mound, TX	FA in '22
67	Skule, Justin	OL	6-6	315	11-23-96	4	Vanderbilt	Clifton, VA	D-6B in '19
68	McKivitz, Colton	OL	6-6	301	8-9-96	3	West Virginia	Jacobsburg, OH	D-5 in '20
69	McGlinchey, Mike	T	6-8	310	1-12-95	5	Notre Dame	Philadelphia, PA	D-1 in '18
71	Williams, Trent	T	6-5	320	7-19-88	13	Oklahoma	Longview, TX	TR in '20 (Was.)
74	Burford, Spencer	OL	6-4	300	7-19-00	R	Texas-San Antonio	San Antonio, TX	D-4 in '22
76	Moore, Jaylon	OL	6-4	311	1-9-98	2	Western Michigan	Detroit, MI	D-5A in '21
77	Gutierrez, Alfredo*	OL	6-9	332	12-29-95	1	Tecnologico de Monterrey	Tijuana, MX	FA in '21
78	Schlueter, Sam	OL	6-6	309	8-11-97	R	Minnesota	Mayer, MN	FA in '22
Specialists (3)									
9	Gould, Robbie	K	6-0	190	12-6-82	18	Penn State	Jersey Shore, PA	FA in '17
18	Wishnowsky, Mitch	P	6-2	220	3-3-92	4	Utah	Perth, Australia	D-4 in '19
46	Pepper, Tavbor	LS	6-4	245	5-28-94	5	Michigan State	Saline, MI	FA in '20
Defensive Line (15)									
50	Nkemdicke, Robert	DL	6-4	296	9-19-94	5	Mississippi	Atlanta, GA	FA in '22
53	Turay, Kemoko	DL	6-5	248	7-11-95	5	Rutgers	Newark, NJ	FA in '21
56	Ebuka, Samson	DL	6-3	245	5-9-95	2	Eastern Washington	Portland, OR	FA in '21
58	Barrett, Alex	DL	6-2	250	3-6-94	6	San Diego State	Mesa, AZ	FA in '19
75	Willis, Jordan	DL	6-4	270	5-2-95	6	Kansas State	Kansas City, MO	TR in '20 (NYJ)
77	Atkins, Kevin	DL	6-2	307	7-30-98	R	Fresno State	San Diego, CA	FA in '22
78	Spence, Akeem	DL	6-1	307	11-29-91	9	Illinois	Fort Walton Beach, FL	FA in '22
90	Givens, Kevin	DL	6-1	285	3-1-97	3	Penn State	Newark, NJ	FA in '19
91	Armstead, Arik	DL	6-7	290	11-15-93	8	Oregon	Elk Grove, CA	D-1 in '15
92	Hyder Jr., Kerry	DL	6-2	275	5-2-91	5	Texas Tech	Austin, TX	FA in '22
94	Omenihu, Charles	DL	6-5	280	8-20-97	4	Texas	Rowlett, TX	TR in '21 (Hou.)
95	Jackson, Drake	DL	6-4	273	4-12-01	R	Southern California	Corona, CA	D-2 in '22
97	Bosa, Nick	DL	6-4	266	10-23-97	4	Ohio State	Fort Lauderdale, FL	D-1 in '19
98	Ridgeway, Hassan	DL	6-3	305	11-2-94	7	Texas	Mansfield, TX	FA in '22
99	Kinlaw, Javon	DT	6-5	319	10-3-97	3	South Carolina	Charleston, SC	D-1A in '20
Linebackers (9)									
40	McCrary-Ball, Marcelino	LB	6-0	214	3-23-99	R	Indiana	Roswell, GA	FA in '22
45	Flannigan-Fowles, Demetrius	LB	6-2	223	9-4-96	3	Arizona	Tucson, AZ	FA in '19
47	Gemmel, Jeremiah	LB	6-1	225	11-5-98	R	North Carolina	Sharpsburg, GA	FA in '22
48	Burks, Oren	LB	6-3	233	3-21-95	5	Vanderbilt	Lorton, VA	FA in '22
49	Olubi, Segun	LB	6-2	220	11-1-99	R	San Diego State	Corona, CA	FA in '22
51	Al-Shaair, Azeez	LB	6-2	228	8-4-97	4	Florida Atlantic	Tampa, FL	FA in '19
54	Warner, Fred	LB	6-3	230	11-19-96	5	Brigham Young	San Marcos, CA	D-3A in '18
57	Greenlaw, Dre	LB	6-0	230	5-25-97	4	Arkansas	Fayetteville, AR	D-5 in '19
59	Robinson, Curtis	LB	6-3	235	6-2-98	2	Stanford	Santa Ana, CA	FA in '21
Defensive Backs (15)									
1	Ward, Jimmie	DB	5-11	195	7-18-91	9	Northern Illinois	Mobile, AL	D-1 in '14
4	Moseley, Emmanuel	CB	5-11	190	3-25-96	5	Tennessee	Greensboro, NC	FA in '18
14	Crawley, Ken	CB	6-1	180	2-8-93	7	Colorado	Washington, DC	FA in '22
20	Thomas, Ambry	CB	6-0	190	9-9-99	2	Michigan	Detroit, MI	D-3B in '21
24	Hollman, Ka'dar	CB	6-0	196	9-18-94	3	Toledo	Burlington, NJ	FA in '22
26	Womack III, Samuel	CB	5-10	189	7-7-99	R	Toledo	Detroit, MI	D-5 in '22
27	Johnson, Dontae	CB	6-2	200	12-1-91	8	North Carolina State	Pennington, NJ	FA in '19
29	Hufanga, Ialanoa	S	6-0	200	2-1-00	2	Southern California	Corvallis, OR	D-5C in '21
30	Odum, George	S	6-1	202	11-3-93	5	Central Arkansas	Millington, TN	FA in '22
33	Moore, Jarvarius	DB	6-2	200	8-16-96	5	Southern Mississippi	Quitman, MS	D-3B in '18
35	Ward, Charvarius	CB	6-1	196	5-16-96	5	Middle Tennessee State	McComb, MS	FA in '22
36	Castro-Fields, Tariq	CB	6-1	197	1-14-99	2	Penn State	Upper Marlboro, MD	D-6B in '22
38	Lenoir, Deommodore	DB	5-10	200	10-6-99	R	Oregon	Los Angeles, CA	D-5B in '21
41	Hawkins, Tayler	S	6-1	205	12-27-97	R	San Diego State	Palm Springs, CA	FA in '22
43	Knight, Qwuantrizz	CB	6-0	199	10-10-97	R	UCLA	Havana, FL	FA in '22
Injured Reserve List (2)									
88	Matthews, Jordan	TE	6-3	236	7-16-92	7	Vanderbilt	Madison, AL	FA in '21
96	Hurst, Maurice	DL	6-2	291	5-9-95	5	Michigan	Westwood, MA	FA in '21
Active/Physically Unable to Perform List (1)									
2	Verrett, Jason	CB	5-10	188	6-18-91	9	Texas Christian	Fairfield, CA	FA in '19
Active/Non-Football Injury List (1)									
93	Davis, Kalia	DL	6-2	310	10-2-98	R	Central Florida	Pensacola, FL	D-6B in '22

* NFL's International Pathway Program

2022 SAN FRANCISCO 49ERS TRANSACTIONS

- 1-1 Activated P Mitch Wishnowsky from the Reserve/COVID-19 List. Promoted TE Tanner Hudson to the active roster from the team's practices squad. Activated LB Mark Nzeocha and LB Curtis Robinson from the team's practice squad (standard elevations). Waived RB Brian Hill.
- 1-3 LB Mark Nzeocha, LB Curtis Robinson and QB Nate Sudfeld reverted back to the team's practice squad. Placed CB Dontae Johnson, RB Raheem Mostert, DB Jimmie Ward and CB K'Waun Williams on the Reserve/COVID-19 List. Signed RB Brian Hill to the team's practice squad. Released P Colby Wadman from the practice squad.
- 1-4 Signed CB Darqueze Dennard to the team's practice squad.
- 1-5 Placed DB Deommodore Lenoir and CB Ambry Thomas on the Reserve/COVID-19 List. Opened the Injured Reserve practice windows for CB Emmanuel Moseley, WR Mohamed Sanu Sr. and S Tavon Wilson.
- 1-7 Activated CB Ambry Thomas from the Reserve/Covid-19 List. Waived TE Tanner Hudson.
- 1-8 Activated CB Dontae Johnson, DB Jimmie Ward and CB K'Waun Williams from the Reserve/Covid-19 List. Activated CB Emmanuel Moseley to the active roster from the Injured Reserve List. Activated LB Curtis Robinson from the team's practice squad (COVID-19 replacement). Activated CB Darqueze Dennard and LB Mark Nzeocha from the team's practice squad (standard elevations).
- 1-10 CB Darqueze Dennard, LB Mark Nzeocha and LB Curtis Robinson reverted back to the team's practice squad. Activated CB Deommodore Lenoir from the Reserve/Covid-19 List. Signed TE Tanner Hudson to the team's practice squad. Placed CB Luq Barcoo, QB Tyler Bray and FB Josh Hokit on the practice squad/COVID-19 List.
- 1-11 Activated RB Trey Sermon to the active roster from the Injured Reserve List.
- 1-12 Opened the practice window for RB Trenton Cannon. Restored S Doug Middleton to the practice squad from the practice squad Injured Reserve List. Signed P Ryan Winslow to the team's practice squad. Released QB Tyler Bray from the practice squad.
- 1-15 Activated CB Darqueze Dennard and LB Mark Nzeocha from the team's practice squad (standard elevations).
- 1-17 CB Darqueze Dennard and LB Mark Nzeocha reverted back to the team's practice squad.
- 1-18 Activated RB Raheem Mostert from the Reserve/Covid-19 List. Activated FB Josh Hokit from the practice squad/Covid-19 List. Released CB Luq Barcoo and P Ryan Winslow from the practice squad.
- 1-21 Activated CB Darqueze Dennard and LB Mark Nzeocha from the team's practice squad (standard elevations).
- 1-24 CB Darqueze Dennard and LB Mark Nzeocha reverted back to the team's practice squad.
- 1-25 Waived S Jarrod Wilson.
- 1-26 Activated WR Mohamed Sanu Sr. to the active roster from the Injured Reserve List. Signed S Jarrod Wilson to the team's practice squad. Released S Doug Middleton from the team's practice squad.
- 1-29 Activated RB Trenton Cannon to the active roster from the Injured Reserve List. Activated LB Mark Nzeocha and QB Nate Sudfeld from the team's practice squad (standard elevations). Waived WR River Cracraft.
- 1-31 LB Mark Nzeocha and QB Nate Sudfeld reverted back to the team's practice squad.
- 2-2 Signed the following 11 free agents to Reserve/Future contracts: DL Alex Barrett, OL Alfredo Gutierrez, FB Josh Hokit, CB Ka'dar Hollman, TE Tanner Hudson, WR KeeSean Johnson, WR Austin Mack, TE Jordan Matthews, LB Curtis Robinson, DL Chris Slayton and WR Connor Wedington.
- 3-7 Announced coaching staff hires/title changes: Stephen Adegoke (Defensive Quality Control), James Cregg (Assistant Offensive Line), Brian Fleury (Tight Ends), Chris Foerster (Offensive Line/Run Game Coordinator), Joe Graves (Assistant Offensive Line), Brian Griese (Quarterbacks), Leonard Hankerson (Wide Receivers), Klay Kubiak (Assistant Quarterbacks), Anthony Lynn (Assistant Head Coach/Running Backs), Asauni Rufus (Offensive Quality Control), Brian Schneider (Special Teams Coordinator), Deuce Schwartz (Offensive Quality Control), Bobby Slowik (Offensive Passing Game Coordinator) and Nick Sorensen (Defensive Assistant).
- 3-8 Signed OL Keaton Sutherland to a Reserve/Future contract.
- 3-9 Signed OL Jake Brendel to a one-year extension.
- 3-10 Signed DL Kevin Givens, RB JaMycal Hasty, DL Maurice Hurst and OL Colton McKivitz to one-year extensions. Signed QB Nate Sudfeld to a Reserve/Future contract.
- 3-11 Signed LB Demetrius Flannigan-Fowles to a one-year extension.
- 3-16 Tendered one-year contracts to restricted free agents LB Azeez Al-Shaair and OL Daniel Brunskill.
- 3-17 Signed LB Oren Burks to a two-year deal. Signed CB Charvarius Ward to a three-year deal.
- 3-21 Signed DL Hassan Ridgeway to a one-year deal.
- 3-22 Signed WR Ray-Ray McCloud III to a two-year deal. Signed S George Odum to a three-year deal.
- 3-23 Re-signed DL Jordan Willis to a one-year deal.
- 3-24 Signed DL Kerry Hyder Jr. to a one-year deal. Re-signed CB Dontae Johnson to a one-year deal.
- 3-25 Signed CB Darqueze Dennard to a one-year deal.
- 3-28 Re-signed TE Ross Dwelley to a one-year deal.
- 3-29 Re-signed RB Jeff Wilson Jr. to a one-year deal.
- 4-11 Signed WR Marcus Johnson and WR Malik Turner to one-year deals. Released and re-signed DL Maurice Hurst to a one-year deal.
- 4-18 Signed DL Kemoko Turay to a one-year deal.
- 4-19 OL Daniel Brunskill and WR Jauan Jennings signed their one-year tendered contracts.
- 4-25 LB Azeez Al-Shaair signed his one-year tendered contract. Exercised the fifth-year contract option on DL Nick Bosa for the 2023 season.
- 4-29 Selected DL Drake Jackson in the second round (61st overall) of the 2022 NFL Draft. Selected RB Tyrion Davis-Price in the third round (93rd overall) of the 2022 NFL Draft. Selected WR Danny Gray in the third round (105th overall) of the 2022 NFL Draft.
- 4-30 Selected OL Spencer Burford in the fourth round (134th overall) of the 2022 NFL Draft. Selected CB Samuel Womack III in the fifth round (172nd overall) of the 2022 NFL Draft. Selected OL Nick Zakelj in the sixth round (187th overall) of the 2022 NFL Draft. Selected DL Kalia Davis in the sixth round (220th overall) of the 2022 NFL Draft. Selected CB Tariq Castro-Fields in the sixth round (221st overall) of the 2022 NFL Draft. Selected QB Brock Purdy in the seventh round (262nd overall) of the 2022 NFL Draft.
- 5-2 Re-signed CB Jason Verrett to a one-year deal.

2022 SAN FRANCISCO 49ERS TRANSACTIONS

5-13	Signed the following 14 undrafted rookie free agents: Kevin Atkins, Jeremiah Gemmel, Tayler Hawkins, Qwuanterez Knight, Taysir Mack, Tay Martin, Jordan Mason, Marcelino McCrary-Ball, Segun Olubi, Leon O'Neal Jr., Jason Poe, Sam Schlueter, Garrett Walston and Dohnovan West. Released WR Connor Wedington.	7-29	Signed DL Tomasi Laulile to a one-year deal.
5-17	Signed TE Troy Fumagalli to a one-year deal. Waived TE Garrett Walston.	8-1	Signed DL Akeem Spence to a one-year deal. Placed DL Maurice Hurst on the Injured Reserve List. Signed WR Deebo Samuel to a three-year extension through the 2025 season.
5-23	Signed TE Tyler Kroft to a one-year deal. Waived DL Chris Slayton.	8-4	Placed TE Jordan Matthews on the Injured Reserve List.
6-2	RB Frank Gore signed a one-day contract with the team and retired from the National Football League. Signed each of the team's nine draft picks to four-year deals: OL Spencer Burford, CB Tariq Castro-Fields, DL Kalia Davis, RB Tyrion Davis-Price, WR Danny Gray, DL Drake Jackson, QB Brock Purdy, CB Samuel Womack III and OL Nick Zakelj.	8-5	Waived WR Taysir Mack.
6-3	C Alex Mack retired from the National Football League.	8-6	Signed OL Jordan Mills and WR Willie Snead IV to one-year deals.
7-26	Signed DL Robert Nkemdiche to a one-year deal.	8-10	Signed CB Ken Crawley to a one-year deal. Waived/Injured S Leon O'Neal Jr.
7-27	Placed CB Jason Verret and TE Charlie Woerner on the Active/Physically Unable to Perform List. Placed DL Kalia Davis on the Active/Non-Football Injury List. Released DL Dee Ford.	8-14	Activated TE Charlie Woerner from the Active/Physically Unable to Perform List.
		8-15	Waived the following three players: FB Josh Hoke, WR KeeSean Johnson and DL Tomasi Laulile. Released CB Darqueze Dennard.

2022 SAN FRANCISCO 49ERS PRESEASON STATISTICS

Date	W/L	Score	Opponent	Attendance	Rushing	No	Yds	Avg	Long	TD
8/12	W	28-21	Green Bay	58,861	T.Davis-Price	10	36	3.6	10	0
8/20			at Minnesota		J.Hasty	5	36	7.2	14	0
8/25			at Houston		J.Mason	6	30	5.0	9	0
					T.Sermon	6	11	1.8	6	0
					T.Lance	1	7	7.0	7	0
					N.Sudfeld	1	0	0.0	0	0
					B.Purdy	3	-4	-1.3	-1	0
Team Statistics			49ers	Opponents						
Total First Downs			17	19						
Rushing			8	6						
Passing			6	9						
Penalty			3	4						
3rd Down: Made/Att			7/14	6/15						
3rd Down Pct.			50.0%	40.0%						
4th Down: Made/Att			0/0	2/3						
4th Down Pct.			0.0	66.7%						
Possession Avg.			28:24	31:36						
Total Net Yards			328	437						
Avg. Per Game			328.0	437.0						
Total Plays			57	67						
Avg. Per Play			5.8	6.5						
Net Yards Rushing			116	141						
Avg. Per Game			116.0	141.0						
Total Rushes			32	34						
Net Yards Passing			212	296						
Avg. Per Game			212.0	296.0						
Sacked/Yards Lost			3/19	1/3						
Gross Yards			231	299						
Attempts/Completions			22/15	32/19						
Completion Pct.			68.2%	59.4%						
Had Intercepted			0	3						
Punts/Average			4/41.8	2/44.0						
Net Punting Avg.			40	40.5						
Penalties/Yards			6/44	8/69						
Fumbles/Ball Lost			2/1	0/0						
Touchdowns			3	3						
Rushing			0	0						
Passing			3	3						
Returns			0	0						
Score By Periods			Q1	Q2	Q3	Q4	OT	Pts		
49ers			10	10	0	8	0	28		
Opponents			7	7	0	7	0	21		
Scoring			TD	Ru	Pa	Rt	PAT	FG	2Pt	Pts
R.Gould			0	0	0	0	2/2	2/2	0	8
R.McCloud III			1	0	1	0	0/0	0/0	0	6
T.Hudson			1	0	1	0	0/0	0/0	0	6
D.Gray			1	0	1	0	0/0	0/0	0	6
K.Johnson			0	0	0	0	0/0	0/0	1	2
49ers			3	0	3	0	2/2	2/2	1	28
Opponents			3	0	3	0	3/3	0/1	0	21
2-Pt. Conversions:			49ers 1/1, Opponents 0/0							
Sacks:			49ers: D.Johnson 1.0 Total: 1.0, Opponents: 3.0							
Fumbles Lost:			R.McCloud 1 Total: 1							
Opponent Fumble Recoveries:			None							
Receiving			No	Yds	Avg	Long	TD			
R.McCloud III			4	63	15.8	39t	1			
D.Gray			2	99	49.5	76t	1			
T.Hudson			2	27	13.5	22	1			
J.Hasty			1	11	11.0	11	0			
A.Mack			1	9	9.0	9	0			
M.Turner			1	8	8.0	8	0			
T.Sermon			1	5	5.0	5	0			
J.Hokit			1	4	4.0	4	0			
R.Dwelle			1	3	3.0	3	0			
K.Johnson			1	2	2.0	2	0			
T.Davis-Price			0	0	0.0	0	0			
49ers			15	231	15.4	76t	3			
Opponents			19	299	15.7	68	3			
Interceptions			No	Yds	Avg	Long	TD			
S.Womack			2	50	25.0	50	0			
M.McCrary-Ball			1	57	57.0	57	0			
49ers			3	107	35.7	57	0			
Opponents			0	0	-	-	0			
Punting			No	Yds	Avg	Net	TB	In	Lg	B
M.Wishnowsky			4	167	41.8	40.0	0	2	54	0
49ers			4	167	41.8	40.0	0	2	54	0
Opponents			2	88	44.0	40.5	0	0	46	0
Punt Returns			Ret	FC	Yds	Avg	Long	TD		
K.Johnson			1	0	7	7.0	7	0		
R.McCloud III			0	1	0	0.0	0	0		
49ers			1	1	7	7.0	7	0		
Opponents			1	2	7	7.0	7	0		
Kickoff Returns			No	Yds	Avg	Long	TD			
J.Hasty			2	28	14.0	28	0			
M.Johnson			1	26	26.0	26	0			
J.Mason			1	15	15.0	15	0			
49ers			4	69	17.3	28	0			
Opponents			4	108	27.0	50	0			
Field Goals			1-19	20-29	30-39	40-49	50+			
R.Gould			0/0	0/0	1/1	0/0	1/1			
49ers			0/0	0/0	1/1	0/0	1/1			
Opponents			0/0	0/0	0/1	0/0	0/0			
Passing			Att	Cmp	Yds	Cmp%	Yds/Att	TD	TD%	Int
N.Sudfeld			11	8	103	72.7%	9.4	1	9.1%	0
T.Lance			5	4	92	80.0%	18.4	1	20.0%	0
B.Purdy			6	3	36	50.0%	6.0	1	16.7%	0
49ers			22	15	231	68.2%	10.5	3	13.6%	0
Opponents			32	19	299	59.4%	9.3	3	9.4%	3
Long			39t	2/15	132.0					
Sack/Lost			1/4	0/0	108.3					
Rating			76t	3/19	142.2					
			68	1/3	82.7					

PRESEASON GAME 1

GREEN BAY 21, SAN FRANCISCO 28

	1st	2nd	3rd	4th	Pts
Green Bay	7	7	0	7	21
San Francisco	10	10	0	8	28

SF – R. Gould, 50 FG (9–27, 4:21)

GB – R. Doubs, 33 pass from J. Love (G. Brkic kick) (8–80, 3:23)

SF – D. Gray, 76 pass from T. Lance (R. Gould kick) (3–77, 1:41)

SF – R. McCloud, 39 pass from N. Sudfeld (R. Gould kick) (1–39, 0:06)

SF – R. Gould, 31 FG (4–4, 2:01)

GB – D. Davis, 33 pass from J. Love (G. Brkic kick) (9–75, 2:36)

GB – Am. Rodgers, 22 pass from D. Etling (G. Brkic kick) (6–67, 2:44)

SF – T. Hudson, 5 pass from B. Purdy (B. Purdy–K. Johnson pass) (11–69, 4:55)

TEAM STATISTICS	GB	SF
First Downs	19	17
Net Yards Gained	437	328
Rushes/Yards	34/114	32/116
Net Yards Passing	296	212
Att/Comp/INT	32/19/3	22/15/0
Sacked/Yards Lost	1/3	3/19
Punts/Average	2/44.0	4/41.8
Fumbles/Lost	0/0	2/1
Penalties/Yards	8/69	6/44
Time of Possession	31:36	28:24
3rd Down Efficiency	6/15 (40.0%)	7/14 (50.0%)

RUSHING: PACKERS – T. Goodson 12–37, D. Williams 3–29, J. Love 4–24, B. Baylor 7–19, D. Etling 4–18, P. Taylor 3–10, Am. Rodgers 1–4 ... **49ERS** – T. Davis–Price 10–36, J. Hasty 5–36, J. Mason 6–30, T. Sermon 6–11, T. Lance 1–7, N. Sudfeld 1–0, B. Purdy 3– (–4).

RECEIVING: PACKERS – B. Baylor 2–75, R. Doubs 3–45–1 TD, D. Davis 2–45–1 TD, S. Toure 3–42, J. Winfree 3–27, T. Goodson 2–24, Am. Rodgers 1–22–1 TD, J. Deguara 2–12, I. Hyman 1–7 ... **49ERS** – D. Gray 2–99–1 TD, R. McCloud 4–63–1 TD, T. Hudson 2–27–1 TD, J. Hasty 1–11, A. Mack 1–9, M. Turner 1–8, T. Sermon 1–5, J. Hokit 1–4, R. Dwelley 1–3, K. Johnson 1–2.

PASSING: PACKERS – J. Love 24–13–176–3–2 TDs, D. Etling 8–6–123–0–1 TD ... **49ERS** – N. Sudfeld 11–8–103–0–1 TD, T. Lance 5–4–92–0–1 TD, B. Purdy 6–3–36–0–1 TD.

INTs: PACKERS – None ... **49ERS** – M. McCrary–Ball 1–57, S. Womack 2–50.

SACKS: PACKERS – K. Enagbare 1–12, T. Galeai 1–4, K. Jones 1–3 ... **49ERS** – D. Johnson 1–3.

49ERS TURNOVER RATIO: +2 (GB: 3 INT/SF: 1 fumbles).

Weather: Clear

Temperature: 77 degrees

Wind: North 15mph

Playing Surface: Grass

Time: 3:05

Attendance: 58,861

2022 SAN FRANCISCO 49ERS PRESEASON STATISTICS

Date	W/L	Score	Opponent	Attendance	Rushing	No	Yds	Avg	Long	TD					
8/12	W	28–21	Green Bay	58,861	T.Davis–Price	10	36	3.6	10	0					
8/20			at Minnesota		J.Hasty	5	36	7.2	14	0					
8/25			at Houston		J.Mason	6	30	5.0	9	0					
					T.Sermon	6	11	1.8	6	0					
					T.Lance	1	7	7.0	7	0					
					N.Sudfeld	1	0	0.0	0	0					
					B.Purdy	3	–4	–1.3	–1	0					
Team Statistics			49ers	Opponents	Team	32	116	3.6	14	0					
Total First Downs			17	19	Opponents	34	141	4.1	25	0					
Rushing			8	6											
Passing			6	9											
Penalty			3	4											
3rd Down: Made/Att			7/14	6/15											
3rd Down Pct.			50.0%	40.0%	Receiving	No	Yds	Avg	Long	TD					
4th Down: Made/Att			0/0	2/3	R.McCloud III	4	63	15.8	39t	1					
4th Down Pct.			0.0	66.7%	D.Gray	2	99	49.5	76t	1					
Possession Avg.			28:24	31:36	T.Hudson	2	27	13.5	22	1					
Total Net Yards			328	437	J.Hasty	1	11	11.0	11	0					
Avg. Per Game			328.0	437.0	A.Mack	1	9	9.0	9	0					
Total Plays			57	67	M.Turner	1	8	8.0	8	0					
Avg. Per Play			5.8	6.5	T.Sermon	1	5	5.0	5	0					
Net Yards Rushing			116	141	J.Hokit	1	4	4.0	4	0					
Avg. Per Game			116.0	141.0	R.Dwellely	1	3	3.0	3	0					
Total Rushes			32	34	K.Johnson	1	2	2.0	2	0					
Net Yards Passing			212	296	T.Davis–Price	0	0	0.0	0	0					
Avg. Per Game			212.0	296.0	49ers	15	231	15.4	76t	3					
Sacked/Yards Lost			3/19	1/3	Opponents	19	299	15.7	68	3					
Gross Yards			231	299											
Attempts/Completions			22/15	32/19	Interceptions	No	Yds	Avg	Long	TD					
Completion Pct.			68.2%	59.4%	S.Womack	2	50	25.0	50	0					
Had Intercepted			0	3	M.McCrory–Ball	1	57	57.0	57	0					
Punts/Average			4/41.8	2/44.0	49ers	3	107	35.7	57	0					
Net Punting Avg.			40	40.5	Opponents	0	0	–	–	0					
Penalties/Yards			6/44	8/69											
Fumbles/Ball Lost			2/1	0/0	Punting	No	Yds	Avg	Net	TB					
Touchdowns			3	3	M.Wishnowsky	4	167	41.8	40.0	0					
Rushing			0	0	49ers	4	167	41.8	40.0	0					
Passing			3	3	Opponents	2	88	44.0	40.5	0					
Returns			0	0											
					In	Lg	B								
Score By Periods		Q1	Q2	Q3	Q4	OT	Pts	Punt Returns	Ret	FC	Yds	Avg	Long	TD	
49ers		10	10	0	8	0	28	K.Johnson	1	0	7	7.0	7	0	
Opponents		7	7	0	7	0	21	R.McCloud III	0	1	0	0.0	0	0	
								49ers	1	1	7	7.0	7	0	
Scoring	TD	Ru	Pa	Rt	PAT	FG	2Pt	Pts	Opponents	1	2	7	7.0	7	0
R.Gould	0	0	0	0	2/2	2/2	0	8							
R.McCloud III	1	0	1	0	0/0	0/0	0	6	Kickoff Returns	No	Yds	Avg	Long	TD	
T.Hudson	1	0	1	0	0/0	0/0	0	6	J.Hasty	2	28	14.0	28	0	
D.Gray	1	0	1	0	0/0	0/0	0	6	M.Johnson	1	26	26.0	26	0	
K.Johnson	0	0	0	0	0/0	0/0	1	2	J.Mason	1	15	15.0	15	0	
49ers	3	0	3	0	2/2	2/2	1	28	49ers	4	69	17.3	28	0	
Opponents	3	0	3	0	3/3	0/1	0	21	Opponents	4	108	27.0	50	0	
2–Pt. Conversions: 49ers 1/1, Opponents 0/0															
Sacks:															
49ers: D.Johnson 1.0 Total: 1.0, Opponents: 3.0															
Fumbles Lost: R.McCloud 1 Total: 1															
Opponent Fumble Recoveries: None															
Passing	Att	Cmp	Yds	Cmp%	Yds/Att	TD	TD%	Int	Int%	Long	Sack/Lost	Rating			
N.Sudfeld	11	8	103	72.7%	9.4	1	9.1%	0	0.0%	39t	2/15	132.0			
T.Lance	5	4	92	80.0%	18.4	1	20.0%	0	0.0%	76t	1/4	158.3			
B.Purdy	6	3	36	50.0%	6.0	1	16.7%	0	0.0%	22	0/0	108.3			
49ers	22	15	231	68.2%	10.5	3	13.6%	0	0.0%	76t	3/19	142.2			
Opponents	32	19	299	59.4%	9.3	3	9.4%	3	9.4%	68	1/3	82.7			

2021 SAN FRANCISCO 49ERS REGULAR SEASON STATISTICS

Date	W/L	Score	Opponent	Rushing	No	Yds	Avg	Long	TD
9/12	W	41-33	at Detroit	E. Mitchell	207	963	4.7	39	5
9/19	W	17-11	at Philadelphia	D. Samuel	59	365	6.2	49	8
9/26	L	28-30	Green Bay	J. Wilson Jr.	79	294	3.7	17	2
10/3	L	21-28	Seattle	T. Lance	38	168	4.4	15	1
10/10	L	10-17	at Arizona	T. Sermon	41	167	4.1	16	1
10/24	L	18-30	Indianapolis	J. Hasty	16	68	4.3	21	1
10/31	W	33-22	at Chicago	J. Garoppolo	38	51	1.3	7	3
11/7	L	17-31	Arizona	K. Juszczyk	8	22	2.8	6t	1
11/15	W	31-10	Los Angeles Rams	G. Kittle	3	20	6.7	9	0
11/21	W	30-10	at Jacksonville	R. Mostert	2	20	10.0	11	0
11/28	W	34-26	Minnesota	B. Aiyuk	5	17	3.4	8	0
12/5	L	23-20	at Seattle	J. Patrick	2	12	6.0	8	0
12/12	W	26-23 (OT)	at Cincinnati	T. Cannon	1	-1	-1.0	-1	0
12/19	W	31-13	Atlanta	49ers	499	2,166	4.3	49	22
12/23	L	17-20	at Tennessee	Opponents	439	1,760	4.0	73t	17
1/2	W	23-7	Houston	Receiving	No	Yds	Avg	Long	TD
1/9	W	27-24 (OT)	at Los Angeles Rams	D. Samuel	77	1,405	18.2	83	6

Team Statistics	49ers	Opponents
Total First Downs	361	318
Rushing	130	97
Passing	200	180
Penalty	31	41
3rd Down: Made/Att	80/199	88/220
3rd Down Pct.	40.2%	40.0%
4th Down: Made/Att	10/20	11/25
4th Down Pct.	50.0%	44.0%
Possession Avg.	30:40	29:20
Total Net Yards	6,387	5,270
Avg. Per Game	375.7	310.0
Total Plays	1,046	1,032
Avg. Per Play	6.1	5.1
Net Yards Rushing	2,166	1,760
Avg. Per Game	127.4	103.5
Total Rushes	499	439
Net Yards Passing	4,221	3,510
Avg. Per Game	248.3	206.5
Sacked/Yards Lost	33/216	48/364
Gross Yards	4,437	3,874
Attempts/Completions	514/343	545/372
Completion Pct.	66.7%	68.3%
Had Intercepted	14	9
Punts/Average	59/45.0	70/48.6
Net Punting Avg.	40.7	41.8
Penalties/Yards	102/1,066	94/793
Fumbles/Ball Lost	23/10	32/11
Touchdowns	50	43
Rushing	22	17
Passing	26	25
Returns	2	1

Score By Periods	Q1	Q2	Q3	Q4	OT	Pts
49ers	80	128	108	102	9	427
Opponents	67	108	79	108	3	365

Scoring	TD	Ru	Pa	Rt	PAT	FG	2Pt	Pts
R. Gould	0	0	0	0	39/40	20/23	0	99
D. Samuel	14	8	6	0	0/0	0/0	0	84
E. Mitchell	6	5	1	0	0/0	0/0	0	36
G. Kittle	6	0	6	0	0/0	0/0	0	36
B. Aiyuk	5	0	5	0	0/0	0/0	1	32
J. Jennings	5	0	5	0	0/0	0/0	0	30
J. Slye	0	0	0	0	2/4	7/8	0	23
J. Garoppolo	3	3	0	0	0/0	0/0	0	18
J. Wilson Jr.	2	2	0	0	0/0	0/0	0	12
K. Juszczyk	2	1	1	0	0/0	0/0	0	12
T. Lance	1	1	0	0	0/0	0/0	1	8
T. Sermon	1	1	0	0	0/0	0/0	0	6
J. Hasty	1	1	0	0	0/0	0/0	0	6
J. Ward	1	0	0	1	0/0	0/0	0	6
R. Dwelley	1	0	1	0	0/0	0/0	0	6
T. Sherfield	1	0	1	0	0/0	0/0	0	6
D. Greenlaw	1	0	0	1	0/0	0/0	0	6
M. Wishnowsky	0	0	0	0	1/2	0/1	0	1
49ers	50	22	26	2	42/46	27/32	2	427
Opponents	43	17	25	1	36/38	21/27	3	365

2-Pt. Conversions: 49ers 2/3, Opponents 3/5

Sacks:

49ers: N. Bosa 15.5, A. Key 6.5, A. Armstead 6.0, S. Ebukam 4.5, D. Ford 3.0, K. Street 3.0, J. Willis 3.0, A. Al-Shaair 2.0, D. Jones 2.0, M. Harris 1.0, K. Williams 1.0, F. Warner 0.5 **Total: 48.0** **Opponents: 33.0**

Passing	Att	Cmp	Yds	Cmp%	Yds/Att	TD	TD%	Int	Int%	Long	Sack/Lost	Rating
J. Garoppolo	441	301	3,810	68.3%	8.6	20	4.5%	12	2.7%	83	29/201	98.8
T. Lance	71	41	603	57.7%	8.5	5	7.0%	2	2.8%	76t	4/15	97.3
D. Samuel	2	1	24	50.0%	12.0	1	50.0%	0	0.0%	24t	0/0	133.3
49ers	514	343	4,437	66.7%	8.6	26	5.1%	14	2.7%	83	33/216	99.2
Opponents	545	372	3,874	68.3%	7.1	25	4.6%	9	1.7%	91	48/364	97.0

Receiving	No	Yds	Avg	Long	TD
D. Samuel	77	1,405	18.2	83	6
G. Kittle	71	910	12.8	48t	6
B. Aiyuk	56	826	14.8	43	5
K. Juszczyk	30	296	9.9	26	1
J. Jennings	24	282	11.8	34	5
J. Hasty	23	157	6.8	23	0
E. Mitchell	19	137	7.2	14	1
M. Sanu Sr.	15	177	11.8	21	0
T. Sherfield	9	87	9.7	18	1
J. Wilson Jr.	7	31	4.4	11	0
C. Woerner	5	52	10.4	27	0
R. Dwelley	4	51	12.8	21t	1
T. Sermon	3	26	8.7	23	0
49ers	343	4,437	12.9	83	26
Opponents	372	3,874	10.4	91	25

Interceptions	No	Yds	Avg	Long	TD
J. Ward	2	27	13.5	27t	1
J. Norman	1	40	40.0	40	0
D. Greenlaw	1	39	39.0	39t	1
A. Al-Shaair	1	24	24.0	24	0
K. Williams	1	4	4.0	4	0
M. Harris	1	2	2.0	2	0
A. Thomas	1	0	0.0	0	0
E. Moseley	1	0	0.0	0	0
49ers	9	136	15.1	40	2
Opponents	14	136	9.7	30	0

Punting	No	Yds	Avg	Net	TB	In	Lg	B
M. Wishnowsky	57	2,566	45.0	40.5	5	21	67	0
R. Gould	2	90	45.0	45.0	0	1	47	0
Team	59	2,656	45.0	40.7	5	22	67	0
Opponents	70	3,405	48.6	41.8	10	21	79	0

Punt Returns	Ret	FC	Yds	Avg	Long	TD
B. Aiyuk	29	12	208	7.2	27	0
T. Benjamin	3	2	47	15.7	22	0
M. Sanu Sr.	2	3	24	12.0	13	0
49ers	34	17	279	8.2	27	0
Opponents	20	16	156	7.8	31	0

Kickoff Returns	No	Yds	Avg	Long	TD
T. Cannon	16	328	20.5	68	0
J. Hasty	9	145	16.1	28	0
A. Thomas	4	70	17.5	19	0
D. Samuel	3	75	25.0	33	0
T. Benjamin	2	24	12.0	12	0
T. Sermon	0	0	0.0	0	0
49ers	34	642	18.9	68	0
Opponents	52	1,203	23.1	99t	1
Field Goals	1-19	20-29	30-39	40-49	50+
R. Gould	0/0	6/6	4/4	7/9	3/4
J. Slye	0/0	1/1	2/2	2/3	2/2
M. Wishnowsky	0/0	0/0	0/0	0/1	0/0
49ers	0/0	7/7	6/6	9/13	5/6
Opponents	0/0	5/5	6/6	8/11	2/5

Gould: (40G, 52N, 52G) (46G) 0 0 0 0 0 (26G) (50G) (20G, 48G, 45G) (46G, 22G, 42N) (50G) (33G, 24G, 47N) (30G) (48G) (37G, 27G, 36G) (42G, 24G)

Wishnowsky: 0 0 0 (41N) 0 0 0 0 0 0 0 0 0 0 0

Slye: 0 0 0 0 (47G) (34G, 56G) (48N, 48G, 52G, 22G, 32G) 0 0 0 0 0 0 0 0 0

Opponents: (51N, 49G) (45G, 47B) (54G, 38G, 51G) 0 (21G, 61N) (42G) (26G) (37G) (30G) 0 (56N) (37G, 28G, 46N, 41G) (48G, 22G) (38G, 44G) (45N) (43G)

Fumbles Lost: J. Garoppolo 3, D. Samuel 2, B. Aiyuk 1, T. Benjamin 1, T. Cannon 1, J. Hasty 1, G. Kittle 1 **Total: 10**

Opponent Fumble Recoveries: F. Warner 3, A. Al-Shaair 2, D. Johnson 2, T. Sherfield 2, R. Cracraft 1, E. Moseley 1 **Total: 11**

2021 DEFENSIVE & SPECIAL TEAMS STATISTICS

DEFENSIVE STATISTICS

PLAYER	TACKLES			For Loss	Quarterback				
	Total	Solo	Ast		Sacks	INT	PD	FF	FR
F. Warner	137	79	58	7	0.5	0	4	1	3
A. Al-Shaair	102	58	44	9	2.0	1	5	1	2
J. Ward	75	49	26	1	0.0	2	6	0	0
J. Tartt	64	41	23	5	0.0	0	1	0	0
A. Armstead	63	29	34	7	6.0	0	0	0	0
D. Jones	56	40	16	10	2.0	0	1	2	0
K. Williams	52	40	12	5	1.0	1	4	1	0
N. Bosa	52	40	12	21	15.5	0	1	4	0
J. Norman	49	36	13	3	0.0	1	5	7	0
E. Moseley	42	33	9	2	0.0	1	11	0	1
M. Harris	37	23	14	2	1.0	1	1	0	0
S. Ebukam	36	19	17	5	4.5	0	1	1	0
T. Hufanga	30	23	7	1	0.0	0	2	0	0
K. Street	27	15	12	6	3.0	0	0	1	0
A. Key	22	11	11	5	6.5	0	1	0	0
D. Johnson	22	18	4	0	0.0	0	2	1	2
D. Greenlaw	21	10	11	0	0.0	1	1	0	0
D. Flannigan-Fowles	20	7	13	0	0.0	0	0	0	0
A. Thomas	19	14	5	1	0.0	1	5	0	0
K. Givens	17	7	10	1	0.0	0	0	1	0
J. Willis	15	6	9	2	3.0	0	0	1	0
D. Lenoir	13	10	3	1	0.0	0	2	0	0
T. Wilson	9	5	4	0	0.0	0	1	0	0
J. Kinlaw	8	1	7	0	0.0	0	0	0	0
D. Kirkpatrick	6	5	1	1	0.0	0	0	0	0
C. Omenihu	6	6	0	0	0.0	0	1	0	0
J. Verrett	5	3	2	0	0.0	0	0	0	0
D. Ford	5	3	2	2	3.0	0	0	1	0
Z. Kerr	3	1	2	0	0.0	0	0	0	0
M. Hurst	2	2	0	1	0.0	0	0	0	0
J. Wilson	1	1	0	0	0.0	0	0	0	0
D. Dennard	1	1	0	0	0.0	0	0	0	0
TOTALS	1,017	636	381	98	48.0	9	55	22	8

SACKS (48.0)

N. Bosa (15.5) – 1.0 at Det., 2.0 at Phi., 1.0 vs. Sea., 1.0 at Arz., 2.0 at Chi., 1.0 vs. LAR, 2.0 at Jax., 1.0 vs. Min., 1.0 at Sea., 2.0 at Cin., 1.0 vs. Atl., 0.5 at LAR
A. Key (6.5) – 1.0 vs. Arz., 1.0 vs. LAR, 1.0 at Jax., 0.5 at Sea., 0.5 at Cin., 1.0 vs. Atl., 1.0 vs. Hou., 0.5 at LAR
A. Armstead (6.0) – 1.0 vs. GB, 1.0 vs. Arz., 1.0 at Sea., 0.5 vs. Hou., 2.5 at LAR
S. Ebukam (4.5) – 1.0 at Chi., 0.5 at Cin., 1.0 vs. Atl., 1.5 at Ten., 0.5 vs. Hou.

D. Ford (3.0) – 1.0 at Det., 2.0 vs. Sea.
K. Street (3.0) – 1.0 at Det., 1.0 vs. Ind., 1.0 at Ten.
J. Willis (3.0) – 1.0 at Sea., 1.0 at Ten., 1.0 vs. Hou.
A. Al-Shaair (2.0) – 0.5 at Sea., 1.0 at Cin., 0.5 at Ten.
D. Jones (2.0) – 1.0 at Arz., 1.0 at LAR
M. Harris (1.0) – 1.0 at Chi.
K. Williams (1.0) – 1.0 at Cin.
F. Warner (0.5) – 0.5 at LAR

INTERCEPTIONS (9)

J. Ward (2) – 2–27 vs. LAR
A. Al-Shaair (1) – 1–24 vs. Min.
D. Greenlaw (1) – 1–39 at Det.
M. Harris (1) – 1–2 vs. Hou.

E. Moseley (1) – 1–0 at LAR
J. Norman (1) – 1–40 at Chi.
A. Thomas (1) – 1–0 at LAR
K. Williams (1) – 1–4 at Sea.

TOUCHDOWNS (2)

D. Greenlaw (1) – 39–yd. INT return at Det. **J. Ward (1)** – 27–yd. INT return vs. LAR

SINGLE-GAME BESTS

Tackles: 15, two times, last by Fred Warner vs. Hou.
Tackles For Loss: 3, four times, last by Azeez Al-Shaair at Cin.
Sacks: 2.5 by Arik Armstead at LAR
Interceptions: 2 by Jimmie Ward vs. LAR
Passes Defensed: 4 by Emmanuel Moseley vs. Ind.
Forced Fumbles: 2, two times, last by Josh Norman at Chi.
Fumble Recoveries: 1, six times, last by Fred Warner vs. Atl.
Special Teams Tackles: 3, four times, last by Mark Nzeocha & Jeff Wilson Jr. vs. Hou.

SPECIAL TEAMS

PLAYER	Tot	Solo	Ast	FF	FR
D. Flannigan-Fowles	12	9	3	0	0
T. Cannon	10	8	2	0	0
M. Harris	10	7	3	0	0
D. Johnson	9	6	3	0	0
C. Woerner	8	7	1	0	0
T. Sherfield	7	4	3	0	2
A. Thomas	6	4	2	0	0
J. Hasty	5	4	1	0	0
D. Lenoir	5	4	1	0	0
T. Hufanga	3	2	1	0	0
T. Jefferson	3	0	3	0	0
M. Wishnowsky	3	3	0	0	0
K. Juszczak	3	2	1	0	0
J. Tartt	3	2	1	0	0
R. Cracraft	3	2	1	0	1
J. Wilson Jr.	3	2	1	0	0
M. Nzeocha	3	2	1	0	0
S. Ebukam	2	2	0	0	0
R. Dwelley	2	1	1	0	0
J. Ward	2	2	0	0	0
T. Sermon	2	2	0	0	0
C. Robinson	2	1	1	0	0
T. Wilson	1	1	0	0	0
D. Kirkpatrick	1	1	0	0	0
J. Slye	1	0	1	0	0
D. Jones	1	1	0	0	0
J. March	1	0	1	0	0
J. Wilson	1	1	0	0	0
T. Adams	1	1	0	0	0
B. Hill	1	1	0	0	0
TOTALS	114	82	32	0	3

BLOCKED FGs (1)

J. Kinlaw (1) – blocked J. Elliott's 47–yd. FGA at Phi.

2021 SAN FRANCISCO 49ERS POSTSEASON STATISTICS

Date	W/L	Score	Opponent	Rushing	No	Yds	Avg	Long	TD
1/16	W	23-17	at Dallas	E. Mitchell	55	169	3.1	16	1
1/22	W	13-10	at Green Bay	D. Samuel	27	137	5.1	26t	1
1/30	L	17-20	at Los Angeles Rams	K. Juszczyk	3	14	4.7	13	0
				J. Garoppolo	2	5	2.5	4	0

Team Statistics

	49ers	Opponents		Opponents		Opponents		Opponents		Opponents
Total First Downs	49	59	Receiving	No	Yds	Avg	Long	TD		
Rushing	13	17	D. Samuel	10	154	15.4	44t	1		
Passing	30	37	B. Aiyuk	9	135	15.0	37	0		
Penalty	6	5	G. Kittle	7	108	15.4	24	1		
3rd Down: Made/Att	13/33	21/44	E. Mitchell	7	57	8.1	21	0		
3rd Down Pct.	39.4%	47.7%	J. Jennings	6	43	7.2	13	0		
4th Down: Made/Att	0/1	1/3	K. Juszczyk	2	15	7.5	10	0		
4th Down Pct.	0.0%	33.3%	T. Benjamin	1	17	17.0	17	0		
Possession Avg.	29:15	30:45	J. Hasty	1	6	6.0	6	0		
Total Net Yards	835	966	49ers	43	535	12.4	44t	2		
Avg. Per Game	278.3	322.0	Opponents	75	832	11.1	75	3		
Total Plays	165	200	Interceptions	No	Yds	Avg	Long	TD		
Avg. Per Play	5.1	4.8	J. Ward	1	23	23.0	23	0		
Net Yards Rushing	325	214	K. Williams	1	0	0.0	0	0		
Avg. Per Game	108.3	71.3	49ers	2	23	11.5	23	0		
Total Rushes	87	70	Opponents	3	29	9.7	23	0		
Net Yards Passing	510	752	Punting	No	Yds	Avg	Net	TB	In	Lg
Avg. Per Game	170.0	250.7	M. Wishnowsky	14	601	42.9	40.4	1	6	52
Sacked/Yards Lost	4/25	12/80	49ers	14	601	42.9	40.4	1	6	52
Gross Yards	535	832	Opponents	12	561	46.8	43.3	0	3	59
Attempts/Completions	74/43	118/75	Punt Returns	Ret	FC	Yds	Avg	Long	TD	
Completion Pct.	58.1%	63.6%	T. Benjamin	5	3	42	8.4	11	0	
Had Intercepted	3	2	49ers	5	3	42	8.4	11	0	
Punts/Average	14/42.9	12/46.8	Opponents	3	8	16	5.3	6	0	
Net Punting Avg.	40.4	43.3	Kickoff Returns	No	Yds	Avg	Long	TD		
Penalties/Yards	20/152	21/124	D. Samuel	4	85	21.3	45	0		
Fumbles/Ball Lost	0/0	4/1	J. Hasty	3	61	20.3	32	0		
Touchdowns	5	5	49ers	7	146	20.9	45	0		
Rushing	2	2	Opponents	6	140	23.3	32	0		
Passing	2	3								
Returns	1	0								

Score By Periods	Q1	Q2	Q3	Q4	OT	Pts
49ers	10	16	17	10	0	53
Opponents	7	14	0	26	0	47

Scoring	TD	Ru	Pa	Rt	PAT	FG	2Pt	Pts
R. Gould	0	0	0	0	5/5	6/6	0	23
D. Samuel	2	1	1	0	0/0	0/0	0	12
T. Hufanga	1	0	0	1	0/0	0/0	0	6
E. Mitchell	1	1	0	0	0/0	0/0	0	6
G. Kittle	1	0	1	0	0/0	0/0	0	6
49ers	5	2	2	1	5/5	6/6	0	53
Opponents	5	2	3	0	5/5	4/6	0	47

2-Pt. Conversions: 49ers 0/0, Opponents 0/0

Sacks:

49ers: N. Bosa 4.0, A. Armstead 3.0, S. Ebukam 2.0, C. Omenihu 1.5, D. Jones 1.0, K. Givens 0.5 **Total: 12.0** **Opponents:** 4.0

Passing	Att	Cmp	Yds	Cmp%	Yds/Att	TD	TD%	Int	Int%	Long	Sack/Lost	Rating
J. Garoppolo	74	43	535	58.1%	7.2	2	2.7%	3	4.1%	44t	4/25	72.7
49ers	74	43	535	58.1%	7.2	2	2.7%	3	4.1%	44t	4/25	72.7
Opponents	118	75	832	63.6%	7.0	3	2.5%	2	1.7%	75	12/80	85.8

Gould: (53G, 40G, 52G) (29G, 45G) (38G)

Opponents: (51G) (39B, 33G) (54N, 40G, 30G)

Fumbles Lost: None

Opponent Fumble Recoveries: D. Greenlaw 1 **Total:** 1

2021 POSTSEASON DEFENSIVE & SPECIAL TEAMS STATISTICS

DEFENSIVE STATISTICS

PLAYER	TACKLES			For Loss	Quarterback			FF	FR
	Total	Solo	Ast		Sacks	INT	PD		
E. Moseley	23	21	2	0	0.0	0	0	0	0
F. Warner	21	13	8	3	0.0	0	1	1	0
A. Thomas	16	13	3	0	0.0	0	1	0	0
J. Ward	15	10	5	0	0.0	1	1	0	0
D. Greenlaw	14	8	6	1	0.0	0	0	0	1
A. Al-Shaair	13	7	6	0	0.0	0	0	0	0
J. Tartt	13	8	5	1	0.0	0	0	0	0
N. Bosa	12	8	4	2	4.0	0	0	1	0
A. Armstead	9	4	5	3	3.0	0	0	0	0
K. Williams	8	7	1	0	0.0	1	4	0	0
S. Ebukam	8	5	3	1	2.0	0	0	0	0
D. Jones	8	4	4	1	1.0	0	0	0	0
D. Johnson	6	5	1	0	0.0	0	0	0	0
K. Givens	6	1	5	0	0.5	0	1	0	0
C. Omenihu	4	2	2	1	1.5	0	0	1	0
J. Willis	4	2	2	0	0.0	0	0	0	0
A. Key	2	1	1	0	0.0	0	0	0	0
K. Street	2	2	0	0	0.0	0	0	0	0
J. Norman	1	1	0	0	0.0	0	0	0	0
T. Hufanga	1	0	1	0	0.0	0	0	0	0
TOTALS	186	122	64	13	12.0	2	8	3	1

SACKS (12.0)

N. Bosa (4.0) – 0.5 at Dal., 2.0 at GB, 1.5 at LAR
A. Armstead (3.0) – 1.0 at Dal., 2.0 at GB
S. Ebukam (2.0) – 0.5 at Dal., 1.0 at GB, 0.5 at LAR
C. Omenihu (1.5) – 1.5 at Dal.
D. Jones (1.0) – 1.0 at Dal.
K. Givens (0.5) – 0.5 at Dal.

INTERCEPTIONS (2)

J. Ward (1) – 1–23 at LAR
K. Williams (1) – 1–0 at Dal.

SINGLE-GAME BESTS

Tackles: 13 by Ambry Thomas at LAR
Tackles For Loss: 2, two times, last by Nick Bosa and Fred Warner at LAR
Sacks: 2.0 by Arik Armstead & Nick Bosa at GB
Interceptions: 1, two times, last by Jimmie Ward at LAR
Passes Defensed: 2 by K'Waun Williams at GB
Forced Fumbles: 1, two times, last by Nick Bosa & Fred Warner at GB
Fumble Recoveries: 1 by Dre Greenlaw at GB
Special Teams Tackles: 2 by Demetrius Flannigan–Fowles at Dal.

SPECIAL TEAMS

PLAYER	Tot	Solo	Ast	FF	FR
D. Flannigan–Fowles	3	3	0	0	0
T. Sherfield	2	2	0	0	0
M. Nzeocha	2	1	1	0	0
D. Dennard	1	1	0	0	0
J. Norman	1	1	0	0	0
R. Dwelley	1	0	1	0	0
T. Sermon	1	1	0	0	0
TOTALS	11	9	2	0	0

TOUCHDOWNS (1)

T. Hufanga (1) – 6–yd. return of a blocked punt at GB

BLOCKED FGs (1)

J. Ward (1) – blocked M. Crosby's 39–yd. FGA at GB

BLOCKED PUNTS (1)

J. Willis (1) – blocked C. Bojorquez's punt at GB

2021 49ERS OFFENSIVE GAME-BY-GAME TEAM STATISTICS

	@Det.	@Phi.	GB	Sea.	@Arz.	Ind.	@Chi.	Arz.	LAR	@Jax.	Min.	@Sea.	@Cin.	Atl.	@Ten.	Hou	@LAR	Totals
First Downs																		
Total	21	23	26	23	19	13	21	22	20	25	23	17	21	23	22	19	23	338
Rushing	6	10	6	7	7	5	9	2	10	13	11	6	6	11	6	7	8	130
Passing	13	9	15	15	9	8	12	17	9	8	10	11	14	11	14	10	15	200
Penalty	2	4	5	1	3	0	0	3	1	4	2	0	1	1	2	2	0	31

Third Down

Conversions	3	6	7	2	3	1	4	4	8	6	5	3	5	6	3	5	9	80
Attempts	9	14	11	14	11	11	10	10	14	12	12	10	15	11	8	13	14	199
Percentage	33.3	42.9	63.6	14.3	27.3	9.1	40.0	40.0	57.1	50.0	41.7	30.0	33.3	54.5	37.5	38.5	64.3	40.2

4th Down

Conversions	0	1	0	3	1	0	1	0	1	1	0	1	0	0	1	0	0	10
Attempts	0	1	0	4	5	0	1	0	2	1	0	2	0	0	2	2	0	20

Time of Possession

49ers 26:33 34:54 29:52 31:41 31:54 26:04 23:11 23:13 39:03 38:22 37:07 26:48 33:50 30:27 30:31 29:29 36:44 **30:40**

Total Net Yards

Plays	55	68	65	72	59	53	54	56	64	66	67	56	69	56	58	61	67	1,046
Yards	442	306	298	457	338	280	467	337	335	333	423	365	355	397	389	416	449	6,387
Average	8.0	4.5	4.6	6.3	5.7	5.3	8.6	6.0	5.2	5.0	6.3	6.5	5.1	7.1	6.7	6.8	6.7	6.1

Rushing

Attempts	28	38	21	29	28	24	26	11	44	42	39	25	23	32	21	37	31	499
Yards	131	117	67	143	152	111	145	39	156	171	208	71	100	162	83	175	135	2,166
Average	4.7	3.1	3.2	4.9	5.4	4.6	5.6	3.5	3.5	4.1	5.3	2.8	4.3	5.1	4.0	4.7	4.4	4.3

Passing

Net	311	189	231	314	186	169	322	298	179	162	215	294	255	235	306	241	314	4,221
Sacks	1	0	4	2	2	2	0	5	1	2	2	1	5	0	2	1	3	33
Yards	8	0	26	8	6	12	0	28	3	14	15	5	41	0	16	8	26	216
Gross	319	189	257	322	192	181	322	326	182	176	230	299	296	235	322	249	340	4,437
Attempts	26	30	40	41	29	27	28	40	19	22	26	30	41	24	35	23	33	514
Completions	18	22	25	23	15	16	17	28	15	16	17	20	27	18	26	16	24	343
Percentage	69.2	73.3	62.5	56.1	51.7	59.3	60.7	70.0	78.9	72.7	65.4	66.7	65.9	75.0	74.3	69.6	72.7	66.7
Interceptions	0	0	1	1	1	2	0	1	0	0	1	2	0	0	2	1	2	14

Punting

Number	2	5	4	6	2	4	0	4	3	2	3	3	7	4	2	4	4	59
Average	38.0	45.2	53.3	43.7	48.5	48.3	—	40.8	42.3	44.0	61.0	45.7	41.6	49.0	35.0	39.8	43.8	45.0
Net	38.0	42.6	46.8	38.5	42.5	47.0	—	40.3	42.3	44.0	47.7	45.7	38.6	38.3	35.0	34.0	33.8	40.7

Penalties

Number	7	5	4	8	7	7	7	3	9	1	5	10	6	5	5	7	6	102
Yards	79	60	86	78	60	122	55	35	53	12	57	86	40	35	41	111	56	1,066

Fumbles

Number	2	2	2	1	0	3	0	2	0	1	0	1	2	2	3	1	1	23
Lost	2	0	1	1	0	2	0	2	0	0	0	1	0	1	0	0	0	10

Red Zone

Number	2	2	4	1	2	3	5	3	2	3	4	2	4	5	4	4	4	54
Touchdowns	2	2	4	1	1	2	3	2	2	2	3	1	2	4	2	1	2	36
Field Goals	0	0	0	0	0	1	2	1	0	1	1	0	2	1	1	3	1	14

Touchdowns

[illegible]

2021 49ERS DEFENSIVE GAME-BY-GAME TEAM STATISTICS

	@Det.	@Phi.	GB	Sea.	@Arz.	Ind.	@Chi.	Arz.	LAR	@Jax.	Min.	@Sea.	@Cin.	Atl.	@Ten.	Hou	@LAR	Totals
First Downs																		
Total	31	18	21	14	20	17	22	22	16	14	17	21	22	13	16	15	19	299
Rushing	8	8	5	7	8	8	9	9	2	5	3	5	4	3	4	5	4	97
Passing	19	7	13	6	11	6	10	11	11	8	13	12	16	8	11	6	12	180
Penalty	4	3	3	1	1	3	3	2	3	1	1	4	2	2	1	4	3	41

Third Down																		
Conversions	4	5	5	2	3	6	8	7	3	5	2	5	4	5	9	5	10	88
Attempts	15	12	11	10	10	14	15	15	10	11	8	15	13	13	16	15	17	220
Percentage	26.7	41.7	45.5	20.0	30.0	42.9	53.3	46.7	30.0	45.5	25.0	33.3	30.8	38.5	56.3	33.3	58.8	40.0

4th Down																		
Conversions	2	0	0	0	0	1	1	1	0	1	1	2	1	0	0	0	1	11
Attempts	5	1	1	0	0	1	1	2	2	1	3	2	1	3	0	1	1	25

Time of Possession																		
49ers	33:27	25:06	30:08	28:19	28:06	33:56	36:49	36:47	20:57	21:38	22:53	33:12	34:17	29:33	29:29	30:31	31:24	29:20

Total Net Yards																		
Plays	84	55	59	54	60	60	67	68	54	44	52	68	65	58	58	62	64	1,032
Yards	430	328	353	234	304	295	324	437	278	200	323	327	397	275	278	222	265	5,270
Average	5.1	6.0	6.0	4.3	5.1	4.9	4.8	6.4	5.1	4.5	6.2	4.8	6.1	4.7	4.8	3.6	4.1	5.1

Rushing																		
Attempts	24	29	25	28	27	33	36	39	10	16	18	27	26	23	24	27	27	439
Yards	116	151	100	105	94	148	176	163	52	54	67	146	86	62	90	86	64	1,760
Average	4.8	5.2	4.0	3.8	3.5	4.5	4.9	4.2	5.2	3.4	3.7	5.4	3.3	2.7	3.8	3.2	2.4	4.0

Passing																		
Net	314	177	253	129	210	147	148	274	226	146	256	181	311	213	188	136	201	3,510
Sacks	3	2	1	3	2	1	4	2	2	3	1	4	5	3	4	3	5	48
Yards	24	13	8	20	29	3	27	8	19	12	6	50	37	23	21	27	37	364
Gross	338	190	261	149	239	150	175	282	245	158	262	231	348	236	209	163	238	3,874
Attempts	57	24	33	23	31	26	27	27	42	25	33	37	34	32	30	32	32	545
Completions	38	12	23	16	22	17	19	23	27	16	21	30	25	19	22	21	21	372
Percentage	66.7	50.0	69.7	69.6	71.0	65.4	70.4	85.2	64.3	64.0	63.6	81.1	73.5	59.4	73.3	65.6	65.6	68.3
Interceptions	1	0	0	0	0	0	1	0	2	0	1	1	0	0	0	1	2	9

Punting																		
Number	3	4	3	8	4	6	2	4	3	4	3	4	4	2	5	7	4	70
Average	50.7	51.0	54.7	50.6	51.3	45.5	42.5	51.8	41.3	48.3	53.3	51.3	43.3	49.5	46.0	46.9	49.5	48.6
Net	44.7	37.8	47.0	41.6	44.8	38.7	28.5	38.3	41.3	48.0	48.7	46.8	37.3	45.5	39.6	39.3	46.0	41.8

Penalties																		
Number	5	8	7	5	6	6	4	9	5	8	5	6	2	4	6	5	3	94
Yards	45	57	87	27	62	45	30	84	35	56	38	40	19	29	57	67	15	793

Fumbles																		
Number	0	1	1	3	4	4	2	1	0	2	2	4	4	1	0	2	0	31
Lost	0	0	0	0	1	2	0	0	0	2	1	2	2	1	0	0	0	11

Red Zone																		
Number	3	2	5	4	3	5	3	3	4	2	3	5	5	5	2	2	4	60
Touchdowns	3	1	3	4	2	3	1	2	1	1	2	3	1	1	2	1	3	34
Field Goals	0	0	1	0	1	1	2	1	1	1	0	0	3	1	0	0	1	13

Touchdowns																		
Rushing	1	1	1	2	1	2	1	3	0	1	1	2	0	0	1	0	0	17
Passing	3	0	2	2	1	2	1	1	1	0	2	2	2	1	1	1	3	25
Returns	0	0	0	0	0	0	0	0	0	0	1	0	0	0	0	0	0	1

2021 49ERS POSTSEASON GAME-BY-GAME TEAM STATISTICS

OFFENSE

	@Dal.	@GB	@LAR	Totals
First Downs				
Total	21	12	16	49
Rushing	7	5	1	13
Passing	10	7	13	30
Penalty	4	0	2	6
3rd Down				
Conversions	6	4	3	13
Attempts	13	11	9	33
Percentage	46.2	36.4	33.3	39.4
4th Down				
Conversions	0	0	0	0
Attempts	0	1	0	1
Time of Possession				
49ers	33:59	29:24	24:21	29:15
Total Net Yards				
Plays	63	52	50	165
Yards	341	212	282	835
Average	5.4	4.1	5.6	5.1
Rushing				
Attempts	38	29	20	87
Yards	169	106	50	325
Average	4.4	3.7	2.5	3.7
Passing				
Net	172	106	232	510
Sacks	0	4	0	4
Yards	0	25	0	25
Gross	172	131	232	535
Attempts	25	19	30	74
Completions	16	11	16	43
Percentage	64.0	57.9	53.3	58.1
Interceptions	1	1	1	3
Punting				
Number	4	5	5	14
Average	44.8	46.8	37.6	42.9
Net	38.5	44.6	37.6	40.4
Penalties				
Number	9	5	6	20
Yards	58	40	54	152
Fumbles				
Number	0	0	0	0
Lost	0	0	0	0
Red Zone				
Number	1	3	1	5
Touchdowns	1	0	1	2
Field Goals	0	1	0	1
Touchdowns				
Rushing	2	0	0	2
Passing	0	0	2	2
Returns	0	1	0	1

DEFENSE

	@Dal.	@GB	@LAR	Totals
First Downs				
Total	20	14	25	59
Rushing	7	5	5	17
Passing	12	8	17	37
Penalty	1	1	3	5
3rd Down				
Conversions	5	5	11	21
Attempts	14	12	18	44
Percentage	35.7	41.7	61.1	47.7
4th Down				
Conversions	1	0	0	1
Attempts	2	0	1	3
Time of Possession				
49ers	26:01	30:36	35:39	30:45
Total Net Yards				
Plays	70	54	76	200
Yards	307	263	396	966
Average	4.4	4.9	5.2	4.8
Rushing				
Attempts	21	20	29	70
Yards	77	67	70	214
Average	3.7	3.4	2.4	3.1
Passing				
Net	230	196	326	752
Sacks	5	5	2	12
Yards	40	29	11	80
Gross	270	225	337	832
Attempts	44	29	45	118
Completions	24	20	31	75
Percentage	54.5	69.0	68.9	63.6
Interceptions	1	0	1	2
Punting				
Number	5	6	1	12
Average	53.6	39.2	58.0	46.8
Net	51.4	35.5	49.0	43.3
Penalties				
Number	14	5	2	21
Yards	89	25	10	124
Fumbles				
Number	2	2	0	4
Lost	0	1	0	1
Red Zone				
Number	1	3	6	10
Touchdowns	1	1	2	4
Field Goals	0	1	2	3
Touchdowns				
Rushing	1	1	0	2
Passing	1	0	2	3
Returns	0	0	0	0

2021 SAN FRANCISCO 49ERS TEAM HIGHS & LOWS

SAN FRANCISCO 49ERS

	Bests/Highs	Opponent	Date	Worsts/Lows	Opponent	Date
First Downs	26	vs. Green Bay	9/26/21	13	vs. Indianapolis	10/24/21
Third-Down %	9-14-64.3%	at Los Angeles Rams	1/9/22	12	at Green Bay	1/22/22
Total Net Yards	467	at Chicago	10/31/21	1-11-9.1%	vs. Indianapolis	10/24/21
Offensive Plays	69	at Cincinnati	12/12/21	280	vs. Indianapolis	10/24/21
Avg. Per Play	8.6	at Chicago	10/31/21	212	at Green Bay	1/22/22
Rushing Yards	208	vs. Minnesota	11/28/21	53	vs. Indianapolis	10/24/21
Rushes	44	vs. Los Angeles Rams	11/15/21	50	at Los Angeles Rams	1/30/22
Rushing Avg.	5.6	at Chicago	10/31/21	4.5	at Philadelphia	9/19/21
Net Passing Yards	322	at Chicago	10/31/21	4.1	at Green Bay	1/22/22
Completions	28	vs. Arizona	11/7/21	39	vs. Arizona	11/7/21
Attempts	41	2 times, last at Cin.	12/12/21	11	vs. Arizona	11/7/21
Completions %	78.9	vs. Los Angeles Rams	11/15/21	2.8	at Seattle	12/5/21
Avg. Gain Per Passing Play	11.5	2 times, last at Chi.	10/31/21	2.5	at Los Angeles Rams	1/30/22
Interceptions Thrown	0	7 times, last vs. Atl.	12/19/21	162	at Jacksonville	11/21/21
Fumbles Lost	0	10 times, last at LAR	1/9/22	106	at Green Bay	1/22/22
Turnovers	0	3 times, last at LAR	1/30/22	15	2 times, last vs. LAR	11/15/21
Penalties	1	5 times, last at Cin.	12/12/21	11	at Green Bay	1/22/22
Penalty Yards	12	at Jacksonville	11/21/21	19	vs. Los Angeles Rams	11/15/21
Gross Punting Avg.	61.0	at Jacksonville	11/21/21	19	at Green Bay	1/22/22
Net Punting Avg.	47.7	vs. Minnesota	11/28/21	51.7	at Arizona	10/10/21
Time of Poss.	39:03	vs. Los Angeles Rams	11/15/21	5.3	vs. Green Bay	9/26/21
				4.6	at Green Bay	1/22/22
				2	4 times, last at LAR	1/9/22
				2	3 times, last vs. Arz.	11/7/21
				4	vs. Indianapolis	10/24/21
				10	at Seattle	12/5/21
				122	vs. Indianapolis	10/24/21
				35.0	at Tennessee	12/23/21
				33.8	at Los Angeles Rams	1/9/22
				23:11	at Chicago	10/31/21

OPPONENTS

	Worsts/Lows	Opponent	Date	Bests/Highs	Opponent	Date
First Downs	13	vs. Atlanta	12/19/21	31	at Detroit	9/12/21
Third-Down %	2-10-20.0%	vs. Seattle	10/3/21	10-17-58.8%	at Los Angeles Rams	1/9/22
Total Net Yards	200	at Jacksonville	11/21/21	11-18-61.1%	at Los Angeles Rams	1/30/22
Offensive Plays	44	at Jacksonville	11/21/21	437	vs. Arizona	11/7/21
Avg. Per Play	3.6	vs. Houston	1/2/22	84	at Detroit	9/12/21
Rushing Yards	52	vs. Los Angeles Rams	11/15/21	6.4	vs. Arizona	11/7/21
Rushes	10	vs. Los Angeles Rams	11/15/21	176	at Chicago	10/31/21
Rushing Avg.	2.4	at Los Angeles Rams	1/9/22	39	vs. Arizona	11/7/21
Net Passing Yards	129	at Los Angeles Rams	1/30/22	5.4	at Seattle	12/5/21
Completions	12	vs. Seattle	10/3/21	314	at Detroit	9/12/21
Attempts	23	at Philadelphia	9/19/21	326	at Los Angeles Rams	1/30/22
Completions %	50.0	vs. Seattle	10/3/21	38	at Detroit	9/12/21
Avg. Gain Per Passing Play	3.9	at Philadelphia	9/19/21	57	at Detroit	9/12/21
Interceptions Thrown	2	vs. Houston	1/2/22	85.2	vs. Arizona	11/7/21
Fumbles Lost	2	2 times, last at LAR	1/9/22	9.4	vs. Arizona	11/7/21
Turnovers	3	4 times, last at Cin.	12/12/21	0	10 times, last at Ten.	12/23/21
Penalties	9	at Seattle	12/5/21	0	at Green Bay	1/22/22
Penalty Yards	14	vs. Arizona	11/7/21	0	10 times, last at LAR	1/9/22
Gross Punting Avg.	41.3	at Dallas	1/16/22	0	2 times, last at LAR	1/30/22
Net Punting Avg.	39.2	vs. Green Bay	9/26/21	0	5 times, last at Ten.	12/23/21
Time of Poss.	20:57	at Dallas	1/16/22	2	at Cincinnati	12/12/21
		vs. Los Angeles Rams	11/15/21	2	at Los Angeles Rams	1/30/22
				15	at Los Angeles Rams	1/9/22
				10	at Los Angeles Rams	1/30/22
				54.7	vs. Green Bay	9/26/21
				58.0	at Los Angeles Rams	1/30/22
				48.7	vs. Minnesota	11/28/21
				51.4	at Dallas	1/16/22
				36:49	at Chicago	10/31/21

Italics denotes postseason contest

2021 SAN FRANCISCO 49ERS INDIVIDUAL HIGHS

Long Plays		Player	Opponent	Date
Longest Run (yards)	49	Deebo Samuel	vs. Minnesota	11/28/21
Longest TD Run (yards)	38t	Elijah Mitchell	at Detroit	9/12/21
Longest Pass Completion (yards)	83	Jimmy Garoppolo–Deebo Samuel	at Chicago	10/31/21
Longest TD Pass (yards)	79t	Jimmy Garoppolo–Deebo Samuel	at Detroit	9/12/21
Longest Interception Return (yards)	40	Josh Norman	at Chicago	10/31/21
Longest Kickoff Return (yards)	68	Trenton Cannon	vs. Green Bay	9/26/21
Longest Punt Return (yards)	27	Brandon Aiyuk	vs. Arizona	11/7/21
Longest Punt (yards)	67	Mitch Wishnowsky	vs. Minnesota	11/28/21
Longest Field Goal (yards)	56	Joey Slye	vs. Indianapolis	10/24/21
Single–Game Highs		Player	Opponent	Date
Most Points Scored	13	Joey Slye	at Chicago	10/31/21
Most Touchdowns	2	Six times, most recently Jauan Jennings	at Los Angeles Rams	1/9/22
Most Field Goals Attempted	5	Joey Slye	at Chicago	10/31/21
Most Field Goals Made	4	Joey Slye	at Chicago	10/31/21
Most Rushing Yards	137	Elijah Mitchell	at Chicago	10/31/21
Most Rushing Attempts	27	Two times, most recently Elijah Mitchell	vs. Minnesota	11/28/21
	27	<i>Elijah Mitchell</i>	<i>at Dallas</i>	<i>1/16/22</i>
Highest Rushing Avg. (Min. 10 att.)	7.6	Elijah Mitchell	at Chicago	10/31/21
Most Pass Completions	28	Jimmy Garoppolo	vs. Arizona	11/7/21
Most Pass Attempts	41	Jimmy Garoppolo	at Cincinnati	12/12/21
Most Gross Passing Yards	326	Jimmy Garoppolo	vs. Arizona	11/7/21
Highest Avg. Yards/Per Att. (Min. 10 att.)	11.8	Jimmy Garoppolo	at Detroit	9/12/21
Fewest Interceptions Thrown (Min. 10 att.)	0	Eight times, most recently Jimmy Garoppolo	vs. Atlanta	12/19/21
Fewest Times Sacked (Min. 10 att.)	0	Three times, most recently Jimmy Garoppolo	vs. Atlanta	12/19/21
	0	<i>Two times, most recently Jimmy Garoppolo</i>	<i>at Los Angeles Rams</i>	<i>1/30/22</i>
Most Receptions	13	George Kittle	at Cincinnati	12/12/21
Most Receiving Yards	189	Deebo Samuel	at Detroit	9/12/21
Most Kickoff Returns	4	Ambry Thomas	at Detroit	9/12/21
Most Kickoff Return Yards	104	Trenton Cannon	vs. Green Bay	9/26/21
Most Punt Returns	4	Brandon Aiyuk	vs. Seattle	10/3/21
Most Punt Return Yards	34	Brandon Aiyuk	vs. Arizona	11/7/21
Most Interceptions	2	Jimmie Ward	vs. Los Angeles Rams	11/15/21
Most Interception Return Yardage	40	Josh Norman	at Chicago	10/31/21
Most Tackles	15	Two times, most recently Fred Warner	vs. Houston	1/2/22
Most Sacks	2.5	Arik Armstead	at Los Angeles Rams	1/9/22

Italics denotes postseason contest

2021 SAN FRANCISCO 49ERS TURNOVER BREAKDOWN

TAKEAWAYS

Date	Opponent	Turnover	Starting L.O.S.	Point of Turnover	Resulting L.O.S.	Qtr.	Result (pts)
9/12	at Det.	D. Greenlaw INT (J. Goff)	DET 32	DET 39	Endzone	2	Touchdown (7)
9/19	at Phi.	None					
9/26	vs. GB	None					
10/3	vs. Sea.	None					
10/10	at Arz.	D. Johnson FR (D. Johnson FF)	SF 49	SF 47	SF 46	4	Downs (0)
10/24	vs. Ind.	F. Warner FR (J. Norman FF)	IND 25	IND 27	IND 28	1	Field Goal (3)
		A. Al-Shaair FR (K. Street FF)*	SF 4	SF 7	SF 19	2	Punt (0)
10/31	at Chi.	J. Norman INT (J. Fields)	CHI 31	SF 17	50	4	End of Game (0)
11/7	vs. Arz.	None					
11/15	vs. LAR	J. Ward INT (M. Stafford)	LAR 42	SF 7	SF 7	1	Touchdown (7)
		J. Ward INT (M. Stafford)	LAR 24	LAR 27	Endzone	1	Touchdown (7)
11/21	at Jax.	F. Warner FR (J. Norman FF)	JAX 25	JAX 31	JAX 35	2	Touchdown (7)
		T. Sherfield FR (ST)	SF 13	JAX 44	JAX 44	4	Field Goal (3)
11/28	vs. Min.	A. Al-Shaair INT (K. Cousins)	MIN 21	MIN 26	MIN 2	3	Touchdown (7)
		A. Al-Shaair FR (K. Givens FF)	MIN 20	MIN 16	MIN 9	3	Field Goal (3)
12/5	at Sea.	E. Moseley FR (D. Jones FF)	SEA 20	SEA 20	SEA 24	1	Touchdown (7)
		K. Williams INT (R. Wilson)	SF 5*	Endzone	SF 3	3	Safety (0)
		D. Johnson FR (A. Al-Shaair FF)	SF 2	SF 2	SF 2	4	Downs (0)
12/12	at Cin.	R. Cracraft FR (ST)	SF 37	CIN 24	CIN 23	1	Field Goal (3)
		T. Sherfield FR (ST)	SF 21	CIN 32	CIN 31	2	Touchdown (7)
12/19	vs. Atl.	F. Warner FR (N. Bosa FF)	ATL 42	ATL 36	ATL 38	3	Touchdown (7)
12/23	at Ten.	None					
1/2	vs. Hou.	M. Harris INT (D. Mills)	SF 45	SF 40	SF 42	3	Touchdown (7)
1/9	at LAR	E. Moseley INT (M. Stafford)	LAR 19	SF 32	SF 32	3	Punt (0)
		A. Thomas INT (M. Stafford)	LAR 38	SF 20	SF 20	OT	End of game (0)

Regular Season Totals: 20 takeaways resulted in 75 points

L.O.S. – Line of scrimmage

* – Red zone play

(ST) – Special teams play

(TB) – Touchback

2021 SAN FRANCISCO 49ERS TURNOVER BREAKDOWN

GIVEAWAYS

Date	Opponent	Turnover	Starting L.O.S.	Point of Turnover	Resulting L.O.S.	Qtr.	Result (pts)
9/12	at Det.	J. Garoppolo FUMBLE	SF 36	SF 36	SF 38	1	Missed FG (0)
		D. Samuel FUMBLE (T. Flowers FF)	DET 46	DET 35	DET 30	4	Downs (0)
9/19	at Phi.	None					
9/26	vs. GB	J. Garoppolo INT (J. Alexander)	SF 14	GB 38	SF 32	2	Downs (0)
		J. Garoppolo FUMBLE	GB 44	SF 46	SF 38	4	Field Goal (3)
10/3	vs. Sea.	J. Garoppolo INT (Q. Diggs)	SF 36	SF 43	SF 38	1	Punt (0)
		T. Cannon FUMBLE (D. Dallas FF) (ST)	SEA 35	SF 13	SF 14	3	Touchdown (7)
10/10	at Arz.	T. Lance INT (B. Baker)	ARZ 45	ARZ 17	ARZ 34	1	Touchdown (7)
10/24	vs. Ind.	D. Samuel FUMBLE (D. Leonard FF)	SF 18	SF 28	SF 28	2	Touchdown (6)
		J. Garoppolo FUMBLE (A. Muhammad FF)	SF 41	SF 33	SF 33	3	Touchdown (7)
		J. Garoppolo INT (X. Rhodes)	SF 38	SF 43	SF 39	4	Touchdown (7)
		J. Garoppolo INT (K. Willis)	IND 43	IND 16	IND 16	4	Punt (0)
10/31	at Chi.	None					
11/7	vs. Arz.	G. Kittle FUMBLE (B. Murphy FF)	SF 32	50	ARZ 43	1	Touchdown (7)
		B. Aiyuk FUMBLE (I. Simmons FF)	ARZ 30	ARZ 8	ARZ 7	2	Field Goal (3)
		J. Garoppolo INT (B. Baker)	SF 25	SF 39	SF 32	4	Downs (0)
11/15	vs. LAR	None					
11/21	at Jax.	None					
11/28	vs. Min.	J. Garoppolo INT (H. Smith)	MIN 48	MIN 41	SF 49	1	Touchdown (7)
12/5	at Sea.	J. Garoppolo INT (B. Wagner)	SF 23	SF 31	SF 28	1	Missed Field Goal (0)
		T. Benjamin FUMBLE (N. Bellore FF) (ST)	SEA 35	SF 22	SF 26	3	Interception (0)
		J. Garoppolo INT (Q. Diggs)	SF 34	SEA 43	SF 28	3	Touchdown (7)
12/12	at Cin.	None					
12/19	vs. Atl.	J. Hasty FUMBLE (Q. Ollison FF) (ST)	ATL 35	SF 16	SF 14	1	Downs (0)
12/23	at Ten.	J. Garoppolo INT (J. Jenkins)	TEN 8*	Endzone	TEN 20	1	Punt (0)
		J. Garoppolo INT (A. Hooker)	SF 25	SF 39	SF 18	3	Touchdown (7)
1/2	vs. Hou.	T. Lance INT (D. King)	SF 45	HOU 33	HOU 20	2	Touchdown (7)
1/9	at LAR	J. Garoppolo INT (T. Rapp)	50	LAR 21	LAR 21	2	Punt (0)
		J. Garoppolo INT (J. Ramsey)	LAR 22	LAR -2	LAR 8	4	Touchdown (7)

Regular Season Totals: 24 giveaways resulted in 82 points

L.O.S. – Line of scrimmage

* – Red zone play

(ST) – Special teams play

(TB) – Touchback

GAME-BY-GAME TURNOVER DIFFERENTIAL

Date	Opp	Takeaways	Giveaways	Game Total	Total
9/12	at Det.	1	2	-1	-1
9/19	at Phi.	0	0	0	-1
9/26	GB	0	2	-2	-3
10/3	Sea.	0	2	-2	-5
10/10	at Arz.	1	1	0	-5
10/24	Ind.	2	4	-2	-7
10/31	at Chi.	1	0	+1	-6
11/7	Arz.	0	3	-3	-9
11/15	LAR	2	0	+2	-7
11/21	at Jax.	2	0	+2	-5
11/28	Min.	2	1	+1	-4
12/5	at Sea.	3	3	0	-4
12/12	at Cin.	2	0	+2	-2
12/19	Atl.	1	1	0	-2
12/23	at Ten.	0	2	-2	-4
1/2	Hou.	1	1	0	-4
1/9	at LAR	2	2	0	-4

2021 SAN FRANCISCO 49ERS POSTSEASON TURNOVER BREAKDOWN

TAKEAWAYS

Date	Opponent	Turnover	Starting L.O.S.	Point of Turnover	Resulting L.O.S.	Qtr.	Result (pts)
1/16	at Dal.	K. Williams INT (D. Prescott)	DAL 19	DAL 26	DAL 26	3	Touchdown (7)
1/22	at GB	D. Greenlaw FR (F. Warner FF)	SF 42	SF 41	SF 42	1	Punt (0)
1/30	at LAR	J. Ward INT (M. Stafford)	SF 3*	SF 0	SF 23	1	Punt (0)

Regular Season Totals: 3 takeaways resulted in 7 points

GIVEAWAYS

Date	Opponent	Turnover	Starting L.O.S.	Point of Turnover	Resulting L.O.S.	Qtr.	Result (pts)
1/16	at Dal.	J. Garoppolo INT (A. Brown)	SF 44	DAL 49	SF 28	4	Touchdown (7)
1/22	at GB	J. Garoppolo INT (A. Amos)	GB 19*	GB 4	GB 4	2	Blocked FG (0)
1/30	at LAR	J. Garoppolo INT (T. Howard)	SF 22	SF 19	SF 13	4	End of game (0)

Regular Season Totals: 3 takeaways resulted in 7 points

L.O.S. – Line of scrimmage

* – Red zone play

(ST) – Special teams play

(TB) – Touchback

GAME-BY-GAME TURNOVER DIFFERENTIAL

Date	Opp	Takeaways	Giveaways	Game Total	Total
1/16	at Dal.	1	1	0	0
1/22	at GB	1	1	0	0
1/30	at LAR	1	1	0	0

2021 SAN FRANCISCO 49ERS THIRD DOWN EFFICIENCY

49ERS THIRD-AND ...

Date	Opp	1	2	3	4	5	6	7	8	9	10	11+	Totals
9/12	at Det.	0/1	0/0	0/0	0/1	0/0	1/1	0/1	1/1	0/0	1/1	0/3	3/9
9/19	at Phi.	3/4	1/1	1/2	0/0	0/0	0/1	1/1	0/1	0/1	0/0	0/3	6/14
9/26	GB	2/4	0/0	0/1	1/1	0/0	0/1	0/0	1/1	1/1	2/2	0/0	7/11
10/3	Sea.	1/1	0/0	0/1	0/2	0/1	0/1	0/2	0/1	0/1	1/3	0/1	2/14
10/10	at Arz.	0/1	0/0	1/2	0/1	0/0	0/0	1/2	0/0	1/1	0/0	0/4	3/11
10/24	Ind.	0/0	0/1	0/1	0/1	0/2	0/0	0/0	0/1	0/0	1/2	0/3	1/11
10/31	at Chi.	0/0	1/2	0/0	1/1	0/0	0/0	0/1	0/0	0/1	1/1	1/4	4/10
11/7	Arz.	0/0	0/0	1/1	0/0	0/1	0/0	1/1	0/1	0/0	0/1	2/5	4/10
11/15	LAR	1/1	1/1	0/0	1/1	0/0	3/5	2/2	0/1	0/0	0/1	0/2	8/14
11/21	at Jax.	2/4	1/2	0/0	0/1	1/2	1/1	0/1	0/0	0/0	0/0	1/1	6/12
11/28	Min.	0/0	1/1	0/2	1/1	0/0	1/2	0/0	0/0	0/2	0/0	2/4	5/12
12/5	at Sea.	0/2	1/1	0/1	0/0	1/1	0/0	1/1	0/2	0/0	0/1	0/1	3/10
12/12	at Cin.	1/1	1/1	0/1	0/0	1/2	0/1	0/1	0/0	0/1	1/2	1/5	5/15
12/19	Atl.	2/2	0/1	0/0	2/2	2/2	0/1	0/0	0/2	0/1	0/0	0/0	6/11
12/23	at Ten.	0/0	1/1	0/0	1/2	0/1	0/0	1/1	0/0	0/0	0/1	0/2	3/8
1/2	Hou.	1/1	0/1	2/3	0/1	0/0	1/1	0/1	0/0	0/2	0/1	1/2	5/13
1/9	at LAR	2/2	1/1	2/2	0/0	2/2	2/2	0/2	0/1	0/1	0/0	0/1	9/14
Regular Season Totals:		15/24	9/14	7/17	7/15	7/14	9/17	7/17	2/12	2/12	7/16	8/41	80/199
		62.5	64.3	41.2	46.7	50.0	52.9	41.2	16.7	16.7	43.8	19.5	40.2

POSTSEASON

Date	Opp	1	2	3	4	5	6	7	8	9	10	11+	Totals
1/16	at Dal.	0/1	1/1	1/2	1/1	1/2	0/1	0/0	0/0	1/1	1/3	0/1	6/13
1/22	at GB	2/2	0/0	0/0	0/0	0/2	0/0	1/2	0/1	0/0	0/0	1/4	4/11
1/30	at LAR	0/0	0/1	0/0	1/1	0/0	0/1	0/1	1/1	0/1	1/1	0/2	3/9
Postseason Totals		2/3	1/2	1/2	2/2	1/4	0/2	1/3	1/2	1/2	2/4	1/7	13/33
		66.7	50.0	50.0	100.0	25.0	0.0	33.3	50.0	50.0	50.0	14.3	39.4

OPPONENTS THIRD-AND ...

Date	Opp	1	2	3	4	5	6	7	8	9	10	11+	Totals
9/12	at Det.	0/1	0/1	0/0	1/1	1/1	1/1	0/1	1/3	0/2	0/1	0/3	4/15
9/19	at Phi.	1/2	0/1	1/2	2/3	0/0	0/1	1/1	0/0	0/0	0/1	0/1	5/12
9/26	GB	0/0	0/1	2/2	1/3	0/0	1/1	0/0	0/1	0/0	1/2	0/1	5/11
10/3	Sea.	2/2	0/0	0/0	0/1	0/0	0/0	0/2	0/0	0/2	0/2	0/1	2/10
10/10	at Arz.	2/2	0/0	0/1	0/0	0/0	0/0	1/1	0/0	0/1	0/0	0/5	3/10
10/24	Ind.	1/1	1/1	1/1	0/1	1/2	0/1	0/2	0/0	0/0	1/1	1/4	6/14
10/31	at Chi.	2/2	0/0	2/2	1/1	0/0	0/2	1/2	1/2	0/0	0/1	1/3	8/15
11/7	Arz.	3/3	1/4	1/1	1/1	0/0	0/0	0/1	0/0	0/0	0/2	1/3	7/15
11/15	LAR	0/0	0/0	0/0	1/2	1/2	0/0	0/2	0/1	1/1	0/0	0/2	3/10
11/21	at Jax.	0/0	2/2	0/0	0/0	0/1	2/3	1/1	0/1	0/0	0/1	0/2	5/11
11/28	Min.	0/0	1/3	0/1	0/0	0/0	0/1	0/0	0/1	1/1	0/0	0/1	2/8
12/5	at Sea.	0/0	2/3	1/2	0/3	0/0	1/1	0/2	0/0	0/0	0/0	1/4	5/15
12/12	at Cin.	1/1	0/0	1/3	0/1	0/2	1/1	0/0	0/0	0/1	1/1	0/3	4/13
12/19	Atl.	1/2	1/3	0/0	1/3	0/0	1/2	0/0	1/3	0/0	0/0	0/0	5/13
12/23	at Ten.	0/0	0/1	1/2	0/1	0/0	0/1	1/1	1/2	0/0	3/3	3/5	9/16
1/2	Hou.	2/3	0/3	1/3	0/0	0/0	0/0	0/0	1/3	1/1	0/0	0/2	5/15
1/9	at LAR	1/2	1/1	1/1	2/2	0/0	2/4	0/1	0/1	1/1	1/2	1/2	10/17
Regular Season Totals:		16/21	9/24	12/21	10/23	3/8	9/19	5/17	5/18	4/10	7/17	8/42	88/220
		76.2	37.5	57.1	43.5	37.5	47.4	29.4	27.8	40.0	41.2	19.0	40.0

POSTSEASON

Date	Opp	1	2	3	4	5	6	7	8	9	10	11+	Totals
1/16	at Dal.	2/2	0/0	0/0	0/1	2/3	0/0	0/1	0/0	0/1	1/1	0/5	5/14
1/22	at GB	2/2	0/0	1/1	1/1	1/1	0/1	0/0	0/3	0/0	0/1	0/2	5/12
1/30	at LAR	3/4	1/1	1/3	0/1	0/0	1/1	1/1	0/1	1/1	2/2	1/3	11/18
Postseason Totals		7/8	1/1	2/4	1/3	3/4	1/2	1/2	0/4	1/2	3/4	1/10	21/44
		87.5	100.0	50.0	33.3	75.0	50.0	50.0	0.0	50.0	75.0	10.0	47.7

2021 SAN FRANCISCO 49ERS RED ZONE PRODUCTION

SAN FRANCISCO 49ERS

Date	Opp	Poss	TD	PAT	2-Pt.	FG	MFG/ BFG	INT	FUM	DWNS/ Punt	HF	GM	PTS	TD%	SCORE PCT.	PTS/ POSS
9/12	at Det.	2	2	2	0	0	0	0	0	0	0	0	14	100.0%	100.0%	7.0
9/19	at Phi.	2	2	2	0	0	0	0	0	0	0	0	14	100.0%	100.0%	7.0
9/26	GB	4	4	4	0	0	0	0	0	0	0	0	28	100.0%	100.0%	7.0
10/3	Sea.	1	1	0	1	0	0	0	0	0	0	0	8	100.0%	100.0%	8.0
10/10	at Arz.	2	1	1	0	0	0	0	0	1	0	0	7	50.0%	50.0%	3.5
10/24	Ind.	3	2	0	0	1	0	0	0	0	0	0	15	66.7%	100.0%	5.0
10/31	at Chi.	5	3	1	1	2	0	0	0	0	0	0	27	60.0%	100.0%	5.4
11/7	Arz.	3	2	2	0	1	0	0	0	0	0	0	17	66.7%	100.0%	5.7
11/15	LAR	2	2	2	0	0	0	0	0	0	0	0	14	100.0%	100.0%	7.0
11/21	at Jax.	3	2	2	0	1	0	0	0	0	0	0	17	66.7%	100.0%	5.7
11/28	Min.	4	3	3	0	1	0	0	0	0	0	0	24	75.0%	100.0%	6.0
12/5	at Sea.	2	1	1	0	0	0	0	0	1	0	0	7	50.0%	50.0%	3.5
12/12	at Cin.	4	2	1	0	2	0	0	0	0	0	0	19	50.0%	100.0%	4.8
12/19	Atl.	5	4	4	0	1	0	0	0	0	0	0	31	80.0%	100.0%	6.2
12/23	at Ten.	4	2	2	0	1	0	1	0	0	0	0	17	50.0%	75.0%	4.3
1/2	Hou.	4	1	1	0	3	0	0	0	0	0	0	16	25.0%	100.0%	4.0
1/9	at LAR	4	2	2	0	1	0	1	0	0	0	0	17	50.0%	75.0%	4.3
TOTALS		54	36	30	2	14	0	2	0	2	0	0	292	66.7%	92.6%	5.4

POSTSEASON

Date	Opp	Poss	TD	PAT	2-Pt.	FG	MFG/ BFG	INT	FUM	DWNS/ Punt	HF	GM	PTS	TD%	SCORE PCT.	PTS/ POSS
1/16	at Dal.	1	1	1	0	0	0	0	0	0	0	0	7	100.0%	100.0%	7.0
1/22	at GB	3	0	0	0	1	0	1	0	1	0	0	3	0.0%	33.3%	1.0
1/30	at LAR	1	1	1	0	0	0	0	0	0	0	0	7	100.0%	100.0%	7.0
TOTALS		5	2	2	0	1	0	1	0	1	0	0	17	40.0%	60.0%	3.4

OPPONENTS

Date	Opp	Poss	TD	PAT	2-Pt.	FG	MFG/ BFG	INT	FUM	DWNS/ Punt	HF	GM	PTS	TD%	SCORE PCT.	PTS/ POSS
9/12	at Det.	3	3	1	2	0	0	0	0	0	0	0	23	100.0%	100.0%	7.7
9/19	at Phi.	2	1	0	1	0	0	0	0	1	0	0	8	50.0%	50.0%	4.0
9/26	GB	5	3	3	0	1	0	0	0	1	0	0	24	60.0%	80.0%	4.8
10/3	Sea.	4	4	4	0	0	0	0	0	0	0	0	28	100.0%	100.0%	7.0
10/10	at Arz.	3	2	2	0	1	0	0	0	0	0	0	17	66.7%	100.0%	5.7
10/24	Ind.	5	3	2	0	1	0	0	1	0	0	0	23	60.0%	80.0%	4.6
10/31	at Chi.	3	1	1	0	2	0	0	0	0	0	0	13	33.3%	100.0%	4.3
11/7	Arz.	3	2	2	0	1	0	0	0	0	0	0	17	66.7%	100.0%	5.7
11/15	LAR	4	1	1	0	1	0	0	0	2	0	0	10	25.0%	50.0%	2.5
11/21	at Jax.	2	1	1	0	1	0	0	0	0	0	0	10	50.0%	100.0%	5.0
11/28	Min.	3	2	1	0	0	0	0	0	1	0	0	13	66.7%	66.7%	4.3
12/5	at Sea.	5	3	3	0	0	0	1	1	0	0	0	21	60.0%	60.0%	4.2
12/12	at Cin.	5	1	1	0	3	1	0	0	0	0	0	16	20.0%	80.0%	3.2
12/19	Atl.	5	1	1	0	1	0	0	0	3	0	0	10	20.0%	40.0%	2.0
12/23	at Ten.	2	2	2	0	0	0	0	0	0	0	0	14	100.0%	100.0%	7.0
1/2	Hou.	2	1	1	0	0	1	0	0	0	0	0	7	50.0%	50.0%	3.5
1/9	at LAR	4	3	3	0	1	0	0	0	0	0	0	24	75.0%	100.0%	6.0
TOTALS		60	34	29	3	13	2	1	2	8	0	0	278	56.7%	78.3%	4.6

POSTSEASON

Date	Opp	Poss	TD	PAT	2-Pt.	FG	MFG/ BFG	INT	FUM	DWNS/ Punt	HF	GM	PTS	TD%	SCORE PCT.	PTS/ POSS
1/16	at Dal.	1	1	1	0	0	0	0	0	0	0	0	7	100.0%	100.0%	7.0
1/22	at GB	3	1	1	0	1	0	0	0	0	1	0	10	33.3%	66.7%	3.3
1/30	at LAR	6	2	2	0	2	0	1	0	0	0	1	20	33.3%	66.7%	3.3
TOTALS		10	4	4	0	3	0	1	0	0	1	1	37	40.0%	70.0%	3.7

2021 SAN FRANCISCO 49ERS BIG PLAYS

Rushes of 10–yards or more; Pass completions of 20–yards or more; Returns of 30–yards or more

9/12/21 AT DETROIT

49ERS

Run	Pass	Ret.	Description
11			Raheem Mostert run
	23		George Kittle to Raheem Mostert
	29		Jimmy Garoppolo to Deebo Samuel
38t			Elijah Mitchell run
11			Elijah Mitchell run
	23		Jimmy Garoppolo to Deebo Samuel
		39t	Dre Greenlaw INT return
	35		Jimmy Garoppolo to George Kittle
10			Elijah Mitchell run
	79t		Jimmy Garoppolo to Deebo Samuel

LIONS

Run	Pass	Ret.	Description
10			Jamaal Williams run
	22		Jared Goff to T.J. Hockenson
20			Jamaal Williams run
16			D'Andre Swift run
15			D'Andre Swift run
	43t		Jared Goff to D'Andre Swift
	23		Jared Goff to T.J. Hockenson
10			Jared Goff run
	20		Jared Goff to Kalif Raymond
	20		Jared Goff to Amon–Ra St. Brown
	25		Jared Goff to Kalif Raymond

9/19/21 AT PHILADELPHIA

49ERS

Run	Pass	Ret.	Description
	40		Jimmy Garoppolo to Deebo Samuel
10			Elijah Mitchell run
21			JaMycal Hasty run

EAGLES

Run	Pass	Ret.	Description
10			Miles Sanders run
12			Jalen Hurts run
	26		Jalen Hurts to Quez Watkins
	91		Jalen Hurts to Quez Watkins
13			Jalen Hurts run
27			Jalen Hurts run

9/26/21 VS. GREEN BAY

PACKERS

Run	Pass	Ret.	Description
			Aaron Rodgers to Allen Lazard
			Aaron Rodgers to Marquez Valdes–Scantling
		30	Jaire Alexander INT return
10			Aaron Jones run
12			Aaron Jones run
12			Aaron Jones run
	25		Aaron Rodgers to Davante Adams

49ERS

Run	Pass	Ret.	Description
		68	Trenton Cannon kickoff return
16			Trey Sermon run
	39		Jimmy Garoppolo to George Kittle

10/3/21 VS. SEATTLE

SEAHAWKS

Run	Pass	Ret.	Description
		33	DeeJay Dallas kickoff return
	28		Russell Wilson to Alex Collins
	28		Russell Wilson to DK Metcalf
12			Russell Wilson run
16t			Russell Wilson run
14t			Alex Collins run

49ERS

Run	Pass	Ret.	Description
	21t		Jimmy Garoppolo to Ross Dwelley
	26		Jimmy Garoppolo to Deebo Samuel
15			Trey Sermon run
	76t		Trey Lance to Deebo Samuel
13			Trey Lance run

10/10/21 AT ARIZONA

49ERS

Run	Pass	Ret.	Description
14			Trey Lance run
11			Trey Lance run
	26		Trey Lance to Deebo Samuel
14			Elijah Mitchell run
	26		Trey Lance to Brandon Aiyuk
12			Elijah Mitchell run
13t			Deebo Samuel run
15			Trey Lance run
	26		Trey Lance to Deebo Samuel

CARDINALS

Run	Pass	Ret.	Description
26			Rondale Moore run
	27		Kyler Murray to DeAndre Hopkins
	33		Kyler Murray to Rondale Moore
11			Christian Kirk run
10			Kyler Murray run
	30		Kyler Murray to DeAndre Hopkins

2021 SAN FRANCISCO 49ERS BIG PLAYS

Rushes of 10–yards or more; Pass completions of 20–yards or more; Returns of 30–yards or more

10/24/21 VS. INDIANAPOLIS

COLTS

Run	Pass	Ret.	Description
	57		Carson Wentz to Michael Pittman Jr.
33			Jonathan Taylor run
16			Jonathan Taylor run
10			Jonathan Taylor run
17			Carson Wentz run
	28t		Carson Wentz to Michael Pittman Jr.

49ERS

Run	Pass	Ret.	Description
20			Elijah Mitchell run
14			Elijah Mitchell run
14t			Elijah Mitchell run
12			Elijah Mitchell run
	28		Jimmy Garoppolo to Deebo Samuel
	29		Jimmy Garoppolo to Deebo Samuel
	27		Jimmy Garoppolo to Charlie Woerner
		33	Deebo Samuel kickoff return

10/31/21 AT CHICAGO

49ERS

Run	Pass	Ret.	Description
	21		Jimmy Garoppolo to Mohamed Sanu Sr.
27			Elijah Mitchell run
	23		Jimmy Garoppolo to Brandon Aiyuk
	50		Jimmy Garoppolo to Deebo Samuel
	83		Jimmy Garoppolo to Deebo Samuel
11			Elijah Mitchell run
27			Elijah Mitchell run
	23		Jimmy Garoppolo to JaMycal Hasty
39			Elijah Mitchell run
12			Elijah Mitchell run
		40	Josh Norman INT return

BEARS

Run	Pass	Ret.	Description
22			Khalil Herbert run
		31	Jakeem Grant Sr. kickoff return
16			Justin Fields run
16			Justin Fields run
		34	Jakeem Grant Sr. kickoff return
15			Justin Fields run
	22		Justin Fields to Marquise Goodwin
		30	Jakeem Grant Sr. kickoff return
14			Justin Fields run
	20		Justin Fields to Darnell Mooney
22t			Justin Fields run

11/7/21 VS. ARIZONA

CARDINALS

Run	Pass	Ret.	Description
13t			James Conner run
	21		Colt McCoy to James Conner
	33		Christian Kirk to Antoine Wesley
	50		Colt McCoy to Christian Kirk
	25		Colt McCoy to Antoine Wesley
	45t		Colt McCoy to James Conner
35			James Conner run
21t			Eno Benjamin run

49ERS

Run	Pass	Ret.	Description
11			Elijah Mitchell run
	22		Jimmy Garoppolo to Brandon Aiyuk
14			Elijah Mitchell run
	29		Jimmy Garoppolo to George Kittle
	32		Jimmy Garoppolo to Deebo Samuel

11/15/21 VS. LOS ANGELES RAMS

RAMS

Run	Pass	Ret.	Description
10			Darrell Henderson Jr. run
	29		Matthew Stafford to Cooper Kupp
	33		Matthew Stafford to Van Jefferson
11			Darrell Henderson Jr. run
	25		Matthew Stafford to Cooper Kupp

49ERS

Run	Pass	Ret.	Description
	20		Jimmy Garoppolo to Deebo Samuel
13			Elijah Mitchell run
	21		Jimmy Garoppolo to Brandon Aiyuk
17			Elijah Mitchell run
	40t		Jimmy Garoppolo to Deebo Samuel

2021 SAN FRANCISCO 49ERS BIG PLAYS

Rushes of 10–yards or more; Pass completions of 20–yards or more; Returns of 30–yards or more

11/21/21 AT JACKSONVILLE

49ERS

Run	Pass	Ret.	Description
12			Deebo Samuel run
	34		Jimmy Garoppolo to Brandon Aiyuk
11			Jeff Wilson Jr. run
25t			Deebo Samuel run
	23		Jimmy Garoppolo to Trey Sermon
11			Deebo Samuel run
21			Deebo Samuel run
12			Trey Sermon run

JAGUARS

Run	Pass	Ret.	Description
10			Trevor Lawrence run
	22		Trevor Lawrence to Marvin Jones Jr.

11/28/21 VS. MINNESOTA

VIKINGS

Run	Pass	Ret.	Description
	29		Kirk Cousins to Adam Thielen
	30		Kirk Cousins to Justin Jefferson
	20t		Kirk Cousins to Adam Thielen
		30	Kene Nwangwu kickoff return
30			Dalvin Cook run
		99t	Kene Nwangwu kickoff return
	23		Kirk Cousins to Justin Jefferson

49ERS

Run	Pass	Ret.	Description
	21		Jimmy Garoppolo to Jauan Jennings
	37		Jimmy Garoppolo to Brandon Aiyuk
15			Elijah Mitchell run
20t			Deebo Samuel run
10			Elijah Mitchell run
10			Elijah Mitchell run
	24		Jimmy Garoppolo to Brandon Aiyuk
49			Deebo Samuel run
	30		Jimmy Garoppolo to Brandon Aiyuk
12			Elijah Mitchell run
	26		Jimmy Garoppolo to Kyle Juszczyk

12/5/21 AT SEATTLE

49ERS

Run	Pass	Ret.	Description
	24t		Jimmy Garoppolo to George Kittle
	28		Jimmy Garoppolo to George Kittle
	48t		Jimmy Garoppolo to George Kittle
	21		Jimmy Garoppolo to Brandon Aiyuk
	29		Jimmy Garoppolo to George Kittle

SEAHAWKS

Run	Pass	Ret.	Description
73t			Travis Homer run
11			Rashaad Penny run
12			Russell Wilson run
		33	DeeJay Dallas kickoff return
	33		Russell Wilson to DK Metcalf
10			Rashaad Penny run
	27		Russell Wilson to Rashaad Penny

12/12/21 AT CINCINNATI

49ERS

Run	Pass	Ret.	Description
	21		Jimmy Garoppolo to Brandon Aiyuk
12			Jeff Wilson Jr. run
27t			Deebo Samuel run
	22		Jimmy Garoppolo to Deebo Samuel
	20		Jimmy Garoppolo to George Kittle
	25		Jimmy Garoppolo to Jauan Jennings
	21		Jimmy Garoppolo to George Kittle

BENGALS

Run	Pass	Ret.	Description
	20		Joe Burrow to Tee Higgins
17			Joe Mixon run
	27		Joe Burrow to Tee Higgins
	22		Joe Burrow to Tee Higgins
	29		Joe Burrow to Tyler Boyd
	32t		Joe Burrow to Ja'Marr Chase
	26		Joe Burrow to Tee Higgins
	23		Joe Burrow to C.J. Uzomah

2021 SAN FRANCISCO 49ERS BIG PLAYS

Rushes of 10–yards or more; Pass completions of 20–yards or more; Returns of 30–yards or more

12/19/21 VS. ATLANTA

FALCONS

Run	Pass	Ret.	Description
	20t		Matt Ryan to Russell Gage
		33	Avery Williams kickoff return
	21		Matt Ryan to Russell Gage
	49		Matt Ryan to Olamide Zaccheaus
	49		Matt Ryan to Kyle Pitts

49ERS

Run	Pass	Ret.	Description
	25		Jimmy Garoppolo to George Kittle
	28		Jimmy Garoppolo to George Kittle
	36		Jimmy Garoppolo to Brandon Aiyuk
17			Jeff Wilson Jr. run
	30		Jimmy Garoppolo to Deebo Samuel
10t			Deebo Samuel run
	21		Jimmy Garoppolo to Deebo Samuel
12			Jeff Wilson Jr. run
13			Jeff Wilson Jr. run
13			JaMycal Hasty run
16			Jeff Wilson Jr. run

12/23/21 AT TENNESSEE

49ERS

Run	Pass	Ret.	Description
	23		Jimmy Garoppolo to Deebo Samuel
	26		Jimmy Garoppolo to Kyle Juszczyk
12			Deebo Samuel run
	56		Jimmy Garoppolo to Deebo Samuel

TITANS

Run	Pass	Ret.	Description
		37	Chester Rogers kickoff return
	24		Ryan Tannehill to Nick Westbrook–Ikheine
10			Jeremy McNichols run
	42		Ryan Tannehill to A.J. Brown
23			Ryan Tannehill run

1/2/22 VS. HOUSTON

TEXANS

Run	Pass	Ret.	Description
	24		Davis Mills to Brandin Cooks
	20		Davis Mills to Nico Collins

49ERS

Run	Pass	Ret.	Description
13			Elijah Mitchell run
13			Deebo Samuel run
12			Elijah Mitchell run
	27		Trey Lance to Brandon Aiyuk
	43		Trey Lance to Brandon Aiyuk
10			Elijah Mitchell run
	45t		Trey Lance to Deebo Samuel
	29		Trey Lance to George Kittle
37			Elijah Mitchell run

1/9/22 AT LOS ANGELES RAMS

49ERS

Run	Pass	Ret.	Description
13			Elijah Mitchell run
	26		Jimmy Garoppolo to Brandon Aiyuk
	31		Jimmy Garoppolo to Brandon Aiyuk
16t			Deebo Samuel run
	24t		Deebo Samuel to Jauan Jennings
12			Elijah Mitchell run
	32		Jimmy Garoppolo to Deebo Samuel
	21		Jimmy Garoppolo to Brandon Aiyuk
	43		Jimmy Garoppolo to Deebo Samuel
13			Deebo Samuel run
	34		Jimmy Garoppolo to Jauan Jennings

RAMS

Run	Pass	Ret.	Description
	46		Matthew Stafford to Cooper Kupp
		31	Brandon Powell punt return
	24		Matthew Stafford to Van Jefferson
18			Cooper Kupp run
	30		Matthew Stafford to Cooper Kupp
14			Sony Michel run

2021 SAN FRANCISCO 49ERS BIG PLAYS

Rushes of 10–yards or more; Pass completions of 20–yards or more; Returns of 30–yards or more

1/16/22 AT DALLAS - NFC-WC

49ERS

Run	Pass	Ret.	Description
13			Elijah Mitchell run
	37		Jimmy Garoppolo to Brandon Aiyuk
26t			Deebo Samuel run
16			Elijah Mitchell run

COWBOYS

Run	Pass	Ret.	Description
		32	Tony Pollard kickoff return
	20t		Dak Prescott to Amari Cooper
	24		Dak Prescott to Cedrick Wilson
	38		Dak Prescott to Dalton Schultz
	20		Dak Prescott to Cedrick Wilson; lateral to CeeDee Lamb
17			Dak Prescott run

1/22/22 AT GREEN BAY - NFC-D

49ERS

Run	Pass	Ret.	Description
		32	JaMycal Hasty kickoff return
		45	Deebo Samuel kickoff return
13			Kyle Juszczyk run
	24		Jimmy Garoppolo to George Kittle

PACKERS

Run	Pass	Ret.	Description
14			Aaron Jones run
	75		Aaron Rodgers to Aaron Jones
	25		Aaron Rodgers to Davante Adams

1/30/22 AT LOS ANGELES RAMS - NFC-C

49ERS

Run	Pass	Ret.	Description
	31		Jimmy Garoppolo to Brandon Aiyuk
	44t		Jimmy Garoppolo to Deebo Samuel
	21		Jimmy Garoppolo to Elijah Mitchell

RAMS

Run	Pass	Ret.	Description
14			Cam Akers run
14			Matthew Stafford run
	26		Matthew Stafford to Odell Beckham Jr.
	20		Matthew Stafford to Kendall Blanton
	29		Matthew Stafford to Odell Beckham Jr.
	25		Matthew Stafford to Cooper Kupp

THE LAST TIME ...

TEAM TOTALS

Won in Overtime

By 49ers:	1/9/22	49ers win at Los Angeles Rams, 27–24
By Opponent:	11/11/19	Seahawks win vs. Seattle, 27–24
	1/22/12	Giants win vs. New York, 20–17 – NFC–C

Won by Scoring in the Last Two Minutes of Regulation

By 49ers:	11/29/20	49ers win at Los Angeles Rams, 23–20 (last score at 0:00)
	1/22/22	49ers win at Green Bay, 13–10 (last score at 0:00) – NFC–D
By Opponent:	12/23/21	Titans win at Tennessee, 20–17 (last score at 0:04)
	1/30/22	Rams win at Los Angeles, 20–17 (last score at 1:46) – NFC–C

Tied Game by Scoring in the Last Two Minutes of Regulation

By 49ers:	1/9/22	49ers win at Los Angeles Rams, 27–24 (OT) (tied game at 0:26)
By Opponent:	12/12/21	Bengals loss at Cincinnati, 23–26 (OT) (tied game at 1:19)

Shutout

By 49ers:	10/20/19	49ers win at Washington, 9–0
	12/29/96	49ers win vs. Philadelphia, 14–0 – NFC–WC
By Opponent:	11/21/10	Buccaneers win vs. Tampa Bay, 21–0

Won by 20–or–More Points

By 49ers:	11/21/21	49ers win at Jacksonville, 30–10
	1/29/95	49ers win at San Diego, 49–26 – SB XXIX
By Opponent:	10/11/20	Dolphins win vs. Miami, 43–17
	1/12/03	Buccaneers win at Tampa Bay, 31–6 – NFC–D

Won After Trailing by 20–or–More Points

By 49ers:	10/2/11	49ers win at Philadelphia, 24–23 (Eagles ahead 23–3 in 3rd Q)
	1/5/03	49ers win vs. New York, 39–38 (Giants ahead 38–14 in 3rd Q) – NFC–WC
By Opponent:	12/20/14	Chargers win vs. San Diego, 38–35 (OT) (49ers ahead 28–7 in 2nd Q)

Held a 28–or–More Point Lead

By 49ers:	9/12/21	49ers win at Detroit, 41–33 (49ers ahead 38–10 in 3rd Q)
	1/29/95	49ers win vs. San Diego, 49–26 (49ers ahead 49–18 in 4th Q) – SB XXIX
By Opponent:	11/5/20	Packers win vs. Green Bay, 34–17 (Packers ahead 34–3 in 4th Q)
	1/4/87	Giants win at New York, 49–3 (Giants ahead 49–3 in 4th Q) – NFC–D

Held a 21–or–More Point Lead

By 49ers:	11/21/21	49ers win at Jacksonville, 30–10 (49ers ahead 30–3 in 4th Q)
	1/19/20	49ers win vs. Green Bay, 37–20 (49ers ahead 34–13 in 4th Q) – NFC–C
By Opponent:	11/7/21	Cardinals win vs. Arizona, 31–17 (Cardinals ahead 31–7 in 3rd Q)
	2/3/13	Ravens win vs. Baltimore, 34–31 (Ravens ahead 28–6 in 3rd Q) – SB XLVII

Scored 20–or–More Points in a Quarter

By 49ers:	11/28/21	49ers win vs. Minnesota, 34–26 (20 points, 3rd Q)
	1/19/20	49ers win vs. Green Bay, 37–20 (20 points, 2nd Q) – NFC–C
By Opponent:	1/3/21	Seahawks win vs. Seattle, 26–23 (20 points, 4th Q)
	2/2/20	Chiefs win at Kansas City, 31–20 (21 points, 4th Q) – SB LIV

Scored 20–or–More Points in a Half

By 49ers:	1/9/22	49ers win at Los Angeles Rams, 27–24 (OT) (21 points, 2nd half)
	1/19/20	49ers win vs. Green Bay, 37–20 (27 points, 1st half) – NFC–C
By Opponent:	12/23/21	Titans win at Tennessee, 20–17 (20 points, 2nd half)
	2/2/20	Chiefs win at Kansas City, 31–20 (21 points, 2nd half) – SB LIV

Held Opponent without a Touchdown

By 49ers:	10/25/20	49ers win at New England, 33–6 (2 FGs)
	12/29/96	49ers win vs. Philadelphia, 14–0 – NFC–WC
By Opponent:	10/20/19	Redskins loss at Washington, 0–9 (3 FGs)
	1/12/03	Buccaneers win at Tampa Bay, 31–6 (2 FGs) – NFC–D

Touchdowns Scored by Offense and Defense

By 49ers:	11/15/21	49ers win vs. Los Angeles Rams, 31–10 (3 offense, 1 defense)
	1/3/98	49ers win vs. Minnesota, 38–22 (4 offense, 1 defense) – NFC–D
By Opponent:	11/29/20	Rams loss at Los Angeles, 20–23 (1 offense, 1 defense)
	1/13/12	Packers loss vs. Green Bay, 31–45 (3 offense, 1 defense) – NFC–D

THE LAST TIME ...

TEAM TOTALS

Touchdowns Scored by Offense, Defense and Special Teams

By 49ers: 10/4/09 49ers win vs. St. Louis, 35–0 (2 offense, 2 defense, 1 special teams)
 By Opponent: 9/23/07 Steelers win at Pittsburgh, 37–16 (2 offense, 1 defense, 1 special teams)

Safety Scored

By 49ers: 10/28/18 Penalty on Josh Rosen enforced in the end zone at Arizona
 2/3/13 *Sam Koch ran out of bounds in end zone, forced by Chris Culliver vs. Baltimore – SB XLVII*
 By Opponent: 12/5/21 Carlos Dunlap sacked Jimmy Garoppolo in the end zone at Seattle

Successful Two Point Conversion

By 49ers: 10/31/21 Jimmy Garoppolo pass to Brandon Aiyuk at Chicago
 1/5/03 *Jeff Garcia pass to Terrell Owens vs. New York Giants – NFC–WC*
 By Opponent: 9/19/21 Kenneth Gainwell run at Philadelphia
 1/14/12 *Drew Brees pass to Darren Sproles vs. New Orleans – NFC–D*

Failed Two Point Conversion Attempt

By 49ers: 10/24/21 Pass failed from Jimmy Garoppolo to Brandon Aiyuk vs. Indianapolis
 2/3/13 *Pass failed from Colin Kaepernick to Randy Moss vs. Baltimore – SB XLVII*
 By Opponent: 11/28/21 Pass failed from Kirk Cousins to Justin Jefferson vs. Minnesota
 1/19/20 *Pass failed from Aaron Rodgers to Davante Adams vs. Green Bay – NFC–C*

OFFENSIVE TOTALS

500–or–More Total Net Yards of Offense

By 49ers: 12/8/19 49ers win at New Orleans, 48–46 (516; 162 rushing, 354 passing)
 1/12/13 *49ers win vs. Green Bay, 45–31 (579; 323 rushing, 256 passing) – NFC–D*
 By Opponent: 10/15/18 Packers win at Green Bay, 33–30 (521; 116 rushing, 405 passing)

400–or–More Total Net Yards of Offense

By 49ers: 1/9/22 49ers win at Los Angeles Rams, 27–24 (OT) (449; 135 rushing, 314 passing)
 2/3/13 *49ers loss vs. Baltimore, 31–34 (468; 182 rushing, 286 passing) – SB XLVII*
 By Opponent: 11/7/21 Cardinals win vs. Arizona, 31–17 (437; 163 rushing, 274 passing)
 1/20/13 *Falcons loss at Atlanta, 24–28 (477; 81 rushing, 396 passing) – NFC–C*

300–or–More Net Yards Rushing by Team

By 49ers: 12/20/14 49ers loss vs. Chargers, 35–38 (OT) (355)
 1/12/13 *49ers win vs. Green Bay, 45–31 (323) – NFC–D*
 By Opponent: 10/16/16 Bills win at Buffalo, 45–16 (312)

200–or–More Net Yards Rushing by Team

By 49ers: 11/28/21 49ers win vs. Minnesota, 34–26 (208)
 1/19/20 *49ers win vs. Green Bay, 37–20 (285) – NFC–C*
 By Opponent: 10/22/17 Cowboys win vs. Dallas, 40–10 (265)
 1/4/87 *Giants win at New York, 49–3 (216) – NFC–D*

Individual 200–Yard Rushing Game

By 49ers: 9/20/09 Frank Gore (16–207–2 TDs) vs. Seattle
 1/19/20 *Raheem Mostert (29–220–4 TDs) vs. Green Bay – NFC–C*
 By Opponent: 11/22/15 Thomas Rawls (30–209–1 TD) at Seattle

Individual 150–Yard Rushing Game

By 49ers: 12/26/20 Jeff Wilson Jr. (22–183) at Arizona
 1/19/20 *Raheem Mostert (29–220–4 TDs) vs. Green Bay – NFC–C*
 By Opponent: 11/5/17 Adrian Peterson (37–159) vs. Arizona
 1/4/87 *Joe Morris (24–159–2 TDs) at New York Giants – NFC–D*

Individual 100–Yard Rushing Game

By 49ers: 1/2/22 Elijah Mitchell (21–119) vs. Houston
 1/19/20 *Raheem Mostert (29–220–4 TDs) vs. Green Bay – NFC–C*
 By Opponent: 10/31/21 Justin Fields (10–103–1 TD) at Chicago
 2/2/20 *Damien Williams (17–104–1 TD) at Kansas City – SB LIV*

Two 100–Yard Rushers in the Same Game

By 49ers: 12/20/14 Frank Gore (26–158–1 TD) & Colin Kaepernick (7–151–1 TD) vs. San Diego
 1/12/13 *Colin Kaepernick (16–181–2 TDs) and Frank Gore (23–119–1 TD) vs. Green Bay – NFC–D*
 By Opponent: 11/8/53 Skeets Quinlan (11–119) & Tank Younger (12–101–1 TD) at Los Angeles Rams

THE LAST TIME ...

OFFENSIVE TOTALS

Consecutive 100–Yard Rushing Games

By 49ers:	10/24/21–10/31/21 1/19/14–1/19/20	Elijah Mitchell (18–107–1 TD) vs. Indianapolis; Elijah Mitchell (18–137–1 TD) at Chicago <i>Colin Kaepernick (11–130) at Seattle – NFC–C; Tevin Coleman (22–105–2 TDs) vs. Minnesota – NFC–D; Raheem Mostert (29–220–4 TDs) vs. Green Bay – NFC–C</i>
By Opponent:	10/24/21–10/31/21 12/31/83–1/8/84	Jonathan Taylor (18–107–1 TD) vs. Indianapolis; Justin Fields (10–103–1 TD) at Chicago <i>Billy Sims (20–114–2 TDs) vs. Detroit – NFC–D; John Riggins (36–123–2 TDs) at Washington – NFC–C</i>

Combined 200–Yard Rushing by Two Players

By 49ers:	12/26/20 1/19/20	201 by Jeff Wilson Jr. (22–183) and C.J. Beathard (3–18) at Arizona <i>263 by Raheem Mostert (29–220–4 TDs) and Deebo Samuel (2–43) vs. Green Bay – NFC–C</i>
By Opponent:	10/22/17	208 by Ezekiel Elliott (26–147–2 TDs) and Rod Smith (8–61) vs. Dallas

Individual with 30–or–More Carries

By 49ers:	10/30/11	Frank Gore (31–134) vs. Cleveland
By Opponent:	11/5/17 1/8/84	Adrian Peterson (37–159) vs. Arizona <i>John Riggins (36–123) at Washington – NFC–C</i>

Individual with 25–or–More Carries

By 49ers:	11/28/21 1/16/22	Elijah Mitchell (27–133–1 TD) vs. Minnesota <i>Elijah Mitchell (27–96–1 TD) at Dallas – NFC–WC</i>
By Opponent:	11/11/19 1/5/03	Chris Carson (25–89–1 TD) vs. Seattle <i>Tiki Barber (26–115) vs. New York Giants – NFC–WC</i>

Rushing Play of 80–or–More Yards

By 49ers:	9/20/20 1/1/89	80t, Raheem Mostert at New York Jets <i>80t, Roger Craig vs. Minnesota – NFC–D</i>
By Opponent:	12/9/07	84t, Chester Taylor vs. Minnesota

Rushing Play of 60–or–More Yards

By 49ers:	9/20/20 1/1/89	80t, Raheem Mostert at New York Jets <i>80t, Roger Craig vs. Minnesota – NFC–D</i>
By Opponent:	12/5/21	73t, Travis Homer at Seattle

Rushing Play of 40–or–More Yards

By 49ers:	11/28/21 1/19/14	49, Deebo Samuel vs. Minnesota <i>58, Colin Kaepernick at Seattle – NFC–C</i>
By Opponent:	12/5/21 1/19/14	73t, Travis Homer at Seattle <i>40t, Marshawn Lynch at Seattle – NFC–C</i>

Individual with Two–or–More Rushing Touchdowns

By 49ers:	11/28/21 1/19/20	Deebo Samuel (6–66–2 TDs) vs. Minnesota <i>Raheem Mostert (29–220–4 TDs) vs. Green Bay – NFC–C</i>
By Opponent:	11/7/21 1/12/03	James Conner (21–96–2 TDs) vs. Arizona <i>Mike Alstott (17–60–2 TDs) at Tampa Bay – NFC–D</i>

400 Net Yards Passing by Team

By 49ers:	11/17/19	49ers win vs. Arizona, 36–26 (408)
By Opponent:	10/15/18 1/14/12	Packers win at Green Bay, 33–30 (405) <i>Saints loss vs. New Orleans, 32–36 (435) – NFC–D</i>

300 Net Yards Passing by Team

By 49ers:	1/9/22 1/5/03	49ers win at Los Angeles Rams, 27–24 (OT) (314) <i>49ers win vs. New York Giants, 39–38 (356) – NFC–WC</i>
By Opponent:	12/21/21 1/30/22	Bengals loss at Cincinnati, 23–26 (OT) (311) <i>Rams win at Los Angeles, 20–17 (326) – NFC–C</i>

Individual with 50–or–More Pass Attempts

By 49ers:	10/7/18 1/6/96	C.J. Beathard (54–34–349–2 INTs–2 TDs) vs. Arizona <i>Steve Young (65–32–328–2 INTs–0 TDs) vs. Green Bay – NFC–D</i>
By Opponent:	9/12/21 1/22/12	Jared Goff (57–38–338–1 INT–3 TDs) at Detroit <i>Eli Manning (58–32–316–0 INTs–2 TDs) vs. New York Giants – NFC–C</i>

Individual with 40–or–More Pass Attempts

By 49ers:	12/12/21 1/14/12	Jimmy Garoppolo (41–27–296–0 INTs–2 TDs) at Cincinnati <i>Alex Smith (42–24–299–0 INTs–3 TDs) vs. New Orleans – NFC–D</i>
By Opponent:	11/15/21 1/30/22	Matthew Stafford (41–26–243–2 INTs–1 TD) vs. Los Angeles Rams <i>Matthew Stafford (45–31–337–1 INT–2 TDs) at Los Angeles Rams – NFC–C</i>

THE LAST TIME ...

OFFENSIVE TOTALS

Individual with 30-or-More Pass Completions

By 49ers:	11/17/19 1/6/96	Jimmy Garoppolo (45-34-424-2 INTs-4 TDs) vs. Arizona <i>Steve Young (65-32-328-2 INTs-0 TD) vs. Green Bay - NFC-D</i>
By Opponent:	12/5/21 1/30/22	Russell Wilson (37-30-231-1 INT-2 TDs) at Seattle <i>Matthew Stafford (45-31-337-1 INT-2 TDs) at Los Angeles Rams - NFC-C</i>

Individual with 25-or-More Pass Completions

By 49ers:	12/23/21 1/5/03	Jimmy Garoppolo (35-26-322-2 INTs-1 TD) at Tennessee <i>Jeff Garcia (44-27-331-1 INT-3 TDs) vs. New York Giants - NFC-WC</i>
By Opponent:	12/12/21 1/30/22	Joe Burrow (34-25-348-0 INTs-2 TDs) at Cincinnati <i>Matthew Stafford (45-31-337-1 INT-2 TDs) at Los Angeles Rams - NFC-C</i>

No Sacks Allowed

By 49ers:	12/19/21 1/30/22	49ers win vs. Atlanta, 31-13 (23 attempts - Jimmy Garoppolo; 1 attempt - Deebo Samuel) <i>49ers loss at Los Angeles Rams, 17-20 (30 attempts - Jimmy Garoppolo) - NFC-C</i>
By Opponent:	10/18/20 1/7/95	Rams loss vs. Los Angeles, 16-24 (38 attempts - Jared Goff) <i>Bears loss vs. Chicago, 15-44 (19 attempts - Steve Walsh) - NFC-D</i>

Individual 300-Yard Passing Game

By 49ers:	1/9/22 2/3/13	Jimmy Garoppolo (32-23-316-2 INTs-1 TD) at Los Angeles Rams <i>Colin Kaepernick (28-16-302-1 INT-1 TD) vs. Baltimore - SB XLVII</i>
By Opponent:	12/12/21 1/30/22	Joe Burrow (34-25-348-0 INTs-2 TDs) at Cincinnati <i>Matthew Stafford (45-31-337-1 INT-2 TDs) at Los Angeles Rams - NFC-C</i>

Consecutive 300-Yard Passing Games

By 49ers:	10/31/21-11/7/21	Jimmy Garoppolo (28-17-322-0 INTs-0 TDs) at Chicago; Jimmy Garoppolo (40-28-326-1 INT-2 TDs) vs. Arizona
By Opponent:	9/16/18-9/23/18 1/14/12-1/22/12	Matthew Stafford (53-34-347-0 INTs-3 TDs) vs. Detroit; Patrick Mahomes (38-24-314-0 INTs-3 TDs) at Kansas City <i>Drew Brees (63-40-462-2 INTs-4 TDs) vs. New Orleans - NFC-D; Eli Manning (58-32-316-0 INTs-2 TDs) vs. New York Giants - NFC-C</i>

Individual with Four-or-More Touchdown Passes

By 49ers:	12/8/19 1/29/95	Jimmy Garoppolo (35-26-349-1 INT-4 TDs) at New Orleans <i>Steve Young (36-24-325-0 INTs-6 TDs) at San Diego - SB XXIX</i>
By Opponent:	12/7/20 1/14/12	Josh Allen (40-32-375-0 INTs-4 TDs) vs. Buffalo <i>Drew Brees (63-40-462-2 INTs-4 TDs) vs. New Orleans - NFC-D</i>

Individual with Three-or-More Touchdown Passes

By 49ers:	12/7/20 1/14/12	Nick Mullens (39-26-316-2 INTs-3 TDs) vs. Buffalo <i>Alex Smith (42-24-299-0 INTs-3 TDs) vs. New Orleans - NFC-D</i>
By Opponent:	1/9/22 2/3/13	Matthew Stafford (32-21-238-2 INTs-3 TDs) at Los Angeles Rams <i>Joe Flacco (33-22-287-0 INTs-3 TDs) vs. Baltimore - SB XLVII</i>

Individual with 10-or-More Receptions

By 49ers:	12/12/21 1/6/96	George Kittle (13-151-1 TD) at Cincinnati <i>Jerry Rice (11-117) vs. Green Bay - NFC-D</i>
By Opponent:	12/23/21 1/30/22	A.J. Brown (11-145-1 TD) at Tennessee <i>Cooper Kupp (11-142-2 TDs) at Los Angeles Rams - NFC-C</i>

Individual with 150-Yard Receiving Game

By 49ers:	12/23/21 1/14/12	Deebo Samuel (9-159) at Tennessee <i>Vernon Davis (7-180-2 TDs) vs. New Orleans - NFC-D</i>
By Opponent:	11/5/20 1/20/13	Davante Adams (10-173-1 TD) vs. Green Bay <i>Julio Jones (11-182-2 TDs) at Atlanta - NFC-C</i>

Individual with 100-Yard Receiving Game

By 49ers:	1/9/22 1/12/14	Brandon Aiyuk (6-107) at Los Angeles Rams <i>Anquan Boldin (8-136) at Carolina - NFC-D</i>
By Opponent:	1/9/22 1/30/22	Cooper Kupp (7-118-1 TD) at Los Angeles Rams <i>Cooper Kupp (11-142-2 TDs) & Odell Beckham Jr. (9-113) at Los Angeles Rams - NFC-C</i>

Two 100-Yard Receivers in the Same Game

By 49ers:	10/7/12 2/3/13	Michael Crabtree (6-113-1 TD) & Vernon Davis (5-106) vs. Buffalo <i>Michael Crabtree (5-109-1 TD) & Vernon Davis (6-104) vs. Baltimore - SB XLVII</i>
By Opponent:	12/21/19 1/30/22	Tyler Higbee (9-104) & Robert Woods (8-117) vs. Los Angeles Rams <i>Cooper Kupp (11-142-2 TDs) & Odell Beckham Jr. (9-113) at Los Angeles Rams - NFC-C</i>

THE LAST TIME ...

OFFENSIVE TOTALS

Consecutive 100-Yard Receiving Games

By 49ers:	12/5/21–12/12/21 1/14/12–1/12/14	George Kittle (9–181–2 TDs) at Seattle; George Kittle (13–151–1 TD) at Cincinnati Vernon Davis (7–180–2 TDs) vs. New Orleans – NFC–D; V. Davis (3–112–2 TDs) vs. New York Giants – NFC–C; Michael Crabtree (9–119–2 TDs) vs. Green Bay – NFC–D; Vernon Davis (5–106–1 TD) at Atlanta –NFC–C; Michael Crabtree (5–109–1 TD) & Vernon Davis (6–104) vs. Baltimore – SB XLVII; Michael Crabtree (8–125) at Green Bay – NFC–WC; Anquan Boldin (8–136) at Carolina – NFC–D
By Opponent:	9/19/21–9/26/21 1/22/22–1/30/22	Quez Watkins (2–117) at Philadelphia; Davante Adams (12–132–1 TD) vs. Green Bay Aaron Jones (9–129) at Green Bay – NFC–D; Cooper Kupp (11–142–2 TDs) & Odell Beckham Jr. (9–113) at Los Angeles Rams – NFC–C

Pass Play of 80-or-More Yards

By 49ers:	10/31/21	83, Jimmy Garoppolo to Deebo Samuel at Chicago
By Opponent:	9/19/21	91, Jalen Hurts to Quez Watkins at Philadelphia

Pass Play of 60-or-More Yards

By 49ers:	10/31/21 1/22/12	83, Jimmy Garoppolo to Deebo Samuel at Chicago 73t, Alex Smith to Vernon Davis vs. New York Giants – NFC–C
By Opponent:	9/19/21 1/22/22	91, Jalen Hurts to Quez Watkins at Philadelphia 75, Aaron Rodgers to Aaron Jones at Green Bay – NFC–D

Pass Play of 40-or-More Yards

By 49ers:	1/9/22 1/12/14	43, Jimmy Garoppolo to Deebo Samuel at Los Angeles Rams 45, Colin Kaepernick to Anquan Boldin at Carolina – NFC–D
By Opponent:	12/23/21 1/22/22	46, Matthew Stafford to Cooper Kupp at Los Angeles Rams 75, Aaron Rodgers to Aaron Jones at Green Bay – NFC–D

Individual with Three-or-More Touchdown Receptions

By 49ers:	10/25/09 1/29/95	Vernon Davis (7–93–3 TDs) at Houston Jerry Rice (10–149–3 TDs) at San Diego – SB XXIX
By Opponent:	9/14/14 1/5/03	Brandon Marshall (5–48–3 TDs) vs. Chicago Amani Toomer (8–136–3 TDs) vs. New York Giants – NFC–WC

Individual with Two-or-More Touchdown Receptions

By 49ers:	1/9/22 1/12/13	Jauan Jennings (6–94–2 TDs) at Los Angeles Rams Michael Crabtree (9–119–2 TDs) vs. Green Bay – NFC–D
By Opponent:	1/9/22 1/30/22	Tyler Higbee (6–55–2 TDs) at Los Angeles Rams Cooper Kupp (11–142–2 TDs) at Los Angeles Rams – NFC–C

Led Team in Both Rushing and Receiving Yards in the Same Game

By 49ers:	9/13/20 1/30/22	Raheem Mostert (15–56 rushing, 4–95–1 TD receiving) vs. Arizona Deebo Samuel (7–26 rushing, 4–72–1 TD receiving) at Los Angeles Rams – NFC–C
By Opponent:	10/22/17 1/22/22	Ezekiel Elliott (26–147–2 TDs rushing, 1–72–1 TD receiving) vs. Dallas Aaron Jones (12–41 rushing, 9–129 receiving) at Green Bay – NFC–D

100-Yard Rusher & Receiver in the Same Game

By 49ers:	10/31/21 2/3/13	Elijah Mitchell (18–137–1 TD) & Deebo Samuel (6–171) at Chicago Frank Gore (19–110–1 TD), Michael Crabtree (5–109–1 TD) & Vernon Davis (6–104) vs. Baltimore – SB XLVII
By Opponent:	10/24/21 2/2/20	Jonathan Taylor (18–107–1 TD) & Michael Pittman Jr. (4–105–1 TD) vs. Indianapolis Damien Williams (17–104–1 TD) & Tyreek Hill (9–105) at Kansas City – SB LIV

100-Yard Rusher, 100-Yard Receiver & 300-Yard Passer in the Same Game

By 49ers:	10/31/21 2/3/13	Elijah Mitchell (18–137–1 TD) & Deebo Samuel (6–171) & Jimmy Garoppolo (28–17–322–0 INTs–0 TDs) at Chicago Frank Gore (19–110–1 TD), Michael Crabtree (5–109–1 TD), Vernon Davis (6–104) & Colin Kaepernick (28–16–302–1 INT–1 TD) vs. Baltimore – SB XLVII
By Opponent:	9/18/16 1/5/03	Fozzy Whittaker (16–100), Kelvin Benjamin (7–108–2 TDs), Greg Olsen (5–122–1 TD) & Cam Newton (40–24–353–1 INT–4 TDs) at Carolina Tiki Barber (26–115–1 TD), Amani Toomer (8–136–3 TDs) & Kerry Collins (43–29–342–1 INT–4 TDs) vs. New York Giants – NFC–WC

Individual with at Least One Rushing and One Receiving Touchdown in the Same Game

By 49ers:	11/15/21 1/29/95	Deebo Samuel (5–36–1 TD rushing, 5–97–1 TD receiving) vs. Los Angeles Rams Ricky Watters (15–47–1 TD rushing, 3–61–2 TDs receiving) at San Diego – SB XXIX
By Opponent:	11/7/21 2/2/20	James Conner (21–96–2 TDs rushing, 5–77–1 TD receiving) vs. Arizona Damien Williams (17–104–1 TD rushing, 4–29–1 TD receiving) at Kansas City – SB LIV

THE LAST TIME ...

OFFENSIVE TOTALS

Individual with at Least One Rushing Touchdown and One Touchdown Pass in the Same Game

By 49ers:	1/9/22	Deebo Samuel (1–1–24–0 INTs–1 TD passing, 8–45–1 TD rushing) at Los Angeles Rams
	1/12/14	Colin Kaepernick (28–15–196–0 INTs–1 TD passing, 8–15–1 TD rushing) at Carolina – NFC–D
By Opponent:	10/31/21	Justin Fields (27–19–175 –1 INT–1 TD passing, 10–103–1 TD rushing) at Chicago
	2/2/20	Patrick Mahomes (42–26–286–2 INTs–2 TDs passing, 9–29–1 TD rushing) at Kansas City – SB LIV

No Turnovers

By 49ers:	12/12/21	49ers win at Cincinnati, 26–23 (OT)
	1/19/20	49ers win vs. Green Bay, 37–20 – NFC–C
By Opponent:	12/23/21	Titans win at Tennessee, 20–17
	1/5/14	Packers loss at Green Bay, 20–23 – NFC–WC

Touchdown Scored on First Drive

By 49ers:	12/23/21	49ers loss at Tennessee, 17–20
	1/16/22	49ers win at Dallas, 23–17 – NFC–WC
By Opponent:	12/5/21	Seahawks win at Seattle, 30–23
	1/22/22	Packers loss vs. Green Bay, 10–13 – NFC–D

DEFENSIVE TOTALS

Held Opponent Under 200 Net Yards of Total Offense

By 49ers:	12/13/20	49ers loss vs. Washington, 15–23 (193; 98 rushing, 95 passing)
	1/11/20	49ers win vs. Minnesota, 27–10 (147; 21 rushing, 126 passing) – NFC–D
By Opponent:	12/4/16	Bears win at Chicago, 26–6 (147; 141 rushing, 6 passing)
	1/4/97	Packers win at Green Bay, 35–14 (196; 68 rushing, 128 passing) – NFC–D

Held Opponent Under 300 Net Yards of Total Offense

By 49ers:	1/9/22	49ers win at Los Angeles Rams, 27–24 (OT) (265; 64 rushing, 201 passing)
	1/22/22	49ers win at Green Bay, 13–10 (263; 67 rushing, 196 passing) – NFC–D
By Opponent:	10/24/21	Colts win vs. Indianapolis, 30–18 (280; 111 rushing, 169 passing)
	1/30/22	Rams win at Los Angeles, 20–17 (282; 50 rushing, 232 passing) – NFC–C

Held Opponent Under 50 Yards Rushing

By 49ers:	9/15/19	49ers win at Cincinnati, 41–17 (25)
	1/11/20	49ers win vs. Minnesota, 27–10 (21) – NFC–D
By Opponent:	11/7/21	Cardinals win vs. Arizona, 31–17 (39)
	1/11/98	Packers win vs. Green Bay, 23–10 (33) – NFC–C

Held Opponent Under 75 Yards Rushing

By 49ers:	1/9/22	49ers win at Los Angeles Rams, 27–24 (OT) (64)
	1/22/22	49ers win at Green Bay, 13–10 (67) – NFC–D
By Opponent:	12/5/21	Seahawks win at Seattle, 30–23 (71)
	1/30/22	Rams win at Los Angeles, 20–17 (50) – NFC–C

Held Opponent Under 100 Yards Rushing

By 49ers:	1/9/22	49ers win at Los Angeles Rams, 27–24 (OT) (64)
	1/30/22	49ers loss at Los Angeles Rams, 20–17 (70) – NFC–C
By Opponent:	12/23/21	Titans win at Tennessee, 20–17 (83)
	1/30/22	Rams win at Los Angeles, 20–17 (50) – NFC–C

Held Opponent Under 100 Net Yards Passing

By 49ers:	12/13/20	49ers loss vs. Washington, 15–23 (95)
	1/4/97	49ers loss at Green Bay, 35–14 (71) – NFC–D
By Opponent:	9/17/17	Seahawks win at Seattle, 12–9 (89)
	1/19/20	Packers loss vs. Green Bay, 20–37 (69) – NFC–C

Held Opponent Under 150 Net Yards Passing

By 49ers:	1/2/22	49ers win vs. Houston, 23–7 (136)
	1/11/20	49ers win vs. Minnesota, 27–10 (126) – NFC–D
By Opponent:	10/11/20	Dolphins win vs. Miami, 43–17 (128)
	1/22/22	Packers loss at Green Bay, 10–13 (106) – NFC–D

Interception Return for a Touchdown

By 49ers:	11/15/21	Jimmie Ward, 27 (QB Matthew Stafford) vs. Los Angeles Rams
	1/3/98	Ken Norton, 23 (QB Randall Cunningham) vs. Minnesota – NFC–D
By Opponent:	12/13/20	Kamren Curl, 76 (QB Nick Mullens) vs. Washington
	1/12/13	Sam Shields, 52 (QB Colin Kaepernick) vs. Green Bay – NFC–D

THE LAST TIME ...

DEFENSIVE TOTALS

Individual with Three-or-More Interceptions

By 49ers: 10/8/06 Walt Harris (1–Andrew Walter, 2–Marcus Tuiasosopo) vs. Oakland
 By Opponent: 11/20/77 Bill Simpson (1–Scott Bull, 2–Jim Plunkett) vs. Los Angeles Rams

Individual with Two-or-More Interceptions

By 49ers: 11/15/21 Jimmie Ward (2 – QB Matthew Stafford) vs. Los Angeles Rams
 1/15/95 *Eric Davis (2 – QB Troy Aikman) vs. Dallas – NFC–C*
 By Opponent: 12/30/18 Cory Littleton (2 – QB Nick Mullens) at Los Angeles Rams
 1/9/99 *William White (2 – QB Steve Young) at Atlanta – NFC–D*

Seven-or-More Sacks by Team

By 49ers: 10/27/19 49ers win vs. Carolina, 51–13 (7)
 1/6/85 *49ers win vs. Chicago, 23–0 (9) – NFC–C*
 By Opponent: 10/21/18 Rams win vs. Los Angeles Rams, 39–10 (7)

Six-or-More Sacks by Team

By 49ers: 10/27/19 49ers win vs. Carolina, 51–13 (7)
 1/11/20 *49ers win vs. Minnesota, 27–10 (6) – NFC–D*
 By Opponent: 12/21/19 Rams loss vs. Los Angeles, 31–34 (6)

Five-or-More Sacks by Team

By 49ers: 1/9/22 49ers win at Los Angeles Rams, 27–24 (OT) (5)
 1/22/22 *49ers win at Green Bay, 13–10 (5) – NFC–D*
 By Opponent: 11/7/21 Cardinals win vs. Arizona, 31–17 (5)

Individual with Three-or-More Sacks

By 49ers: 10/27/19 Nick Bosa (3.0 of QB Kyle Allen) vs. Carolina
 1/9/93 *Pierce Holt (3.0 of QB Mark Rypien) vs. Washington – NFC–D*
 By Opponent: 11/7/21 Markus Golden (3.0 of QB Jimmy Garoppolo) vs. Arizona
 1/17/93 *Tony Casillas (3.0 of QB Steve Young) vs. Dallas – NFC–C*

Individual with Two-or-More Sacks

By 49ers: 1/9/22 Arik Armstead (2.5 of QB Matthew Stafford) at Los Angeles Rams
 1/22/22 *Arik Armstead (2.0 of QB Aaron Rodgers) & Nick Bosa (2.0 of QB Aaron Rodgers) at Green Bay – NFC–D*
 By Opponent: 11/7/21 Markus Golden (3.0 of QB Jimmy Garoppolo) vs. Arizona
 1/22/22 *Rashan Gary (2.0 of QB Jimmy Garoppolo) at Green Bay – NFC–D*

Fumble Recovered for Touchdown

By 49ers: 11/17/19 D.J. Reed Jr. recovered a Larry Fitzgerald fumble and returned it 4 yards vs. Arizona
 12/26/71 *Bob Hoskins recovered a Bruce Gossett fumble in end zone vs. Washington – NFC–D*
 By Opponent: 12/13/20 Chase Young recovered a Nick Mullens fumble and returned it 47 yards vs. Washington
 1/4/97 *Antonio Freeman recovered an Edgar Bennet fumble in end zone at Green Bay – NFC–D*

SPECIAL TEAMS TOTALS

Kickoff Return for a Touchdown

By 49ers: 12/16/18 Richie James, 97 yards vs. Seattle
 1/11/98 *Chuck Levy, 95 yards vs. Green Bay – NFC–C*
 By Opponent: 11/28/21 Kene Nwangwu, 99 yards vs. Minnesota
 2/3/13 *Jacoby Jones, 108 yards vs. Baltimore – SB XLVII*

Kickoff Return for a Touchdown on the Opening Kickoff

By 49ers: 11/10/08 Allen Rossum, 104 yards at Arizona
 12/23/72 *Vic Washington, 97 yards vs. Dallas – NFC–D*
 By Opponent: (could not find an instance when it occurred)

Punt Return for a Touchdown

By 49ers: 9/11/11 Ted Ginn Jr., 55 yards vs. Seattle
 By Opponent: 12/3/17 Tarik Cohen, 61 yards at Chicago
 1/4/97 *Desmond Howard, 71 yards at Green Bay – NFC–D*

THE LAST TIME ...

SPECIAL TEAMS TOTALS

Blocked Punt Recovered for Touchdown

By 49ers:	10/3/10	Taylor Mays recovered Michael Koenen's punt (blocked by Dominique Zeigler) in the end zone at Atlanta
	1/22/22	<i>Talanoa Hufanga recovered Corey Bojorquez's punt (blocked by Jordan Willis) and returned it 6 yds. at Green Bay – NFC–D</i>
By Opponent:	9/28/14	Brad Smith recovered Andy Lee's punt (blocked by Trey Burton) in the end zone vs. Philadelphia

Blocked Punt

By 49ers:	9/14/14	Aaron Lynch blocked Patrick O'Donnell's punt vs. Chicago
	1/22/22	<i>Jordan Willis blocked Corey Bojorquez's punt at Green Bay – NFC–D</i>
By Opponent:	9/13/20	Ezekiel Turner blocked Mitch Wishnowsky's punt vs. Arizona
	12/16/71	<i>Jon Jaqua blocked Steve Spurrier's punt vs. Washington – NFC–D</i>

Blocked PAT

By 49ers:	10/18/20	Dion Jordan blocked a PAT attempt by Samuel Sloman vs. Los Angeles Rams
By Opponent:	12/24/17	Jalen Myrick blocked a PAT attempt by Robbie Gould vs. Jacksonville

Missed (not blocked) PAT

By 49ers:	12/5/21	Robbie Gould at Seattle
By Opponent:	11/28/21	Greg Joseph vs. Minnesota

Blocked Field Goal

By 49ers:	9/19/21	Javon Kinlaw blocked a 47-yard attempt by Jake Elliott at Philadelphia
	1/22/22	<i>Jimmie Ward blocked a 39-yard attempt by Mason Crosby at Green Bay – NFC–D</i>
By Opponent:	12/1/19	Marlon Humphrey blocked a 51-yard attempt by Robbie Gould at Baltimore

Blocked Field Goal returned for a TD

By 49ers:	9/27/09	Nate Clements, 59-yard return after Ray McDonald blocked a 44-yard attempt by Ryan Longwell at Minnesota
By Opponent:	12/23/12	Richard Sherman, 90-yard return after Red Bryant blocked a 21-yard attempt by David Akers at Seattle

Individual with Five-or-More Field Goals

By 49ers:	12/17/17	Robbie Gould (6–6) vs. Tennessee
By Opponent:	10/11/20	Jason Sanders (5–5) vs. Miami
	1/20/91	<i>Matt Bahr (5–6) vs. New York Giants – NFC–C</i>

Individual with Four-or-More Field Goals

By 49ers:	10/31/21	Joey Slye (4–5) at Chicago
	1/24/82	<i>Ray Werschling (4–4) at Cincinnati – SB XVII</i>
By Opponent:	10/11/20	Jason Sanders (5–5) vs. Miami
	1/20/91	<i>Matt Bahr (5–6) vs. New York Giants – NFC–C</i>

Individual with Three-or-More Field Goals

By 49ers:	1/2/22	Robbie Gould (3–3) vs. Houston
	1/16/22	<i>Robbie Gould (3–3) at Dallas – NFC–WC</i>
By Opponent:	12/12/21	Evan McPherson (3–4) at Cincinnati
	1/19/14	<i>Steven Hauschka (3–3) at Seattle – NFC–C</i>

Successful Onside Kick

By 49ers:	9/21/17	Robbie Gould kick recovered by Raheem Mostert vs. Los Angeles Rams (4th Q)
By Opponent:	9/12/21	Austin Seibert kick recovered by Godwin Igwebuike at Detroit (4th Q)

Failed Onside Kick Attempt

By 49ers:	10/3/21	Mitch Wishnowsky kick recovered by Freddie Swain vs. Seattle (4th Q)
By Opponent:	11/15/21	Matt Gay kick recovered by Ross Dwelley vs. Los Angeles Rams (4th Q)
	1/19/20	<i>Mason Crosby kick recovered by Mark Nzeocha vs. Green Bay (4th Q) – NFC–C</i>

National Football League Game Summary

NFL Copyright © 2022 by The National Football League. All rights reserved. This summary and play-by-play is for the express purpose of assisting media in their coverage of the game; any other use of this material is prohibited without the written permission of the National Football League.

Date: Friday, 8/12/2022

Green Bay Packers at San Francisco 49ers

Start Time: 8:35 PM PDT

at Levi's Stadium, Santa Clara, CA

Game Day Weather

Temp: 77° F (25.0° C) Humidity: 45%, Wind: North 15 mph

Outdoor Weather: ,

Played Open Stadium on Turf: Natural Grass

Officials		
Referee: Martin, Clay (19)	Umpire: Bryan, Fred (11)	Down Judge: Phillips, Jerod (6)
Line Judge: Chaka, Maia (100)	Field Judge: Coleman, James (95)	Side Judge: Hawkshaw, Dave (107)
Back Judge: Wilson, Greg (119)	Replay Official: Matoren, Brian (0)	

Lineups			
Green Bay Packers			
Offense		Defense	
TE 84 T.Davis	DE 96 J.Heflin	WR 15 J.Jennings	DL 75 J.Willis
TE 81 J.Deguara	NT 93 T.Slaton	TE 47 T.Kroft	DT 99 J.Kinlaw
LT 73 Y.Nijman	DE 60 C.Slayton	LT 68 C.McKivitz	DL 90 K.Givens
LG 76 J.Runyan	OLB 53 J.Garvin	LG 65 A.Banks	DL 92 K.Hyder
C 71 J.Myers	ILB 58 I.McDuffie	C 64 J.Brendel	LB 40 M.McCrary-Ball
RG 67 J.Hanson	ILB 7 Q.Walker	RG 74 S.Burford	LB 45 D.Flannigan-Fowles
RT 70 R.Newman	OLB 40 T.Galeai	RT 69 M.McGlinchey	LB 48 O.Burks
WR 87 R.Doubs	CB 22 S.Jean-Charles	WR 17 M.Turner	DB 33 T.Moore
WR 88 J.Winfree	CB 37 R.Gafford	QB 5 T.Lance	CB 20 A.Thomas
QB 10 J.Love	S 36 V.Scott	FB 40 J.Hokit	CB 24 K.Hollman
RB 39 T.Goodson	S 6 D.Leavitt	RB 28 T.Sermon	S 29 T.Hufanga

Substitutions		Substitutions	
WR 5 I.Hyman, WR 8 Am.Rodgers, P 16 P.O'Donnell, QB 19 D.Etling, WR 20 D.Davis, S 24 T.Carpenter, CB 25 K.Nixon, RB 27 P.Taylor, S 30 S.Davis, RB 34 D.Williams, RB 35 B.Baylor, LB 41 E.Brooks, CB 43 K.Thomas, LB 44 T.Summers, K 45 G.Brkc, S 46 M.Abernathy, LB 47 C.Manac, TE 47 A.Mack, CB 48 K.Ento, LB 49 K.Jones, OL 50 Z.Tom, LB 51 K.Barnes, LB 55 K.Enagbare, LS 56 J.Coco, LB 57 R.Wilborn, C 61 T.Clary, C 65 M.Menet, T 72 C.Jones, T/G 75 S.Rhyan, T/G 78 C.Van Lanen, TE 80 S.Cannella, WR 83 S.Toure, DL 98 A.Byers, DL 99 J.Ford		WR 3 R.McCloud, WR 6 M.Johnson, QB 7 N.Sudfeld, K 9 R.Gould, WR 13 K.Johnson, QB 14 B.Purdy, P 18 M.Wishnowsky, RB 23 J.Hasty, CB 26 S.Womack, CB 27 D.Johnson, S 30 G.Odum, CB 31 D.Dennard, RB 32 T.Davis-Price, CB 36 T.Castro-Fields, DB 38 D.Lenoir, S 41 T.Hawkins, RB 41 J.Mason, CB 43 Q.Knight, LS 46 T.Pepper, LB 47 J.Gemmel, LB 49 S.Olubi, TE 49 T.Fumagalli, DL 53 K.Turay, DL 55 T.Laulile, DL 58 A.Barrett, LB 59 C.Robinson, OL 60 D.Brunskill, C 61 D.West, OL 62 J.Poe, OL 63 N.Zakelj, OL 66 K.Sutherland, OL 67 J.Skule, DL 77 K.Atkins, DL 78 A.Spence, OL 78 S.Schlueter, OL 79 J.Mills, WR 81 A.Mack, TE 82 R.Dwellely, WR 83 T.Martin, TE 84 T.Hudson, WR 86 D.Gray, DL 95 D.Jackson, DL 96 R.Nkemdiche	

Did Not Play		Did Not Play	
K 2 M.Crosby, WR 9 C.Watson, WR 11 S.Watkins, QB 12 A.Rodgers, WR 13 A.Lazard, WR 18 R.Cobb, CB 21 E.Stokes, CB 23 J.Alexander, S 26 D.Savage, RB 28 A.Dillon, CB 29 R.Douglas, S 31 A.Amos, RB 32 K.Hill, RB 33 A.Jones, CB 34 D.Vaughn, S 38 I.Gaines, TE 49 D.Dafney, LB 52 R.Gary, LB 54 L.Hamilton, LB 56 R.Ramsey, LB 59 D.Campbell, T 63 R.Walker, C 64 C.Schneider, T 69 D.Bakhtiari, G 74 E.Jenkins, G 77 G.Moore, TE 85 R.Tonyan, WR 86 M.Taylor, TE 89 M.Lewis, DL 90 J.Reed, LB 91 P.Smith, DL 94 D.Lowry, DL 95 D.Wyatt, DL 97 K.Clark		DB 1 J.Ward, CB 2 J.Verrett, CB 4 E.Moseley, QB 10 J.Garoppolo, WR 11 B.Aiyuk, CB 14 K.Crawley, WR 18 W.Snead, WR 19 D.Samuel, RB 22 J.Wilson, RB 25 E.Mitchell, CB 35 C.Ward, FB 44 K.Juszczyk, LB 51 A.Al-Shaair, LB 54 F.Warner, DL 56 S.Ebukam, LB 57 D.Greenlaw, T 71 T.Williams, OL 76 J.Moore, T 77 A.Gutierrez, TE 85 G.Kittle, TE 89 C.Woerner, DL 91 A.Armstead, DL 93 K.Davis, DL 94 C.Omenihu, DL 97 N.Bosa, DL 98 H.Ridgeway	

Not Active		Not Active	
------------	--	------------	--

Field Goals (made () & missed)						
G.Brkc	32WL	R.Gould	(50) (31)			
		1	2	3	4	OT
VISITOR:	Green Bay Packers	7	7	0	7	0
HOME:	San Francisco 49ers	10	10	0	8	0
						Total
						21
						28

Scoring Plays						Visitor	Home
Team	Qtr	Time	Play Description (Extra Point) (Drive Info)				
49ers	1	9:07	R.Gould 50 yd. Field Goal (9-27, 4:21)			0	3

National Football League Game Summary

NFL Copyright © 2022 by The National Football League. All rights reserved. This summary and play-by-play is for the express purpose of assisting media in their coverage of the game; any other use of this material is prohibited without the written permission of the National Football League.

Packers	1	5:44	R.Doubs 33 yd. pass from J.Love (G.Brkc kick) (8-80, 3:23)	7	3
49ers	1	4:03	D.Gray 76 yd. pass from T.Lance (R.Gould kick) (3-77, 1:41)	7	10
49ers	2	14:54	R.McCloud 39 yd. pass from N.Sudfeld (R.Gould kick) (1-39, 0:06)	7	17
49ers	2	3:18	R.Gould 31 yd. Field Goal (4-4, 2:01)	7	20
Packers	2	0:42	D.Davis 33 yd. pass from J.Love (G.Brkc kick) (9-75, 2:36)	14	20
Packers	4	12:53	Am.Rodgers 22 yd. pass from D.Etling (G.Brkc kick) (6-67, 2:44)	21	20
49ers	4	7:58	T.Hudson 5 yd. pass from B.Purdy (B.Purdy-K.Johnson pass) (11-69, 4:55)	21	28
Paid Attendance: 58,861				Time: 3:05	

Green Bay Packers vs San Francisco 49ers
8/12/2022 at Levi's Stadium

Final Individual Statistics

Green Bay Packers									San Francisco 49ers								
RUSHING						RUSHING						RUSHING					
	ATT	YDS	AVG	LG	TD		ATT	YDS	AVG	LG	TD		ATT	YDS	AVG	LG	TD
T.Goodson	12	37	3.1	7	0	T.Davis-Price	10	36	3.6	10	0	T.Davis-Price	10	36	3.6	10	0
D.Williams	3	29	9.7	25	0	J.Hasty	5	36	7.2	14	0	J.Hasty	5	36	7.2	14	0
J.Love	4	24	6.0	12	0	J.Mason	6	30	5.0	9	0	J.Mason	6	30	5.0	9	0
B.Baylor	7	19	2.7	5	0	T.Sermon	6	11	1.8	6	0	T.Sermon	6	11	1.8	6	0
D.Etling	4	18	4.5	13	0	T.Lance	1	7	7.0	7	0	T.Lance	1	7	7.0	7	0
P.Taylor	3	10	3.3	6	0	N.Sudfeld	1	0	0.0	0	0	N.Sudfeld	1	0	0.0	0	0
Am.Rodgers	1	4	4.0	4	0	B.Purdy	3	-4	-1.3	-1	0	B.Purdy	3	-4	-1.3	-1	0
Total	34	141	4.1	25	0	Total	32	116	3.6	14	0	Total	32	116	3.6	14	0
PASSING									PASSING								
	ATT	CMP	YDS	SK/YD	TD	LG	IN	RT		ATT	CMP	YDS	SK/YD	TD	LG	IN	RT
J.Love	24	13	176	0/0	2	33	3	66.0	N.Sudfeld	11	8	103	2/15	1	39	0	132.0
D.Etling	8	6	123	1/3	1	68	0	156.2	B.Purdy	6	3	36	0/0	1	22	0	108.3
									T.Lance	5	4	92	1/4	1	76	0	158.3
Total	32	19	299	1/3	3	68	3	82.7	Total	22	15	231	3/19	3	76	0	142.2
PASS RECEIVING									PASS RECEIVING								
	TAR	REC	YDS	AVG	LG	TD				TAR	REC	YDS	AVG	LG	TD		
R.Doubs	7	3	45	15.0	33	1	R.McCloud	4	4	63	15.8	39	1				
S.Toure	4	3	42	14.0	23	0	D.Gray	4	2	99	49.5	76	1				
J.Winfree	3	3	27	9.0	12	0	T.Hudson	2	2	27	13.5	22	1				
B.Baylor	2	2	75	37.5	68	0	J.Hasty	1	1	11	11.0	11	0				
D.Davis	2	2	45	22.5	33	1	A.Mack	3	1	9	9.0	9	0				
T.Goodson	3	2	24	12.0	23	0	M.Turner	2	1	8	8.0	8	0				
J.Deguara	3	2	12	6.0	8	0	T.Sermon	1	1	5	5.0	5	0				
Am.Rodgers	2	1	22	22.0	22	1	J.Hokit	2	1	4	4.0	4	0				
I.Hyman	1	1	7	7.0	7	0	R.Dwelley	1	1	3	3.0	3	0				
T.Davis	2	0	0	0.0	0	0	K.Johnson	1	1	2	2.0	2	0				
P.Taylor	2	0	0	0.0	0	0	T.Davis-Price	1	0	0	0.0	0	0				
D.Williams	1	0	0	0.0	0	0											
Total	32	19	299	15.7	68	3	Total	22	15	231	15.4	76	3				
INTERCEPTIONS									INTERCEPTIONS								
	NO	YDS	AVG	LG	TD					NO	YDS	AVG	LG	TD			
						S.Womack	2	50	25.0	50	0						
						M.McCrary-Ball	1	57	57.0	57	0						
Total	0	0	0	0	0	Total	3	107	35.7	57	0						
PUNTING									PUNTING								
	NO	YDS	AVG	NET	TB	IN20	LG		NO	YDS	AVG	NET	TB	IN20	LG		
P.O'Donnell	2	88	44.0	40.5	0	0	46	M.Wishnowsky	4	167	41.8	40.0	0	2	54		
Total	2	88	44.0	40.5	0	0	46	Total	4	167	41.8	40.0	0	2	54		
PUNT RETURNS									PUNT RETURNS								
	NO	YDS	AVG	FC	LG	TD			NO	YDS	AVG	FC	LG	TD			
I.Hyman	1	7	7.0	1	7	0	K.Johnson	1	7	7.0	0	7	0				
Am.Rodgers	0	0	0.0	1	0	0	R.McCloud	0	0	0.0	1	0	0				
[DOWNED]	1	0	0.0	0	0	0											
Total	1	7	7.0	2	7	0	Total	1	7	7.0	1	7	0				
KICKOFF RETURNS									KICKOFF RETURNS								
	NO	YDS	AVG	FC	LG	TD			NO	YDS	AVG	FC	LG	TD			
Am.Rodgers	2	69	34.5	0	50	0	J.Hasty	2	28	14.0	0	28	0				
R.Gafford	1	20	20.0	0	20	0	M.Johnson	1	26	26.0	0	26	0				
T.Goodson	1	19	19.0	0	19	0	J.Mason	1	15	15.0	0	15	0				
[TOUCHBACK]	2	0	0.0	0	0	0											
Total	4	108	27.0	0	50	0	Total	4	69	17.3	0	28	0				

Green Bay Packers

FUMBLES	FUM	LOST	OWN-REC	YDS	TD	FORCED	OPP-REC	YDS	TD	OUT-BDS
D.Leavitt	0	0	0	0	0	1	0	0	0	0
K.Barnes	0	0	0	0	0	0	1	11	0	0
Total	0	0	0	0	0	1	1	11	0	0

Final Individual Statistics

San Francisco 49ers**FUMBLES**

	FUM	LOST	OWN-REC	YDS	TD	FORCED	OPP-REC	YDS	TD	OUT-BDS
N.Sudfeld	1	0	1	-9	0	0	0	0	0	0
R.McCloud	1	1	0	0	0	0	0	0	0	0
Total	2	1	1	-9	0	0	0	0	0	0

Green Bay Packers vs San Francisco 49ers
8/12/2022 at Levi's Stadium

Final Team Statistics

	Visitor Packers	Home 49ers
TOTAL FIRST DOWNS	19	17
By Rushing	6	8
By Passing	9	6
By Penalty	4	3
THIRD DOWN EFFICIENCY	6-15-40.0%	7-14-50.0%
FOURTH DOWN EFFICIENCY	2-3-66.7%	0-0-0.0%
TOTAL NET YARDS	437	328
Total Offensive Plays (inc. times thrown passing)	67	57
Average gain per offensive play	6.5	5.8
NET YARDS RUSHING	141	116
Total Rushing Plays	34	32
Average gain per rushing play	4.1	3.6
Tackles for a loss-number and yards	2-8	2-5
NET YARDS PASSING	296	212
Times thrown - yards lost attempting to pass	1-3	3-19
Gross yards passing	299	231
PASS ATTEMPTS-COMPLETIONS-HAD INTERCEPTED	32-19-3	22-15-0
Avg gain per pass play (inc.# thrown passing)	9.0	8.5
KICKOFFS Number-In End Zone-Touchbacks	4-1-0	6-2-2
PUNTS Number and Average	2-44.0	4-41.8
Had Blocked	0	0
FGs - PATs Had Blocked	0-0	0-0
Net Punting Average	40.5	40.0
TOTAL RETURN YARDAGE (Not Including Kickoffs)	7	114
No. and Yards Punt Returns	1-7	1-7
No. and Yards Kickoff Returns	4-108	4-69
No. and Yards Interception Returns	0-0	3-107
PENALTIES Number and Yards	8-69	6-44
FUMBLES Number and Lost	0-0	2-1
TOUCHDOWNS	3	3
Rushing	0	0
Passing	3	3
EXTRA POINTS Made-Attempts	3-3	3-3
Kicking Made-Attempts	3-3	2-2
Passing Made-Attempts	0-0	1-1
FIELD GOALS Made-Attempts	0-1	2-2
RED ZONE EFFICIENCY	0-2-0%	1-3-33%
GOAL TO GO EFFICIENCY	0-1-0%	1-2-50%
SAFETIES	0	0
FINAL SCORE	21	28
TIME OF POSSESSION	31:36	28:24

Ball Possession And Drive Chart

Green Bay Packers

#	Time Recd	Time Lost	Time Poss	How Ball Obtained	Drive Began	# Play	Yds Gain	Yds Pen	Net Yds	1st Down	Last Scrm	How Given Up
1	15:00	13:28	1:32	Kickoff	GB 11	3	6	0	6	0	GB 17	Punt
2	9:07	5:44	3:23	Kickoff	GB 20	8	80	0	80	3	SF 33	Touchdown
3	4:03	0:00	4:03	Kickoff	SF 46	7	28	4	32	3	* SF 14	Interception
4	14:54	12:16	2:38	Kickoff	GB 25	6	15	15	30	2	SF 45	Interception
5	10:55	5:19	5:36	Punt	GB 20	9	45	-10	35	2	SF 45	Interception
6	3:18	0:42	2:36	Kickoff	GB 25	9	70	5	75	3	SF 33	Touchdown
7	0:06	0:00	0:06	Fumble	GB 41	1	3	0	3	0	GB 41	End of Half
8	12:42	8:43	3:59	Punt	GB 9	7	82	-5	77	1	* SF 14	Missed FG
9	4:15	2:48	1:27	Punt	GB 18	3	4	0	4	0	GB 22	Punt
10	0:37	12:53	2:44	Punt	GB 33	6	67	0	67	3	SF 22	Touchdown
11	7:58	4:26	3:32	Kickoff	GB 20	9	37	0	37	2	SF 43	Downs

(276) Average GB 25

San Francisco 49ers

#	Time Recd	Time Lost	Time Poss	How Ball Obtained	Drive Began	# Play	Yds Gain	Yds Pen	Net Yds	1st Down	Last Scrm	How Given Up
1	13:28	9:07	4:21	Punt	SF 41	9	27	0	27	2	GB 32	Field Goal
2	5:44	4:03	1:41	Kickoff	SF 23	3	77	0	77	1	SF 24	Touchdown
3	15:00	14:54	0:06	Interception	GB 39	1	39	0	39	1	GB 39	Touchdown
4	12:16	10:55	1:21	Interception	SF 41	3	4	0	4	0	SF 45	Punt
5	5:19	3:18	2:01	Interception	GB 16	4	4	0	4	0	* GB 12	Field Goal
6	0:42	0:06	0:36	Kickoff	SF 5	6	46	15	61	3	GB 48	Fumble
7	15:00	12:42	2:18	Kickoff	SF 37	3	6	0	6	0	SF 43	Punt
8	8:43	4:15	4:28	Missed FG	SF 22	7	35	-5	30	2	GB 48	Punt
9	2:48	0:37	2:11	Punt	SF 39	3	-14	-5	-19	0	SF 20	Punt
10	12:53	7:58	4:55	Kickoff	SF 31	11	69	0	69	4	* GB 5	Touchdown
11	4:26	0:00	4:26	Downs	SF 43	9	26	19	45	4	* GB 11	End of Game

(427) Average SF 39

* inside opponent's 20

Time of Possession by Quarter

Visitor	Home	1st	2nd	3rd	4th	OT	Total
Green Bay Packers	San Francisco 49ers	8:58	10:56	6:03	5:39		31:36
		6:02	4:04	8:57	9:21		28:24

Kickoff Drive No.-Start Average

Packers: 6 - GB 26 49ers: 4 - SF 24

Green Bay Packers vs San Francisco 49ers
8/12/2022 at Levi's Stadium

Final Defensive Statistics

Green Bay Packers	Regular Defensive Plays											Special Teams					Misc			
	TKL	AST	COMB	SK	/ YDS	TFL	Q	IN	PD	FF	FR	TKL	AST	FF	FR	BL	TKL	AST	FF	FR
I.McDuffie	3	3	6	0	0	1	0	0	0	0	0	0	0	0	0	0	0	0	0	0
C.Slayton	3	3	6	0	0	1	0	0	0	0	0	0	0	0	0	0	0	0	0	0
K.Jones	3	2	5	1	3	1	1	0	0	0	0	0	0	0	0	0	0	0	0	0
J.Heflin	4	0	4	0	0	1	0	0	0	0	0	0	0	0	0	0	0	0	0	0
T.Carpenter	3	1	4	0	0	0	0	0	0	0	0	1	0	0	0	0	0	0	0	0
D.Leavitt	3	0	3	0	0	0	0	0	0	1	0	0	0	0	0	0	0	0	0	0
K.Enagbare	2	1	3	1	12	1	2	0	0	0	0	0	0	0	0	0	0	0	0	0
T.Galeai	2	0	2	1	4	1	1	0	0	0	0	0	0	0	0	0	0	0	0	0
R.Gafford	2	0	2	0	0	0	0	0	1	0	0	0	0	0	0	0	0	0	0	0
K.Ento	2	0	2	0	0	0	0	0	1	0	0	0	0	0	0	0	0	0	0	0
K.Nixon	2	0	2	0	0	0	0	0	0	0	0	0	0	0	0	0	0	0	0	0
T.Summers	2	0	2	0	0	0	0	0	0	0	0	0	0	0	0	0	0	0	0	0
M.Abernathy	2	0	2	0	0	0	0	0	0	0	0	0	0	0	0	0	0	0	0	0
K.Thomas	1	1	2	0	0	0	0	0	1	0	0	2	0	0	0	0	0	0	0	0
K.Barnes	1	1	2	0	0	0	0	0	0	0	1	0	0	0	0	0	0	0	0	0
J.Ford	0	2	2	0	0	0	0	0	0	0	0	0	0	0	0	0	0	0	0	0
S.Jean-Charles	1	0	1	0	0	0	0	0	0	0	0	1	0	0	0	0	0	0	0	0
T.Slaton	1	0	1	0	0	0	0	0	0	0	0	0	0	0	0	0	0	0	0	0
E.Brooks	0	1	1	0	0	0	0	0	0	0	0	0	1	0	0	0	0	0	0	0
A.Byers	0	1	1	0	0	0	0	0	0	0	0	0	0	0	0	0	0	0	0	0
R.Wilborn	0	1	1	0	0	0	0	0	0	0	0	0	0	0	0	0	0	0	0	0
T.Davis	0	0	0	0	0	0	0	0	0	0	0	0	0	0	0	0	1	0	0	0
Y.Nijman	0	0	0	0	0	0	0	0	0	0	0	0	0	0	0	0	1	0	0	0
Total	37	17	54	3	19	6	4	0	3	1	1	4	1	0	0	0	2	0	0	0

TKL = Tackle AST = Assist COMB = Combined QH=QB Hit IN = Interception PD = Pass Defense FF = Forced Fumble FR = Fumble Recovery

Green Bay Packers vs San Francisco 49ers
8/12/2022 at Levi's Stadium

Final Defensive Statistics

San Francisco 49ers	Regular Defensive Plays											Special Teams					Misc			
	TKL	AST	COMB	SK	/ YDS	TFL	QH	IN	PD	FF	FR	TKL	AST	FF	FR	BL	TKL	AST	FF	FR
O.Burks	6	2	8	0	0	0	0	0	0	0	0	0	0	0	0	0	0	0	0	0
K.Hollman	5	0	5	0	0	0	0	0	1	0	0	0	0	0	0	0	0	0	0	0
D.Johnson	4	0	4	1	3	1	0	0	0	0	0	0	0	0	0	0	0	0	0	0
A.Thomas	4	0	4	0	0	0	0	0	0	0	0	0	0	0	0	0	0	0	0	0
K.Turay	3	1	4	0	0	0	0	0	0	0	0	0	0	0	0	0	0	0	0	0
C.Robinson	3	0	3	0	0	1	0	0	0	0	0	0	1	0	0	0	0	0	0	0
T.Hawkins	3	0	3	0	0	0	0	0	0	0	0	0	0	0	0	0	0	0	0	0
M.McCrary-Ball	2	1	3	0	0	0	0	1	1	0	0	1	0	0	0	0	0	0	0	0
G.Odum	2	1	3	0	0	0	0	0	0	0	0	0	1	0	0	0	0	0	0	0
D.Lenoir	2	1	3	0	0	0	0	0	0	0	0	0	0	0	0	0	0	0	0	0
K.Hyder	0	3	3	0	0	0	0	0	0	0	0	0	0	0	0	0	0	0	0	0
D.Flannigan-Fowles	2	0	2	0	0	0	0	0	0	0	0	0	0	0	0	0	0	0	0	0
R.Nkemdiche	2	0	2	0	0	1	0	0	0	0	0	0	0	0	0	0	0	0	0	0
J.Willis	1	1	2	0	0	0	0	0	0	0	0	0	0	0	0	0	0	0	0	0
A.Spence	1	1	2	0	0	0	0	0	0	0	0	0	0	0	0	0	0	0	0	0
J.Gemmel	1	1	2	0	0	0	0	0	0	0	0	0	0	0	0	0	0	0	0	0
D.Dennard	1	0	1	0	0	0	0	0	0	0	0	0	0	0	0	0	0	0	0	0
T.Hufanga	1	0	1	0	0	0	0	0	0	0	0	0	0	0	0	0	0	0	0	0
A.Barrett	1	0	1	0	0	0	0	0	0	0	0	0	0	0	0	0	0	0	0	0
T.Moore	1	0	1	0	0	0	0	0	0	0	0	0	0	0	0	0	0	0	0	0
Q.Knight	1	0	1	0	0	0	0	0	0	0	0	0	0	0	0	0	0	0	0	0
T.Laulile	1	0	1	0	0	0	0	0	0	0	0	0	0	0	0	0	0	0	0	0
S.Womack	0	0	0	0	0	0	0	2	2	0	0	0	0	0	0	0	0	0	0	0
D.Jackson	0	0	0	0	0	0	0	0	1	0	0	0	0	0	0	0	0	0	0	0
R.Gould	0	0	0	0	0	0	0	0	0	0	0	1	0	0	0	0	0	0	0	0
T.Martin	0	0	0	0	0	0	0	0	0	0	0	1	0	0	0	0	0	0	0	0
J.Hasty	0	0	0	0	0	0	0	0	0	0	0	0	0	0	0	0	1	0	0	0
N.Sudfeld	0	0	0	0	0	0	0	0	0	0	0	0	0	0	0	0	0	0	0	1
Total	47	12	59	1	3	3	0	3	5	0	0	3	2	0	0	0	1	0	0	1

Green Bay Packers vs San Francisco 49ers
8/12/2022 at Levi's Stadium

First Half Summary

PERIOD SCORES			TIME OF POSSESSION		
Packers	7	7 = 14	Packers	19:54	
49ers	10	10 = 20	49ers	10:06	

Scoring Plays					
Team	Qtr	Time	Play Description (Extra Point) (Drive Info)	Visitor	Home
49ers	1	9:07	R.Gould 50 yd. Field Goal (9-27, 4:21)	0	3
Packers	1	5:44	R.Doubs 33 yd. pass from J.Love (G.Brkcic kick) (8-80, 3:23)	7	3
49ers	1	4:03	D.Gray 76 yd. pass from T.Lance (R.Gould kick) (3-77, 1:41)	7	10
49ers	2	14:54	R.McCloud 39 yd. pass from N.Sudfeld (R.Gould kick) (1-39, 0:06)	7	17
49ers	2	3:18	R.Gould 31 yd. Field Goal (4-4, 2:01)	7	20
Packers	2	0:42	D.Davis 33 yd. pass from J.Love (G.Brkcic kick) (9-75, 2:36)	14	20

	Green Bay Packers	San Francisco 49ers
TOTAL FIRST DOWNS	13	7
First Downs Rushing-Passing-by Penalty	3 - 6 - 4	2 - 4 - 1
THIRD DOWN EFFICIENCY	4-10-40.0%	3-6-50.0%
TOTAL NET YARDS	247	197
Total Offensive Plays	43	24
NET YARDS RUSHING	71	23
NET YARDS PASSING	176	174
Gross Yards Passing	176	181
Times thrown-yards lost attempting to pass	0-0	2-7
Pass Attempts-Completions-Had Intercepted	24 - 13 - 3	12 - 9 - 0
Punts-Number and Average	1 - 42.0	1 - 35.0
Penalties-Number and Yards	5 - 45	4 - 34
Fumbles-Number and Lost	0 - 0	1 - 1
Red Zone Efficiency	0-1-0%	0-1-0%
Average Drive Start	GB 28	SF 42

Green Bay Packers										San Francisco 49ers															
RUSHING					ATT	YDS	AVG	LG	TD	RUSHING					ATT	YDS	AVG	LG	TD						
T.Goodson					12	37	3.1	7	0	T.Sermon					6	11	1.8	6	0						
J.Love					4	24	6.0	12	0	T.Lance					1	7	7.0	7	0						
P.Taylor					3	10	3.3	6	0	T.Davis-Price					2	4	2.0	2	0						
										J.Hasty					1	1	1.0	1	0						
Total					19	71	3.7	12	0	Total					10	23	2.3	7	0						
PASSING					ATT	CMP	YDS	SK/YD	TD	LG	IN	RT	PASSING					ATT	CMP	YDS	SK/YD	TD	LG	IN	RT
J.Love					24	13	176	0/0	2	33	3	66.0	N.Sudfeld					7	5	89	1/3	1	39	0	153.3
													T.Lance					5	4	92	1/4	1	76	0	158.3
Total					24	13	176	0/0	2	33	3	66.0	Total					12	9	181	2/7	2	76	0	156.2
PASS RECEIVING					TAR	REC	YDS	AVG	LG	TD	PASS RECEIVING					TAR	REC	YDS	AVG	LG	TD				
R.Doubs					7	3	45	15.0	33	1	R.McCloud					4	4	63	15.8	39	1				
J.Winfree					3	3	27	9.0	12	0	D.Gray					4	2	99	49.5	76	1				
D.Davis					2	2	45	22.5	33	1	J.Hasty					1	1	11	11.0	11	0				
T.Goodson					3	2	24	12.0	23	0	T.Sermon					1	1	5	5.0	5	0				
J.Deguarra					3	2	12	6.0	8	0	R.Dwelley					1	1	3	3.0	3	0				
S.Toure					1	1	23	23.0	23	0	M.Turner					1	0	0	0.0	0	0				
T.Davis					2	0	0	0.0	0	0															
P.Taylor					2	0	0	0.0	0	0															
Am.Rodgers					1	0	0	0.0	0	0															
Total					24	13	176	13.5	33	2	Total					12	9	181	20.1	76	2				

Green Bay Packers	Regular Defensive Plays	Special Teams	Misc
-------------------	-------------------------	---------------	------

8/12/2022 at Levi's Stadium

[illegible][illegible]

Play By Play

First Quarter

8/12/2022

SF wins the coin toss and elects to defer. GB elects to Receive, and SF elects to defend the north goal.

R.Gould kicks 64 yards from SF 35 to GB 1. R.Gafford to GB 26 for 25 yards.

PENALTY on GB, Offensive Holding, 10 yards, enforced at GB 21.

Green Bay Packers at 15:00, (1st play from scrimmage 14:55)

1-10-GB 11 (14:55) (Shotgun) T.Goodson left guard to GB 16 for 5 yards (D.Flannigan-Fowles).
 2-5-GB 16 (14:21) T.Goodson left guard to GB 17 for 1 yard (O.Burks).
 3-4-GB 17 (13:39) (Shotgun) J.Love pass incomplete deep left to J.Deguar. R1
 4-4-GB 17 (13:35) P.O'Donnell punts 42 yards to SF 41, Center-P.O'Donnell, fair catch by R.McCloud. R2

San Francisco 49ers at 13:28

1-10-SF 41 (13:28) T.Sermon left end to SF 43 for 2 yards (S.Jean-Charles).
 2-8-SF 43 (12:49) T.Lance scrambles left guard to 50 for 7 yards (I.McDuffie).
 3-1-50 (12:14) T.Sermon right guard to GB 47 for 3 yards (J.Heflin).
1-10-GB 47 (11:38) T.Lance pass short right to R.McCloud to GB 39 for 8 yards (R.Gafford).
 2-2-GB 39 (11:12) T.Sermon right guard to GB 33 for 6 yards (J.Heflin).
1-10-GB 33 (10:32) T.Sermon right tackle to GB 35 for -2 yards (I.McDuffie).
 2-12-GB 35 (9:58) (Shotgun) T.Lance pass short left to R.Dwelle to GB 32 for 3 yards (K.Nixon). 0 yac
 3-9-GB 32 (9:17) (Shotgun) T.Lance pass incomplete short right to D.Gray.
 4-9-GB 32 **(9:12) R.Gould 50 yard field goal is GOOD, Center-T.Pepper, Holder-M.Wishnowsky.**

GB 0 SF 3, 9 plays, 27 yards, 4:21 drive, 5:53 elapsed

R.Gould kicks 64 yards from SF 35 to GB 1. Am.Rodgers to GB 20 for 19 yards (G.Odum; C.Robinson). QB 10

Green Bay Packers at 9:07, (1st play from scrimmage 9:03)

1-10-GB 20 (9:03) (Shotgun) J.Love pass incomplete short left to T.Goodson.
 2-10-GB 20 (9:00) (Shotgun) J.Love left end to GB 32 for 12 yards (A.Thomas). R1
1-10-GB 32 (8:28) T.Goodson right tackle to GB 36 for 4 yards (K.Hollman).
 2-6-GB 36 (7:48) (Shotgun) J.Love pass short right to T.Goodson to SF 41 for 23 yards (K.Hollman). P2
1-10-SF 41 (7:11) J.Love pass incomplete deep right to R.Doubs.
 2-10-SF 41 (7:06) (Shotgun) J.Love pass short right to J.Winfree to SF 33 for 8 yards (K.Hollman). 3 YAC
 3-2-SF 33 (6:29) T.Goodson right guard to SF 33 for no gain (K.Turay).
 4-2-SF 33 **(5:49) (Shotgun) J.Love pass deep right to R.Doubs for 33 yards, TOUCHDOWN.** P3
 G.Brkc extra point is GOOD, Center-J.Coco, Holder-P.O'Donnell.

GB 7 SF 3, 8 plays, 80 yards, 3:23 drive, 9:16 elapsed

G.Brkc kicks 68 yards from GB 35 to SF -3. M.Johnson to SF 23 for 26 yards (S.Jean-Charles).

San Francisco 49ers at 5:44, (1st play from scrimmage 5:38)

1-10-SF 23 (5:38) (Shotgun) T.Lance sacked at SF 19 for -4 yards (T.Galeai).
 2-14-SF 19 (4:56) (Shotgun) T.Lance pass short left to T.Sermon to SF 24 for 5 yards (I.McDuffie). 9 YAC
 3-9-SF 24 **(4:13) (Shotgun) T.Lance pass deep left to D.Gray for 76 yards, TOUCHDOWN. 42-YAC** P3
 R.Gould extra point is GOOD, Center-T.Pepper, Holder-M.Wishnowsky.

GB 7 SF 10, 3 plays, 77 yards, 1:41 drive, 10:57 elapsed

R.Gould kicks 61 yards from SF 35 to GB 4. Am.Rodgers to SF 46 for 50 yards (R.Gould).

Green Bay Packers at 4:03, (1st play from scrimmage 3:54)

1-10-SF 46 (3:54) J.Love pass incomplete short left to R.Doubs.
 2-10-SF 46 (3:48) (Shotgun) J.Love pass short right to R.Doubs to SF 37 for 9 yards (D.Lenoir). 2 YAC
 3-1-SF 37 (3:06) (Shotgun) P.Taylor right guard to SF 37 for no gain (K.Hyder; J.Willis). P4
 4-1-SF 37 (2:21) J.Love pass short left to J.Deguar to SF 33 for 4 yards (D.Dennard).
1-10-SF 33 (1:42) J.Love pass short right to J.Deguar to SF 25 for 8 yards (O.Burks).
 2-2-SF 25 (1:05) T.Goodson left tackle to SF 18 for 7 yards (T.Hufanga). R5
PENALTY on SF-D.Flannigan-Fowles, Face Mask, 9 yards, enforced at SF 18. X6
1-9-SF 9 (:41) T.Goodson left guard to SF 7 for 2 yards (D.Dennard).
PENALTY on GB, Illegal Shift, 5 yards, enforced at SF 9 - No Play.
 1-14-SF 14 (:13) (Shotgun) J.Love pass short right intended for T.Davis INTERCEPTED by M.McCrary-Ball at SF 4. M.McCrary-Ball to GB 39 for 57 yards (T.Davis).

Green Bay Packers vs San Francisco 49ers at Levi's Stadium

END OF QUARTER

	Score	Time	First Downs				Efficiencies	
		Poss	R	P	X	T	3 Down	4 Down
Green Bay Packers	7	8:58	2	3	1	6	0/3	2/2
San Francisco 49ers	10	6:02	2	1	0	3	2/3	0/0

Second Quarter

8/12/2022

Play By Play

San Francisco 49ers continued.

San Francisco 49ers at 15:00

1-10-GB 39(15:00) N.Sudfeld pass deep middle to R.McCloud for 39 yards, TOUCHDOWN.

P4

R.Gould extra point is GOOD, Center-T.Pepper, Holder-M.Wishnowsky.

GB 7 SF 17, 1 plays, 39 yards, 0:06 drive, 0:06 elapsed

R.Gould kicks 65 yards from SF 35 to end zone, Touchback.

Green Bay Packers at 14:54

1-10-GB 25(14:54) PENALTY on GB-T.Goodson, False Start, 5 yards, enforced at GB 25 - No Play.

1-15-GB 20(14:52) (Shotgun) J.Love pass short left to R.Doubs pushed ob at GB 23 for 3 yards (A.Thomas). 0 YAC

2-12-GB 23(14:18) (Shotgun) T.Goodson up the middle to GB 25 for 2 yards (D.Flannigan-Fowles).

3-10-GB 25(13:35) (Shotgun) J.Love pass incomplete deep left to R.Doubs (A.Thomas).

PENALTY on SF-A.Thomas, Illegal Contact, 5 yards, enforced at GB 25 - No Play.

X7

1-10-GB 30(13:29) (Shotgun) J.Love left end pushed ob at GB 35 for 5 yards (O.Burks).

PENALTY on SF-O.Burks, Face Mask, 15 yards, enforced at GB 35.

X8

1-10-50(13:04) T.Goodson right end to SF 45 for 5 yards (M.McCrary-Ball; O.Burks).

2-5-SF 45(12:25) J.Love pass incomplete deep right to T.Davis (D.Jackson).

3-5-SF 45(12:21) (Shotgun) J.Love pass short left to R.Doubs to SF 41 for 4 yards (S.Womack). 0 YAC

San Francisco challenged the pass completion ruling, and the play was REVERSED.

(Shotgun) J.Love pass short left intended for R.Doubs INTERCEPTED by S.Womack at SF 41. S.Womack to SF 41 for no gain.

San Francisco 49ers at 12:16

1-10-SF 41(12:16) T.Davis-Price left guard to SF 43 for 2 yards (T.Galeai, K.Barnes).

2-8-SF 43(11:47) T.Davis-Price right guard to SF 45 for 2 yards (T.Slaton).

3-6-SF 45(11:06) N.Sudfeld pass incomplete short left to D.Gray.

4-6-SF 45(11:01) M.Wishnowsky punts 35 yards to GB 20, Center-T.Pepper, fair catch by Am.Rodgers.

Green Bay Packers at 10:55

1-10-GB 20(10:55) J.Love pass incomplete short right to R.Doubs (K.Hollman).

2-10-GB 20(10:50) (Shotgun) J.Love pass short right to J.Winfree to GB 27 for 7 yards (O.Burks). 2 YAC

3-3-GB 27(10:10) (Shotgun) J.Love pass short middle to J.Winfree to GB 39 for 12 yards (A.Thomas). 0 YAC

P9

1-10-GB 39(9:25) T.Goodson left end to GB 46 for 7 yards (M.McCrary-Ball, O.Burks).

2-3-GB 46(8:44) J.Love scrambles left end to 50 for 4 yards (D.Jackson).

PENALTY on GB-J.Hanson, Offensive Holding, 10 yards, enforced at GB 46 - No Play.

2-13-GB 36(8:14) (Shotgun) J.Love pass short right to D.Davis to GB 48 for 12 yards (K.Hollman). 1 YAC

3-1-GB 48(7:28) (Shotgun) T.Goodson up the middle to SF 47 for 5 yards (A.Barrett).

R10

1-10-SF 47(6:46) T.Goodson right tackle to SF 46 for 1 yard (K.Turay, A.Spence).

2-9-SF 46(6:07) (Shotgun) J.Love pass short right to T.Goodson to SF 45 for 1 yard (O.Burks).

3-8-SF 45(5:31) (Shotgun) J.Love pass short middle intended for Am.Rodgers INTERCEPTED by S.Womack at SF 34. S.Womack to GB 16 for 50 yards (Y.Nijman).

Penalty on GB-J.Hanson, Illegal Use of Hands, declined.

San Francisco 49ers at 5:19

1-10-GB 16(5:19) N.Sudfeld pass short right to R.McCloud to GB 14 for 2 yards (K.Nixon).

2-8-GB 14(4:40) T.Sermon right guard to GB 9 for 5 yards (D.Leavitt).

3-3-GB 9(4:03) (Shotgun) T.Sermon up the middle to GB 12 for -3 yards (J.Heflin).

4-6-GB 12(3:23) R.Gould 31 yard field goal is GOOD, Center-T.Pepper, Holder-M.Wishnowsky.

GB 7 SF 20, 4 plays, 4 yards, 2:01 drive, 11:42 elapsed

R.Gould kicks 65 yards from SF 35 to end zone, Touchback.

Green Bay Packers at 3:18

1-10-GB 25(3:18) T.Goodson up the middle to GB 30 for 5 yards (O.Burks).

2-5-GB 30(2:42) T.Goodson right tackle to GB 25 for -5 yards (R.Nkemdiche).

Two-Minute Warning

3-10-GB 25(2:00) (Shotgun) J.Love scrambles up the middle to GB 29 for 4 yards (G.Odum).

Penalty on SF-A.Thomas, Defensive Holding, declined.

PENALTY on SF-K.Hollman, Defensive Holding, 5 yards, enforced at GB 29.

X11

Green Bay Packers vs San Francisco 49ers at Levi's Stadium

<u>1-10-GB 34</u>	(1:48) (Shotgun) P.Taylor up the middle to GB 38 for 4 yards (J.Willis).	
2-6-GB 38	(1:34) (No Huddle, Shotgun) J.Love pass incomplete short left to P.Taylor.	
3-6-GB 38	(1:28) (Shotgun) J.Love pass short middle to S.Toure to SF 39 for 23 yards (T.Moore).	P12
	<i>Penalty on SF-K.Arkins, Illegal Use of Hands, declined.</i>	
<u>1-10-SF 39</u>	(1:01) (Shotgun) P.Taylor right end to SF 33 for 6 yards (K.Turay).	
2-4-SF 33	(:54) (Shotgun) J.Love pass incomplete right to P.Taylor.	
3-4-SF 33	(:49) J.Love pass deep right to D.Davis for 33 yards, TOUCHDOWN.	P13
	G.Brkc extra point is GOOD, Center-J.Coco, Holder-P.O'Donnell.	

GB 14 SF 20, 9 plays, 75 yards, 1 penalty, 2:36 drive, 14:18 elapsed

G.Brkc kicks 60 yards from GB 35 to SF 5. J.Hasty MUFFS catch, ball out of bounds at SF 5.

San Francisco 49ers at 0:42, (1st play from scrimmage 0:41)

1-10-SF 5	(:41) (Shotgun) J.Hasty right guard to SF 6 for 1 yard (K.Barnes).	
	<i>PENALTY on GB-R.Wilborn, Face Mask, 15 yards, enforced at SF 6.</i>	X5
<u>1-10-SF 21</u>	(:34) (Shotgun) N.Sudfeld pass short right to J.Hasty pushed ob at SF 32 for 11 yards (D.Leavitt).	P6
<u>1-10-SF 32</u>	(:28) N.Sudfeld sacked at SF 29 for -3 yards (K.Jones).	
	Timeout #1 by SF at 00:22.	
2-13-SF 29	(:20) (Shotgun) N.Sudfeld pass incomplete deep left to M.Turner (R.Gafford).	
3-13-SF 29	(:17) N.Sudfeld pass deep middle to D.Gray to GB 48 for 23 yards (R.Gafford).	P7
	Timeout #2 by SF at 00:13.	
<u>1-10-GB 48</u>	(:13) (Shotgun) N.Sudfeld pass short middle to R.McCloud to GB 34 for 14 yards (D.Leavitt). FUMBLES (D.Leavitt), RECOVERED by GB-K.Barnes at GB 30. K.Barnes to GB 41 for 11 yards (J.Hasty). GB-D.Leavitt was injured during the play. The Replay Official reviewed the fumble ruling, and the play was Upheld. The ruling on the field stands.	

Green Bay Packers at 0:06

1-10-GB 41	(:06) (Shotgun) J.Love scrambles left end to GB 44 for 3 yards (A.Thomas).
------------	--

END OF QUARTER

	Score	Time Poss	First Downs				Efficiencies	
			R	P	X	T	3 Down	4 Down
Green Bay Packers	14	10:56	1	3	3	7	4/7	0/0
San Francisco 49ers	20	4:04	0	3	1	4	1/3	0/0

Third Quarter

8/12/2022

Play By Play

SF elects to Receive, and GB elects to defend the North goal.

G.Brkcic kicks 56 yards from GB 35 to SF 9. J.Hasty pushed ob at SF 37 for 28 yards (T.Carpenter). GB-R.Wilborn was injured during the play.

San Francisco 49ers at 15:00, (1st play from scrimmage 14:54)

- 1-10-SF 37 (14:54) N.Sudfeld pass short right to J.Hokit pushed ob at SF 41 for 4 yards (K.Jones). 2 YAC
- 2-6-SF 41 (14:14) T.Davis-Price left end to SF 41 for no gain (C.Slayton).
- 3-6-SF 41 (13:27) (Shotgun) N.Sudfeld pass short left to K.Johnson to SF 43 for 2 yards (T.Carpenter). 0 YAC
- 4-4-SF 43 (12:50) M.Wishnowsky punts 48 yards to GB 9, Center-T.Pepper, fair catch by I.Hyman.

Green Bay Packers at 12:42

- 1-10-GB 9 (12:42) B.Baylor up the middle to GB 10 for 1 yard (R.Nkemdiche).
- 2-9-GB 10 (12:09) (Shotgun) D.Etling pass short right to I.Hyman to GB 17 for 7 yards (M.McCrary-Ball).
- 3-2-GB 17 (11:33) (Shotgun) D.Etling pass short right to B.Baylor to SF 15 for 68 yards (D.Lenoir). 55 YAC
- 1-10-SF 15 (10:45) B.Baylor right end to SF 10 for 5 yards (K.Hyder; D.Lenoir). GB-S.Rhyan was injured during the play.
- 2-5-SF 10 (10:19) (Shotgun) B.Baylor up the middle to SF 6 for 4 yards (A.Spence, K.Hyder).
- 3-1-SF 6 (9:41) D.Etling sacked ob at SF 9 for -3 yards (D.Johnson).
- 4-4-SF 9 (9:13) (Shotgun) D.Etling scrambles right end pushed ob at SF 5 for 4 yards (R.Nkemdiche).
PENALTY on GB-D.Davis, Offensive Offside, 5 yards, enforced at SF 9 - No Play.
- 4-9-SF 14 (8:45) G.Brkcic 32 yard field goal is No Good, Wide Left, Center-J.Coco, Holder-P.O'Donnell.

P14

San Francisco 49ers at 8:43

- 1-10-SF 22 (8:43) T.Davis-Price up the middle to SF 23 for 1 yard (T.Summers, J.Ford).
- 2-9-SF 23 (8:01) N.Sudfeld pass short left to M.Turner to SF 31 for 8 yards (K.Thomas).
- 3-1-SF 31 (7:26) T.Davis-Price left guard to SF 34 for 3 yards (K.Thomas; I.McDuffie).
- 1-10-SF 34 (6:45) T.Davis-Price up the middle to SF 44 for 10 yards (K.Ento).
- 1-10-SF 44 (6:07) T.Davis-Price right tackle to SF 44 for no gain (K.Jones, I.McDuffie).
- 2-10-SF 44 (5:34) *PENALTY on SF, False Start, 5 yards, enforced at SF 44 - No Play.*
- 2-15-SF 39 (5:13) J.Hasty up the middle to GB 48 for 13 yards (T.Carpenter).
- 3-2-GB 48 (4:31) N.Sudfeld pass incomplete deep right to A.Mack (K.Thomas).
- 4-2-GB 48 (4:26) M.Wishnowsky punts 30 yards to GB 18, Center-T.Pepper, downed by SF-J.Mason.

R8

R9

Green Bay Packers at 4:15

- 1-10-GB 18 (4:15) B.Baylor right tackle to GB 15 for -3 yards (C.Robinson, J.Gemmel).
- 2-13-GB 15 (3:37) (Shotgun) D.Etling pass incomplete short right to S.Toure.
- 3-13-GB 15 (3:34) (Shotgun) D.Etling pass short right to B.Baylor to GB 22 for 7 yards (G.Odum). 9 YAC
- 4-6-GB 22 (2:57) P.O'Donnell punts 46 yards to SF 32, Center-J.Coco. K.Johnson pushed ob at SF 39 for 7 yards (K.Thomas).

San Francisco 49ers at 2:48

- 1-10-SF 39 (2:48) T.Davis-Price up the middle to SF 46 for 7 yards (C.Slayton; I.McDuffie).
- 2-3-SF 46 (2:13) *PENALTY on SF-J.Poe, False Start, 5 yards, enforced at SF 46 - No Play.*
- 2-8-SF 41 (1:51) (Shotgun) N.Sudfeld FUMBLES (Aborted) at SF 41, and recovers at SF 32. N.Sudfeld to SF 32 for no gain (C.Slayton). Fumble charged to QB.
- 3-17-SF 32 (1:10) (Shotgun) N.Sudfeld sacked at SF 20 for -12 yards (K.Enagbare).
- 4-29-SF 20 (:50) M.Wishnowsky punts 54 yards to GB 26, Center-T.Pepper. I.Hyman to GB 33 for 7 yards (T.Martin). 23 YAC

Green Bay Packers at 0:37

- 1-10-GB 33 (:37) D.Williams left end to GB 36 for 3 yards (Q.Knight).

END OF QUARTER

	Score	Time Poss	First Downs				Efficiencies	
			R	P	X	T	3 Down	4 Down
Green Bay Packers	14	6:03	0	1	0	1	1/3	0/0
San Francisco 49ers	20	8:57	2	0	0	2	1/4	0/0

Fourth Quarter

8/12/2022

Play By Play

Green Bay Packers continued.

2-7-GB 36	(15:00) D.Williams left guard pushed ob at SF 39 for 25 yards (T.Hawkins).	R15
<u>1-10-SF 39</u>	(14:26) Am.Rodgers left end to SF 35 for 4 yards (J.Gommel).	
2-6-SF 35	(13:59) D.Etling pass short right to S.Toure to SF 23 for 12 yards (C.Robinson). 13 YAC	P16
<u>1-10-SF 23</u>	(13:36) D.Williams up the middle to SF 22 for 1 yard (D.Johnson).	
2-9-SF 22	(13:01) (Shotgun) D.Etling pass short left to Am.Rodgers for 22 yards, TOUCHDOWN.	P17
	G.Brkc extra point is GOOD, Center-J.Coco, Holder-P.O'Donnell.	

GB 21 SF 20, 6 plays, 67 yards, 2:44 drive, 2:07 elapsed
--

G.Brkc kicks 49 yards from GB 35 to SF 16. J.Mason to SF 31 for 15 yards (K.Thomas, E.Brooks).

San Francisco 49ers at 12:53, (1st play from scrimmage 12:49)

1-10-SF 31	(12:49) B.Purdy pass incomplete deep left to A.Mack (K.Ento).	
2-10-SF 31	(12:43) (Shotgun) B.Purdy pass incomplete short left to T.Davis-Price.	
3-10-SF 31	(12:39) (Shotgun) B.Purdy pass short left to T.Hudson to GB 47 for 22 yards (M.Abernathy) [K.Enagbare].	P10
	Penalty on GB-R.Wilborn, Illegal Contact, declined. 7 YAC	
<u>1-10-GB 47</u>	(12:14) J.Hasty right guard to GB 40 for 7 yards (A.Byers; K.Jones).	
2-3-GB 40	(11:35) J.Hasty left guard to GB 39 for 1 yard (J.Heflin).	
3-2-GB 39	(10:53) J.Hasty left guard to GB 25 for 14 yards (K.Ento).	R11
<u>1-10-GB 25</u>	(10:16) B.Purdy pass short left to A.Mack pushed ob at GB 16 for 9 yards (T.Carpenter). 0 YAC	
2-1-GB 16	(9:38) T.Davis-Price right tackle to GB 7 for 9 yards (M.Abernathy).	R12
<u>1-7-GB 7</u>	(8:53) T.Davis-Price up the middle to GB 5 for 2 yards (E.Brooks; R.Wilborn).	
2-5-GB 5	(8:10) B.Purdy pass incomplete short right to J.Hokit.	
3-5-GB 5	(8:04) (Shotgun) B.Purdy pass short right to T.Hudson for 5 yards, TOUCHDOWN.	P13
	TWO-POINT CONVERSION ATTEMPT. B.Purdy pass to K.Johnson is complete. ATTEMPT SUCCEEDS.	

GB 21 SF 28, 11 plays, 69 yards, 4:55 drive, 7:02 elapsed

R.Gould kicks 64 yards from SF 35 to GB 1. T.Goodson to GB 20 for 19 yards (M.McCrary-Ball).

Green Bay Packers at 7:58, (1st play from scrimmage 7:53)

1-10-GB 20	(7:53) D.Etling scrambles right end ran ob at GB 23 for 3 yards (D.Johnson).	
2-7-GB 23	(7:17) (Shotgun) D.Etling right end ran ob at GB 36 for 13 yards (T.Hawkins).	R18
<u>1-10-GB 36</u>	(6:47) B.Baylor up the middle to GB 40 for 4 yards (T.Laulile).	
2-6-GB 40	(6:09) B.Baylor up the middle to GB 45 for 5 yards (D.Johnson). SF-D.Johnson was injured during the play.	
3-1-GB 45	(5:49) (Shotgun) B.Baylor right guard to GB 48 for 3 yards (C.Robinson).	R19
<u>1-10-GB 48</u>	(5:16) D.Etling scrambles right end pushed ob at 50 for 2 yards (T.Hawkins).	
2-8-50	(4:55) D.Etling pass incomplete short right to D.Williams.	
3-8-50	(4:53) (Shotgun) D.Etling pass short right to S.Toure to SF 43 for 7 yards (K.Hollman). 2 YAC	
4-1-SF 43	(4:32) D.Etling up the middle to SF 43 for no gain (G.Odum; K.Turay).	

San Francisco 49ers at 4:26

1-10-SF 43	(4:26) J.Mason up the middle to GB 48 for 9 yards (C.Slayton).	
2-1-GB 48	(3:46) J.Mason left tackle to GB 44 for 4 yards (C.Slayton; K.Enagbare).	R14
	PENALTY on GB-J.Ford, Defensive Holding, 5 yards, enforced at GB 44.	X15
<u>1-10-GB 39</u>	(3:40) J.Mason up the middle to GB 33 for 6 yards (C.Slayton; T.Carpenter).	
2-4-GB 33	(2:56) J.Mason right guard to GB 27 for 6 yards (K.Enagbare).	R16
<u>1-10-GB 27</u>	(2:13) J.Mason right guard to GB 25 for 2 yards (T.Summers).	
	Timeout #1 by GB at 02:08.	
2-8-GB 25	(2:08) J.Mason right guard to GB 22 for 3 yards (K.Jones; J.Ford).	
	Timeout #2 by GB at 02:05.	
3-5-GB 22	(2:05) B.Purdy pass incomplete deep right.	
	PENALTY on GB-K.Ento, Defensive Pass Interference, 14 yards, enforced at GB 22 - No Play.	X17

Two-Minute Warning

<u>1-8-GB 8</u>	(1:57) B.Purdy kneels to GB 9 for -1 yards.
2-9-GB 9	(1:17) B.Purdy kneels to GB 11 for -2 yards.

Green Bay Packers vs San Francisco 49ers at Levi's Stadium

3-11-GB 11 (:36) B.Purdy kneels to GB 12 for -1 yards.

END OF QUARTER

	Score	Time Poss	First Downs				Efficiencies	
			R	P	X	T	3 Down	4 Down
Green Bay Packers	21	5:39	3	2	0	5	1/2	0/1
San Francisco 49ers	28	9:21	4	2	2	8	3/4	0/0

Miscellaneous Statistics Report

Green Bay Packers vs San Francisco 49ers
8/12/2022 at Levi's Stadium

Ten Longest Plays for Green Bay Packers

Yards	Qtr	Play Start	Play Description
68	3	3-2-GB 17	(11:33) (Shotgun) D.Etling pass short right to B.Baylor to SF 15 for 68 yards (D.Lenoir). 55 YAC
33	1	4-2-SF 33	(5:49) (Shotgun) J.Love pass deep right to R.Doubs for 33 yards, TOUCHDOWN.
33	2	3-4-SF 33	(:49) J.Love pass deep right to D.Davis for 33 yards, TOUCHDOWN.
25	4	2-7-GB 36	(15:00) D.Williams left guard pushed ob at SF 39 for 25 yards (T.Hawkins).
23	1	2-6-GB 36	(7:48) (Shotgun) J.Love pass short right to T.Goodson to SF 41 for 23 yards (K.Hollman).
23	2	3-6-GB 38	(1:28) (Shotgun) J.Love pass short middle to S.Toure to SF 39 for 23 yards (T.Moore). Penalty on SF-K.Atkins, Illegal Use of Hands, declined.
22	4	2-9-SF 22	(13:01) (Shotgun) D.Etling pass short left to Am.Rodgers for 22 yards, TOUCHDOWN.
20	2	1-10-GB 30	(13:29) (Shotgun) J.Love left end pushed ob at GB 35 for 5 yards (O.Burks). PENALTY on SF-O.Burks, Face Mask, 15 yards, enforced at GB 35.
16	1	2-2-SF 25	(1:05) T.Goodson left tackle to SF 18 for 7 yards (T.Hufanga). PENALTY on SF-D.Flannigan-Fowles, Face Mask, 9 yards, enforced at SF 18.
13	4	2-7-GB 23	(7:17) (Shotgun) D.Etling right end ran ob at GB 36 for 13 yards (T.Hawkins).

Ten Longest Plays for San Francisco 49ers

Yards	Qtr	Play Start	Play Description
76	1	3-9-SF 24	(4:13) (Shotgun) T.Lance pass deep left to D.Gray for 76 yards, TOUCHDOWN. 42-YAC
39	2	1-10-GB 39	(15:00) N.Sudfeld pass deep middle to R.McCloud for 39 yards, TOUCHDOWN.
23	2	3-13-SF 29	(:17) N.Sudfeld pass deep middle to D.Gray to GB 48 for 23 yards (R.Gafford).
22	4	3-10-SF 31	(12:39) (Shotgun) B.Purdy pass short left to T.Hudson to GB 47 for 22 yards (M.Abernathy) [K.Enagbare].
16	2	1-10-SF 5	(:41) (Shotgun) J.Hasty right guard to SF 6 for 1 yard (K.Barnes).
14	4	3-2-GB 39	(10:53) J.Hasty left guard to GB 25 for 14 yards (K.Ento).
13	3	2-15-SF 39	(5:13) J.Hasty up the middle to GB 48 for 13 yards (T.Carpenter).
11	2	1-10-SF 21	(:34) (Shotgun) N.Sudfeld pass short right to J.Hasty pushed ob at SF 32 for 11 yards (D.Leavitt).
10	3	1-10-SF 34	(6:45) T.Davis-Price up the middle to SF 44 for 10 yards (K.Ento).
9	4	1-10-GB 25	(10:16) B.Purdy pass short left to A.Mack pushed ob at GB 16 for 9 yards (T.Carpenter). 0 YAC

Touchdown Scoring Information

		Offense	Defense	Special Teams
VISITOR	Green Bay Packers	3	0	0
HOME	San Francisco 49ers	3	0	0

Player Scoring Information

Club	Player	TD	Rush TD	Rec TD	KO TD	Punt TD	Int TD	Fum TD	Misc TD	FG	XP	2Pt Rush	2Pt Rec	Sfty	Points
GB	R.Doubs	0	0	1	0	0	0	0	0	0	0	0	0	0	6
GB	D.Davis	0	0	1	0	0	0	0	0	0	0	0	0	0	6
GB	Am.Rodgers	0	0	1	0	0	0	0	0	0	0	0	0	0	6
GB	G.Brkc	0	0	0	0	0	0	0	0	0	3	0	0	0	3
SF	R.Gould	0	0	0	0	0	0	0	0	2	2	0	0	0	8
SF	R.McCloud	0	0	1	0	0	0	0	0	0	0	0	0	0	6
SF	D.Gray	0	0	1	0	0	0	0	0	0	0	0	0	0	6
SF	T.Hudson	0	0	1	0	0	0	0	0	0	0	0	0	0	6
SF	K.Johnson	0	0	0	0	0	0	0	0	0	0	0	1	0	2

Possession Detail

	First Half		Second Half		Game	
	Visitor	Home	Visitor	Home	Visitor	Home
Largest Lead	4	13	1	7	4	13
Drives Leading	0	4	0	4	0	8
Time of Possession Leading	0:00	4:04	0:00	13:23	0:00	17:27
Largest Deficit	-13	-4	-7	-1	-13	-4
Drives Trailing	6	1	4	1	10	2
Time of Possession Trailing	18:22	1:41	11:42	4:55	30:04	6:36
Times Score Tied Up		0		0		0
Lead Changes		3		2		5

Playtime Percentage

Percent of playtime per player on offense, defense and special teams (Unofficial)

Green Bay Packers

San Francisco 49ers

		Offense		Defense		Special Teams				Offense		Defense		Special Teams	
J Hanson	C	56	79%			1	4%	N Zakelj	G	35	59%			1	4%
A Rodgers	WR	53	75%			4	17%	S Schlueter	T	35	59%				
J Runyan	G	46	65%			2	8%	J Mills	T	35	59%				
R Newman	T	46	65%			2	8%	J Poe	C	32	54%				
Y Nijman	T	46	65%			2	8%	T Fumagalli	TE	28	47%			4	17%
J Love	QB	46	65%					S Burford	T	27	46%			4	17%
S Toure	WR	44	62%			6	25%	M Johnson	WR	27	46%			2	8%
J Myers	C	36	51%			1	4%	M Turner	WR	26	44%			5	21%
Z Tom	T	35	49%			2	8%	N Sudfeld	QB	26	44%				
J Deguara	TE	33	46%			7	29%	A Mack	WR	25	42%			5	21%
T Goodson	RB	29	41%			6	25%	C McKivitz	T	24	41%			4	17%
J Winfree	WR	29	41%			4	17%	A Banks	G	24	41%			4	17%
R Doubs	WR	28	39%					K Sutherland	G	22	37%			4	17%
T Davis	TE	26	37%			9	38%	B Purdy	QB	22	37%				
C Van Lanen	G	25	35%			3	12%	D West	C	22	37%				
C Jones	T	25	35%			2	8%	T Davis-Price	RB	20	34%				
D Etling	QB	25	35%					T Hudson	TE	19	32%			7	29%
A Mack	TE	24	34%			7	29%	J Hokit	RB	18	31%			3	12%
D Davis	WR	24	34%			6	25%	R McCloud	WR	18	31%			1	4%
S Rhyan	T	24	34%			4	17%	D Gray	WR	18	31%				
P Taylor	RB	19	27%			3	12%	R Dwelley	TE	17	29%			7	29%
I Hyman	WR	15	21%			4	17%	J Skule	T	16	27%			4	17%
M Menet	C	15	21%			2	8%	J Hasty	RB	15	25%			13	54%
B Baylor	RB	14	20%			1	4%	K Johnson	WR	15	25%			1	4%
D Williams	RB	9	13%			1	4%	T Sermon	RB	14	24%			4	17%
S Cannella	TE	8	11%			1	4%	J Brendel	C	14	24%				
T Clary	C	1	1%			2	8%	T Kroft	TE	12	20%			4	17%
C Slayton	DT			51	86%	4	17%	T Lance	QB	11	19%				
K Enagbare	LB			45	76%	7	29%	J Mason	RB	10	17%			11	46%
S Jean-Charles	CB			39	66%	10	42%	J Jennings	WR	10	17%			1	4%
J Heflin	DT			37	63%	4	17%	M McGlinchey	T	8	14%				
K Jones	LB			36	61%	7	29%	T Martin	WR	3	5%			3	12%
K Thomas	CB			36	61%	6	25%	D Brunskill	G	1	2%			3	12%
T Carpenter	DB			35	59%	9	38%	A Thomas	CB			53	75%	15	62%
K Ento	CB			34	58%	5	21%	D Flannigan-Fowles	LB			46	65%	8	33%
J Ford	DT			31	53%			O Burks	LB			46	65%	7	29%
R Wilborn	LB			30	51%	10	42%	T Moore	FS			46	65%	6	25%
I McDuffie	LB			26	44%	11	46%	K Turay	DE			46	65%	3	12%
S Davis	SS			25	42%	7	29%	G Odum	FS			43	61%	7	29%
R Gafford	WR			24	41%	10	42%	K Hollman	CB			42	59%	7	29%
M Abernathy	DB			22	37%	4	17%	A Barrett	DE			38	54%	7	29%
D Leavitt	FS			21	36%	10	42%	J Willis	DE			35	49%	1	4%
T Summers	LB			20	34%	9	38%	D Lenoir	CB			32	45%	8	33%
T Slaton	DT			19	32%	6	25%	A Spence	DT			29	41%	4	17%
C Manac	LB			17	29%	3	12%								

A Byers	DT	17	29%			S Womack	DB	28	39%	8	33%
K Nixon	CB	16	27%	4	17%	R Nkemdiche	DT	25	35%	2	8%
V Scott	FS	15	25%	10	42%	T Laulile	DT	24	34%	1	4%
K Barnes	LB	12	20%	8	33%	K Atkins	DT	23	32%		
Q Walker	LB	12	20%	4	17%	D Johnson	CB	21	30%	10	42%
J Garvin	LB	11	19%	5	21%	K Hyder	DE	21	30%	2	8%
T Galeai	DE	9	15%	7	29%	T Hufanga	SS	19	27%	3	12%
E Brooks	LB	9	15%	2	8%	M McCrary-Ball	DB	18	25%	16	67%
G Brkic	K			8	33%	C Robinson	LB	17	24%	11	46%
J Coco	LS			6	25%	J Gemmel	LB	17	24%	3	12%
P O'Donnell	P			6	25%	D Dennard	CB	16	23%		
						T Castro-Fields	DB	15	21%	3	12%
						Q Knight	DB	14	20%	2	8%
						T Hawkins	DB	14	20%	1	4%
						D Jackson	DE	14	20%	1	4%
						J Kinlaw	DT	14	20%		
						K Givens	DT	14	20%		
						S Olubi	LB	11	15%	7	29%
						R Gould	K			10	42%
						M Wishnowsky	P			8	33%
						T Pepper	LS			8	33%