



## NEWS RELEASE

ONE COWBOYS WAY ★ FRISCO, TEXAS 75034 ★ P:972.497.4959 ★ WWW.DALLASCOWBOYS.COM

**NFL PLAYOFFS**  
**NFC DIVISIONAL ROUND - SUNDAY, JANUARY 22, 2023**  
**DALLAS COWBOYS AT SAN FRANCISCO 49ERS**  
**LEVI'S STADIUM - SANTA CLARA, CALIF. - 5:30 P.M. (CST)**



**FOX SPORTS/FOX 4 DFW**  
 PxP: Kevin Burkhardt  
 Analyst: Greg Olsen  
 Sideline: Erin Andrews  
 Sideline: Tom Rinaldi



**KRLD-FM 105.3 THE FAN**  
 PxP: Brad Sham  
 Analyst: Babe Laufenberg  
 Sideline: Kristi Scales



**KMKV-FM 107.5**  
 PxP: Victor Villalba  
 Analyst: Luis Perez



**COMPASS MEDIA**  
 PxP: Kevin Ray  
 Analyst: Danny White



**Westwood One RADIO**  
**WESTWOOD ONE RADIO**  
 PxP: Ryan Radtke  
 Analyst: Mike Golic  
 Sideline: Ed Werder

### ★ COWBOYS PR ON TWITTER ★

The official Twitter account of the Dallas Cowboys Public Relations team (@DallasCowboysPR) will provide pertinent stats, information, transactions, game updates and more throughout the week and on gameday. Follow us for the most up-to-date info related to the Cowboys organization.

### QUICK FACTS:

DALLAS COWBOYS (12-5, 1-0)

AT

SAN FRANCISCO 49ERS (13-4, 1-0)



#### Postseason Series Record:

Dallas leads the series 5-3

#### Last Meeting in Playoffs:

San Francisco 23, @ Dallas 17, Jan. 16, 2022 (Wild Card Game)

#### Last Postseason Meeting in SF:

San Francisco 38, Dallas 28, Jan. 15, 1995 (NFC Championship)

#### Last Cowboys Postseason Win vs. SF:

@ Dallas 38, San Francisco 21, Jan. 23, 1994 (NFC Championship)

#### Series Notable:

Dallas is 3-2 on the road in the playoffs against San Francisco.

### PUBLIC RELATIONS CONTACTS

Tad Carper.....972-497-4953 .....tcarper@dallascowboys.net  
 Scott Agulnek.....972-497-4956 ..... sagulnek@dallascowboys.net  
 Joe Trahan.....972-497-4552 .....jtrahan@dallascowboys.net  
 Dave Abbruzese .....972-497-4355 .. dabbruzese@dallascowboys.net  
 Bronte Hermesmyer 972-497-4252 .. bhermesmyer@dallascowboys.net  
 Emily Robbins.....972-497-4359 .....erobbins@dallascowboys.net  
 Whitney Faulkner.....972-497-4955 .....wfaulkner@dallascowboys.net  
 Kyle Sanders .....972-497-4803 .....ksanders@dallascowboys.net

### ★ BY THE NUMBERS ★

4

Dak Prescott has recorded a passing and rushing touchdown in four consecutive postseason games, the only player in NFL history with a rushing score and passing score in four straight postseason contests.

9

This week will mark the ninth contest between Dallas and San Francisco in the postseason, tied with the LA Rams for the most playoff games against a single opponent in Cowboys history.

36

Dallas has an all-time playoff record of 36-29. Its 36 postseason wins are tied with Pittsburgh and Green Bay for second all-time, trailing only New England's 37 playoff wins.

### ★ THIS WEEK'S SCHEDULE ★

#### Tuesday, Jan. 17

4:15 p.m. Coach McCarthy press conference  
 4:45 p.m. Coach Fassel availability

#### Wednesday, Jan. 18

11:00 a.m. Locker room open

#### Thursday, Jan. 19

11:00 a.m. Coach McCarthy press conference  
 12:05 p.m. First portion of practice open to media  
 1:45 p.m. Locker room open

#### Friday, Jan. 20

8:40 a.m. Coach Quinn availability (conference call)  
 10:00 a.m. Coach Moore availability (conference call)  
 10:30 a.m. Coach McCarthy press conference

#### Saturday, Jan. 21

Team travel to San Francisco

#### Saturday, Jan. 21

5:30 p.m. CT Kickoff at San Francisco 49ers

### ★ DALLAS COWBOYS OMG ★

The Cowboys media website that can be found at [www.NFLOMG.com](http://www.NFLOMG.com). Please follow the link and click on the Cowboys logo to access the team's page. For access, please send an email request to [publicrelations@dallascowboys.net](mailto:publicrelations@dallascowboys.net).

The Cowboys NFL OMG site will contain the complete 2022 Media Guide, all weekly game notes and packets, player bios and rosters, Cowboys staff information and bios, weekly flip cards, a game tracker, all team and individual records and statistics, historical information, daily press releases and much more. The packets and media guide are updated weekly during the season and available in a PDF format for printing purposes. On gamedays, the site will host live statistics, updated player notes, postgame quotes and more. For guest access to the site, please use:

**username:** cowboysguest  
**password:** cowboys2022

## ★ TABLE OF CONTENTS ★

Radio and TV broadcast info .....	1
Dallas Cowboys media schedule .....	1
Dallas Cowboys OMG info .....	1
Cowboys PR contact info .....	1
Dallas Cowboys 2022 schedule .....	2
DallasCowboys.com .....	2
What to watch for .....	3
Wild Card Round Up .....	4
Mike McCarthy Facts and Figures .....	5
2022 Coaching Staff .....	5
Mike McCarthy coaching record .....	6
Head coach bios .....	6
2022 Team Captains .....	7
All-Time Winning Percentage .....	7
Wild Card History .....	8
Player highlights .....	9
Series history .....	9
2022 Pro Bowl/AT&T Stadium stats and figures .....	10
A Championship Tradition .....	11
Individual Notes .....	12-27
Dak Prescott .....	12-15
Ezekiel Elliott .....	16-17
Tony Pollard/Rushing notes .....	18
CeeDee Lamb .....	19-20
Tight Ends/Offensive Notes .....	21-22
Trevon Diggs .....	23
Micah Parsons .....	24-25
Defensive Notes .....	25-26
Bryan Anger/Brett Maher .....	27
Special Teams Notes .....	27
Rosters and Depth Chart .....	28-39
Unofficial Depth Chart .....	29
Pronunciation Guide .....	29
Coaching Staff .....	29
Alphabetical Roster .....	30
Numerical Roster .....	31
Positional Roster .....	32
How The Cowboys Were Built .....	33
Contract Status .....	34
Contract Analysis .....	34
When The Cowboys Were Built .....	35-36
Transactions by Date .....	37
Transactions by Player .....	38-39
Team and Individual Stats .....	40-45
2022 Regular Season Stats .....	41
2022 Regular Season Defensive Stats .....	42
Snap count/Player Participation .....	43-45
GxG Starters/Inactive .....	46
2022 Postseason Statistics .....	47-48
Postseason Participation/Snap count .....	49-51
Non-Media Guide Bios .....	52-64

## ★ DALLAS COWBOYS 2022 SCHEDULE ★

The Cowboys schedule featured five games in 2022 that were broadcast nationally in primetime, including two from AT&T Stadium. In addition to the two primetime games at AT&T Stadium - both on NBC's *Sunday Night Football* - and the club's annual Thanksgiving Day national appearance (on FOX), the Cowboys made three national appearances in primetime on the road, one on ESPN's *Monday Night Football*, one on NBC's *SNF* and one on Thursday night on Amazon Prime video.

The Cowboys played eight games against teams that qualified for the 2022 playoffs - Cincinnati, Jacksonville, Minnesota, New York Giants (twice), Philadelphia (twice) and Tampa Bay.

This season marked the eighth time - third time in the last four seasons - that the Cowboys faced both Super Bowl participants from the previous season:

Years	Teams	Years	Teams
2022	CIN and LAR*	2010	IND and NO*
2021	KC and TB*	1995	SD and SF*
2019	LAR and NE*	1973	MIA* and WAS
2015	NE* and SEA	1970	KC* and MIN

\* indicates Super Bowl champion

The NFL also introduced its expanded regular season in 2021 with a 17th game. This season paired Dallas with its same place finisher from the AFC North (Cincinnati).

DATE	REGULAR SEASON (TV)	KICKOFF
Sun., Sept. 11	TAMPA BAY (NBC)	L, 3-19
Sun., Sept. 18	CINCINNATI (CBS)	W, 20-17
Mon., Sept. 26	@ N.Y. Giants (ESPN/ABC)	W, 23-16
Sun., Oct. 2	WASHINGTON (FOX)	W, 25-10
Sun., Oct. 9	@ LA Rams (FOX)	W, 22-10
Sun., Oct. 16	@ Philadelphia (NBC)	L, 17-26
Sun., Oct. 23	DETROIT (CBS)	W, 24-6
Sun., Oct. 30	CHICAGO (FOX)	W, 49-29
Sun., Nov. 6	Bye	
Sun., Nov. 13	@ Green Bay (FOX)	L, 28-31 (OT)
Sun., Nov. 20	@ Minnesota (CBS)	W, 40-3
Thurs., Nov. 24	N.Y. GIANTS (FOX)	W, 28-20
Sun., Dec. 4	INDIANAPOLIS (NBC)	W, 54-19
Sun., Dec. 11	HOUSTON (FOX)	W, 27-23
Sun., Dec. 18	@ Jacksonville (FOX)	L, 34-40 (OT)
Sun., Dec. 24	PHILADELPHIA (FOX)	W, 40-34
Thurs., Dec. 29	@ Tennessee (Amazon Prime)	W, 27-13
Sun., Jan. 8	@ Washington (FOX)	L, 6-26
DATE	POSTSEASON (TV)	KICKOFF
Mon., Jan. 16	@ Tampa Bay (ESPN/ABC)	W, 31-14
Sun., Jan. 22	@ San Francisco (FOX)	5:30 p.m. (CT)

Home Games in BOLD

## ★ DALLASCOWBOYS.COM ★



The Dallas Cowboys official website offers the best collection of timely articles, press conferences and videos, combined with the best spot to purchase tickets and order merchandise from the Cowboys Pro Shop. From the latest news to the latest apparel, there is no better place to visit than DallasCowboys.com.

To view the latest press conferences featuring coaches, player interviews from daily locker room sessions, radio interviews with Cowboys front office executives and Dallas Cowboys game highlights, visit <https://www.dallascowboys.com/all-media/>



@dallascowboys



/dallascowboys



@dallascowboys



@dallascowboys



@dallascowboys

## ★ WHAT TO WATCH FOR IN THE PLAYOFFS ★

4

### DAK PRESCOTT

- \* Dak Prescott is coming off four touchdown passes at Tampa Bay, joining Roger Staubach and Troy Aikman as the only quarterbacks in franchise history with four touchdowns in a playoff game. With three touchdown passes against the 49ers, Prescott will become the only Cowboys quarterback with three postseason games of three-or-more touchdown passes.
- \* Prescott's 24 rushing yards gave him 96 career rushing yards in the playoffs and moved him past Troy Aikman (87) for the second-most career postseason rushing yards by a Cowboys quarterback. He trails only Roger Staubach (432) in franchise postseason history.
- \* With 300 passing yards on Sunday, Prescott would tie Danny White (three) for the second-most 300-yard games in Cowboys postseason history.
- \* This week's quarterback bout will feature Prescott (29), the oldest quarterback remaining in the NFL playoffs, and Brock Purdy (23), the second-youngest quarterback remaining in the postseason.

11

### MICAH PARSONS

- \* Micah Parsons tallied his first career postseason sack at Tampa Bay last week. With a sack on Sunday, Parsons would be one-of-nine Cowboys defenders to have 2.0 postseason sacks in his first two seasons and the first since DeMarcus Lawrence in 2014.
- \* With 1.5 sacks against San Francisco, Parsons would be one-of-seven Cowboys defenders with a multi-sack game in the postseason in one of his first two seasons. The last Cowboys defender to do so was Michael Myers in 1999 (at Min, 1/9/00).

21

### EZEKIEL ELLIOTT

- \* Elliott (two) needs a rushing touchdown on Sunday to tie Don Perkins, Robert Newhouse and Scott Laidlaw for the fourth-most postseason rushing touchdowns in franchise history.

26

### DARON BLAND

- \* Rookie cornerback DaRon Bland led the Cowboys and ranked second among NFL rookies with five interceptions in 2022. With an interception in the postseason, Bland would become the first Cowboys rookie to record an interception in the playoffs since Larry Brown in 1991 (at Chicago, 12/29).

86

### DALTON SCHULTZ

- \* Dalton Schultz (15) needs seven receptions to tie Doug Cosbie (22) for the fourth-most receptions by a tight end in franchise postseason history.
- \* Schultz would also tie Cosbie (three) for the third-most career postseason touchdown receptions by a Cowboys tight end with a touchdown reception against the 49ers.

88

### CEEDEE LAMB

- \* CeeDee Lamb had three games with 10-or-more receptions in 2022, which tied Jason Witten (2010) and Michael Irvin (1995) for the most 10-catch games in a season in team history. The last Cowboys player with 10 receptions in a playoff game was Michael Irvin in 1995 (at San Francisco, 1/15).

### DALLAS COWBOYS



- \* With a win on Sunday, Dallas would tie New England (37) for the most playoff wins in NFL history.
- \* Head coach Mike McCarthy has an 11-9 career record in the postseason. With a win against the 49ers, McCarthy would pass John Harbaugh and Pete Carroll for the third-most playoff wins (11) among active NFL head coaches, behind only Bill Belichick (31) and Andy Reid (19). McCarthy's 12 wins would also tie Bill Cowher and Tom Coughlin for the ninth-most postseason victories all-time.
- \* Dallas will play San Francisco in the postseason for the ninth time on Sunday, tied with the LA Rams for the most playoff games against a single opponent in Cowboys history.
- \* With 400 net yards of offense on Sunday, it will mark the fourth season in franchise history - first since 1994 - that the Cowboys totaled 400-plus yards of offense in multiple postseason games.



## ★ WILD CARD ROUNDUP @ TAMPA BAY ★



at



31

14

Jan. 16, 2023  
NFC Wild Card Round  
Raymond James Stadium

### ★ EFFICIENCY IS KEY ★

Dak Prescott put together the best playoff performance of his career on Monday night at Tampa Bay, completing 75.8% of his passes for 305 yards and four touchdowns while adding a score on the ground.

Prescott's 75.8% completion rate was second among all quarterbacks in the Wild Card Round behind Kirk Cousins (79.5%). Prescott's 75.8% completion percentage finished as the second-highest in a single game in Cowboys postseason history:

#### Highest Single Game Completion Pct. - Team Postseason History (min. 20 attempts)

Player	Comp	Att	Comp%	Opp, Date
Troy Aikman	23	30	76.7%	GB, 1/8/95
<b>Dak Prescott</b>	<b>25</b>	<b>33</b>	<b>75.8%</b>	<b>@TB, 1/16/23</b>
Troy Aikman	28	37	75.7%	GB, 1/16/94

Prescott also recorded a postseason career-high 143.3 passer rating at Tampa Bay, the highest among any quarterback over Super Wild Card Weekend and third-highest postseason passer rating among any NFL quarterback since he was drafted in 2016:

#### Highest Single Game Passer Rating - NFL Playoffs 2016-22 (min. 20 attempts)

Player, Team	Psr Rtn	Opp, Date
Josh Allen, Buf.	157.6	vs. NE, 1/15/22
Matt Ryan, Atl.	144.1	vs. NE, SB LI
<b>Dak Prescott, Dal.</b>	<b>143.3</b>	<b>@TB, 1/16/23</b>

### ★ DO-IT-ALL DAK ★

Dak Prescott recorded four touchdown passes and a rushing touchdown in the 31-14 win at Tampa Bay. Prescott has recorded a rushing touchdown and passing touchdown in each of his last four playoff contests, the only player in NFL history with a rushing and passing touchdown in four consecutive postseason games.

He is also the sixth NFL quarterback all-time with a passing and rushing score in four career playoff games:

#### Most Postseason Games with Rush TD & Pass TD NFL History

Player	Games
Steve Young, SF	8
Tom Brady, NE/TB	5
John Elway, Den	4
Donovan McNabb, Phi	4
Patrick Mahomes, KC	4
<b>Dak Prescott, Dal</b>	<b>4</b>

### ★ TOUCHDOWNS GALORE ★

Along with protecting the ball, Prescott dished out dimes all over the field to finish with 305 yards and four touchdowns through the air, the only player in Cowboys history with 300 passing yards and four passing touchdowns in a playoff game.

He is the third Cowboys quarterback with four touchdown passes in a playoff game, joining Hall of Fame quarterbacks Roger Staubach and Troy Aikman:

#### Cowboys QBs with Four Passing TDs in Playoff Game NFL History

Player	Pass TD	Opp, Date
Roger Staubach	4	@LAR, 1/4/76
Troy Aikman	4	Buf, SB XXVII
<b>Dak Prescott</b>	<b>4</b>	<b>at TB, 1/16/23</b>

Prescott has two career 300-yard passing games in the postseason (vs. GB, 1/15/17; at TB, 1/16/23), the third-most 300-yard games by a Cowboys quarterback in the playoffs, trailing Aikman (four) and Danny White (three).

### ★ SEARCH FOR SCHULTZ ★

Dalton Schultz led off the 2022 postseason with seven receptions for 95 yards and two touchdowns in the win at Tampa Bay, becoming the first Cowboys tight end with multiple touchdown receptions in a playoff game.

Schultz's 95 receiving yards were the third-most by a tight end in Cowboys postseason history. He now has two of the four highest receiving yard totals by a tight end in Cowboys postseason history:

#### Most Receiving Yards by Cowboys TE In Postseason Game

Player	Rec. Yds	Opp, Date
Jay Novacek	104	GB, 1/8/9
Jason Witten	98	at Min, 1/17/10
<b>Dalton Schultz</b>	<b>95</b>	<b>at TB, 1/16/23</b>
<b>Dalton Schultz</b>	<b>89</b>	<b>SF, 1/16/22</b>

### ★ TP'S TRUCK RENTAL ★

Tony Pollard provided an explosive spark out of the backfield at Tampa Bay, rushing for 77 yards on 15 carries (5.1 avg.). Pollard had three runs of 10-or-more yards against the Bucs, tied with J.K. Dobbins and Christian McCaffrey for the most explosive runs (10-plus yards) out of all running backs in the Wild Card Round:

Pollard also did a nice job of bouncing off tackles, as his 3.40 yards after contact-per-attempt were third among NFL running backs last weekend (min. 10 carries):

#### Yards After Contact Per Rush Attempt - NFL 2022

min. 10 carries		min. 10 carries	
Player	YAC/Att	Player	YAC/Att
Christian McCaffrey, SF.....	5.93	Travis Etienne, Jax .....	2.90
Devin Singletary, Buf.....	4.00	Dalvin Cook, Min.....	2.87
<b>Tony Pollard, Dal .....</b>	<b>3.40</b>	<b>Ezekiel Elliott, Dal.....</b>	<b>2.69</b>

### ★ BEWARE OF THE LION ★

Cowboys All-Pro Micah Parsons' edge rushing ability was on full display against Tampa Bay. Parsons tallied his first career sack while racking up eight quarterback pressures, the most in the NFL this postseason, per *Pro Football Focus*:

#### Most QB Pressures per PFF - NFL 2022

Player	Prsrs	Player	Prsrs
<b>Micah Parsons, Dal</b>	<b>8</b>	Dexter Lawrence, NYG	7
Jaelan Phillips, Mia	7	Leonard Williams, NYG	7
Josh Allen, Jax	7	Others tied	6

### ★ HOT START ★

The Dallas defense came out firing on all cylinders, as a Jayron Kearse interception in the back of Dallas' end zone gave Tom Brady his first red zone interception as a Buccaneer. Additionally, the Cowboys shut out Tampa Bay in the first half to take an 18-0 lead into the break.

Monday night marked the third time in franchise history - first since 1996 - that the Cowboys held an opponent scoreless in the first half of a playoff game:

#### Holding Opponents Scoreless in First Half Cowboys Playoff Games

Opp, Date	Pts Allwd	Yds Allwd	1D Allwd
at Den, SB XII (1/15/78)	0	146	8
vs. Min, 12/28/96	0	268	15
<b>at TB, 1/16/23</b>	<b>0</b>	<b>246</b>	<b>14</b>

11

Dak Prescott completed 11 straight passes in the first half at Tampa Bay (1/16/23), the most consecutive completions in a game in Cowboys postseason history.



# MIKE McCARTHY

## Head Coach

Baker University

Head Coach: 16th Year • NFL: 29th Year • Cowboys: 3rd Year

DALLAS DALLAS DALLAS DALLAS  
**COWBOYS**



### ★ WINNING HEAD COACH ★

The Dallas Cowboys named Mike McCarthy the ninth head coach in franchise history on Jan. 5, 2020. Along with 13 years of head coaching experience and 13 additional years as an assistant coach in the NFL, McCarthy came to Dallas with a 125-77-2 regular season coaching record - all with the Green Bay Packers (2006-18).

After a 6-10 record in 2020, a 12-5 record in 2021, and a 12-5 mark in 2022, he owns the fifth-most wins (20th all-time) and sixth-highest winning percentage (.614) among qualifying active NFL coaches. His teams have qualified for the postseason 11 times, won six NFC North Division titles and one NFC East title, made four NFC Championship Game appearances and took home a Super Bowl XLV championship.

#### Most Regular Season Wins by Active Head Coach

Coach	Years	Won	Loss	Tied	Pct
Bill Belichick.....	1991-2022	298	152	0	.662
Andy Reid.....	1999-2022	247	138	1	.641
Mike Tomlin.....	2007-2022	163	93	2	.636
Pete Carroll.....	1994-2022	161	112	1	.589
<b>Mike McCarthy.....</b>	<b>2006-2022</b>	<b>155</b>	<b>97</b>	<b>2</b>	<b>.614</b>
John Harbaugh.....	2008-2022	147	95	0	.607
Ron Rivera.....	2011-2022	98	90	2	.521

### ★ 2022 ASSISTANT COACHES ★

#### (S) Sideline; (B) Booth OFFENSE

Kellen Moore (S).....	Offensive Coordinator
Joe Philbin (S).....	Offensive Line
Jeff Blasko (B).....	Asst. Offensive Line
Robert Prince (S).....	Wide Receivers
Lunda Wells (S).....	Tight Ends
Skip Peete (S).....	Running Backs
Doug Nussmeier (S).....	Quarterbacks
Chase Haslett (B).....	Quality Control - Offense
Kyle Valero (S).....	Quality Control/Analytics
Scott Tolzien (B).....	Offensive Assistant
Evan Harrington (B).....	Offensive Assistant

#### DEFENSE

Dan Quinn (B).....	Defensive Coordinator
Rob Davis (S).....	Asst. Head Coach
Aden Durde (S).....	Defensive Line
Leon Lett (S).....	Asst. Defensive Line
Scott McCurley (B).....	Linebackers
George Edwards (S).....	Senior Defensive Assistant
Joe Whitt (B).....	Passing Game Coord./Secondary
Al Harris (S).....	Defensive Backs
Cannon Matthews (B).....	Quality Control - Defense
Ryan Feder (B).....	Quality Control/Analytics
Eric Simonelli (B).....	Quality Control/Analytics

#### SPECIAL TEAMS

John Fassel (S).....	Special Teams Coordinator
Rayna Stewart (B).....	Asst. Special Teams

#### STRENGTH AND CONDITIONING

Harold Nash Jr. (S).....	Strength and Conditioning Coordinator
Cedric Smith (S).....	Asst. Strength and Conditioning
Kendall Smith (S).....	Asst. Strength and Conditioning

### ★ TOP OF THE LINE ★

In 2022 Mike McCarthy guided the Cowboys team to key finishes in several areas:

**1<sup>st</sup>**

**Takeaways (33)**

**1<sup>st</sup>**

**Offensive Red Zone TD Efficiency  
(71.4%)**

**3<sup>rd</sup>**

**Points-Per-Game (27.5)**

**+10**

**Turnover Differential - 2nd in the NFL**

### ★ McCARTHY'S RECORD WHEN... ★

Below is a look at McCarthy's head coaching record under several different circumstances:

Regular season.....	155-97-2
Postseason.....	11-9
Overall.....	166-106-2

	Regular	Post
September.....	34-19-1	
October.....	41-19	
November.....	29-36-1	
December.....	46-19	
January.....	5-4	10-9
February.....		1-0
Playing at home.....	90-35-2	5-4
Playing on the road.....	64-62	6-5
Playing at AT&T Stadium.....	18-8	2-1
Playing in prime time.....	37-34	4-1
Thursday.....	13-8	
Saturday.....	3-1	3-2
Sunday.....	129-77-2	7-7
Monday.....	10-10	1-0
Tuesday.....	0-1	
Playing against the NFC East.....	27-16	5-2
Playing against the rest of the NFC.....	110-65-2	5-7
Playing against the AFC.....	37-28	1-0
Playing on grass surface.....	103-57-2	8-6
Playing on artificial surface.....	52-41	3-3
Post Bye.....	11-5	
Post Bye Home.....	4-1	
Post Bye Road.....	7-4	
When scoring 30-plus points.....	86-10	7-2
When team scores first.....	107-37-2	5-2
When team leads at halftime.....	120-22-1	10-2

# ★ McCARTHY'S HEAD COACHING RECORD AND COACHING EXPERIENCE ★

Regular Season							Postseason				McCarthy vs. NFL				
Year	Team	W	L	T	Pct.	Result	W	L	Pct.	Result	Team	W	L	T	PCT.
2006	Green Bay.....	8	8	0	.500	2nd NFC North					Arizona	3	4	0	0.429
2007	Green Bay.....	13	3	0	.813	1st NFC North	1	1	.500	NFC Championship Game	Atlanta	5	4	0	0.556
2008	Green Bay.....	6	10	0	.375	3rd NFC North					Baltimore	2	2	0	0.500
2009	Green Bay.....	11	5	0	.688	2nd NFC North	0	1	.000	Wild Card Game	Buffalo	2	2	0	0.500
2010	Green Bay.....	10	6	0	.625	2nd NFC North	4	0	1.000	Super Bowl XLV	Carolina	4	3	0	0.571
2011	Green Bay.....	15	1	0	.938	1st NFC North	0	1	.000	Divisional Game	Chicago	19	7	0	0.731
2012	Green Bay.....	11	5	0	.688	1st NFC North	1	1	.500	Divisional Game	Cincinnati	3	2	0	0.600
2013	Green Bay.....	8	7	1	.531	1st NFC North	0	1	.000	Wild Card Game	Cleveland	3	1	0	0.750
2014	Green Bay.....	12	4	0	.750	1st NFC North	1	1	.500	NFC Championship Game	Dallas	5	3	0	0.625
2015	Green Bay.....	10	6	0	.625	2nd NFC North	1	1	.500	Divisional Game	Denver	2	2	0	0.500
2016	Green Bay.....	10	6	0	.625	1st NFC North	2	1	.667	NFC Championship Game	Detroit	19	7	0	0.731
2017	Green Bay.....	7	9	0	.438	3rd NFC North					Green Bay	0	1	0	0.000
2018	Green Bay.....	4	7	1	.375						Houston	3	1	0	0.750
2020	Dallas.....	6	10	0	.375	3rd NFC East					Indianapolis	2	2	0	0.500
2021	Dallas.....	12	5	0	.714	1st NFC East	0	1	.000	Wild Card Game	Jacksonville	2	2	0	0.500
2022	Dallas.....	12	5	0	.714	2nd NFC East	1	0	1.000		Kansas City	2	2	0	0.500
Totals		155	97	2	.614		11	9	.550		LA Chargers	4	0	0	1.000
											LA Rams	6	3	0	0.667
											Las Vegas	3	1	0	0.750
											Miami	3	1	0	0.750
											Minnesota	18	9	2	0.667
											New England	2	3	0	0.400
											New Orleans	3	4	0	0.429
											N.Y. Giants	9	3	0	0.750
											N.Y. Jets	2	1	0	0.667
											Philadelphia	8	4	0	0.667
											Pittsburgh	0	4	0	0.000
											San Francisco	6	2	0	0.750
											Seattle	5	5	0	0.500
											Tampa Bay	3	4	0	0.429
											Tennessee	2	2	0	0.500
											Washington	5	6	0	0.455
											Totals	155	97	2	0.614
Year		Position, Team													
1987-88.....		Graduate Assistant, Fort Hays State													
1989-91.....		Graduate Assistant, Pittsburgh													
1992.....		Wide Receivers, Pittsburgh													
1993-94.....		Offensive Quality Control, Kansas City Chiefs													
1995-98.....		Quarterbacks, Kansas City Chiefs													
1999.....		Quarterbacks, Green Bay Packers													
2000-04.....		Offensive Coordinator, New Orleans Saints													
2005.....		Offensive Coordinator, San Francisco 49ers													
2006-18.....		Head Coach, Green Bay Packers													
2020-22.....		Head Coach, Dallas Cowboys													

Year	Position, Team
1987-88	Graduate Assistant, Fort Hays State
1989-91	Graduate Assistant, Pittsburgh
1992	Wide Receivers, Pittsburgh
1993-94	Offensive Quality Control, Kansas City Chiefs
1995-98	Quarterbacks, Kansas City Chiefs
1999	Quarterbacks, Green Bay Packers
2000-04	Offensive Coordinator, New Orleans Saints
2005	Offensive Coordinator, San Francisco 49ers
2006-18	Head Coach, Green Bay Packers
2020-22	Head Coach, Dallas Cowboys

## ★ HEAD COACHES ★

### MIKE McCARTHY (166-106-2, 16th Year, 31-21 with Dallas)

The Dallas Cowboys named Mike McCarthy the ninth head coach in franchise history on Jan. 8, 2020, and he has led the franchise to back-to-back playoff appearances for the first time since 2006-07. He has also won 12 games in each of the last two seasons, the first time Dallas posted consecutive seasons with 12-plus wins since 1994-95.

McCarthy is in his 16th year as a head coach - 13 with Green Bay and three with Dallas - along with 13 years as an assistant coach in the NFL, including six as an offensive coordinator.

As a head coach, McCarthy has racked up a 155-97-2 regular season coaching record, and he owns the fifth-most wins (20th all-time) among active NFL coaches. His teams have qualified for the postseason 11 times, won six NFC North Division titles, one NFC East title, made four NFC Championship Game appearances and took home a Super Bowl XLV championship held at AT&T Stadium in Arlington, Texas, following the 2010 NFL season.

In 2021 McCarthy led the Cowboys to the franchise's first NFC East title in three years, along with a 12-5 regular season record. Under McCarthy, Dallas led the league in total offense (407.0), scoring offense (31.2 points-per-game) and takeaways (34).

In his first season with the Cowboys, McCarthy's plan to install a new culture in Dallas was halted by the COVID-19 pandemic. Due to COVID protocols, McCarthy's first offseason with the Cowboys included no in-person meetings or practices and a season-ending injury to his starting quarterback in Week 5. Despite the hurdles, the 2020 Cowboys were in position to win the NFC East entering Week 17 but came up just short.

During his time in Green Bay, McCarthy was known as a prolific offensive mind and the primary play-caller for the Packers. McCarthy's offense finished fourth in the NFL in total offense and third in points-per-game through his 14-year stint with the club.

McCarthy is only the fourth head coach in NFL history to lead a single franchise to eight-or-more consecutive playoff appearances, joining Tom Landry, Chuck Noll and Bill Belichick. Those eight appearances from 2009-16 were more than the rest of the NFC North Division combined over that span (Minnesota, three; Detroit, three; Chicago, one).

McCarthy's nine playoff appearances overall are the most by a Packers coach since the NFL postseason began in 1933, and he guided the Packers to a franchise-record fourth consecutive division title in 2014. With the victory over Dallas in the 2016 playoffs, McCarthy surpassed Vince Lombardi and Mike Holmgren for the most playoff victories in team history (10).

### KYLE SHANAHAN (57-48, 6th Year)

The San Francisco 49ers named Kyle Shanahan the 20th head coach in franchise history on Feb. 6, 2017. In five years, Shanahan turned a struggling 49ers team into playoff contenders, guiding the club to its second division title and third postseason appearance in 2022.

After earning a spot in the 2021 postseason as a wild card, Shanahan's club took home the NFC West Division title in 2022 with a 13-4 record. The 49ers offense finished the year fifth with an average of 365.6 yards-per-game and sixth with an average of 26.5 points-per-game - finishing the season with their third different starting quarterback. On the other side of the ball, San Francisco's defense was the stingiest, yielding 16.3 points-per-game and just 300.6 yards-per-outing. The rush defense finished second, allowing only 77.7 yards-per-game.

In the two years prior to Shanahan's arrival, San Francisco went a combined 7-25. Shanahan started the rebuild from scratch, and after enduring two losing seasons in 2017-18, the 43-year-old head coach broke through in his third year.

In 2019 Shanahan led the 49ers to a 13-3 regular season record, the NFC West Division title and an appearance in Super Bowl LIV. San Francisco's nine-win improvement from 2018-19 was the largest win improvement from one season to the next in franchise history. Shanahan was named Coach of the Year by *Sporting News* in 2019.

Shanahan's offensive presence was immediately felt upon his arrival in the Bay Area. In his first season at the helm, the 2017 49ers averaged 349.2 yards-per-game, the highest output by San Francisco since 2012. Shanahan's high-flying offense also finished 2017 with 3,925 net passing yards, the most in a 49ers season since 2000.

Prior to arriving in San Francisco, Shanahan had 13 seasons of NFL coaching experience. Nine of the seasons included offensive coordinator stints at Atlanta (2015-16), Cleveland (2014), Washington (2010-13) and Houston (2008-09).

Following the 2016 season, Shanahan was named *Associated Press* Assistant Coach of the Year after helping the Falcons to a Super Bowl LI appearance. In nine seasons as a coordinator, six of Shanahan's offenses ranked in the top-10 in yards gained.

Shanahan was just 26 years old when he was named the wide receivers coach of the Houston Texans. Just two years later, Shanahan was named the Houston offensive coordinator at 28 years old, the youngest coordinator in the NFL.

## ★ 2022 NFC STANDINGS ★

Team				Strength of		Strength of		PF	PA
	W	L	T	Con.	Victories	Schedule			
1. y-Philadelphia ...	14	3	0	9-3	.460	.474	477	344	
2. y-San Francisco ..	13	4	0	10-2	.414	.417	450	277	
3. y-Minnesota .....	13	4	0	8-4	.425	.474	424	427	
4. y-Tampa Bay .....	8	9	0	8-4	.426	.503	313	358	
<b>5. x-Dallas .....</b>	<b>12</b>	<b>5</b>	<b>0</b>	<b>8-4</b>	<b>.485</b>	<b>.507</b>	<b>467</b>	<b>342</b>	
6. x-N.Y. Giants .....	9	7	1	4-7-1	.401	.526	365	371	
7. x-Seattle .....	9	8	0	6-6	.382	.462	407	401	
Detroit .....	9	8	0	7-5	.451	.535	453	427	
Washington .....	8	8	1	5-6-1	.455	.536	321	343	
Green Bay .....	8	9	0	6-6	.449	.524	370	371	
Carolina .....	7	10	0	6-6	.437	.474	347	374	
New Orleans .....	7	10	0	5-7	.462	.507	330	345	
Atlanta .....	7	10	0	6-6	.429	.467	365	386	
LA Rams .....	5	12	0	3-9	.341	.517	307	384	
Arizona .....	4	13	0	3-9	.368	.529	340	449	
Chicago .....	3	14	0	1-11	.480	.571	326	463	

x-clinched playoff berth y-clinched division title

## ★ NFC BEAST ★

Team	W	L	T	Home	Road	Div.	Con.	PF	PA
Philadelphia ...	14	3	0	7-2	7-1	4-2	9-3	477	344
<b>Dallas .....</b>	<b>12</b>	<b>5</b>	<b>0</b>	<b>8-1</b>	<b>4-4</b>	<b>4-2</b>	<b>8-4</b>	<b>467</b>	<b>342</b>
New York .....	9	7	1	5-3-1	4-4	1-4-1	4-7-1	365	371
Washington .....	8	8	1	4-5	4-3-1	2-3-1	5-6-1	321	343

Three of the four teams in the NFC East clinched a playoff spot in the 2022 postseason, marking the third season since the NFL's realignment in 2002 that the NFC East sent three teams to the playoffs - 2006 and 2007.

All three NFC East teams - Cowboys, Giants and Eagles - advanced to the Divisional Round, the only time since 2002 that three teams from the same division advanced to the Divisional Round. It's just the fourth time since the NFL merger in 1970 that a division sent three teams to the Divisional Round - 1985 AFC East, 1992 NFC East and 1997 NFC North.

## ★ WINNING TRADITION ★

The Dallas Cowboys currently own the league's highest all-time regular season winning percentage by current NFL teams:

### Highest Win Percentage - NFL Regular Season

Team	W	L	T	Pct.
<b>Dallas .....</b>	<b>550</b>	<b>408</b>	<b>6</b>	<b>.574</b>
Green Bay .....	790	590	38	.572
Baltimore .....	243	190	1	.561
New England .....	537	420	9	.561
Chicago .....	786	624	42	.557

\* Since 1972, ties have been calculated as half-win and half loss. Prior to 1972 tie games were ignored in calculating a team's winning percentage. Ties since 1972: Dallas (0), Miami (1) Chicago (1), Green Bay (6).

## ★ SHORT WEEK? NO PROBLEM ★

After defeating the Tampa Bay Buccaneers 31-14 in a Wild Card matchup on Monday Night Football, Dallas will have six days before they travel to the west coast for a Divisional bout with San Francisco. The Cowboys are 4-0 on short weeks this season, and their four games on short rest were tied with New England for the most in the league in 2022.

Below are the results from this season's contests heading into a short week (less than seven days separating games):

Date	Opp/Score	W/L
10/2/22	DALLAS 25, Washington 10 .....	Win
11/24/22*	DALLAS 28, N.Y. Giants 20 .....	Win
12/24/22	DALLAS 40, Philadelphia 34 .....	Win
12/29/22	DALLAS 27, Tennessee 13 .....	Win

\*Thanksgiving Game

## ★ 2022 TEAM CAPTAINS ★

The Dallas Cowboys select three team captains weekly throughout the season, as chosen by the team prior to that week's game. Below are the captains from each week of the 2022 season:

### 2022 Dallas Cowboys Captains

#### Week 1 - vs. Tampa Bay

Offense ..... Zack Martin  
Defense ..... Jayron Kearsa  
Special Teams ..... C.J. Goodwin

#### Week 2 - vs. Cincinnati

Offense ..... Dalton Schultz  
Defense ..... DeMarcus Lawrence  
Special Teams ..... Luke Gifford

#### Week 3 - at N.Y. Giants

Offense ..... CeeDee Lamb  
Defense ..... Micah Parsons  
Special Teams ..... Rico Dowdle

#### Week 4 - vs. Washington

Offense ..... Ezekiel Elliott  
Defense ..... Donovan Wilson  
Special Teams ..... Kelvin Joseph

#### Week 5 - at LA Rams

Offense ..... Cooper Rush  
Defense ..... Leighton Vander Esch  
Special Teams ..... Bryan Anger

#### Week 6 - at Philadelphia

Offense ..... Zack Martin  
Defense ..... Malik Hooker  
Special Teams ..... Noah Brown

#### Week 7 - vs. Detroit

Offense ..... Dak Prescott  
Defense ..... Jourdan Lewis  
Special Teams ..... Brett Maher

#### Week 8 - vs. Chicago

Offense ..... Terence Steele  
Defense ..... Dorian Armstrong  
Special Teams ..... KaVontae Turpin

#### Week 10 - at Green Bay

Offense ..... Tyler Biadasz  
Defense ..... Trevon Diggs  
Special Teams ..... C.J. Goodwin

#### Week 11 - at Minnesota

Offense ..... Tony Pollard  
Defense ..... Jayron Kearsa  
Special Teams ..... Luke Gifford

#### Week 12 - vs. N.Y. Giants

Offense ..... Michael Gallup  
Defense ..... Osa Odighizuwa  
Special Teams ..... Israel Mukuamu

#### Week 13 - vs. Indianapolis

Offense ..... Zack Martin  
Defense ..... Malik Hooker  
Special Teams ..... Sean McKeon

#### Week 14 - vs. Houston

Offense ..... Connor McGovern  
Defense ..... Anthony Barr  
Special Teams ..... Nahshon Wright

#### Week 15 - at Jacksonville

Offense ..... Tyler Smith  
Defense ..... Dante Fowler  
Special Teams ..... Matt Overton

#### Week 16 - vs. Philadelphia

Offense ..... Dak Prescott  
Defense ..... Micah Parsons  
Special Teams ..... C.J. Goodwin

#### Week 17 - at Tennessee

Offense ..... Tyron Smith  
Defense ..... Carlos Watkins  
Special Teams ..... Luke Gifford

#### Week 18 - at Washington

Offense ..... Jason Peters  
Defense ..... DaRon Bland  
Special Teams ..... KaVontae Turpin

#### Postseason

Offense ..... D. Prescott, Z. Martin  
Defense ..... J. Kearsa, D. Lawrence  
ST ..... L. Gifford, C.J. Goodwin

## ★ BEAT THE BEST ★

Due to winning the NFC East in 2021, Dallas played a first place schedule in 2022. The Cowboys went 6-2 against teams that finished with a winning record in 2022, the second-most wins and second-highest winning percentage (.750) against teams with a winning record this season:

### Highest Win % Against Teams With Winning Record - 2022

Team	W	L	Win%	Team	W	L	Win%
Philadelphia .....	7	1	.875	Buffalo .....	5	2	.714
<b>Dallas .....</b>	<b>6</b>	<b>2</b>	<b>.750</b>	Kansas City .....	5	2	.714



## ★ DIVISIONAL ROUND HISTORY ★

The Cowboys are appearing in their 28th Divisional Playoff Game on Sunday. They have posted a 15-12 record in Divisional Playoff Games. Sunday marks the ninth time that Dallas and San Francisco have met in the postseason. Dallas holds a 1-0 record when playing the Eagles in the Divisional Round. Below is the Cowboys Divisional Playoff history:

Date	Opp Loc.	Dal W/L	Score	Date	Opp Loc.	Dal W/L	Score
12/24/67	Cle	W	52-14	1/16/83	GB	W	37-26
12/21/68	@Cle	L	20-31	1/4/86	@LA	L	0-20
12/28/69	Cle	L	14-38	1/5/92	@Det	L	6-38
12/26/70	Det	W	5-0	1/10/93	Phi	W	34-10
12/25/71	@Min	W	20-12	1/16/94	GB	W	27-17
12/23/72	@SF	W	30-28	1/8/95	GB	W	35-9
12/23/73	LA	W	27-17	1/7/96	Phi	W	30-11
12/28/75	@Min	W	17-14	1/5/97	@Car	L	17-26
12/19/76	LA	L	12-14	1/13/08	NYG	L	17-21
12/26/77	Chi	W	37-7	1/17/10	@Min	L	3-34
12/30/78	Atl	W	27-20	1/11/15	@GB	L	21-26
12/30/79	LA	L	19-21	1/15/17	GB	L	31-34
1/4/81	@Atl	W	30-27	1/12/19	@LAR	L	22-30
1/2/82	TB	W	38-0				

## ★ INSIDE DALLAS DIVISIONAL HISTORY ★

The Dallas Cowboys have played in 27 Divisional Playoff games and hold a 15-12 record. This is the 11th time Dallas will travel for a Divisional Playoff Game. The Cowboys are 4-6 when hitting the road in the Divisional Playoffs, and the first time that Dallas has played a Divisional Round game on the road since the 2018 season (at LAR, 1/12/19).

In 27 Divisional Playoff Games in Dallas history, there have been:

- \* 14 games decided by double-digits - nine Dallas wins
- \* 10 games decided by two-or-more touchdowns - six Dallas wins
- \* Nine games decided by less than a touchdown - four Dallas wins
- \* Three shutouts - two by Dallas
- \* A five-game winning streak by Dallas (1970-75)
- \* A six-game losing streak by Dallas (1996-2018)
- \* Two 38-point wins by Dallas (12/24/67 and 1/2/92) - biggest Cowboys wins
- \* A 32-point loss by Dallas (1/5/92) - biggest Cowboys loss
- \* A 52-point game by Dallas, vs. Cle (12/24/67) most points for Dallas
- \* 38-points scored against Dallas, at Cle (12/28/69) and at Det (1/5/92) - most points against Dallas
- \* 165 points scored by Dallas in road games, 260 allowed
- \* Five games against the Green Bay Packers - most for Dallas against a single-team in the divisional round

## ★ PLAYOFF POSTURING ★

This Sunday's matchup against the San Francisco 49ers will mark Dallas' 66th postseason game - most in NFL history. The Cowboys own a 36-29 playoff record, which is tied for the second-most postseason wins in NFL history.

This week's playoff contest will be the ninth against San Francisco, tied with the LA Rams for the most playoff games against a single opponent in Cowboys history.

Dallas is 5-3 all-time in the postseason against the 49ers, the most playoff wins against a single opponent in club history.

### Cowboys Most Postseason Wins

Team	Record
San Francisco 49ers.....	5-3
Green Bay Packers.....	4-4
Minnesota Vikings.....	4-3
LA/StL Rams.....	4-5

### Cowboys Top Postseason Opponents

Team	Games
LA/StL Rams.....	9
Green Bay Packers.....	8
San Francisco 49ers.....	8
Minnesota Vikings.....	7
Philadelphia Eagles.....	4

Should Dallas advance to the NFC Championship next weekend, the club will either travel to Philadelphia (No. 1 seed) or host the N.Y. Giants (No. 6), depending on the outcome.

## ★ POSTSEASON EXPERIENCE ★

Entering the 2022 Playoffs, the Dallas Cowboys boast 34 players on the active roster with postseason experience. T.Y. Hilton leads the way, totaling the most playoff games played with nine - all with the Indianapolis Colts. DeMarcus Lawrence, Zack Martin and Tyron Smith have played all six of their postseason games with Dallas:

### Dallas Cowboys with Postseason Experience

Player	Team	Seasons	Games
T.Y. Hilton	Ind	2012, 13, 14, 18, 20	9
Matt Overton	Ind, Ten	2012, 13, 14, 20	7
Dante Fowler	Jax, LAR	2017, 18	6
C.J. Goodwin	Atl, Dal	2016, 18, 21	6
DeMarcus Lawrence*	Dal	2014, 16, 18, 21	6
Zack Martin*	Dal	2014, 16, 18, 21	6
Jason Peters	Phi	2009, 10, 13, 18, 19	6
Tyron Smith*	Dal	2014, 16, 18, 21	6
Anthony Barr	Min	2015, 17, 19	5
Ezekiel Elliott*	Dal	2016, 18, 21	4
Jayron Kearsse	Min, Dal	2017, 19, 21	4
Dak Prescott*	Dal	2016, 18, 21	4
Bryan Anger	Hou, Dal	2019, 21	3
Noah Brown*	Dal	2018, 21	3
Dalton Schultz*	Dal	2018, 21	3
Leighton Vander Esch*	Dal	2018, 21	3
Dorance Armstrong*	Dal	2018, 21	2
Michael Gallup*	Dal	2018	2
Malik Hooker	Ind, Dal	2018, 21	2
Brett Maher*	Dal	2018	2
Carlos Watkins	Hou, Dal	2019, 21	2
Tyler Biadasz*	Dal	2021	1
Trevon Diggs*	Dal	2021	1
Neville Gallimore*	Dal	2021	1
Luke Gifford*	Dal	2021	1
Chauncey Golston*	Dal	2021	1
Kelvin Joseph	Dal	2021	1
CeeDee Lamb*	Dal	2021	1
Connor McGovern*	Dal	2021	1
Sean McKeon*	Dal	2021	1
Osa Odighizuwa*	Dal	2021	1
Micah Parsons*	Dal	2021	1
Tony Pollard*	Dal	2021	1
Donovan Wilson*	Dal	2021	1

\*Indicates players on the active roster who have played all postseason games with Dallas.

## ★ PLAYER PLAYOFF HIGHLIGHTS ★

### Ezekiel Elliott - RB

Carried the ball 93 times for 367 yards (3.9 avg.) and two touchdowns in five postseason appearances. Rushed for 100 yards in two playoff games (vs. Green Bay, 1/15/17; vs. Seattle, 1/5/19).

### Michael Gallup - WR

In just three games, has 13 receptions for 183 yards and two touchdowns.

### T.Y. Hilton - WR

In 10 career postseason games - nine with Indianapolis and one with Dallas - has 49 receptions for 804 yards and three touchdowns. Caught 13 passes for 224 yards and two touchdowns to help the Colts rally from a 38-10 deficit and defeat Kansas City 45-44 in the 2014 Wild Card Round (1/4/15).

### Jayron Kearsse - S

In his two postseason contests with Dallas, totaled 11 tackles, an interception and four pass breakups.

### DeMarcus Lawrence - DE

Collected 2.0 sacks, 19 tackles, six tackles for loss, eight pressures, a forced fumble and two fumble recoveries in seven games.

### Dak Prescott - QB

Completed 114-of-179 passes (63.7%) for 1,353 yards with 10 touchdowns and three interceptions. Has two 300-yard performance (vs. GB, 1/15/17 and @TB, 1/16/23).

### Dalton Schultz - TE

Has caught 15 passes for 204 yards and two touchdowns in four career playoff games. His two touchdowns came at Tampa Bay last week (1/16/23), the only tight end in franchise history with multiple receiving touchdowns in a postseason game.

### Leighton Vander Esch - LB

Totaled 36 tackles, three pressures and two pass breakups in four games.

## ★ PLAYER HIGHLIGHTS vs. SF ★

### Ezekiel Elliott - RB

In three career games against San Francisco, rushed for 316 yards and three touchdowns, including nine rushes of 10-plus yards. He rushed for 138 yards on 23 carries (6.0 avg.) in a 2016 win against the 49ers.

### CeeDee Lamb - WR

Caught six passes for 106 yards in two games. Returned an onside kick 47 yards for a touchdown in the 2020 win.

### DeMarcus Lawrence - DE

Recorded 2.0 sacks and 12 tackles in three games against San Francisco. Also has two quarterback pressures, two tackles for loss, two forced fumbles and a fumble recovery.

### Tony Pollard - RB

In two career games against the 49ers, rushed for 83 yards on 16 carries (5.2 avg.). Had a 40-yard rushing touchdown in the 2020 win against San Francisco (12/20). Added eight receptions for 75 yards.

### Dak Prescott - QB

In three games against the 49ers, completed 62.0% of his passes for 733 yards and six touchdowns. Threw two touchdowns and racked up 245 passing yards in the Week 4 matchup of his rookie season. Also has 13 carries for 56 yards and two touchdowns.

### Dalton Schultz - TE

In two career games against San Francisco, has nine receptions for 103 yards and a touchdown.

### Leighton Vander Esch - LB

In two games tallied 16 tackles, including a 13-tackle performance in the 2021 postseason game against the 49ers.

## ★ 2022 STAT COMPARISON ★

(regular season league ranking)

	<u>Cowboys</u>	<u>49ers</u>
Record	12-5	13-4
Scoring Avg. (NFL rank)	27.5 (4)	26.5 (6)
Opp. Scoring Avg. (NFL rank)	20.1 (5t)	16.3 (1)
Total Off. (NFL rank)	354.9 (11)	365.6 (5)
Rushing Off. (NFL rank)	135.2 (9)	138.8 (8)
Passing Off. (NFL rank)	219.8 (14)	226.8(13)
Total Def. (NFL rank)	330.2 (12)	300.6 (1)
Rushing Def. (NFL rank)	129.3 (22)	77.2 (2)
Passing Def. (NFL rank)	200.9 (8)	222.9 (20)
Kickoff Return Avg.	23.9 (11)	23.0 (14)
Punt Return Avg.	10.4 (8)	10.8 (5)
Turnover Margin	+10 (2)	+13 (1)
Penalties	104	94
Penalty Yards	842	730

## ★ INSIDE THE SERIES HISTORY ★

The rivalry between the Dallas Cowboys and San Francisco 49ers has been around since the Cowboys entered the NFL in 1960.

### In 38 games of the series there have been:

- \* 18 games decided by double digits
- \* Ten games decided by less than a touchdown
- \* One tie - 24-24 (11/27/69)
- \* A five-game winning streak by Dallas from 1972-1980
- \* A six-game losing streak by Dallas from 1981-1990
- \* A 45-point win by Dallas (10/12/80) - tying the third-largest margin of victory in franchise history
- \* A 31-point loss by Dallas (10/11/81) - biggest series loss
- \* 59 points scored by Dallas (10/12/80) - tying the most points in a game in franchise history
- \* Eight playoff games - a 5-3 Dallas record - six NFC Championship games (4-2), a Divisional playoff game (1-0) and a Wild Card game (0-1)
- \* A 10-9 Cowboys record when playing in San Francisco

## ★ ALL-TIME STAT COMPARISON ★

This week's game marks the 38th game between Dallas and San Francisco. Below is a brief look into the stats of the series:

### TEAM TOTALS

	<u>Cowboys</u>	<u>49ers</u>
Wins.....	19	18
Points.....	923	955
Total Net Yards .....	13,298	12,813
Net Rushing Yards .....	4,525	4,382
Net Passing Yards .....	8,773	8,431

### SINGLE-GAME TEAM-HIGHS

	<u>Cowboys</u>	<u>49ers</u>
Points.....	59 10/12/80	45 10/11/81
Total Net Yards .....	532 11/10/63	458 12/20/20
Net Rushing Yards.....	265 10/22/17	261 9/24/00
Net Passing Yards .....	427 9/18/11	312 12/22/85

### SINGLE-GAME INDIVIDUAL HIGHS

<u>Cowboys</u>	<u>49ers</u>
<b>Passing Yards</b>	
460 - D. Meredith 11/10/63	322 - J. Montana 12/22/85
<b>Rushing Yards</b>	
153 - C. Hill 11/10/74	201 - C. Garner 9/24/00
<b>Receiving Yards</b>	
213 - T. Owens 11/23/08	161 - J. Rice 11/12/95

## ★ SERIES HISTORY ★

Dallas and San Francisco share a historical rivalry dating back to 1960. The two squads have squared off 38 times, with Dallas holding a narrow 19-18-1 advantage. The Cowboys have won six of the last eight matchups. The teams have met eight times in the postseason - 5-3 advantage for Dallas. Below is a brief look into the outcome of each game in the series.

Date	Loc.	Dal W/L	Score	Date	Loc.	Dal W/L	Score
11/20/60	Dal	L	14-26	1/17/93	SF**	W	30-20
11/10/63	SF	L	24-31	10/17/93	Dal	W	26-17
11/7/65	Dal	W	39-31	1/23/94	Dal**	W	38-21
12/16/67	SF	L	16-24	11/13/94	SF	L	14-21
11/27/69	Dal	T	24-24	1/15/95	SF**	L	28-38
1/3/71	SF**	W	17-10	11/12/95	Dal	L	20-38
1/2/72	Dal**	W	14-3	11/10/96	SF W(OT)	20-17	
11/23/72	Dal	L	10-31	11/2/97	SF	L	10-17
12/23/72	SF*	W	30-28	9/24/00	Dal	L	24-41
11/10/74	Dal	W	20-14	12/30/01	Dal	W	27-21
12/12/77	SF	W	42-35	12/8/02	Dal	L	27-31
9/9/79	SF	W	21-13	9/25/05	SF	W	34-31
10/12/80	Dal	W	59-14	11/23/08	Dal	W	35-22
10/11/81	SF	L	14-45	9/18/11	SF W(OT)	27-24	
1/10/82	SF**	L	27-28	9/7/14	Dal	L	17-28
12/19/83	SF	L	17-42	10/2/16	SF	W	27-17
12/22/85	SF	L	16-31	10/22/17	SF	W	40-10
10/15/89	Dal	L	14-31	12/20/20	Dal	W	41-33
11/11/90	Dal	L	6-24	1/16/22	Dal^	L	17-23

\*\*NFC Championship \*NFC Divisional Round  
^Wild Card Round

## ★ FIRST TIME, LAST TIME ★

The first time these two clubs met, the Dallas Cowboys were just nine weeks old and lost their first eight games. Dallas hosted San Francisco on Nov. 20, 1960 and lost 14-26 in front of 10,000 fans at the Cotton Bowl.

The last time the Cowboys and 49ers faced off was in a Wild Card Playoff Game in 2021. The 49ers held off a late rally from Dallas and downed the Cowboys 23-17 in front of 93,470 fans at AT&T Stadium.



## ★ PRO BOWL COWBOYS ★

Seven Dallas Cowboys were named to the 2023 NFL Pro Bowl last week, the most the club has sent to the game since eight were named in 2018. Pro Bowl selections are determined by fans, players and coaches, with each group's vote counting one-third toward deciding the rosters.

From the offense, Zack Martin (eighth) was named a starter, while CeeDee Lamb (second) and Tony Pollard (first) both earned a spot on the NFC roster. Martin's eight selections tie him for the sixth-most by a Cowboy, tie him with Tyron Smith for the second-most by a Dallas offensive lineman and are one behind Larry Allen (nine) for the most by a Cowboys guard.

Representing the Dallas defense is DeMarcus Lawrence (third selection), along with Trevon Diggs and Micah Parsons - both selected as starters for their second consecutive years. Diggs earned his second straight Pro Bowl selection, becoming the first Cowboys cornerback since Deion Sanders (1996-99) to make it in consecutive years. Parsons is the seventh player in franchise history to make the Pro Bowl in each of his first two NFL seasons, and just the third defensive player overall, along with Everson Walls (1981-82) and Mel Renfro (1964-65).

Rounding out the Cowboys Pro Bowl roster is first time selection KaVontae Turpin, who becomes just the seventh Dallas Cowboys rookie to earn a spot on the all-star roster since 2000 and the 13th overall. Turpin earned a spot as the NFC's return specialist and becomes the 12th different Dallas Cowboys special teamer (13th appearance), fourth non-kicker and first designated return specialist to earn the honor.

This season ushers in a change to the Pro Bowl format. The NFL will debut the 2023 Pro Bowl Games including:

- **Three NFC vs. AFC flag football games**
- **Gridiron Gauntlet:** A full-field relay race between six NFC players and six AFC players
- **Move The Chains:** An offensive and defensive lineman strength and speed competition
- **Best Catch Finals:** Two fan-selected winners from Thursday's Skills competition will compete for the title

### 2022 Dallas Cowboys Pro Bowlers

Player	Selection
Zack Martin, G.....	<i>Eighth</i>
DeMarcus Lawrence.....	Third
Trevon Diggs, CB.....	Second
CeeDee Lamb, WR.....	Second
Micah Parsons, LB.....	Second
Tony Pollard, RB.....	First
KaVontae Turpin, Return Specialist.....	First

*\*Italics indicates starter*



## ★ AT&T STADIUM RECORD... ★

The Dallas Cowboys finished their 14th season calling AT&T Stadium home. The Cowboys went 8-1 at home in 2022, the most home wins since the venue opened in 2009. Dallas' first game at the venue was on Sept. 20, 2009 - a 31-33 loss to the N.Y. Giants. The club's first win came a week later with a 21-7 decision over Carolina. Below is a breakdown of the club's record on their home turf:

Regular season.....	66-47
Postseason.....	3-2
Overall.....	69-49

	Regular	Post
September.....	16-6	
October.....	15-14	
November.....	17-16	
December.....	16-9	
January.....	2-2	3-2
Playing at noon.....	23-10	
Playing at 3:30.....	24-23	1-2
Playing in prime time.....	19-14	2-0
Thursday.....	7-8	
Saturday.....	1-2	2-0
Sunday.....	54-32	1-2
Monday.....	4-5	
Fully closed stadium.....	42-28	3-2
Fully open stadium.....	12-11	
Roof open, doors closed.....	2-5	
Roof closed, doors open.....	10-3	
Playing against the NFC East.....	27-15	1-0
Playing against the NFC (non-NFC East).....	23-18	2-2
Playing against the AFC.....	16-13	

Team-by-team							
Team	W	L	Pct	Team	W	L	Pct
Arizona.....	0	3	.000	Minnesota.....	1	1	.500
Atlanta.....	3	1	.750	New England.....	0	1	.000
Baltimore.....	1	0	1.000	New Orleans.....	2	2	.500
Buffalo.....	1	1	.500	N.Y. Giants.....	9	5	.643
Carolina.....	2	1	.667	N.Y. Jets.....	0	1	.000
Chicago.....	2	2	.500	Philadelphia.....	8	6	.571
Cincinnati.....	2	0	1.000	Pittsburgh.....	1	1	.500
Cleveland.....	1	1	.500	San Francisco.....	1	1	.500
Denver.....	0	2	.000	Seattle.....	2	2	.500
Detroit.....	4	1	.800	Tampa Bay.....	3	1	.750
Green Bay.....	0	3	.000	Tennessee.....	0	2	.000
Houston.....	2	0	1.000	Washington.....	10	4	.714
Indianapolis.....	2	0	1.000				
Jacksonville.....	1	1	.500	<b>Postseason</b>			
Kansas City.....	1	0	1.000	Detroit.....	1	0	1.000
LA Chargers.....	0	2	.000	Green Bay.....	0	1	.000
LA Rams.....	3	1	.750	Philadelphia.....	1	0	1.000
Las Vegas.....	2	1	.667	Seattle.....	1	0	1.000
Miami.....	2	0	1.000	San Francisco.....	0	1	.000

The Cowboys 8-1 home mark in 2022 surpassed the 2018 and 2016 teams for the best home record by a Cowboys team since the stadium opened in 2009:

### Most Single Season Wins at AT&T Stadium - Dallas Cowboys

Season	Wins	Consec. Wins	Home Record
2022.....	8	8	8-1
2016.....	7	7	7-1
2018.....	7	4	7-1
2009.....	6	5	6-2
2011.....	5	4	5-3
2013/19.....	5	--	--
2021.....	5	3	5-3

# 388.0 27.5 4.62

Dallas' offense has averaged 388.0 yards-per-game at AT&T Stadium - second-most at home since 2009.

The Cowboys have scored 27.4 points-per-game at home since moving into AT&T Stadium - fourth in the NFL.

Dallas has averaged 4.62 yards-per-rush at home since 2009, second in the NFL behind Buffalo (4.70).



# ★ THE DALLAS COWBOYS - A CHAMPIONSHIP TRADITION ★

## SUPER BOWL CHAMPIONSHIPS

New England Patriots .....	6
Pittsburgh Steelers .....	6
<b>DALLAS COWBOYS .....</b>	<b>5</b>
San Francisco 49ers .....	5
Green Bay Packers .....	4
New York Giants .....	4
Denver Broncos .....	3
Oakland Raiders .....	3
Washington Redskins .....	3

## SUPER BOWL APPEARANCES

New England Patriots .....	11
<b>DALLAS COWBOYS .....</b>	<b>8</b>
Pittsburgh Steelers .....	8
Denver Broncos .....	8
San Francisco 49ers .....	7
Green Bay Packers .....	5
Miami Dolphins .....	5
New York Giants .....	5
Oakland Raiders .....	5
Washington Redskins .....	5

## POSTSEASON VICTORIES

New England Patriots .....	37
<b>DALLAS COWBOYS ...</b>	<b>36</b>
Pittsburgh Steelers .....	36
Green Bay Packers .....	36
San Francisco 49ers .....	35
StL/LA Rams .....	26
Oak/LV Raiders .....	25
New York Giants .....	25

## POSTSEASON APPEARANCES

<b>DALLAS COWBOYS ...</b>	<b>35</b>
Green Bay Packers .....	35
Pittsburgh Steelers .....	33
New York Giants .....	33
Minnesota Vikings .....	33
Cle./StL/LA Rams .....	31
Philadelphia Eagles .....	30
Indianapolis Colts .....	29
San Francisco 49ers .....	29
New England Patriots .....	28
Chicago Bears .....	27

## POSTSEASON GAMES

<b>DALLAS COWBOYS ...</b>	<b>65</b>
Pittsburgh Steelers .....	63
Green Bay Packers .....	61
New England Patriots .....	59
San Francisco 49ers .....	57
StL/LA Rams .....	53
Minnesota Vikings .....	52

## CONSEC. POSTSEASON APPEARANCES

New England Patriots (2009-19) ...	11
<b>DALLAS COWBOYS (1975-83) ...</b>	<b>9</b>
Indianapolis Colts (2002-10) .....	9
<b>DALLAS COWBOYS (1966-73) ...</b>	<b>8</b>
Pittsburgh Steelers (1972-79) .....	8
Los Angeles Rams (1973-80) .....	8
San Francisco 49ers (1983-90) .....	8

## CONSECUTIVE WINNING SEASONS

<b>DALLAS COWBOYS (1966-85) ...</b>	<b>20</b>
New England Patriots (2001-19) ...	19
Oakland Raiders (1965-80) .....	16
San Francisco 49ers (1983-98) ...	16
Chicago Bears (1930-44) .....	15
Green Bay Packers (1934-47) ...	14

## ALL-TIME REGULAR SEASON WINNING %

<b>DALLAS COWBOYS .....</b>	<b>0.574</b>
Green Bay Packers .....	0.572
Baltimore Ravens .....	0.561
New England Patriots .....	0.561
Chicago Bears .....	0.557
Miami Dolphins .....	0.552
Minnesota Vikings .....	0.548

45 SEASONS OF .500-OR-BETTER	35 POSTSEASON APPEARANCES	25 DIVISION TITLES	16 NFL/NFC CHAMPIONSHIP GAME FINALIST	8 NFC CHAMPIONSHIPS	5 SUPER BOWL CHAMPIONSHIPS
1965 1982 2009	1966 1991	1966 1992	1966 1975 1992	1970 1992	1971 1992
1966 1983 2011	1967 1992	1967 1993	1967 1977 1993	1971 1993	1977 1993
1967 1984 2012	1968 1993	1968 1994	1970 1978 1994	1975 1995	1995
1968 1985 2013	1969 1994	1969 1995	1971 1980 1995	1977	
1969 1991 2014	1970 1995	1970 1996	1972 1981	1978	
1970 1992 2016	1971 1996	1971 1998	1973 1982		
1971 1993 2017	1972 1998	1973 2007			
1972 1994 2018	1973 1999	1976 2009			
1973 1995 2019	1975 2003	1977 2014			
1974 1996 2021	1976 2006	1978 2016			
1975 1998 2022	1977 2007	1979 2018			
1976 1999	1978 2009	1981 2021			
1977 2003	1979 2014	1985			
1978 2005	1980 2016				
1979 2006	1981 2018				
1980 2007	1982 2021				
1981 2008	1983 2022				
	1985				



# ★ PRO BOWL COWBOYS ★

Since 2010 Dallas has selected 17 players that have gone on to make at least one Pro Bowl - the most in the NFL over that span (Kansas City, 16; Minnesota, 15). Since 1989 Dallas has sent 56 different players to the Pro Bowl, and of those, Dallas drafted 39. Additionally, 29 Cowboys draft picks have been selected to 90 Pro Bowls since, which is 11 more than any other team over that span (Kansas City, 79 Pro Bowl selections):

## COWBOYS PRO BOWL DRAFT PICKS SINCE 2002 (BY YEAR DRAFTED)

2002: Roy Williams (5)  
 2002: Andre Gurode (5)  
 2003: Terence Newman (2)  
 2003: Jason Witten (11)  
 2005: DeMarcus Ware (9 - 7 with Dallas)  
 2005: Marion Barber (1)  
 2005: Jay Ratliff (4)  
 2006: Jason Hatcher (1)  
 2007: Anthony Spencer (1)  
 2007: Nick Folk (1)  
 2008: Mike Jenkins (1)  
 2008: Martellus Bennett (1 - with Chicago)  
 2010: Sean Lee (2)  
 2010: Dez Bryant (3)  
 2011: Tyron Smith (8)



2011: DeMarco Murray (3 - 2 with Dallas)  
 2011: Dwayne Harris (1 - with N.Y. Giants)  
 2013: Travis Frederick (5)  
 2014: Zack Martin (8)  
 2014: DeMarcus Lawrence (3)  
 2015: Byron Jones (1)  
 2016: Dak Prescott (2)  
 2016: Ezekiel Elliott (3)  
 2016: Jaylon Smith (1)  
 2018: Leighton Vander Esch (1)  
 2019: Tony Pollard (1)  
 2020: CeeDee Lamb (2)  
 2020: Trevon Diggs (2)  
 2021: Micah Parsons (2)



4

**Dak Prescott has recorded a rushing touchdown and passing touchdown in each of his last four playoff contests, the only player in NFL history with a rushing and passing touchdown in four consecutive postseason games. He is also the sixth NFL player with four career postseason games of a rushing and passing score.**

## ★ QBS MULTIPLE TOUCHDOWNS ★

Dak Prescott had a career-best 11 multi-passing touchdown games in 2021 and recorded eight multi-score games in 2022. His 52 total games with two-or-more touchdown passes are second in team history:

Multiple Passing Touchdown Games - Dallas Cowboys		Multiple Passing Touchdown Games - Dallas Cowboys	
Player	Games	Player	Games
Tony Romo.....	79	Danny White.....	44
<b>Dak Prescott.....</b>	<b>52</b>	Troy Aikman.....	43
Roger Staubach.....	48	Don Meredith.....	41

Prescott also has 30 games with three-or-more touchdown-passes in his career - second on the team's all-time three-touchdown games list:

Three Passing Touchdown Games - Dallas Cowboys		Three Passing Touchdown Games - Dallas Cowboys	
Player	Games	Player	Games
Tony Romo.....	40	Roger Staubach.....	17
<b>Dak Prescott.....</b>	<b>30</b>	Don Meredith.....	14
Danny White.....	20	Troy Aikman.....	10

## ★ MOVING UP THE CHARTS ★

Dak Prescott has 21 games with at least 300 yards through the air - second in Cowboys history:

Player	Games
Tony Romo.....	46
<b>Dak Prescott.....</b>	<b>21</b>
Troy Aikman.....	13
Danny White.....	10
Don Meredith.....	7

## ★ RAYNEING TOUCHDOWNS... ★

Rayne Dakota Prescott is responsible for 193 combined rushing, passing and receiving touchdowns through his first 97 NFL games, which is fourth in NFL history at the quarterback position:

### Combined Touchdowns in a QBs First 97 Career Games

Player	TDs	Player	TDs
Dan Marino.....	216	Andrew Luck.....	185
Aaron Rodgers.....	211	Matt Stafford.....	182
Patrick Mahomes.....	204	Daunte Culpepper.....	180
<b>Dak Prescott.....</b>	<b>193</b>	Russell Wilson.....	180
Brett Favre.....	192	Peyton Manning.....	178
Cam Newton.....	191	Three tied.....	176

## ★ FOURTH QUARTER WINS ★

Since taking over as the Dallas Cowboys starting quarterback in 2016, Dak Prescott has engineered his share of fourth quarter wins for the club. Included in his 61 regular season wins as a starter are 19 occasions in which he led the team to victory when the club was tied or trailing in the fourth quarter or overtime. Prescott's 19 wins are the second-most by a Dallas signal caller:

### 4th Quarter/OT Wins - Cowboys

Quarterback	Wins	Quarterback	Wins
Tony Romo.....	24	Roger Staubach.....	13
<b>Dak Prescott.....</b>	<b>19</b>	Danny White.....	11
Troy Aikman.....	15		

Below is a look at each of Prescott's 19 games in which the game was tied or the team trailed in the fourth quarter to pull out the win and his 4th quarter/OT stats:

Date	Opp	Score	Time Left	Att	Com	Yds	TD	Int	Final Score
9/18/16	@Was	20-23	15:00	7	6	66	0	0	27-23
10/30/16	PHI*	13-23	7:48	20	11	135	2	0	29-23
11/13/16	@Pit	29-30	0:42	11	10	83	0	0	35-30
12/1/16	@Min	7-9	14:11	4	2	26	1	0	17-15
12/18/16	TB	17-20	15:00	6	6	41	0	0	26-20
9/25/17	@Ari	14-14	14:45	3	3	94	1	0	28-17
12/10/17	@NYG	10-10	9:29	6	4	158	2	0	30-10
12/17/17	@Oak	17-17	6:30	6	5	82	0	0	20-17
12/31/17	@Phi	0-0	12:19	9	6	75	1	0	6-0
9/30/18	DET	23-24	2:17	11	7	99	0	0	26-24
11/11/18	@Phi	20-20	7:27	8	7	88	1	0	27-20
11/18/18	@Atl	19-19	1:52	6	4	45	0	0	22-19
12/9/18	PHI*	23-23	1:39	12	11	94	1	0	29-23
12/30/18	@NYG	28-32	3:21	10	5	78	1	0	36-35
9/20/20	Atl	24-36	15:00	21	13	182	1	0	40-39
9/19/21	@LAC	17-17	3:54	8	7	47	0	0	20-17
10/17/21	@NE*	29-29	7:53	5	5	71	1	0	35-29
<b>12/11/22</b>	<b>Hou</b>	<b>20-23</b>	<b>3:20</b>	<b>7</b>	<b>6</b>	<b>79</b>	<b>0</b>	<b>0</b>	<b>27-23</b>
<b>12/24/22</b>	<b>Phi</b>	<b>27-34</b>	<b>9:59</b>	<b>10</b>	<b>7</b>	<b>127</b>	<b>1</b>	<b>0</b>	<b>40-34</b>

\*italics indicate overtime and are reflected in the stats totals

Amongst all NFL quarterbacks, Prescott is tied for the sixth-most game-winning drives from 2016-22:

### Game-Winning Drives - NFL (2016-22)

Player	Drives	Player	Drives
Derek Carr.....	28	Ryan Tannehill.....	19
Kirk Cousins.....	24	<b>Dak Prescott.....</b>	<b>19</b>
Matthew Stafford.....	22	Tom Brady.....	19
Russell Wilson.....	21	Drew Brees.....	18
Ben Roethlisberger.....	20	Aaron Rodgers.....	18

\*Game Winning Drive = Fourth quarter drive that puts team ahead for the final time

\*4th Quarter Comeback = Offense overcomes a deficit to win the game

Since 2016, Prescott is responsible for 25 total touchdowns (22 passing, three rushing) when the game is within seven points in the fourth quarter or overtime, tied for seventh in the NFL over that span:

### 4th Qtr & OT TDs, +/- 7 Points - NFL, 2016-22

Player	Total TDs	Player	Total TDs
Derek Carr.....	34	Tom Brady.....	28
Kirk Cousins.....	33	<b>Dak Prescott.....</b>	<b>25</b>
Russell Wilson.....	33	Ben Roethlisberger.....	25
Matt Ryan.....	32	Patrick Mahomes.....	24
Aaron Rodgers.....	28	M. Stafford/R. Tannehill..	24

Additionally, Prescott is 23-of-28 on pass attempts in overtime in his career, which at 84.8% is the second-highest completion percentage in overtime of any quarterback in Cowboys history, trailing only Troy Aikman (84.8%).

## ★ DAK'S RECORD WHEN... ★

Since taking over as Dallas' starting quarterback in 2016, Dak Prescott has compiled a 61-36 regular season record in 97 career starts, and he is 2-3 in the postseason. Below is a look at Prescott's record under several different circumstances:

	Regular	Post
Playing at home: .....	35-15	1-2
Playing on the road: .....	26-21	1-1
Playing indoors: .....	32-14	1-2
Playing outdoors: .....	29-22	1-1
Playing against the NFC East:.....	27-7	
Playing against the NFC (non-NFC East): ..	21-16	2-3
Playing against the AFC: .....	13-13	
Playing on Thursday:.....	8-5	
Playing on Saturday.....	2-0	1-1
Playing on Sunday: .....	45-29	0-2
Playing on Sunday night.....	10-7	
Playing on Monday night: .....	4-1	1-0
Playing on artificial turf: .....	46-25	1-2
Playing on natural grass: .....	15-11	1-1
Offense totals over 400 yards: .....	37-11	1-1
Throws for over 300 yards: .....	13-8	1-1
Throws for 200-299 yards: .....	37-17	1-2
Attempts more than 30 passes .....	32-31	2-3

Throws only one touchdown: .....	17-7	1-2
Throws more than one touchdown: .....	37-15	1-1
Completes 65.0%-or-more of his passes:....	44-13	2-0
Averages more than 7.0 yards-per-attempt...	48-11	1-2
Has more than one Big Play (25+) passing...	34-13	2-1

Throws no interceptions: .....	41-11	1-1
Throws one interception: .....	13-14	1-2
Throws more than one interception: .....	6-12	
Records at least 100.0 passer rating: .....	43-7	1-1

Commits no turnovers.....	34-7	1-1
---------------------------	------	-----

Against teams with winning record: ..... 19-17 1-3  
Against teams with .500 record: ..... 12-9  
Against teams with losing record: ..... 30-9 1-0

Has between one-five rush attempts .....	55-28	0-3
Has five-or-more rush attempts .....	22-8	2-0

Sacked one time-or-less: .....	34-11	2-1
Sacked more than once: .....	27-25	0-2

September: ..... 12-9  
October: ..... 14-7  
November: ..... 15-11  
December: ..... 19-6  
January: ..... 1-3      2-3

				Team-by-team			
Team	W	L	Pct	Team	W	L	Pct
Arizona.....	1	1	.500	Minnesota.....	2	1	.667
Atlanta.....	3	1	.750	New England...1	1	1	.500
Baltimore.....	1	0	1.000	New Orleans....	2	1	.667
Buffalo.....	0	1	.000	N.Y. Giants ....	10	2	.833
Carolina.....	1	1	.500	N.Y. Jets.....	0	1	.000
Chicago.....	2	1	.667	Philadelphia....	8	3	.727
Cincinnati.....	1	0	1.000	Pittsburgh.....	1	0	1.000
Cleveland.....	1	1	.500	San Francisco..	2	0	1.000
Denver.....	0	2	.000	Seattle.....	0	3	.000
Detroit.....	4	0	1.000	Tampa Bay.....	2	2	.500
Green Bay.....	1	3	.250	Tennessee.....	1	1	.500
Houston.....	1	1	.500	Washington.....	9	2	.818
Indianapolis....	1	1	.500				
Jacksonville....	1	1	.500	<b>Postseason</b>			
Kansas City.....	1	1	.500	Green Bay.....	0	1	.000
LA Chargers.....	1	1	.500	L.A. Rams.....	0	1	.000
LA Rams.....	1	2	.333	San Francisco..	0	1	.000
Las Vegas.....	1	1	.500	Seattle.....	1	0	1.000
Miami.....	1	0	1.000	Tampa Bay.....	1	0	1.000

**★ DAK TO THE FUTURE ★**

Midway through his seventh pro season, Dak Prescott ranks first in completion percentage (66.6%), second in passing touchdowns (166), third in completions (2,185), attempts (3,283), passing yards (24,943) and fifth in wins (61) in regular season team history:

## Dallas Cowboys All-Time QB Chart

## WINS AS STARTER

Troy Aikman .....	94
Roger Staubach .....	85
Tony Romo .....	78
Danny White.....	62
<b>Dak Prescott.....</b>	<b>61</b>

## ATTEMPTS

Troy Aikman .....	4,715
Tony Romo .....	4,335
<b>Dak Prescott .....</b>	<b>3,283</b>
Roger Staubach .....	2,958
Danny White .....	2,950

## COMPLETIONS

Troy Aikman .....	2,898
Tony Romo .....	2,829
<b>Dak Prescott .....</b>	<b>2,185</b>
Danny White.....	1,761
Roger Staubach .....	1,685

## PASSING YARDS

Tony Romo .....	34,183
Troy Aikman.....	32,942
<b>Dak Prescott.....</b>	<b>24,943</b>
Roger Staubach.....	22,700
Danny White .....	21,959

## PASSING TOUCHDOWNS

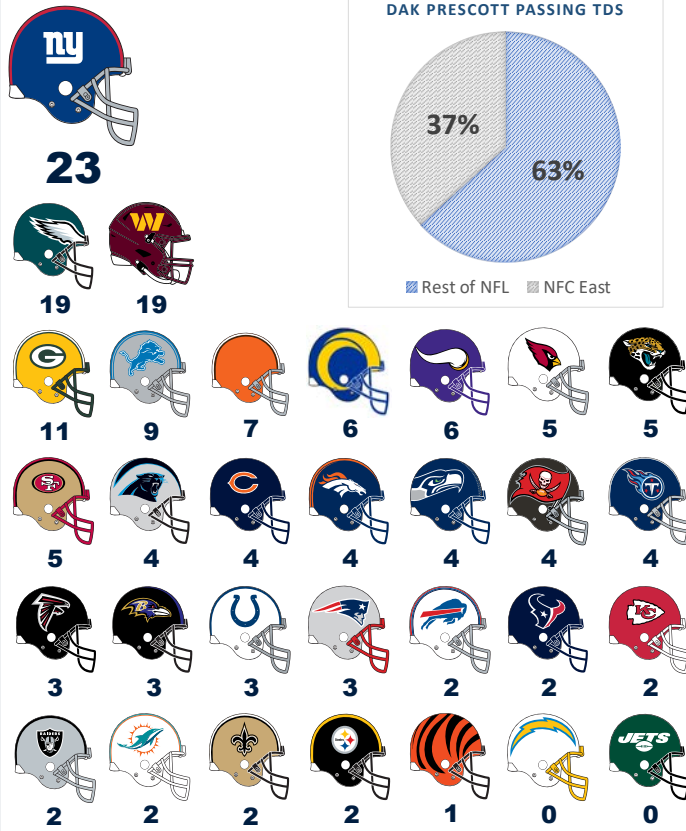
Tony Romo .....	247
<b>Dak Prescott.....</b>	<b>166</b>
Troy Aikman.....	165
Danny White .....	155
Roger Staubach.....	153

**COMPLETION PCT**

<b>Dak Prescott</b> .....	<b>66.6%</b>
Tony Romo .....	65.3%
Troy Aikman .....	61.5%
Danny White .....	59.7%
Roger Staubach .....	57.0%

## ★ PRESCOTT TDs BY TEAM ★

Dak Prescott has thrown a touchdown pass against 29 of the other 31 NFL teams in the regular season. Below is a team-by-team breakdown of his touchdowns through the air:





## ★ RAYNE MAN ★

Dak Prescott has proven to be a threat with his feet during his career, ranking first in franchise history in rushing scores (26) and second in rushing yards (1,642) and carries (352) among Cowboys quarterbacks all-time:

Prescott's 26 rushing scores since his rookie season are tied for third by any NFL quarterback from 2016-22:

QB Rush TDs - 2016-22	
Player	Rush TDs
Josh Allen, Buf.....	38
Cam Newton, Car/NE.....	32
<b>Dak Prescott, Dal.....</b>	<b>26</b>
Jalen Hurts, Phi.....	26
Lamar Jackson, Bal.....	24
Kyler Murray, Ari.....	23

Prescott has set various rushing records by a Cowboys QB:

Dak Prescott QB Rushing Records		
Team Record Set	Total	Year
Rush Yards by a QB, Single Season.....	357	2017
Rush TDs by a QB, Single Season.....	6	2016,18
Rush TDs by a QB, Career.....	26	2016-22
Rush Atts by a QB, Single Season.....	75	2018
Rush Atts by a Rookie QB, Single Season.....	57	2016
Longest Rush by a QB.....	42	2019
Rush TDs, Single Game.....	3	2020
Rush Attempts, Single Game.....	11	2018

## ★ FOUR STAR RATING ★

Dak Prescott reached 1,500 pass attempts in the first week of 2019, qualifying him for the all-time NFL passing record books. Prescott ranks eighth in NFL annals in QB Rating, edging out Tony Romo (97.1) as the highest-rated passer in Cowboys history:

### All-Time NFL Quarterback Rating

Player	Att	Cmp	Pct	Yds	TD	Int	Ratio	Rate
Patrick Mahomes.....	2,993	1,985	66.3	24,241	192	49	3.92	105.7
Aaron Rodgers.....	7,660	5,001	65.3	59,005	475	105	4.52	103.6
Deshawn Watson.....	1,918	1,285	67.0	15,641	111	41	2.71	102.3
Joe Burrow.....	1,530	1,044	68.2	11,774	82	31	2.65	100.4
Russell Wilson.....	5,218	3,337	64.6	40,583	308	98	3.14	100.2
Jimmy Garoppolo.....	1,726	1,167	67.6	14,289	87	42	2.07	99.6
Drew Brees.....	10,551	7,142	67.7	80,358	571	243	2.35	98.7
<b>Dak Prescott.....</b>	<b>3,283</b>	<b>2,185</b>	<b>66.6</b>	<b>24,943</b>	<b>166</b>	<b>65</b>	<b>2.55</b>	<b>97.8</b>
Kirk Cousins.....	4,866	3,249	66.8	37,140	252	105	2.40	97.8
Tom Brady.....	12,050	7,753	64.3	89,214	649	212	3.06	97.2

## ★ DAK IN THE POSTSEASON ★

In his seventh pro season - fourth postseason - Dak Prescott is tied for first in completion percentage (63.7%), ranked fourth in passing touchdowns (10), passing yards (1,353), completions (114) and fifth in attempts (179) in postseason team history:

### Dallas Cowboys Postseason All-Time Passing Leaders

#### ATTEMPTS

Troy Aikman.....	502
Roger Staubach.....	410
Danny White.....	360
Tony Romo.....	185
<b>Dak Prescott.....</b>	<b>179</b>

#### COMPLETIONS

Troy Aikman.....	320
Roger Staubach.....	223
Danny White.....	206
Tony Romo.....	114
<b>Dak Prescott.....</b>	<b>114</b>

#### PASSING YARDS

Troy Aikman.....	3,849
Roger Staubach.....	2,791
Danny White.....	2,284
<b>Dak Prescott.....</b>	<b>1,353</b>
Tony Romo.....	1,316

#### PASSING TOUCHDOWNS

Roger Staubach.....	24
Troy Aikman.....	23
Danny White.....	15
<b>Dak Prescott.....</b>	<b>10</b>
Tony Romo.....	8

#### COMPLETION PCT

Troy Aikman.....	63.7%
<b>Dak Prescott.....</b>	<b>63.7%</b>
Tony Romo.....	61.6%
Danny White.....	57.2%
Roger Staubach.....	54.4%

## ★ QB RATINGS AT 100.0 ★

Dak Prescott established the most games with a 100.0 passer rating by a quarterback in a season in team history with 11 in 2016. Prescott had six games with a 100.0 rating in 2022, and his 50 games with at least a 100.0 rating are second in team history:

### Career 100.0 QB Rating Games - Cowboys History

Player	Games	Player	Games
Tony Romo.....	67	Roger Staubach.....	37
<b>Dak Prescott.....</b>	<b>50</b>	Danny White.....	33
Troy Aikman.....	44	Craig Morton.....	24

Prescott's 50 games with at least a 100.0 rating from 2016-22 are the second-most 100.0 rating games by a quarterback in his first seven seasons in NFL history:

### 100.0 QB Rating Games - First Seven Seasons

Player	Games	Seasons
Russell Wilson.....	56	2012-18
<b>Dak Prescott.....</b>	<b>50</b>	<b>2016-22</b>
Patrick Mahomes.....	47	2018-22
Matt Ryan.....	43	2008-14
Ben Roethlisberger.....	42	2004-10
Andy Dalton.....	42	2011-17

Since 2016, Prescott has recorded 31 games with a 100.0 passer rating at AT&T Stadium - the most by any quarterback in his home venue during that span:

Player	100.0 Rtg Games	W/L	Win%
<b>Dak Prescott.....</b>	<b>31</b>	<b>26-5</b>	<b>.839</b>
Tom Brady.....	28	26-2	.929
Russell Wilson.....	28	20-8	.714
Aaron Rodgers.....	27	26-1	.963
Drew Brees.....	26	21-5	.808
Kirk Cousins.....	26	23-3	.885

## ★ QB WINS ★

In seven seasons as the starting quarterback of the Dallas Cowboys, Dak Prescott has proven to be a winner, as his 61 victories rank fifth in team history. His 13 wins in 2016 were the most by a rookie quarterback in NFL history, and his 61 career wins are tied for the fifth-most among quarterbacks since 2016:

### Wins by Starting NFL QB - 2016-22

Player	W	L	T	Win%
Tom Brady, NE/TB.....	79	31	0	.718
Aaron Rodgers, GB.....	67	36	1	.649
Patrick Mahomes, KC.....	64	16	0	.800
Russell Wilson, Sea/Den.....	62	45	1	.579
<b>Dak Prescott, Dal.....</b>	<b>61</b>	<b>36</b>	<b>0</b>	<b>.629</b>
Kirk Cousins, Was/Min.....	61	49	2	.554

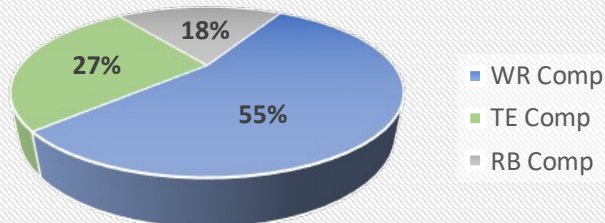
Since 2016, Prescott is tied for the second-most wins against his division, going 27-7 in games he has started against the NFC East:

Player	Wins	Player	Wins
Tom Brady, NE/TB.....	31	Patrick Mahomes, KC.....	27
<b>Dak Prescott, Dal.....</b>	<b>27</b>	Aaron Rodgers, GB.....	25

## ★ PASS DISTRIBUTION ★

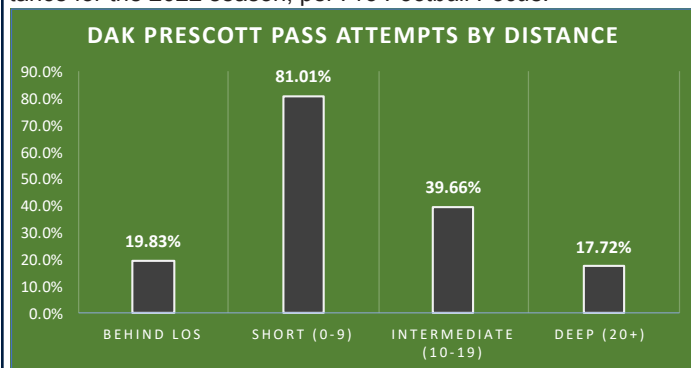
Dak Prescott completed 261-of-394 passes in 2022, with 143 to WRs, 70 to TEs and 48 to RBs:

### Dak Prescott 2022 Completions by Position



## ★ PASSING DEPTH CHART ★

Below is a chart that detailed Dak Prescott's attempts by distance for the 2022 season, per *Pro Football Focus*:



Outside Left	Between Numbers	Outside Right
8/16 243 3 TD, 0 INT 135.4 NFL	5/18 136 1 TD, 3 INT 37.5 NFL	5/8 190 2 TD, 0 INT 145.8 NFL
12/27 180 2 TD, 3 INT 52 NFL	28/46 478 2 TD, 2 INT 92.5 NFL	11/21 150 3 TD, 3 INT 75.5 NFL
31/35 249 3 TD, 0 INT 124.9 NFL	88/118 803 3 TD, 3 INT 90.5 NFL	30/39 236 3 TD, 1 INT 106.4 NFL
11/11 41 0 TD, 0 INT 82.2 NFL	19/21 75 0 TD, 0 INT 81.5 NFL	13/15 79 1 TD, 0 INT 110.8 NFL

Statistics: COM/ATT  
YDS (YAC)

## ★ GUN OR CENTER? ★

In his seven seasons as the Dallas Cowboys quarterback, Dak Prescott lined up in the shotgun on 79.6% of his dropbacks. He has a career passer rating of 95.7 when lining up in the gun, compared to a 106.1 rating when under center. Below are his career stats when lining up under center and in shotgun:

### Dak Prescott Gun vs. Center - 2016-22

Shotgun	Under Center
Attempts: 2,615	Attempts: 668
Completions: 1,713	Completions: 472
Completion Pct: 65.5%	Completion Pct: 70.7%
Passing Yards: 19,208	Passing Yards: 5,735
TD: 131	TD: 35
INT: 52	INT: 13
Passer Rating: 95.7	Passer Rating: 106.1

## ★ AIR IT OUT ★

Dak Prescott was aggressive in his decision making in 2022, pushing the ball downfield in an effort to pick up chunk plays for the offense. Prescott averaged 8.21 air yards-per-attempt in 2022, the 11th-highest mark in the NFL for the season and the second-highest in his career. Below is a year-by-year breakdown of Prescott's air yards-per-attempt:

### Dak Prescott Air Yards-Per-Attempt, Career Breakdown

Year	Att	Air Yds	AY/Att
2016	459	3,743	8.15
2017	490	3,950	8.06
2018	526	3,973	7.55
2019	596	5,587	9.37
2020 (five games)	222	1,762	7.94
2021	596	4,629	7.77
2022	394	3,235	8.21

## ★ THIRD DOWN DARLING ★

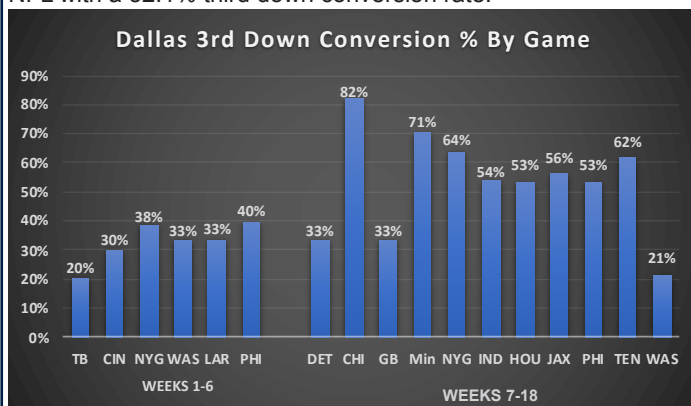
Dak Prescott's ability to make the play that extends the drive on third down should not be overlooked, as he posted a first down on 59-of-124 third down chances in 2022 - the third-highest third down conversion rate among NFL quarterbacks:

### Third Down Conversion Rate - 2022 NFL QBs min. 50 third down chances

Player	Att.	Conv.	1stD Pct
Patrick Mahomes, KC...	164	82	50.0%
Josh Allen, Buf.....	168	84	50.0%
<b>Dak Prescott, Dal.....</b>	<b>124</b>	<b>59</b>	<b>47.6%</b>
Jimmy Garoppolo, SF..	103	48	46.6%
Joe Burrow, Cin.....	180	82	45.6%

Third down chances include passing attempts, quarterback rushing attempts and sacks on third down plays this season.

Since Prescott returned from a thumb injury in Week 7, the Cowboys led the NFL in third down offense, converting 52.3% of their third down chances and ranked fifth (45.5%) in the NFL spanning the entire season. After Week 6, Dallas was 29th in the NFL with a 32.1% third down conversion rate.



Dallas converted at least 50.0% of its third downs in seven consecutive games (at Min, 11/20 - at Ten, 12/29), the first time that the Cowboys went seven straight games with a 50.0% conversion rate-or-better since a seven-game streak in 2014 (at Cle, 9/7 - vs. Cin, 10/5).

Below is a breakdown of the Cowboys third down conversions by distance in 2022:

3rd & Short (<4 Yds)	3rd & Med (4-6 Yds)	3rd & Long (>6 Yds)	3rd & 10+
53-79 (67.1%)	21-51 (41.2%)	31-101 (30.7%)	16-57 (28.1%)
Rank: 4th	Rank: 19th	Rank: t-5th	Rank: 5th

## ★ PASS PROTECTION ★

The Cowboys started 2022 first round draft pick Tyler Smith at left tackle in their season opener against the Tampa Bay Buccaneers due to an injury to Tyron Smith in training camp. Tyler Smith became the first Cowboys rookie to start at left tackle in the season opener.

Overall, the Dallas offensive line was blitzed on 28.7% of its passing plays, the ninth-highest rate in the league. Despite the amount of pressure, the Cowboys were fourth in the NFL with 27 allowed sacks. Additionally, the Cowboys allowed 190 pressures, the 10th-fewest in the NFL per *PFF*:

### Least Pressures Allowed, per *PFF* - 2022

Team	PrsrAllwd	Team	PrsrAllwd
Tampa Bay.....	151	San Francisco.....	172
Carolina.....	152	New England.....	174
Green Bay.....	161	Cincinnati.....	182
Atlanta.....	164	Detroit.....	188
New Orleans.....	167	<b>Dallas.....</b>	<b>190</b>

The Cowboys have allowed 27 sacks on 600 dropbacks this season, a 4.6% sack rate that is fifth in the league:

### Lowest Sack Rates - 2022

Team	Sack %	Team	Sack %
Tampa Bay.....	2.8%	Jacksonville.....	4.5%
Kansas City.....	3.8%	<b>Dallas.....</b>	<b>4.6%</b>
Detroit.....	3.9%	Las Vegas.....	5.0%



# 211

Since being drafted fourth overall in 2016, Ezekiel Elliott has produced 211 big play runs (10-plus yards), which are the most by any running back during that span.

## ★ HUNGRY? GRAB SCRIMMAGE YARDS ★

Ezekiel Elliott ranked ninth among running backs in the NFL with 1,289 scrimmage yards in 2021 and finished 2022 with 968 scrimmage yards.

In the Week 6 matchup at Philadelphia (10/16), Elliott surpassed 10,000 career scrimmage yards and became the third Cowboys running back to reach 10,000 scrimmage yards, joining Emmitt Smith (20,174) and Tony Dorsett (15,648):

### Most Scrimmage Yards All-Time, Cowboys RBs

Player	Scrm. Yds	Player	Scrm. Yds
Emmitt Smith .....	20,174	Don Perkins .....	7,572
Tony Dorsett .....	15,468	Calvin Hill .....	6,368
<b>Ezekiel Elliott .....</b>	<b>10,598</b>	Herschel Walker .....	6,047

Elliott recorded at least 1,000 scrimmage yards in his first six seasons, which is the second-longest streak in Cowboys history (Emmitt Smith, 13 seasons). Elliott's six 1,000 scrimmage yard seasons are the fourth-most in Cowboys history:

### Most Seasons with 1,000 Scrimmage Yards, Cowboys History

Player	1,000-Yd Yrs	Player	1,000-Yd Yrs
Emmitt Smith .....	13	Michael Irvin .....	7
Tony Dorsett .....	9	<b>Ezekiel Elliott .....</b>	<b>6</b>

## ★ KEEP IT <sup>100</sup> ★

After adding two 100-yard rushing games in 2021, Ezekiel Elliott has posted 30 games with at least 100 rushing yards since 2016 - second in the NFL during that time:

### 100-Yard Rushing Games - 2016-22

Player	Games
Derrick Henry, Ten .....	34
<b>Ezekiel Elliott, Dal .....</b>	<b>30</b>
Nick Chubb, Cle .....	29
Dalvin Cook, Min .....	21

## ★ THE BOOK OF EZEKIEL ★

For only the second time in franchise history, the Dallas Cowboys used a top-five pick on a running back when they chose Ezekiel Elliott out of Ohio State with the fourth overall selection in the 2016 NFL Draft. Dallas selected Tony Dorsett with the second pick in the 1977 NFL Draft.

In his first season, Elliott had seven 100-yard rushing games - most by a Cowboys rookie all-time and tied for the NFL lead in 2016. He owns 30 for his career to rank third all-time in team history.

Dallas is 26-4 when Elliott tops 100 yards on the ground:

### Ezekiel Elliott 100-yard Rushing Games (30 total)

Yds	Opp	W/L	Date	Yds	Opp	W/L	Date
159 .....	TB	W	12/18/16	121 .....	WAS	W	11/22/18
157 .....	@GB	W	10/16/16	117 .....	LAR	W	12/15/19
152 .....	DET	W	9/30/18	116 .....	GB	L	10/8/17
151 .....	@Phi	W	11/11/18	114 .....	@Pit	W	11/13/16
150 .....	@Was	W	10/29/17	113 .....	PHI	W	12/9/18
147 .....	@SF	W	10/22/17	111 .....	@Was	W	9/15/19
143 .....	Car	W	10/3/21	111 .....	PHI	W	10/20/19
140 .....	CHI	W	9/25/16	110 .....	NYG	W	10/10/21
139 .....	@NYG	W	11/4/19	107 .....	@NYG	L	12/11/16
138 .....	@SF	W	10/2/16	105 .....	PHI	W	12/27/20
134 .....	CIN	W	10/9/16	105 .....	@NYJ	L	10/13/19
127 .....	@Sea	L	9/23/18	104 .....	NYG	W	9/10/17
125 .....	MIA	W	9/22/19	106 .....	JAX	W	10/14/18
122 .....	@Atl	W	11/18/18	103 .....	@Phi	W	12/31/17
122 .....	WAS	W	12/29/19	103 .....	@Min	W	11/22/20

### Career 100-Yard Rushing Games, Cowboys History

Player	Games
Emmitt Smith .....	76
Tony Dorsett .....	43
<b>Ezekiel Elliott .....</b>	<b>30</b>

Elliott has 41 career games with 20-plus carries. Dallas is 31-10 during those contests. Since 2020, Elliott has recorded 28 games with 15-or-more carries, with the Cowboys going 23-5 in those contests:

### Ezekiel Elliott 15-plus Carry Games - 2020-22

Opp	Date	Att	Yds	W/L	Opp	Date	Att	Yds	W/L
@LAR	9/13/20	22	96	L	@NYG	12/19/21	16	52	W
Atl	9/20/20	22	89	W	@Phi	1/8/22	18	87	W
NYG	10/11/20	19	91	W	<b>Cin</b>	<b>9/18/22</b>	<b>15</b>	<b>53</b>	<b>W</b>
@Phi	11/1/20	19	63	L	@NYG	9/26/22	15	73	W
Pit	11/8/20	18	51	L	<b>Was</b>	<b>10/2/22</b>	<b>19</b>	<b>49</b>	<b>W</b>
@Min	11/22/20	21	103	W	@LAR	10/9/22	22	78	W
@Bal	12/8/20	18	77	L	<b>Det</b>	<b>10/23/22</b>	<b>15</b>	<b>57</b>	<b>W</b>
Phi	12/27/20	19	105	W	@Min	11/20/22	15	42	W
@LAC	9/19/21	16	71	W	<b>NYG</b>	<b>11/24/22</b>	<b>16</b>	<b>92</b>	<b>W</b>
Phi	9/27/21	17	95	W	<b>Ind</b>	<b>12/4/22</b>	<b>17</b>	<b>77</b>	<b>W</b>
Car	10/3/21	20	143	W	<b>Hou</b>	<b>12/11/22</b>	<b>15</b>	<b>62</b>	<b>W</b>
NYG	10/10/21	21	110	W	@Jax	12/18/22	16	58	L
@NE	10/17/21	17	69	W	<b>Phi</b>	<b>12/24/22</b>	<b>16</b>	<b>55</b>	<b>W</b>
@Min	10/31/21	16	50	W	@Ten	12/29/22	19	37	W

## ★ ZEKE'S STREAK ★

Ezekiel Elliott finished with 12 rushing touchdowns in 2022, including a nine-game streak with at least one touchdown run (vs. Chi, 10/30 - at Ten, 12/29). Elliott was the eighth player since the NFL merger - second in franchise history - with a rushing touchdown in nine straight games:

### Longest Rushing TD Streaks - Since NFL merger

Player	Games	Season
John Riggins, Was .....	12	1983
LaDainian Tomlinson, SD .....	12	2004
Emmitt Smith, Dal .....	11	1995
Priest Holmes, KC .....	11	2002
Jonathan Taylor, Ind .....	11	2021
George Rogers, Was .....	9	1986
Shaun Alexander, Sea .....	9	2005
<b>Ezekiel Elliott, Dal .....</b>	<b>9</b>	<b>2022</b>

# 12

Ezekiel Elliott had 12 rushing touchdowns in 2022, his fourth career season with 10-plus rushing touchdowns (2016, 2019, 2021 and 2022), the second-most seasons with 10-or-more rushing touchdowns in franchise history behind Emmitt Smith (eight seasons).



## ★ EZEKIEL ELLIOTT RUSHING TOUCHDOWNS BY TEAM ★



## ★ ALL-TIME COWBOYS RUSHERS ★

Below are Ezekiel Elliott's rankings in several key offensive categories in Cowboys history:

## RUSH ATTEMPTS

Emmitt Smith.....	4,052
Tony Dorsett.....	2,755
<b>Ezekiel Elliott.....</b>	<b>1,881</b>
Don Perkins.....	1,500

## SCRIMMAGE YARDS

Emmitt Smith .....	20,174
Tony Dorsett .....	15,468
Jason Witten .....	12,977
Michael Irvin .....	11,910
<b>Ezekiel Elliott .....</b>	<b>10,598</b>

## RUSH YARDS

Emmitt Smith.....	17,162
Tony Dorsett.....	12,036
<b>Ezekiel Elliott.....</b>	<b>8,262</b>
Don Perkins.....	6,217

## SCRIMMAGE YPG

DeMarco Murray .....	108.0
<b>Ezekiel Elliott .....</b>	<b>102.9</b>
Emmitt Smith .....	100.4
Tony Dorsett .....	98.5

### TOTAL TOUCHDOWNS

Emmitt Smith .....	164
Tony Dorsett .....	86
<b>Ezekiel Elliott .....</b>	<b>80</b>
Bob Hayes .....	76
Dez Bryant.....	75

### RUSHING TOUCHDOWNS

Emmitt Smith .....	153
Tony Dorsett .....	72
<b>Ezekiel Elliott .....</b>	<b>68</b>

★ **COMPLETE BACK** ★

Ezekiel Elliott played an integral part in protecting the quarterback in Dallas' passing attack, picking up blitzers and helping combat opposing rushers. He has posted efficiency numbers above 90.0% every year of his career, and his 97.6% pass blocking efficiency rate in 2022 was the best of his career, per *PFF*:

Year	Pass Blk Snps	Eff%	Year	Pass Blk Snps	Eff%
2022.....	47 (t-27 <sup>th</sup> )	97.6%	2018 .....	88 (5 <sup>th</sup> )	95.2%
2021.....	73 (8 <sup>th</sup> )	92.2%	2017 .....	43 (23 <sup>rd</sup> )	94.7%
2020.....	99 (1 <sup>st</sup> )	94.0%	2016 .....	60 (20 <sup>th</sup> )	95.5%
2019.....	106 (2 <sup>nd</sup> )	93.7%			

★ JUST KEEP RUNNING ★

The Cowboys ranked eighth in the NFL with 2,298 rushing yards on 531 carries in 2022. On those 531 carries they recorded 142 runs up the middle of the line, 152 runs to the left and 171 runs to the right. The left side of the line is where they experienced the most success, averaging 4.93 yards-per-carry, the sixth-highest rushing average in the NFL when running to the left:

### Dallas Cowboys Rushing By Location in 2022 (NFL rank)

	Total Rush	Yards	Yards/Att
<b>Left</b> .....	152 (6)	749 (6)	4.93 (6)
<b>Middle</b> .....	142 (6)	521 (12)	3.67 (29)
<b>Right</b> .....	171 (3)	831 (5)	4.86 (10)

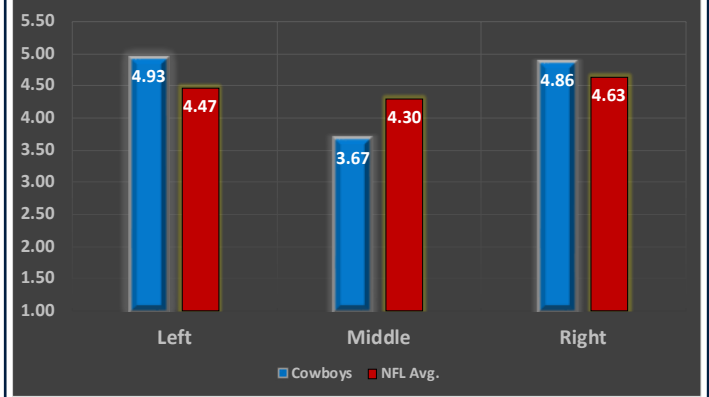
## ★ THE PUNISHER ★

Ezekiel Elliott punishes defenses in short yardage situations. In third/fourth down and one situations in 2022, Elliott converted 14-of-17 chances for a first down, an 82.4% third/fourth down and one conversion rate that ranked fourth among all running backs (min. 10 chances):

3rd/4th Down and 1 Rushing Conversion Pct. - 2022  
NFL RBs (min. 10 attempts)

Player	Att.	Conv.	Pct%
Cam Akers, LAR .....	13	11	84.6%
Tyler Allgeier, Atl.....	12	10	83.3%
James Conner, Ari.....	18	15	83.3%
<b><i>Ezekiel Elliott, Dal.....</i></b>	<b><i>17</i></b>	<b><i>14</i></b>	<b><i>82.4%</i></b>
Devin Singletary, Buf.....	11	9	81.8%

### Dallas Cowboys/NFL Rushing Attack by Direction



## ★ YARDS AFTER CONTACT ★

Dallas rushers punished opposing defenses after initial contact in 2022. The Cowboys totaled 1,577 yards after contact on rushes, sixth in the NFL:

### Team Rushing Yards After Contact - NFL 2022

Team	YAC	Team	YAC
Chicago .....	2,007	<b>Dallas</b> .....	<b>1,577</b>
Atlanta .....	1,807	Carolina .....	1,478
Cleveland .....	1,709	Washington .....	1,468
Tennessee .....	1,612	N.Y. Giants .....	1,448
Baltimore .....	1,592	Philadelphia .....	1,434

Known mostly for his explosive play style, Tony Pollard also showed to be a tough back to bring down, as his 3.86 yards after contact-per-rush led the NFL in 2022, per *PFF* (min. 100 carries):

### Yards After Contact Per Rush Attempt - NFL 2022

Player	min. 100 carries	YAC/Att	Player	YAC/Att
<b>Tony Pollard, Dal</b> .....	<b>3.82</b>		Tyler Allgeier, Atl. ....	3.58
Rhamondre Stevenson, NE ..	3.81		Raheem Mostert, Mia .....	3.52
Khalil Herbert, Chi .....	3.67		Nick Chubb, Cle .....	3.48
Derrick Henry, Ten .....	3.60		Josh Jacobs, LV .....	3.40

## ★ BIG PLAY TONY ★

Tony Pollard recorded a 57-yard touchdown run at the LA Rams (10/9) just three weeks before outrunning the Chicago Bears defense for a 54-yard touchdown (10/30). Pollard is no stranger to explosive plays, especially on the ground. Since 2020 he has tallied five touchdown runs of 40-plus yards, tied for the most in the NFL in that span:

### Most 40-Plus Yard Rushing TDs - 2020-22

Player	40-Yd TD	Player	40-Yd TD
<b>Tony Pollard, Dal</b> .....	<b>5</b>	Melvin Gordon, Den .....	3
Jonathan Taylor, Ind .....	5	Rashaad Penny, Sea .....	3
Derrick Henry, Ten .....	5	Miles Sanders, Phi .....	3
Nick Chubb, Cle .....	4	Justin Fields, Chi .....	3
Dalvin Cook, Min .....	3		

Pollard is also one-of-seven players with three-or-more 50-yard rushes in the last two seasons:

### Most 50-Yard Rushes - 2021-22

Player	50-Yd Rush	Player	50-Yd Rush
Jonathan Taylor, Ind .....	4	D'Andre Swift, Det .....	3
Derrick Henry, Ten .....	4	Dalvin Cook, Min .....	3
Justin Fields, Chi .....	4	Kenneth Walker III, Sea ..	3
<b>Tony Pollard, Dal</b> .....	<b>3</b>		

## ★ MOVE THE CHAINS ★

The Cowboys relied on their run game in short yardage situations in 2022. When running on third and short (less than four yards to gain), Dallas converted 41 of its 53 rushes for a first down, a 77.4% conversion rate that ranked fourth in 2022:

### 3rd and Short (<4 Yds) Rushing Conversion Pct. - 2022

Team	Att.	Conv.	Pct%
Pittsburgh .....	37	31	83.8%
Minnesota .....	19	15	78.9%
Buffalo .....	33	26	78.8%
<b>Dallas</b> .....	<b>53</b>	<b>41</b>	<b>77.4%</b>
Cincinnati .....	26	20	76.9%

## ★ BIG-PLAY RUNS ★

The Cowboys were effective in the run game in 2022, ranking eighth in rushing yards-per-game (135.2). A large part of Dallas' rushing attack was due to its ability to rattle off explosive plays. The Cowboys rattled off 62 runs of 10 yards-or-more, tied for seventh in the NFL:

### Most Explosive Play Runs (10-Plus Yds) - NFL 2022

Team	10+ Runs	Player	10+ Runs
Baltimore .....	88	Philadelphia .....	74
Chicago .....	81	Atlanta .....	70
Cleveland .....	77	<b>Dallas</b> .....	<b>62</b>
N.Y. Giants .....	74	Buffalo .....	62



# 30t

**Tony Pollard rushed for three 30-yard touchdowns this season, tied for the most rushing touchdowns from 30 yards-or-more in a season in Cowboys history.**

## ★ DOUBLE TROUBLE ★

Tony Pollard complemented Ezekiel Elliott as a second option in the Cowboys backfield. Pollard had seven games with 100 scrimmage yards in 2022 and has 12 for his career:

### Tony Pollard Career 100-Yard Scrimmage Games

Opp, Date	Rush Yds	Rec Yds	Tot Yds
at Min, 11/20/22 .....	80	109	189
vs. Chi, 10/30/22 .....	131	16	147
vs. LAR, 12/15/19 .....	131	12	143
at LAC, 9/19/21 .....	109	31	140
vs. SF, 12/20/20 .....	69	63	132
vs. Mia, 9/22/19 .....	103	25	128
at GB, 11/13/22 .....	115	13	128
vs. Det, 10/23/22 .....	83	26	109
vs. Ind, 12/4/22 .....	91	15	106
at Jax, 12/18/22 .....	75	31	106
at NYG, 9/26/22 .....	105	0	105
vs. NYG, 10/10/21 .....	75	28	103

Pollard was the first Cowboy with seven games of 100-plus scrimmage yards in a season since Ezekiel Elliott had nine in 2019.

After finishing second among running backs in rushing average (5.53) in 2021, Pollard continued his efficiency on the ground in 2022. Pollard finished third among running backs with 5.22 yards-per-carry:

### Highest Rushing Average Among RBs - 2022

Player, Team	Att	Yds	Avg.
Khalil Herbert, Chi .....	129	731	5.67
Aaron Jones, GB .....	213	1,121	5.26
<b>Tony Pollard, Dal</b> .....	<b>193</b>	<b>1,007</b>	<b>5.22</b>
Travis Etienne Jr., Jax .....	220	1,125	5.11

Pollard also had the highest yards-per-touch among NFL running backs (rush or reception) this season - min. 150 touches:

### Yards-Per-Touch - NFL 2022

Player, Team	min. 150 touches	Touch	Yds	Yds/Touch
<b>Tony Pollard, Dal</b> .....	<b>232</b>	<b>1,378</b>	<b>5.94</b>	
Christian McCaffrey, Car/SF ..	329	1,880	5.71	
Travis Etienne Jr., Jac .....	255	1,441	5.65	
Aaron Jones, GB .....	272	1,516	5.57	
Nick Chubb, Cle .....	329	1,764	5.36	



# 42

**CeeDee Lamb, who was named second-team AP All-Pro, caught 42 passes of 15-plus yards in 2022, good for third in the NFL.**

## ★ NO SILENCING THIS LAMB ★

CeeDee Lamb started his Cowboys career loudly, passing Bob Hayes (46) and establishing a franchise record for the most receptions by a Cowboys rookie (74). He continued to make noise in 2021, and combined with his 107 receptions in 2022, Lamb's 260 receptions are the most by a Cowboy in his first three seasons:

### Most Receptions by a Cowboy in First Three Seasons

Player	Seasons	Rec
<b>CeeDee Lamb</b> .....	<b>2020-22</b>	<b>260</b>
Dez Bryant.....	2010-12	200
Herschel Walker.....	1986-88	189
Jason Witten.....	2003-05	188

In 2022 against Houston (12/11), Lamb exceeded 1,000 scrimmage yards on the season, his third consecutive season with 1,000 scrimmage yards. Lamb is one-of-five Cowboys players - and the only wide receiver - in franchise history to start a career with three consecutive 1,000-scrimmage yard seasons:

### Player 1,000-Scrm. Yd Seasons to Begin Career

Emmitt Smith.....	13 Seasons (1990-2002)
Ezekiel Elliott.....	6 Seasons (2016-21)
Tony Dorsett.....	5 Seasons (1977-81)
Herschel Walker.....	3 Seasons (1986-88)
<b>CeeDee Lamb*</b> .....	<b>3 Seasons (2020-22)</b>

\*streak is active

## ★ CEEDEE'S BIG PLAYS ★

CeeDee Lamb caught 24 passes of 20-plus yards in 2022, tied for third in the NFL:

### 20-Plus Yard Reception Leaders - NFL 2022

Player	Rec	Player	Rec
Justin Jefferson, Min.....	28	Travis Kelce, KC.....	19
Tyreek Hill, Mia.....	25	Mike Evans, TB.....	19
<b>CeeDee Lamb, Dal.....</b>	<b>24</b>	DeVonta Smith, Phi.....	18
Davante Adams, LV.....	24	Amari Cooper, Cle.....	18
A.J. Brown, Phi.....	23	Christian Kirk, Jax.....	18
Jaylen Waddle, Mia.....	21	DeVonta Smith, Phi.....	18

## ★ ON THE LAMB ★

CeeDee Lamb quickly rose to the No. 1 receiver spot for the Dallas Cowboys. Lamb recorded two 100-yard receiving games as a rookie in 2020 before tallying three 100-yard games in 2021. Lamb recorded five 100-yard receiving games in 2022, giving him 10 for his career:

### CeeDee Lamb Career 100-Yard Rec Games

Opp, Date	Rec Yds
<b>at GB, 11/13/22</b> .....	<b>150</b>
at NE, 10/17/21.....	149
<b>at Jax, 12/18/22</b> .....	<b>126</b>
vs. NYG, 10/11/20.....	124
<b>vs. Phi, 12/24/22</b> .....	<b>120</b>
at Min, 10/31/21.....	112
vs. Atl, 9/20/20.....	106
<b>vs. NYG, 11/24/22</b> .....	<b>106</b>
at TB, 9/9/21.....	104
<b>at Ten, 12/29/22</b> .....	<b>100</b>

Lamb's 10 career 100-yard receiving games are the second-most 100-yard games by a Cowboys player in his first three seasons:

### Most 100-Yard Receiving Games in First Three Seasons Cowboys History

Player	100-Yd Gms	Player	100-Yd Gms
Bob Hayes.....	13	Dez Bryant.....	6
<b>CeeDee Lamb</b> .....	<b>10</b>	Michael Gallup.....	6
Drew Pearson.....	8		

## ★ CATCH ME IF YOU CAN ★

CeeDee Lamb caught 11 passes for 100 yards in Week 17 at Tennessee, his third game with 10-plus receptions in 2022:

Player	Opp/Date	Rec.
<b>CeeDee Lamb</b> .....	<b>@GB, 11/13/22</b>	<b>11</b>
<b>CeeDee Lamb</b> .....	<b>Phi, 12/24/22</b>	<b>10</b>
<b>CeeDee Lamb</b> .....	<b>@Ten, 12/29/22</b>	<b>11</b>

Lamb's three games with 10-or-more receptions were tied with Jason Witten (2010) and Michael Irvin (1995) for the most 10-catch games in a season in team history.

Additionally, Lamb and Irvin (1995) were the only two Cowboys with three games of 10 catches and 100 receiving yards in the same season. Lamb was also one-of-five NFL receivers in 2022 with at least three games of 10-plus receptions and 100 receiving yards:

### Most Games with 10 Rec, 100 Yds - NFL 2022

Player	Games	Player	Games
Justin Jefferson, Min.....	6	Cooper Kupp, LAR.....	3
Tyreek Hill, Mia.....	4	Stefon Diggs, Buf.....	3
<b>CeeDee Lamb, Dal.....</b>	<b>3</b>		

Lamb had two games in 2022 with at least 10 receptions, 100 yards and two touchdowns (at GB, 11/13 and vs. Phi, 12/24), the only receiver in the NFL in 2022 with multiple games of 10-plus catches, 100-plus yards and multiple touchdowns.

Lamb also joined Amari Cooper as the only two players in Cowboys history with multiple games of 10-plus catches, over 100 yards and multiple touchdowns through the air:

### Cowboys Players with 10 Rec, 100 Yds and Two TDs

Player	Games	Player	Games
<b>Amari Cooper</b> .....	<b>2</b>	Tony Hill.....	1
<b>CeeDee Lamb</b> .....	<b>2</b>	Mike Renfro.....	1
Miles Austin.....	1		

## ★ THIRD DOWN PLAYMAKER ★

Dallas was not shy about targeting its No. 1 wideout in crucial third down situations, as CeeDee Lamb has 17 receptions on third down and long (eight yards-or-more) in 2022, most in the NFL:

### Receptions on 3rd Down & Long (Eight-Plus Yds) - 2022

Player	Rec	1stD%	Player	Rec	1stD%
<b>CeeDee Lamb</b> .....	<b>17</b>	<b>47.8%</b>	Ameer Abdullah.....	13	21.4%
T.J. Hockenson.....	15	19.0%	Five tied.....	12	
Chris Olave.....	13	42.1%			



## ★ SLOT MACHINE ★

CeeDee Lamb proved to be elusive when lining up as a slot receiver in 2022. Lamb's 867 yards out of the slot were first in the NFL in 2022:

### NFL Reception Leaders When Lining Up in The Slot

Player	Rec.	Rec. Yards
<b>CeeDee Lamb, Dal.....</b>	<b>63</b>	<b>867</b>
Christian Kirk, Jac.....	61	823
Justin Jefferson, Min.....	44	710
Chris Godwin, TB.....	67	694
Tyler Boyd, Cin.....	50	688
Travis Kelce, KC.....	53	657
Tyreek Hill, Mia.....	48	601
Amon-Ra St. Brown, Det.....	61	596
Mark Andrews, Bal.....	49	594
Jerry Jeudy, Den.....	39	504

## ★ YOUNG LAMB ★

CeeDee Lamb established himself as a top-tier wide receiver in just his third NFL season. He was the third Cowboys player with 100 receptions in a season and by far the youngest player in franchise history (23) to surpass 100 receptions in a season:

### Youngest Players with 100 Receptions - Cowboys History

Player	Rec.	Age
<b>CeeDee Lamb, 2022.....</b>	<b>107</b>	<b>23</b>
Michael Irvin, 1995.....	111	29
Jason Witten, 2012.....	110	30

Lamb is also one-of-nine players - 11th instance - in the last 15 years to record 100 receptions at 23 years-or-younger.

Player	Age	Player	Age
Justin Jefferson, 2021.....	22	Jarvis Landry, 2015.....	23
Christian McCaffrey, 2018.....	22	Brandon Marshall, 2007.....	23
JuJu Smith-Schuster, 2018.....	22	Christian McCaffrey, 2019.....	23
DeAndre Hopkins, 2015.....	23	Amon-Ra St. Brown, 2022.....	23
Justin Jefferson, 2022.....	23	Jaylen Waddle, 2021.....	23
<b>CeeDee Lamb, 2022.....</b>	<b>23</b>		

## ★ AMONG THE BEST ★

CeeDee Lamb established himself as one of the top receivers in the league, as he ranked among the top NFL leaders in every main receiving statistic:

### NFL Receiving Leaders - 2022

#### Receptions

1. Justin Jefferson (128)
2. Tyreek Hill (119)
3. Travis Kelce (110)
4. Stefon Diggs (108)
5. **CeeDee Lamb (107)**
6. Austin Ekeler (107)

#### Targets

1. Justin Jefferson (184)
2. Davante Adams (180)
3. Tyreek Hill (170)
4. **CeeDee Lamb (156)**
5. Stefon Diggs (154)

#### Receiving Yards

1. Justin Jefferson (1,809)
2. Tyreek Hill (1,710)
3. Davante Adams (1,516)
4. A.J. Brown (1,496)
5. Stefon Diggs (1,429)
6. **CeeDee Lamb (1,359)**
7. Jaylen Waddle (1,356)

#### Receiving 1st Downs

1. Justin Jefferson (80)
2. Travis Kelce (78)
3. Tyreek Hill (77)
4. Stefon Diggs (72)
5. Amon-Ra St. Brown (68)
6. **CeeDee Lamb (67)**

Lamb also become one of the most consistent receivers in the league, catching at least five passes in 15 of his 17 games in 2022, the most games with five-plus catches in 2022:

### Most Games with Five-Plus Receptions - NFL 2022

Player	Gms	Player	Gms
<b>CeeDee Lamb, Dal.....</b>	<b>15</b>	D.K. Metcalf, Sea.....	12
Chris Godwin, TB.....	14	Tyreek Hill, Mia.....	12
Justin Jefferson, Min.....	13	Stefon Diggs, Buf.....	12
DeVonta Smith, Phi.....	13	Diontae Johnson, Pit.....	12
Travis Kelce, KC.....	13	Amon-Ra St. Brown, Det.....	12

## ★ CEEDEE'S BREAKDOWN ★

Below is a chart detailing CeeDee Lamb's receptions in 2022, Pro Football Focus:



## ★ SECOND HALF CEEDEE ★

CeeDee Lamb was productive in the second half of games in 2022. Lamb has tallied 660 of his 1,359 receiving yards in the final 30 minutes of the game, good for sixth in the NFL:

### Second Half Receiving Yard Leaders - 2022

Player	Rec	Yds	Player	Rec	Yds
Tyreek Hill.....	59	910	<b>CeeDee Lamb.....</b>	<b>46</b>	<b>666</b>
Justin Jefferson.....	54	828	Amari Cooper.....	36	634
Terry McLaurin.....	43	737	Chris Olave.....	38	624
Stefon Diggs.....	40	708	Tyler Lockett.....	46	608
Davante Adams.....	48	701	Christian Kirk.....	46	606

## ★ SLOT VS. WIDE OUT ★

CeeDee Lamb has been a versatile weapon in his first three seasons, splitting time at both slot receiver and on the outside. Below are Lamb's 2022 stats when lining up in the slot position compared to lining up as a wide receiver:

### CeeDee Lamb, 2022

#### Slot

Routes: 356  
Targets: 83  
Receptions: 63  
Receiving Yards: 867  
TD: 3

#### Outside

Routes: 214  
Targets: 73  
Receptions: 44  
Receiving Yards: 492  
TD: 6

## ★ DYNAMITE OFFENSE ★

The Cowboys offensive production was correlated in large part to its ability to produce big plays (20-plus yards) in 2021. Dallas racked up 74 big plays in 2021 - the fourth-most by any offense in the NFL - and tied for ninth in 2022 with 67 big plays:

### Big Plays (20-Plus Yards) - 2022 NFL

Team	20+ Rush	20+ Pass	Tot 20+	20+ TD
Kansas City.....	10	73	83	9
Philadelphia.....	17	63	80	17
San Francisco.....	19	56	75	16
Miami.....	10	62	72	12
Buffalo.....	20	51	71	15
Jacksonville.....	15	55	70	10
Detroit.....	12	56	69	8
Seattle.....	18	50	68	17
<b>Dallas.....</b>	<b>17</b>	<b>50</b>	<b>67</b>	<b>12</b>
Las Vegas.....	9	58	67	18
New England.....	10	57	67	12

## ★ SERGEANT SCHULTZ ★

Dalton Schultz was once again a reliable target for Dak Prescott and the Cowboys passing attack. In the Week 17 win at Tennessee, Schultz caught two touchdown passes for the second time in 2022 (vs. NYG, 11/24). He has four career multi-touchdown games, third-most by a tight end in team history:

### Career Multi-TD Games - Cowboys Tight Ends

Player	Games	Player	Games
Billy Joe Dupree .....	5	Doug Cosbie .....	2
Jason Witten .....	5	David LaFleur .....	2
<b>Dalton Schultz .....</b>	<b>4</b>		

In the Week 16 win against Philadelphia, Schultz reached 200 career receptions, becoming one-of-five tight ends in franchise history to reel in 200 catches:

### Tight End Reception Leaders - Cowboys History

Player	Rec	Player	Rec
Jason Witten .....	1,215	Billy Joe Dupree .....	267
Jay Novacek .....	339	<b>Dalton Schultz .....</b>	<b>211</b>
Doug Cosbie .....	300	Eric Bjornson .....	127

Schultz had 57 catches for 577 yards and five touchdowns in 2022, one-of-four tight ends with 50-plus catches & 500-plus receiving yards in each of the past three seasons, joining Travis Kelce, Mark Andrews and T.J. Hockenson.



## ★ THE MORE THE BETTER ★

Dallas excelled with multiple tight ends on the field in 2022. Along with providing three reliable pass-catching options, Dalton Schultz, Jake Ferguson and Peyton Hendershot proved to be one of the best run blocking tandems in the NFL.

Dallas was second in rushing yards (962) when multiple tight ends were on the field, and its 4.29 yards-per-carry ranked eighth when two-or-more tight ends were lined up:

### Team Rushing Average With Multiple Tight Ends - NFL 2022 min. 75 carries with multiple TE

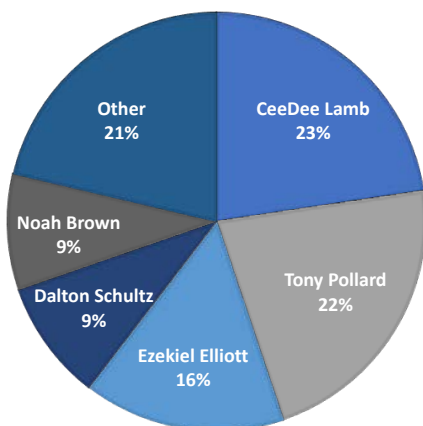
Team	Att	Yds	Yds/Carry
Atlanta .....	173	898	5.19
Kansas City .....	162	820	5.06
San Francisco .....	110	527	4.79
Chicago .....	144	686	4.76
Seattle .....	222	993	4.47
Minnesota .....	77	342	4.44
Washington .....	215	945	4.40
<b>Dallas .....</b>	<b>224</b>	<b>962</b>	<b>4.29</b>

When Dallas lined up in 13 personnel (one running back and three tight ends), the Cowboys were third in the league in yards-per-carry (5.40 on 57 carries).

## ★ DIVIDING UP THE PIE ★

Dallas Cowboys Head Coach Mike McCarthy had a plethora of offensive weapons at his disposal. Below is a breakdown of the percentage of yards gained by player in 2022:

### Dallas Cowboys Offensive Breakdown - 6,209 Gross Yards



# 2

**Rookie tight ends Peyton Hendershot and Jake Ferguson both had two touchdown receptions in 2022. They were the third rookie tight end duo in NFL history to record multiple receiving touchdowns in their rookie seasons, joining Indianapolis' Coby Fleener and Dwayne Allen (2012), along with New England's Rob Gronkowski and Aaron Hernandez (2010).**

## ★ FRICK AND FRACK ★

With Dalton Schultz battling injuries at the beginning of the season, 2022 fourth round draft pick Jake Ferguson and undrafted free agent Peyton Hendershot stepped up for the Cowboys offense this season.

Named after the 1937 comedic ice skating duo "Frick and Frack" by Coach McCarthy in a Week 8 press conference, the two young tight ends were close both on and off the field.

Ferguson and Hendershot both found the end zone twice in 2022, becoming two-of-seven tight ends in franchise history to catch multiple touchdowns in their rookie seasons:

### Receiving TDs by Rookie Tight Ends Cowboys History

Player	TD	Player	TD
Billy Joe DuPree, 1973 .....	5	Gavin Escobar, 2013 .....	2
Martellus Bennett, 2008 .....	4	<b>Jake Ferguson, 2022 .....</b>	<b>2</b>
Thornton Chandler, 1986 .....	2	<b>Peyton Hendershot, 2022 .....</b>	<b>2</b>
David LaFleur, 1997 .....	2		

Hendershot and Ferguson both recorded two receiving touchdowns in 2022. They were only the third rookie tight end duo in NFL history to record multiple receiving touchdowns in their rookie seasons, joining Indianapolis' Coby Fleener and Dwayne Allen (2012), along with New England's Rob Gronkowski and Aaron Hernandez (2010):

### Teams With Two Rookie Tight Ends with Multiple Rec. TD NFL History

Players, Team	Season	Rec. TD
<b>Jake Ferguson, Dal .....</b>	<b>2022</b>	<b>2</b>
<b>Peyton Hendershot, Dal .....</b>	<b>2022</b>	<b>2</b>
Coby Fleener, Ind .....	2012	2
Dwayne Allen, Ind .....		3
Rob Gronkowski, NE .....	2010	10
Aaron Hernandez, NE .....		6

## ★ POINT MEN ★

Despite losing quarterback Dak Prescott for five games due to injury in 2022, Dallas averaged 27.5 points - the fourth-highest scoring offense and the 10th-highest in team history:

Dallas Cowboys Most Points-Per-Game - Single Season			
Season	Pts	Season	Pts
1966.....	31.8	1971.....	29.0
2021.....	31.2	2007.....	28.4
1968.....	30.8	1962.....	28.4
1983.....	29.9	1980.....	28.4
2014.....	29.2	<b>2022.....</b>	<b>27.5</b>

The Cowboys started the scoring barrage early in 2022, ranking sixth in the league in first quarter points (91):

### Most First Quarter Points in 2022 - NFL

Team	Pts	Team	Pts
Detroit.....	107	Kansas City.....	93
Seattle.....	97	<b>Dallas.....</b>	<b>91</b>
Buffalo.....	95	Philadelphia.....	89
Cincinnati.....	94	Tennessee.....	83

## ★ 40-BURGER ★

Dallas was no stranger when it came to lighting up the scoreboard, as it finished fourth in points-per-game (27.5) in 2022 after leading the league in scoring in 2021 (31.2).

The Cowboys scored 40-plus points in four games this season - all since Week 8 against Chicago - and most in the NFL:

### Dallas Cowboys 40-Point Games - 2022

Opp, Date	Score
vs. Chi, 10/30/22.....	49-29
at Min, 11/20/22.....	40-3
vs. Ind, 12/4/22.....	54-19
vs. Phi, 12/24/22.....	40-34

Dallas' four 40-point games in 2022 were the most in the NFL this season and tied for the third-most 40-point contests in team history:

### Most 40 Point Games In A Season - Cowboys History

Year	40-Pt Gms	Year	40-Pt Gms
1971.....	5	1966.....	4
2021.....	5	<b>2022.....</b>	<b>4</b>

## ★ CASHING IN FOR POINTS ★

The Cowboys cashed in for points on 54 of their 56 trips inside the 20-yard line, good for a league-best 96.4% red zone scoring efficiency. Additionally, Dallas scored a touchdown on 40 of its 56 red zone trips in 2022, a 71.4% red zone touchdown efficiency that led the NFL:

### NFL Red Zone Touchdown Efficiency - 2022

Team	RZ Drives	TD	RZ TD Eff.
<b>Dallas.....</b>	<b>56</b>	<b>40</b>	<b>71.4%</b>
Kansas City.....	72	50	69.4%
Philadelphia.....	59	40	67.8%
Detroit.....	68	45	66.2%
Cincinnati.....	57	37	64.9%
Tennessee.....	42	27	64.3%

## ★ POINTS OFF TAKEAWAYS ★

In 2021 Dallas led the league in takeaways (34) and snatched 119 points off those takeaways, second in the league. The Cowboys did not slow down in 2022, as they ranked third in the NFL with 110 points off a league-best 33 takeaways:

### Most Points Off Takeaways - 2022 NFL

Team	Takeaways	Points	Pct of Tot Pts Scored on TAs
New England.....	30	114	31.3%
Jacksonville.....	27	111	27.5%
<b>Dallas.....</b>	<b>33</b>	<b>110</b>	<b>23.6%</b>
San Francisco.....	27	94	20.9%
Philadelphia.....	27	87	20.8%
Cincinnati.....	24	87	18.2%

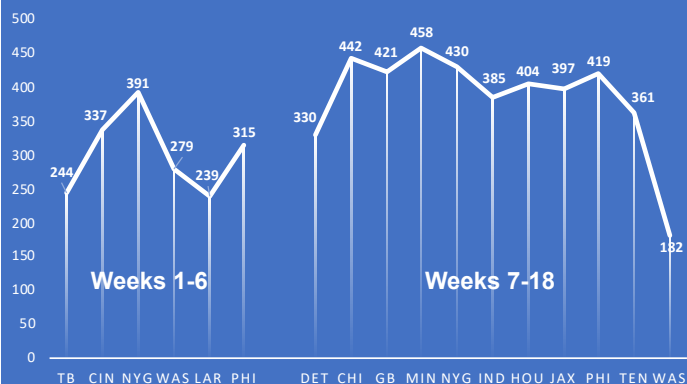
Dallas scored 26 points off four takeaways in the fourth quarter against Indianapolis (12/4), the most points off turnovers in a quarter by any NFL team in the last 45 seasons.

**467** Dallas scored 467 total points in 2022, tied with the 2014 team for the third-highest point total in a season in team history, trailing only 2021 (530) and 1983 (479).

## ★ GUESS WHO'S DAK? ★

Since Prescott's return from injury in Week 7 against Detroit (10/23), the Cowboys offense came alive. Dallas' offense led the league in offensive points-per-game (31.3), third down offense (52.3%) and was second in yards-per-game (384.3). Below are charts illustrating the difference in the Cowboys offensive production since Prescott's return:

### COWBOYS YDS/GAME - 2022



### Cowboys Offense - 2022

Weeks 1-6		Weeks 7-18
<b>18.3 (23)</b>	Off. Points/Game	<b>31.3 (1)</b>
<b>300.8 (27)</b>	Net Yards/Game	<b>384.3 (3)</b>
<b>118.6 (16)</b>	Rushing Yards	<b>144.1 (7)</b>
<b>182.0 (27)</b>	Passing Yards	<b>252.6 (7)</b>
<b>32.1% (29)</b>	3rd Down %	<b>52.3% (1)</b>
<b>50.0% (20)</b>	Red Zone TD %	<b>78.6% (2)</b>
<b>34 (27)</b>	Explosive Plays	<b>85 (5)</b>





3

**Trevon Diggs had at least three interceptions in each of his three seasons as a Cowboy. The only other Cowboys defenders with three-plus interceptions in each of their first three seasons were Terence Newman (2003-05) and Everson Walls (1981-83).**

## ★ CAN YOU DIGG(S) IT? ★

Trevon Diggs tallied an interception in three games this season, bringing his career total to 17. Diggs' 17 interceptions are the second-most through three seasons in Cowboys history and tied for the fourth-most picks by any NFL player through the first three seasons since 2000:

### Most Interceptions in First Three Seasons Since 2000 - NFL

Player, Team	Seasons	INTs
Ed Reed, Bal.....	2002-04	21
Richard Sherman, Sea.....	2011-13	20
Marcus Peters, KC.....	2015-17	19
<b>Trevon Diggs, Dal.....</b>	<b>2020-22</b>	<b>17</b>
J.C. Jackson, NE.....	2018-20	17
Chris Gamble, Car.....	2004-06	16
Nathan Vasher, Chi.....	2004-06	16

## ★ DON'T MISS ★

Trevon Diggs improved as a tackler in his third season with Dallas. Diggs did not record a missed tackle until Week 8, per PFF. Diggs had missed two tackles in 2022, and his 3.4% missed tackle rate was fifth among cornerbacks (min. 400 snaps played):

Player	Snaps	Tkls	Miss Tkl	Miss %
Charvarius Ward, SF.....	959	67	1	1.1%
Jamel Dean, TB.....	884	46	1	1.9%
Nick McCloud, NYG.....	537	34	1	2.6%
Myles Bryant, NE.....	689	49	2	3.2%
<b>Trevon Diggs, Dal.....</b>	<b>1,115</b>	<b>52</b>	<b>2</b>	<b>3.4%</b>
Jonathan Jones, NE.....	914	57	4	5.6%
Michael Davis, LAC.....	790	50	4	6.2%
Marlon Humphrey, Bal ..	1,051	54	5	6.8%
Kendall Fuller, Was.....	1,030	41	4	7.3%
Patrick Peterson, Min....	1,104	60	5	7.4%

stats via PFF

## ★ NO FLY ZONE ★

The Dallas Cowboys were eighth in the NFL in pass defense, allowing a mere 200.9 net passing yards-per-game in 2022:

### Team Net Passing Yards Allowed-Per-Game - 2022

Team	Yds/Game
Philadelphia.....	179.8
New Orleans.....	184.4
N.Y. Jets.....	189.4
Washington.....	191.3
Cleveland.....	196.2
Green Bay.....	197.0
LA Chargers.....	200.4
<b>Dallas.....</b>	<b>200.9</b>
Tampa Bay.....	203.6
Houston.....	209.3

Dallas held seven of its first eight opponents under 200 net passing yards, the sixth season in club history that the Cowboys held at least seven opponents under 200 net passing yards through their first eight games - 1977 (eight), 1970, 1966, 1964 and 1961.

## ★ NOT SO BLAND ★

The Dallas Cowboys selected rookie cornerback DaRon Bland in the fifth round (167th overall) of the 2022 NFL Draft. Due to injuries in the Cowboys secondary, namely veterans Jourdan Lewis and Anthony Brown, Bland was tasked with filling in as a starter at both nickel corner and outside corner.

Bland stepped up for the Dallas secondary, tying for second among NFL rookies with five interceptions:

### 2022 Rookie Interception Leaders - NFL

Player	INT	Player	INT
Tariq Woolen, Sea.....	6	Kyler Gordon, Chi.....	3
<b>DaRon Bland, Dal.....</b>	<b>5</b>	Devin Lloyd, Jax.....	3
Jalen Pitre, Hou.....	5	Cobie Durant, LAR.....	3
Kerby Joseph, Det.....	4	Aidan Hutchison, Det.....	3
Rodney Thomas III, Ind....	4		

Bland's five interceptions were also the most by a Cowboys rookie since Derek Ross and Roy Williams each had five in 2002:

### All-Time Cowboys Rookie Interception Leaders

Player, Year	INT	Player	INT
Everson Walls, 1981.....	11	Derek Ross, 2002.....	5
Mel Renfro, 1964.....	7	Roy Williams, 2002.....	5
Michael Downs, 1981.....	7	<b>DaRon Bland, 2022.....</b>	<b>5</b>
Mike Gaechter, 1962.....	5	Terence Newman, 2003..	4
Charlie Waters, 1970.....	5		

## ★ JACK OF ALL TRADES ★

DaRon Bland lined up all over the secondary for Dallas in 2022. Below are his snap counts when lining up in the secondary, per PFF:

	NCB	CB	S	Total
Week 1 vs. TB.....	0	0	0	0
Week 2 vs. CIN.....	0	0	0	0
Week 3 at NYG.....	0	0	0	0
Week 4 vs. WAS.....	49	1	1	51
Week 5 at LAR.....	0	0	0	0
Week 6 at PHI.....	0	0	0	0
Week 7 vs. DET.....	7	0	0	7
Week 8 vs. CHI.....	43	0	1	44
Week 10 at GB.....	26	1	0	27
Week 11 at MIN.....	31	11	0	42
Week 12 vs. NYG.....	47	0	1	48
Week 13 vs. IND.....	58	0	0	58
Week 14 vs. HOU.....	33	12	0	45
Week 15 at JAX.....	48	12	1	61
Week 16 vs. PHI.....	29	23	0	52
Week 17 at TEN.....	46	10	1	57
Week 18 at WAS.....	17	8	0	25
Wild Card at TB.....	25	51	1	77
<b>Totals.....</b>	<b>459</b>	<b>129</b>	<b>6</b>	<b>594</b>



**6**

**Micah Parsons' six multi-sack games were the second-most in the NFL in 2022. He tied DeMarcus Ware for the most multi-sack games (1.5-plus sacks) in a season in franchise history.**

## ★ THE LIONBACKER ★

Micah Parsons proved to be explosive off the edge in his rookie season with Dallas, as *Pro Football Focus* credited Parsons with 67 quarterback pressures in 2021 - ninth in the NFL.

Parsons led the NFL with 90 quarterback pressures in 2022. He pressured opposing quarterbacks on 19.3% of his pass rushes, which also led the league (min. 250 pass rushes):

### Highest Quarterback Pressure Percentage, PFF 2022

Player	Ps Rush	Prsrs	Prsr%
<b>Micah Parsons, Dal</b> .....	<b>467</b>	<b>90</b>	<b>19.3%</b>
Nick Bosa, SF .....	480	89	18.5%
Brandon Graham, Phi .....	289	48	17.1%
Trey Hendrickson, Cin.....	364	62	17.0%
Za'Darius Smith, Min.....	492	78	16.7%
Myles Garrett, Cle .....	454	73	16.1%
Haason Reddick, Phi.....	428	68	15.9%
Jerry Hughes, Hou .....	366	58	15.8%

## ★ MAKING HISTORY...AGAIN ★

Micah Parsons finished with 13.5 sacks in 2022 after recording 13.0 as a rookie in 2021. He is the first player in Cowboys history with double-digit sacks in each of his first two seasons. Below are Cowboys players who recorded double-digit sacks in at least one of their first two seasons:

### Double-Digit Sacks in At Least One of First Two Seasons Cowboys History

Player	Sacks	Season
<b>Micah Parsons</b> .....	<b>13.5</b>	<b>2022</b>
<b>Micah Parsons</b> .....	<b>13.0</b>	<b>2021</b>
DeMarcus Ware .....	11.5	2006
Jim Jeffcoat.....	11.5	1984
Larry Cole .....	12.5	1969

Parsons also joined Aldon Smith and Reggie White as the only three players since 1982 with 13.0-plus sacks in both of their first two seasons.

## ★ THE LION IS ALWAYS HUNGRY ★

Micah Parsons was on the prowl for opposing quarterbacks in his inaugural NFL season, hunting down opposing passers for 13.0 sacks on the year - tied for the third-highest sack figure by an NFL rookie since sacks became official in 1982.

Parsons was on the hunt once again in 2022, finishing seventh in the NFL with a career-high 13.5 sacks:

### NFL Sack Leaders - 2022

Player, Team	Sacks	Player	Sacks
Nick Bosa, SF .....	18.5	Chris Jones, KC .....	15.5
Haason Reddick, Phi.....	16.0	Alex Highsmith, Pit.....	14.5
Myles Garrett, Cle.....	16.0	<b>Micah Parsons, Dal....</b>	<b>13.5</b>
Matthew Judon, NE .....	15.5		

Parsons' career sack total is up to 26.5, the sixth-most sacks in a player's first two seasons since sacks became official in 1982:

### Most Sacks In Player's First Two Seasons Since 1982

Player/Team	Seasons	Sacks
Aldon Smith, SF .....	2011-12	33.5
Reggie White, Phi .....	1985-86	31.0
Von Miller, Den.....	2011-12	30.0
Derrick Thomas, KC.....	1989-90	30.0
Shawne Merriman, SD.....	2005-06	27.0
<b>Micah Parsons, Dal.....</b>	<b>2021-22</b>	<b>26.5</b>
Jevon Kearse, Ten .....	1999-00	26.0
J.J. Watt, Hou .....	2011-12	26.0
Dwight Freeney, Ind .....	2002-03	24.0

With 2.0 sacks in six contests in 2022, Parsons has nine career games with 2.0 sacks-or-more, tied with Aldon Smith for the most in a player's first two seasons since 1982:

### Most Games with 2.0 Sacks Through First Two Seasons Since 1982

Player/Team	2.0-Sack Gms	Seasons
<b>Micah Parsons, Dal.....</b>	<b>9</b>	<b>2021-22</b>
Aldon Smith, SF .....	9	2011-12
Shawne Merriman, SD.....	8	2005-06
Reggie White, Phi .....	8	1985-86

Parsons' six multi-sack games were second in the league in 2022 behind Myles Garrett (seven). Parsons tied DeMarcus Ware for the most multi-sack games (1.5-plus sacks) in a season in franchise history.

### Most Multi-Sack Games in a Season - Cowboys History Since 1982

Player	Multi-Sack Gms	Season
<b>Micah Parsons.....</b>	<b>6</b>	<b>2022</b>
DeMarcus Ware .....	6	2011
Many tied .....	4	

## ★ THE PARSONS GAMBIT ★

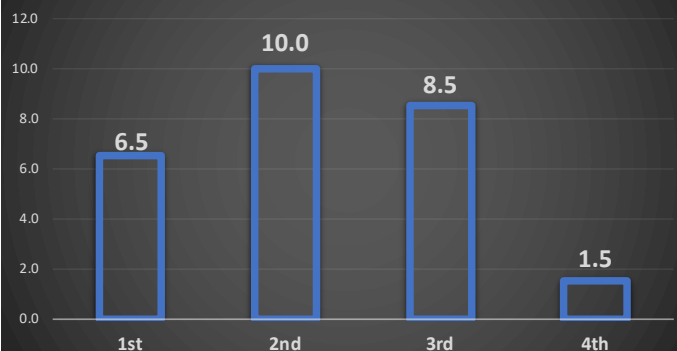
Micah Parsons lined up all over the defense for Dallas in 2021, as he lined up at every defensive position at least once. The Cowboys continued to showcase Parsons' versatility in 2022. Below are his snap counts by position, per PFF:

	DLine	LB	CB	S	Total
Week 1 vs. TB .....	40	21	1	0	62
Week 2 vs. CIN .....	55	3	0	0	58
Week 3 at NYG .....	40	20	0	0	60
Week 4 vs. WAS .....	53	8	2	0	63
Week 5 at LAR .....	30	16	0	0	46
Week 6 at PHI .....	41	26	0	0	67
Week 7 vs. DET .....	42	0	0	0	42
Week 8 vs. CHI .....	46	11	0	0	57
Week 10 at GB.....	10	47	4	0	61
Week 11 at MIN.....	37	1	0	0	38
Week 12 vs. NYG.....	38	5	0	0	43
Week 13 vs. IND .....	50	1	0	0	51
Week 14 vs. HOU.....	44	3	1	0	48
Week 15 at JAX.....	57	2	0	0	59
Week 16 vs. PHI.....	63	5	0	0	68
Week 17 at TEN.....	47	1	0	0	48
Week 18 at WAS.....	45	1	0	0	46
Wild Card at TB .....	64	15	0	0	79
<b>Totals</b>	<b>802</b>	<b>186</b>	<b>8</b>	<b>0</b>	<b>996</b>

## ★ PARSONS SACKS BY DOWN ★

Micah Parsons has recorded 26.5 career sacks in the regular season. Below is a breakdown of his sacks by down:

Micah Parsons Career Sacks by Down



## ★ ALWAYS WINNING ★

Micah Parsons was explosive as a pass rusher in 2022, totaling 13.5 sacks in 2022. Along with the sacks, Parsons led the league in pass rush win rate (30%):

Pass Rush Win Rate - NFL 2022

Player	Rate	Player	Rate
<b>Micah Parsons, Dal</b> .....	<b>30%</b>	Von Miller, Buf	23%
Haason Reddick, Phi	28%	Bradley Chubb, Den/Mia	23%
Myles Garrett, Cle	27%	T.J. Watt, Pit	22%
Trey Hendrickson, Cin	24%	Nick Bosa, SF	22%
Jaelan Phillips, Mia	24%	Josh Sweat, Phi	21%

\*A pass rush win occurs when a defender beats his block in less than 2.5 seconds.

## ★ UNDER PRESSURE ★

The Cowboys front six established themselves as one of the premier pass rushing units in the league. Along with 54 sacks, Dallas led the NFL with 271 pressures, per *Pro Football Focus*:

Most QB Pressures per PFF - NFL 2022

Team	Pressures
<b>Dallas</b> .....	<b>271</b>
Kansas City	255
Jacksonville	253
Philadelphia	251
New England	247
Tennessee	242
Miami	240
San Francisco	228

## ★ HEAVY HITTER ★

In addition to a feisty defensive line, the Cowboys also had a physical pass rusher out of the secondary. Donovan Wilson led all NFL defensive backs with 5.0 sacks in 2022, which tied Bill Bates for the most sacks by a Cowboys defensive back in a season since 1982:

Most Sacks by Cowboys Defensive Back  
Single Season - Since 1982

Player, Season	Sacks	Player, Season	Sacks
<b>Donovan Wilson, 2022</b> .....	<b>5.0</b>	Bill Bates, 1983	4.0
Bill Bates, 1984	5.0	Michael Downs, 1984	3.5
Jourdan Lewis, 2019	4.0	<b>Donovan Wilson, 2020</b>	<b>3.5</b>

Wilson's 8.5 career sacks are tied for the fourth-most all-time by a Cowboys defensive back:

Most Career Sacks by Cowboys Defensive Back  
Since 1982

Player	Sacks	Player	Sacks
Bill Bates	18.0	<b>Donovan Wilson</b>	<b>8.5</b>
Orlando Scandrick	11.5	Jourdan Lewis	8.5
Darren Woodson	11.0	Michael Downs	8.0

## ★ LEGION OF DOOM ★

Dallas was effective in rushing opposing passers in 2022. Most importantly, the Cowboys were successful in taking down the quarterback for big plays, as Dallas' 54 sacks tied for third in the NFL behind Philadelphia and Kansas City:

NFL Team Sack Leaders - 2022

Team	Sacks	Team	Sacks
Philadelphia	68	Baltimore	48
Kansas City	55	New Orleans	48
<b>Dallas</b>	<b>54</b>	N.Y. Jets	45
New England	54	Tampa Bay/Seattle	45

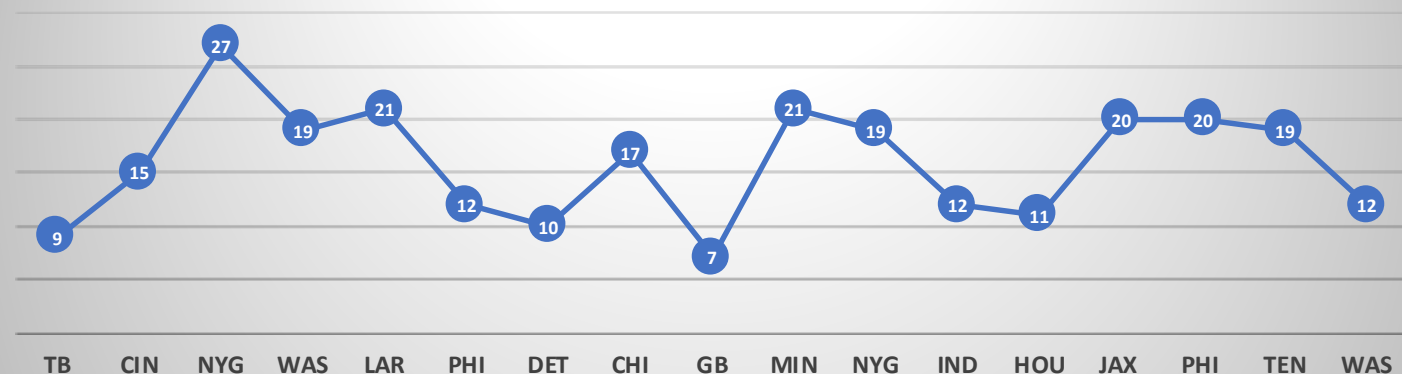
This season marked the first time since 2008 (59) where a Dallas team recorded at least 50 sacks in a season.

Below are all of Dallas' 2022 sacks broken down by player:

Dallas Cowboys Sack Leaders - 2022

Player	Sacks	Player	Sacks
Micah Parsons	13.5	Jayron Kearse	2.0
Dorance Armstrong	8.5	Anthony Barr	1.0
DeMarcus Lawrence	6.0	Neville Gallimore	1.0
Dante Fowler	6.0	Jourdan Lewis	1.0
Donovan Wilson	5.0	Chauncey Golston	1.0
Sam Williams	4.0	Leighton Vander Esch	1.0
Osa Odighizuwa	4.0		

## Cowboys Game-by-Game Pressures, per PFF - 2022





## ★ TAKEAWAYS IN BUNCHES ★

The Cowboys led the NFL with 33 takeaways in 2022 just one season after leading the league with 34 takeaways. Dallas was the first team to lead the NFL in takeaways in back-to-back seasons since Pittsburgh from 1972-74 (three straight seasons):

### Most Takeaways in the NFL - 2022

Team	INT	FR	Takeaways
<b>Dallas</b> .....	<b>16</b>	<b>17</b>	<b>33</b>
Philadelphia .....	17	10	27
New England .....	18	9	27
San Francisco .....	17	9	26
Jacksonville .....	13	12	25

Coupled with 34 takeaways from 2021, the Cowboys led the NFL with 67 takeaways from 2021-22, the most in a two-year span by Dallas since the 1986-87 teams tallied 74 takeaways.

The Cowboys also recorded four takeaways in three games in 2022, the most in the NFL.

## ★ I'LL TAKE THAT ★

In Dan Quinn's first season as the defensive play caller, Dallas tied for the league lead with a +14 turnover differential in 2021. In Quinn's second season with the Cowboys, Dallas once again led the league with a +10 turnover differential:

### 2022 NFL Turnover Differential Leaders

Team	Takeaways	Giveaways	Differential
San Francisco .....	30	17	+13
<b>Dallas</b> .....	<b>33</b>	<b>23</b>	<b>+10</b>
Philadelphia .....	27	19	+8
Detroit .....	22	15	+7
New England .....	30	23	+7

Dallas finished the season with a turnover margin of +10 just one season after totaling a +14 turnover margin. The Cowboys posted a turnover differential of +10-or-more in consecutive seasons for the first time since 1998-99.

## ★ NO TOUCHDOWNS ALLOWED ★

The Cowboys allowed 20.1 points-per-game in 2022, the fifth-fewest in the NFL. Dallas also tied Denver for the sixth-fewest touchdowns allowed (35) in 2022:

### Least Allowed TD - NFL 2022

Team	TD Allwd	Team	TD Allwd
N.Y. Jets .....	31	San Francisco .....	33
Baltimore .....	32	<b>Dallas</b> .....	<b>35</b>
Buffalo .....	32	Denver .....	35
Cincinnati .....	32	New Orleans .....	36

Additionally, Dallas held the Minnesota Vikings (11/20) to three points in a 40-3 victory, the largest margin of victory on the road in team history. Dallas' three points allowed were the fewest in a game this season.

## ★ NEGATIVE PLAYS ★

After ranking 24th in opponent negative plays in 2020, Dallas has taken down opponents behind the line of scrimmage at a high rate since Dan Quinn's arrival last season. In 2022 the Cowboys passed 2021's opponent negative plays mark (99), as they were fourth in the NFL with 115 opponent negative plays:

### Opponent Negative Plays Leaders - NFL 2022

Team	Opp Neg. Plys	Team	Opp Neg. Plys
Philadelphia .....	125	Houston .....	113
Indianapolis .....	124	Arizona .....	112
Kansas City .....	116	Miami .....	111
<b>Dallas</b> .....	<b>115</b>	Tampa Bay .....	111

In those 115 negative plays, Dallas' opponents lost 487 yards, the third-most negative yards forced in the NFL.

## ★ FUMBLEROOSKI ★

Dallas has put an emphasis on takeaways since Dan Quinn arrived as defensive coordinator in 2021. In 2022 Dallas made an effort to jar the ball loose from opposing ball carriers, as the Cowboys led the league with 20 forced fumbles, which is also the most by a Cowboys team since the stat became official in 1994:

### Most Forced Fumbles by a Cowboys Team - Since 1994

Season	FF	Season	FF
<b>2022</b> .....	<b>20</b>	2016 .....	17
2009 .....	17	1996 .....	16
2003 .....	17	2006 .....	16

Along with forcing fumbles, Dallas was effective at recovering fumbles on the defensive side of the ball. The Cowboys 17 defensive fumble recoveries in 2022 led all NFL teams and were the most in a Cowboys season since 1990 (19):

### Leaders in Defensive Fumble Recoveries - 2022

Team	FR	Team	FR
<b>Dallas</b> .....	<b>17</b>	N.Y. Giants .....	11
Jacksonville .....	12	Cincinnati .....	11

## ★ NO POINTS FOR YOU ★

Dallas allowed touchdowns on only 18.2% of possessions in 2021 - fourth in the NFL. In 2022 Dallas showed no signs of letting up, as it finished with the second-lowest opponent touchdown rate (16.2%) in the NFL:

### Lowest Opponent Touchdown Efficiency in 2022

Team	Opp Drives	TD Drives	TD %
N.Y. Jets .....	192	29	15.1%
<b>Dallas</b> .....	<b>197</b>	<b>32</b>	<b>16.2%</b>
Denver .....	198	32	16.2%
San Francisco .....	183	31	16.9%
Cincinnati .....	176	30	17.0%
New Orleans .....	185	32	17.3%
Baltimore .....	175	31	17.7%
Washington .....	197	36	18.3%
New England .....	191	35	18.3%
Buffalo .....	168	31	18.5%

## ★ TO THE HOUSE ★

Just one year after scoring six touchdowns on defense - the most defensive touchdowns in a single season in Cowboys history - the Cowboys scored three defensive touchdowns in 2022. They were one-of-nine teams with at least three defensive touchdowns in 2022. Since McCarthy's arrival in 2020, Dallas has the second-most defensive touchdowns (11) in the NFL:

### Most Defensive Touchdowns - NFL 2020-22

Team	INT Ret	Fum Ret	Tot TD
New England .....	9	3	12
<b>Dallas</b> .....	<b>5</b>	<b>6</b>	<b>11</b>
Miami .....	3	6	9
Philadelphia .....	4	5	9
Kansas City .....	6	2	8
Washington .....	6	2	8

## ★ THIRD-AND-I GOT THIS ★

The Cowboys held opponents to 87-of-231 on third downs in 2022, a 37.7% opponent third down conversion rate that was ninth in the NFL. When limiting opposing offenses on first and second down, the Cowboys defense gave opponents fits on third-and-long (more than six yards), ranking third in the league.

Below is a breakdown of the Cowboys opponent third down conversions by distance in 2022:

### Cowboys Third Down Defense in 2022

3rd & Short (<4 Yds)	3rd & Med (4-6 Yds)	3rd & Long (>6 Yds)	3rd & 10+
49-62 (60.9%)	28-65 (43.1%)	17-97 (17.5%)	9-60 (15.0%)
Rank: 19th	Rank: 17th	Rank: 3rd	Rank: 7th



**50**

**Brett Maher made nine field goals from 50-plus yards in 2022, the most 50-yard field goals in a season in team history.**

## ★ LASER ROCKET LEG ★

Brett Maher made history by connecting on a 63-yard field goal in the waning moments of the first half against Philadelphia in 2019 (10/20), setting a franchise record for the longest field goal in Dallas Cowboys history and tying the third-longest field goal in NFL history. Maher then made a 60-yarder at Minnesota (11/20/22), upping his NFL record to four field goals of 60-plus yards:

### Longest Field Goals Made - NFL History

Player	FG Long	Opp/Date
Justin Tucker, Bal.....	66	@ Det, 9/26/21
Matt Prater, Den.....	64	vs. Ten, 12/8/13
<b>Brett Maher, Dal .....</b>	<b>63</b>	<b>vs. Phi, 10/20/19</b>
Tom Dempsey, NO.....	63	vs. Det, 11/8/70
Jason Elam, Den .....	63	vs. Jax, 10/25/98
Sebastian Janikowski, Oak.....	63	@ Den, 9/12/11
David Akers, SF .....	63	@ GB, 9/9/12
Graham Gano, Car .....	63	vs. NYG, 10/7/18
Matt Bryant, TB .....	62	vs. Phi, 10/22/06
Stephen Gostkowski, NE.....	62	@ Oak, 11/19/17
<b>Brett Maher, Dal .....</b>	<b>62</b>	<b>vs. Phi, 12/9/18</b>
<b>Brett Maher, Dal .....</b>	<b>62</b>	<b>@ NYJ, 10/13/19</b>
Matt Prater, Ari.....	62	vs. Min, 9/19/21
Harrison Butker, KC.....	62	vs. Buf, 10/16/22

## ★ 50 PIECE ★

Brett Maher made nine 50-plus yard field goals in 2022, the most in a season in team history and tied for the fifth-most in NFL history:

### Most 50-Yard Field Goals in a Season - NFL History

Player, Season	50-Yd FG	Player	50-Yd FG
Daniel Carlson, 2022.....	11	<b>Brett Maher, 2022 .....</b>	<b>9</b>
Brandon Manu, 2020 .....	10	Chase McLaughlin, 2022 .....	9
Justin Tucker, 2016.....	10	Justin Tucker, 2022 .....	9
Blair Walsh, 2012 .....	10	Evan McPherson, 2021.....	9

Maher has 19 50-plus yard field goals in his Dallas career, second-most in team history behind Dan Bailey:

### Most 50-Plus Yard Field Goals - Cowboys History

Player, Years	50 Yd. FG
Dan Bailey (2011-17) .....	27
<b>Brett Maher (2018-19, 2022).....</b>	<b>19</b>
Rafael Septien (1978-86).....	8

## ★ THE PUNT-ISHER ★

Just one year after leading the NFL and setting the franchise record in net punting average (44.6), Bryan Anger excelled for Dallas' special teams unit once again in 2022, ranking eighth in the league with a 42.8 net punting average:

### 2022 Net Punting Average Leaders - NFL

Player	Punts	Net Yds	NetAvg
Tommy Townsend, KC .....	53	2,416	45.6
Michael Dickson, Sea .....	66	2,934	44.5
Johnny Hekker, Car .....	81	3,574	44.1
Ryan Stonehouse, Ten .....	90	3,963	44.0
A.J. Cole, LV .....	59	2,590	43.9
Logan Cooke, Jax.....	58	2,539	43.8
Tress Way, Was .....	83	3,566	43.0
<b>Bryan Anger, Dal.....</b>	<b>68</b>	<b>2,913</b>	<b>42.8</b>
Cameron Johnston, Hou.....	88	3,748	42.6
Ryan Wright, Min .....	73	3,144	42.5

## ★ TOUCHBACK CENTRAL ★

Brett Maher did not allow opponents to return kickoffs at a high rate in 2022. Maher led the NFL with 78 touchbacks, which was 15 ahead of second place (Jake Elliott; 63). Maher's 78 touchbacks in 2022 were the fifth-most in a season in NFL history:

### Kickoff Touchback Leaders - NFL History

Player, Season	TB	Player, Season	TB
Bradley Pinion, 2019.....	88	Greg Zuerlein, 2021.....	80
Bradley Pinion, 2020.....	85	<b>Brett Maher, 2022.....</b>	<b>78</b>
Matt Prater, 2013 .....	81	Greg Joseph, 2021 .....	76

## ★ POINT PERSON ★

Brett Maher signed with the Cowboys during training camp in Oxnard, California prior to the season. Maher exceeded expectations, going 29-for-32 on field goals this season, amounting to a career-high 90.6% field goal percentage that tied for eighth in the NFL.

Along with his accuracy, Maher racked up points, thanks to a potent Dallas offense. Maher's 137 kicking points tied for third in the NFL and finished as a single-season franchise record:

### Most Kicking Points in a Season - Cowboys History

Player	FGM	FGA	FG%	PAT	Pts
<b>Brett Maher, 2022.....</b>	<b>29</b>	<b>32</b>	<b>90.6%</b>	<b>50</b>	<b>137</b>
Dan Bailey, 2011.....	32	37	86.5%	39	135
Greg Zuerlein, 2020.....	34	41	82.9%	33	135
Dan Bailey, 2013 .....	28	30	93.3%	47	131
Dan Bailey, 2014 .....	25	29	86.2%	56	131
Nick Folk, 2007.....	26	31	83.9%	53	131

## ★ TURPIN TIME ★

KaVontae Turpin broke onto the scene when he returned both a punt and kick return for a touchdown in the preseason win at the LA Chargers (8/20). In 2022 Turpin established himself as one of the most dynamic returners in the NFL, as he ranked fifth in the NFL in punt return average (10.4):

### 2022 NFL Punt Return Average Leaders (min. 1.25 punt returns-per-game)

Player	PR Avg.	Player	PR Avg.
Marcus Jones, NE.....	12.5	Jaelon Darden, TB/Cle...	10.5
DeAndre Carter, LAC .....	11.7	<b>KaVontae Turpin, Dal....</b>	<b>10.4</b>
Ray-Ray McCloud III, SF. ....	10.8	Trent Taylor, Cin.....	10.3

At Philadelphia (10/16) Turpin returned a kick 63 yards to set up a Cowboys field goal prior to halftime. Against Detroit (10/23) he caught a punt at his own seven-yard line before returning it 52 yards, the fourth-longest punt return of the season.

Turpin is the only NFL player this season with a 50-yard punt return and a 50-yard kick return. The last Cowboys player with a 50-yard kick return and 50-yard punt return in the same season was Ryan Switzer in 2017.



# **ROSTERS AND DEPTH CHART**



# 2022 DALLAS COWBOYS UNOFFICIAL DEPTH CHART

(As of January 17, 2023)

## OFFENSE

<b>WR</b>	88 CeeDee Lamb	16 T.Y. Hilton		
<b>LT</b>	<u>73 Tyler Smith</u>	71 Jason Peters		
<b>LG</b>	66 Connor McGovern	<u>73 Tyler Smith</u>		
<b>C</b>	63 Tyler Biadasz	66 Connor McGovern		
<b>RG</b>	70 Zack Martin			
<b>RT</b>	77 Tyron Smith	75 Josh Ball		
<b>TE</b>	86 Dalton Schultz	<u>87 Jake Ferguson</u>	<u>89 Peyton Hendershot</u>	84 Sean McKeon
<b>WR</b>	85 Noah Brown	<u>9 KaVontae Turpin</u>		
<b>WR</b>	13 Michael Gallup	<u>18 Jalen Tolbert</u>		
<b>QB</b>	4 Dak Prescott	10 Cooper Rush	15 Will Grier	
<b>RB</b>	21 Ezekiel Elliott	20 Tony Pollard	<u>34 Malik Davis</u>	

## DEFENSE

<b>DE</b>	90 DeMarcus Lawrence	<u>54 Sam Williams</u>		
<b>DT</b>	91 Carlos Watkins	95 Johnathan Hankins	96 Neville Gallimore	
<b>DT</b>	97 Osa Odighizuwa	98 Quinton Bohanna		
<b>DE</b>	92 Dorance Armstrong	56 Dante Fowler	99 Chauncey Golston	
<b>LB</b>	11 Micah Parsons	42 Anthony Barr	57 Luke Gifford	
<b>LB</b>	55 Leighton Vander Esch	<u>33 Damone Clark</u>	14 Jabril Cox	
<b>CB</b>	25 Nahshon Wright	1 Kelvin Joseph	29 C.J. Goodwin	
<b>NCB</b>	<u>26 DaRon Bland</u>			
<b>CB</b>	7 Trevon Diggs	37 Trayvon Mullen		
<b>S</b>	27 Jayron Kears	24 Israel Mukuamu		
<b>S</b>	6 Donovan Wilson			
<b>S</b>	28 Malik Hooker	<u>41 Markquese Bell</u>		

## SPECIALISTS

<b>K</b>	19 Brett Maher		
<b>P</b>	5 Bryan Anger		
<b>LS</b>	45 Matt Overton		
<b>H</b>	5 Bryan Anger		
<b>KR</b>	<u>9 KaVontae Turpin</u>	20 Tony Pollard	
<b>PR</b>	<u>9 KaVontae Turpin</u>	20 Tony Pollard	88 CeeDee Lamb

## PRONUNCIATION GUIDE

Dorance Armstrong .....	DOOR-intz	Brett Maher .....	MAH-her
Markquese Bell .....	mar-KEESE	Sean McKeon .....	muh-CUE-in
Tyler Biadasz .....	bee-AH-dish	Israel Mukuamu .....	MOO-kwah-moo
DaRon Bland .....	duh-RON	Osa Odighizuwa .....	oh-DIGGY-zoowa
Quinton Bohanna .....	boe-HAN-ah	Tyron Smith .....	TIE-rin
Damone Clark .....	duh-MONE	KaVontae Turpin .....	kuh-VON-tay
Jabril Cox .....	juh-BREEL	Nahshon Wright .....	nuh-SHAWN
Jayron Kears .....	JAY-RON		

## COACHING STAFF

**HEAD COACH:** Mike McCarthy

**ASSISTANTS:** <!--Jeff Blasko (Assistant Offensive Line), Rob Davis (Assistant Head Coach), Aden Durde (Defensive Line), George Edwards (Senior Defensive Assistant), John Fassel (Special Teams Coordinator), Ryan Feder (Quality Control Analytics), Evan Harrington (Offensive Assistant), Al Harris (Defensive Backs), Chase Haslett (Quality Control/Offense), Leon Lett (Assistant Defensive Line), Cannon Matthews (Quality Control/Defense), Scott McCurley (Linebackers), Kellen Moore (Offensive Coordinator), Harold Nash (Strength & Conditioning Coordinator), Doug Nussmeier (Quarterbacks), Skip Peete (Running Backs), Joe Philbin (Offensive Line), Robert Prince (Wide Receivers), Dan Quinn (Defensive Coordinator), Justin Rudd (Video/Analytics), Eric Simonelli (Quality Control Analytics), Cedric Smith (Assistant Strength & Conditioning), Kendall Smith (Assistant Strength & Conditioning), Rayna Stewart (Assistant Special Teams), Scott Tolzien (Offensive Assistant), Kyle Valero (Quality Control Analytics), Lunda Wells (Tight Ends), Joe Whitt (Secondary/Defensive Pass Game Coordinator).

# 2022 DALLAS COWBOYS ALPHABETICAL ROSTER

NO.	NAME	POS	HT	WT	DOB	EXP	COLLEGE	HOMETOWN	GP	GS	DNP	IA
5	Anger, Bryan	P	6-3	214	10/6/1988	11	California	Camarillo, Calif.	17	0	0	0
92	Armstrong, Dorance	DE	6-3	270	6/10/1997	5	Kansas	Houston, Texas	17	5	0	0
75	Ball, Josh	T	6-8	320	5/15/1998	2	Marshall	Fredericksburg, Va.	13	0	4	0
42	Barr, Anthony	LB	6-5	257	3/18/1992	8	UCLA	San Pedro, CA	14	10	0	3
41	Bell, Markquese	S	6-2	215	12/31/1999	R	Florida A&M	Bridgeton, N.J.	5	0	0	12
63	Biadasz, Tyler	C	6-4	316	11/20/1997	3	Wisconsin	Amherst, Wisc.	16	16	0	1
26	Bland, DaRon	CB	6-0	200	7/12/1999	R	Fresno State	Modesto, Calif.	17	8	0	0
98	Bohanna, Quinton	DT	6-4	330	3/16/1999	2	Kentucky	Memphis, Tenn.	13	9	0	4
85	Brown, Noah	WR	6-2	215	1/6/1996	6	Ohio State	Flanders, N.J.	16	13	0	1
33	Clark, Damone	LB	6-3	245	6/28/2000	R	Louisiana State	Baton Rouge, La.	10	5	0	0
14	Cox, Jabril	LB	6-3	240	4/16/1998	2	Louisiana State	Kansas City, Mo.	9	0	0	8
34	Davis, Malik	RB	5-10	205	11/26/1998	R	Florida	Tamp, Fla.	12	0	0	0
7	Diggs, Trevon	CB	6-1	204	9/20/1998	3	Alabama	Gaithersburg, Md.	17	17	0	0
21	Elliott, Ezekiel	RB	6-0	226	7/22/1995	7	Ohio State	St. Louis, Mo.	15	14	0	2
87	Ferguson, Jake	TE	6-5	252	1/19/1999	R	Wisconsin	Madison, Wisc.	16	8	0	1
56	Fowler, Dante	DE	6-3	260	8/3/1994	8	Florida	St. Petersburg, Fla.	17	0	0	0
96	Gallimore, Neville	DT	6-2	315	1/17/1997	3	Oklahoma	Ottawa, Ontario	16	1	0	1
13	Gallup, Michael	WR	6-1	205	3/4/1996	5	Colorado State	Monroe, Ga.	14	11	0	3
57	Gifford, Luke	LB	6-3	242	8/28/1995	4	Nebraska	Lincoln, Neb.	16	0	0	1
99	Golston, Chauncey	DE	6-5	285	2/10/1998	2	Iowa	Detroit, Mich.	15	0	0	2
29	Goodwin, C.J.	CB	6-3	195	2/4/1990	7	California (PA)	Wheeling, W.V.	17	0	0	0
15	Grier, Will	QB	6-1	215	4/3/1995	4	West Virginia	Charlotte, N.C.	0	0	5	11
95	Hankins, Johnathan	DT	6-3	320	3/30/1992	10	Ohio State	Dearborn Heights, Mich.	5	3	0	1
89	Hendershot, Peyton	TE	6-4	250	4/23/1999	R	Indiana	North Salem, Ind.	17	2	0	0
16	Hilton, T.Y.	WR	5-10	183	11/14/1989	10	Florida International	Miami, FL	3	0	0	1
28	Hooker, Malik	S	6-1	215	4/2/1996	6	Ohio State	New Castle, Pa.	16	6	0	1
1	Joseph, Kelvin	CB	5-11	200	11/11/1999	2	Kentucky	Baton Rouge, La.	16	1	0	1
27	Kearse, Jayron	S	6-4	227	2/11/1994	7	Clemson	Fort Myers, Fla.	14	14	0	3
88	Lamb, CeeDee	WR	6-2	197	4/8/1999	3	Oklahoma	Richmond, Texas	17	17	0	0
90	Lawrence, DeMarcus	DE	6-3	255	4/28/1992	9	Boise State	Aiken, S.C.	17	17	0	0
19	Maher, Brett	K	6-0	190	11/21/1989	4	Nebraska	Kearney, Neb.	17	0	0	0
70	Martin, Zack	G	6-4	315	11/20/1990	9	Notre Dame	Indianapolis, Ind.	17	17	0	0
66	McGovern, Connor	G	6-5	318	11/3/1997	4	Penn State	Larksville, Pa.	15	15	0	2
84	McKeon, Sean	TE	6-5	255	12/28/1997	3	Michigan	Dudley, Mass.	13	0	0	0
24	Mukuamu, Israel	S	6-4	215	11/28/1999	2	South Carolina	Charlotte, N.C.	15	3	0	2
37	Mullen, Trayvon	CB	6-2	200	9/20/1997	4	Clemson		1	0	0	3
97	Odighizuwa, Osa	DT	6-2	294	8/13/1998	2	UCLA	Dayton, Ohio	17	17	0	0
45	Overton, Matt	LS	6-0	243	7/6/1985	10	Western Washington	Tracy, Calif.	13	0	0	0
11	Parsons, Micah	LB	6-3	248	5/26/1999	2	Penn State	Harrisburg, Pa.	17	17	0	0
71	Peters, Jason	T	6-4	328	1/22/1982	18	Arkansas	Queen City, Texas	12	1	2	1
20	Pollard, Tony	RB	6-0	212	4/30/1997	4	Memphis	Memphis, Tenn.	16	4	0	1
4	Prescott, Dak	QB	6-2	228	7/29/1993	7	Mississippi State	Haughton, La.	12	12	0	5
10	Rush, Cooper	QB	6-3	224	11/21/1993	5	Central Michigan	Charlotte, Mich.	9	5	8	0
86	Schultz, Dalton	TE	6-5	255	7/11/1996	5	Stanford	South Jordan, Utah	15	15	0	2
73	Smith, Tyler	G/T	6-5	320	4/3/2001	R	Tulsa	Fort Worth, Texas	17	17	0	0
77	Smith, Tyron	T	6-5	307	12/12/1990	12	Southern California	Moreno Valley, Calif.	4	4	0	0
18	Tolbert, Jalen	WR	6-1	200	2/27/1999	R	South Alabama	Mobile, Ala.	8	1	0	9
9	Turpin, KaVontae	WR	5-7	158	8/2/1996	R	TCU	Monroe, La.	17	0	0	0
55	Vander Esch, Leighton	LB	6-4	255	2/8/1996	5	Boise State	Riggins, Idaho	14	14	0	3
91	Watkins, Carlos	DT	6-3	305	12/5/1993	6	Clemson	Mooresboro, N.C.	12	4	0	0
54	Williams, Sam	DE	6-4	270	3/31/1999	R	Mississippi	Montgomery, Ala.	15	0	0	2
6	Wilson, Donovan	S	6-0	205	2/21/1995	4	Texas A&M	Shreveport, La.	17	17	0	0
25	Wright, Nahshon	CB	6-4	190	9/23/1998	2	Oregon State	East Palo Alto, Calif.	7	2	0	10
<b>PRACTICE SQUAD</b>												
60	Alarcon, Isaac	G	6-6	315	7/27/1998	1	Monterrey Tech	Monterrey, Mexico	0	0	0	0
36	Alexander, Mackensie	CB	5-10	192	11/12/1993	7	Clemson	Immokalee, FL	1	1	0	0
14	Callaway, Antonio	WR	5-11	200	1/9/1997	4	Florida	Miami, Fla.	0	0	0	0
76	Collins, Aviante	T	6-4	307	4/21/1993	3	Texas Christian	Houston, Texas	2	0	1	0
31	Coyle, Tyler	S	6-0	210	7/27/1998	1	Purdue	Windsor, Conn.	1	0	0	0
19	Drummond, Dontario	WR	6-1	212	8/22/1997	R	Mississippi	Laurel, Miss.	0	0	0	0
67	Hoffman, Brock	C	6-4	302	7/2/1999	R	Virginia Tech	Statesville, N.C.	0	0	0	0
17	Houston, Dennis	WR	6-2	202	4/24/1999	R	Western Illinois	San Antonio, Texas	2	0	0	0
46	Jefferson, Malik	LB	6-2	235	11/15/1996	4	Texas	Mesquite, TX	0	0	0	0
59	McKinley, Takk	LB	6-2	265	11/2/1995	6	UCLA	Oakland, Calif.	0	0	0	1
30	Ollison, Qadree	RB	6-0	232	9/8/1996	4	Pittsburgh	Niagara Falls, N.Y.	3	0	0	0
39	Rhodes, Xavier	CB	6-1	210	6/19/1990	9	Florida State	Miami, FL	0	0	0	0
94	Rush, Anthony	DL	6-4	365	9/1/1996	4	Alabama-Birmingham	Raleigh, N.C.	0	0	0	0
32	Sheffield, Kendall	DB	5-10	212	5/30/1996	4	Ohio State	Missouri City, Texas	0	0	0	0
80	Smith, Brandon	WR	6-1	218	12/10/1998	1	Iowa	Lake Cormorant, Miss.	0	0	0	0
69	Taylor, Alex	T	6-8	294	4/29/1997	1	South Carolina State	Moncks Corner, S.C.	0	0	0	0
<b>RESERVE/DESIGNATED FOR RETURN</b>												
68	Farniok, Matt	C	6-5	316	9/26/1997	2	Nebraska	Sioux Falls, S.D.	7	2	0	0
<b>RESERVE/INJURED</b>												
3	Brown, Anthony	CB	5-11	192	12/16/1993	7	Purdue	Tampa, Fla.	12	12	0	0
23	Dowdle, Rico	RB	5-11	215	6/14/1998	3	South Carolina	Asheville, N.C.	5	0	0	0
81	Fehoko, Simi	WR	6-4	218	11/5/1997	2	Stanford	Sandy, Utah	5	0	0	0
50	Harper, Devin	LB	6-0	240	5/13/1998	R	Oklahoma State	Knoxville, Tenn.	3	0	0	4
2	Lewis, Jourdan	CB	5-10	190	8/31/1995	6	Michigan	Detroit Mich.	6	4	1	0
44	McQuaide, Jake	LS	6-2	238	7/7/1987	12	Ohio State	Cincinnati, Ohio	4	0	0	0
78	Steele, Terence	T	6-6	320	6/4/1997	3	Texas Tech	Cibolo, Texas	13	13	0	0
79	Waletzko, Matt	T	6-7	320	12/15/1999	R	North Dakota	Cold Spring, Minn.	3	0	1	2
<b>PRACTICE SQUAD INJURED</b>												
65	Lindstrom, Alec	C	6-3	300	7/7/1997	R	Boston College	Dudley, Mass.	0	0	1	0
40	Thomas, Juanyeh	S	6-1	215	6/24/2000	R	Georgia Tech	Niceville, Fla.	0	0	0	0

# 2022 DALLAS COWBOYS NUMERICAL ROSTER

NO.	NAME	POS	HT	WT	AGE	EXP	COLLEGE	HOW ACQ	GP	GS	DNP	IA
1	Kelvin Joseph	CB	5-11	200	23	2	Kentucky	D2-'21	16	1	0	1
4	Dak Prescott	QB	6-2	228	29	7	Mississippi State	D4b-'16	12	12	0	5
5	Bryan Anger	P	6-3	214	34	11	California	FA-'21	17	0	0	0
6	Donovan Wilson	S	6-0	205	27	4	Texas A&M	D6-'19	17	17	0	0
7	Trevon Diggs	CB	6-1	204	24	3	Alabama	D2-'20	17	17	0	0
9	KaVontae Turpin	WR	5-7	158	26	R	TCU	UDFA-'22	17	0	0	0
10	Cooper Rush	QB	6-3	224	29	5	Central Michigan	FA-'20	9	5	8	0
11	Micah Parsons	LB	6-3	248	23	2	Penn State	D1-'21	17	17	0	0
13	Michael Gallup	WR	6-1	205	26	5	Colorado State	D3-'18	14	11	0	3
14	Jabril Cox	LB	6-3	240	24	2	Louisiana State	D4a-'21	9	0	0	8
15	Will Grier	QB	6-1	215	27	4	West Virginia	W(Car)-'21	0	0	5	11
16	T.Y. Hilton	WR	5-10	183	33	10	Florida International	FA-'22	3	0	0	1
18	Jalen Tolbert	WR	6-1	200	23	R	South Alabama	D3-'22	8	1	0	9
19	Brett Maher	K	6-0	190	33	4	Nebraska	FA-'22	17	0	0	0
20	Tony Pollard	RB	6-0	212	25	4	Memphis	D4a-'19	16	4	0	1
21	Ezekiel Elliott	RB	6-0	226	27	7	Ohio State	D1-'16	15	14	0	2
24	Israel Mukuamu	S	6-4	215	23	2	South Carolina	D6b-'21	15	3	0	2
25	Nahshon Wright	CB	6-4	190	24	2	Oregon State	D3c-'21	7	2	0	10
26	DaRon Bland	CB	6-0	200	23	R	Fresno State	D5b-'22	17	8	0	0
27	Jayron Kearse	S	6-4	227	28	7	Clemson	FA-'21	14	14	0	3
28	Malik Hooker	S	6-1	215	26	6	Ohio State	FA-'21	16	6	0	1
29	C.J. Goodwin	CB	6-3	195	32	7	California (PA)	PS(Cin)-'18	17	0	0	0
33	Damone Clark	LB	6-3	245	22	R	Louisiana State	D5c-'22	10	5	0	0
34	Malik Davis	RB	5-10	205	24	R	Florida	UDFA-'22	12	0	0	0
37	Trayvon Mullen	CB	6-2	200	25	4	Clemson	W(Ari)-'22	1	0	0	3
41	Markquese Bell	S	6-2	215	23	R	Florida A&M	UDFA-'22	5	0	0	12
42	Anthony Barr	LB	6-5	257	30	8	UCLA	FA-'22	14	10	0	3
45	Matt Overton	LS	6-0	243	37	10	Western Washington	FA-'22	13	0	0	0
54	Sam Williams	DE	6-4	270	23	R	Mississippi	D2-'22	15	0	0	2
55	Leighton Vander Esch	LB	6-4	255	26	5	Boise State	D1-'18	14	14	0	3
56	Dante Fowler	DE	6-3	260	28	8	Florida	FA-'22	17	0	0	0
57	Luke Gifford	LB	6-3	242	27	4	Nebraska	UDFA-'19	16	0	0	1
63	Tyler Biadasz	C	6-4	316	25	3	Wisconsin	D4b-'20	16	16	0	1
66	Connor McGovern	G	6-5	318	25	4	Penn State	D3-'19	15	15	0	2
70	Zack Martin	G	6-4	315	32	9	Notre Dame	D1-'14	17	17	0	0
71	Jason Peters	T	6-4	328	40	18	Arkansas	FA-'22	12	1	2	1
73	Tyler Smith	G/T	6-5	320	21	R	Tulsa	D1-'22	17	17	0	0
75	Josh Ball	T	6-8	320	24	2	Marshall	D4b-'21	13	0	4	0
77	Tyron Smith	T	6-5	307	32	12	Southern California	D1-'11	4	4	0	0
84	Sean McKeon	TE	6-5	255	25	3	Michigan	UDFA-'20	13	0	0	0
85	Noah Brown	WR	6-2	215	27	6	Ohio State	D7b-'17	16	13	0	1
86	Dalton Schultz	TE	6-5	255	26	5	Stanford	D4b-'18	15	15	0	2
87	Jake Ferguson	TE	6-5	252	23	R	Wisconsin	D4-'22	16	8	0	1
88	CeeDee Lamb	WR	6-2	197	23	3	Oklahoma	D1-'20	17	17	0	0
89	Peyton Hendershot	TE	6-4	250	23	R	Indiana	UDFA-'22	17	2	0	0
90	DeMarcus Lawrence	DE	6-3	255	30	9	Boise State	D2-'14	17	17	0	0
91	Carlos Watkins	DT	6-3	305	29	6	Clemson	UFA(Hou)-'21	12	4	0	0
92	Dorance Armstrong	DE	6-3	270	25	5	Kansas	D4a-'18	17	5	0	0
95	Johnathan Hankins	DT	6-3	320	30	10	Ohio State	T(LV)-'22	5	3	0	1
96	Neville Gallimore	DT	6-2	315	26	3	Oklahoma	D3-'20	16	1	0	1
97	Osa Odighizuwa	DT	6-2	294	24	2	UCLA	D3a-'21	17	17	0	0
98	Quinton Bohanna	DT	6-4	330	23	2	Kentucky	D6a-'21	13	9	0	4
99	Chauncey Golston	DE	6-5	285	24	2	Iowa	D3b-'21	15	0	0	2
<b>PRACTICE SQUAD</b>												
14	Antonio Callaway	WR	5-11	200	26	4	Florida	FA-'22	0	0	0	0
17	Dennis Houston	WR	6-2	202	23	R	Western Illinois	UDFA-'22	2	0	0	0
19	Dontario Drummond	WR	6-1	212	25	R	Mississippi	UDFA-'22	0	0	0	0
30	Qadree Ollison	RB	6-0	232	26	4	Pittsburgh	FA-'22	3	0	0	0
31	Tyler Coyle	S	6-0	210	24	1	Purdue	UDFA-'21	1	0	0	0
32	Kendall Sheffield	DB	5-10	212	26	4	Ohio State	FA-'22	0	0	0	0
36	Mackensie Alexander	CB	5-10	192	29	7	Clemson	FA-'22	1	1	0	0
39	Xavier Rhodes	CB	6-1	210	32	9	Florida State	FA-'22	0	0	0	0
46	Malik Jefferson	LB	6-2	235	26	4	Texas	FA-'22	0	0	0	0
59	Takk McKinley	LB	6-2	265	27	6	UCLA	FA-'22	0	0	0	1
60	Isaac Alarcon	G	6-6	315	24	1	Monterrey Tech	IPP-'20	0	0	0	0
67	Brock Hoffman	C	6-4	302	23	R	Virginia Tech	FA-'22	0	0	0	0
69	Alex Taylor	T	6-8	294	25	1	South Carolina State	FA-'22	0	0	0	0
76	Aviante Collins	T	6-4	307	29	3	Texas Christian	FA-'21	2	0	1	0
80	Brandon Smith	WR	6-1	218	24	1	Iowa	UDFA-'21	0	0	0	0
94	Anthony Rush	DL	6-4	365	26	4	Alabama-Birmingham	FA-'22	0	0	0	0
<b>RESERVE/DESIGNATED FOR RETURN</b>												
68	Matt Farniok	C	6-5	316	25	2	Nebraska	D7-'21	7	2	0	0
<b>RESERVE/INJURED</b>												
2	Jourdan Lewis	CB	5-10	190	27	6	Michigan	D3-'17	6	4	1	0
3	Anthony Brown	CB	5-11	192	29	7	Purdue	D6a-'16	12	12	0	0
23	Rico Dowdle	RB	5-11	215	24	3	South Carolina	UDFA-'20	5	0	0	0
44	Jake McQuaide	LS	6-2	238	35	12	Ohio State	UFA(LAR)-'21	4	0	0	0
50	Devin Harper	LB	6-0	240	24	R	Oklahoma State	D6-'22	3	0	0	4
78	Terence Steele	T	6-6	320	25	3	Texas Tech	UDFA-'20	13	13	0	0
79	Matt Waletzko	T	6-7	320	23	R	North Dakota	D5a-'22	3	0	1	2
81	Simi Fehoko	WR	6-4	218	25	2	Stanford	D5-'21	5	0	0	0
<b>PRACTICE SQUAD INJURED</b>												
40	Juanyeh Thomas	S	6-1	215	22	R	Georgia Tech	UDFA-'22	0	0	0	0
65	Alec Lindstrom	C	6-3	300	25	R	Boston College	UDFA-'22	0	0	1	0



# 2022 DALLAS COWBOYS POSITIONAL ROSTER

NO.	NAME	POS.	HT.	WT.	AGE	EXP.	COLLEGE	HOW ACQ.
QUARTERBACKS (3)								
4	Dak Prescott	QB	6-2	228	29	7	Mississippi State	D4b-'16
10	Cooper Rush	QB	6-3	224	29	5	Central Michigan	FA-'20
15	Will Grier	QB	6-1	215	27	4	West Virginia	W(Car)-'21
RUNNING BACKS (3)								
20	Tony Pollard	RB	6-0	212	25	4	Memphis	D4a-'19
21	Ezekiel Elliott	RB	6-0	226	27	7	Ohio State	D1-'16
34	Malik Davis	RB	5-10	205	24	R	Florida	UDFA-'22
WIDE RECEIVERS (6)								
9	KaVontae Turpin	WR	5-7	158	26	R	TCU	UDFA-'22
13	Michael Gallup	WR	6-1	205	26	5	Colorado State	D3-'18
16	T.Y. Hilton	WR	5-10	183	33	10	Florida International	FA-'22
18	Jalen Tolbert	WR	6-1	200	23	R	South Alabama	D3-'22
85	Noah Brown	WR	6-2	215	27	6	Ohio State	D7b-'17
88	CeeDee Lamb	WR	6-2	197	23	3	Oklahoma	D1-'20
TIGHT ENDS (4)								
84	Sean McKeon	TE	6-5	255	25	3	Michigan	UDFA-'20
86	Dalton Schultz	TE	6-5	255	26	5	Stanford	D4b-'18
87	Jake Ferguson	TE	6-5	252	23	R	Wisconsin	D4-'22
89	Peyton Hendershot	TE	6-4	250	23	R	Indiana	UDFA-'22
OFFENSIVE LINE (7)								
63	Tyler Biadasz	C	6-4	316	25	3	Wisconsin	D4b-'20
66	Connor McGovern	G	6-5	318	25	4	Penn State	D3-'19
70	Zack Martin	G	6-4	315	32	9	Notre Dame	D1-'14
71	Jason Peters	T	6-4	328	40	18	Arkansas	FA-'22
73	Tyler Smith	G/T	6-5	320	21	R	Tulsa	D1-'22
75	Josh Ball	T	6-8	320	24	2	Marshall	D4b-'21
77	Tyron Smith	T	6-5	307	32	12	Southern California	D1-'11
DEFENSIVE LINE (10)								
54	Sam Williams	DE	6-4	270	23	R	Mississippi	D2-'22
56	Dante Fowler	DE	6-3	260	28	8	Florida	FA-'22
90	DeMarcus Lawrence	DE	6-3	255	30	9	Boise State	D2-'14
91	Carlos Watkins	DT	6-3	305	29	6	Clemson	UFA(Hou)-'21
92	Dorance Armstrong	DE	6-3	270	25	5	Kansas	D4a-'18
95	Johnathan Hankins	DT	6-3	320	30	10	Ohio State	T(LV)-'22
96	Neville Gallimore	DT	6-2	315	26	3	Oklahoma	D3-'20
97	Osa Odighizuwa	DT	6-2	294	24	2	UCLA	D3a-'21
98	Quinton Bohanna	DT	6-4	330	23	2	Kentucky	D6a-'21
99	Chauncey Golston	DE	6-5	285	24	2	Iowa	D3b-'21
LINEBACKERS (6)								
11	Micah Parsons	LB	6-3	248	23	2	Penn State	D1-'21
14	Jabril Cox	LB	6-3	240	24	2	Louisiana State	D4a-'21
33	Damone Clark	LB	6-3	245	22	R	Louisiana State	D5c-'22
42	Anthony Barr	LB	6-5	257	30	8	UCLA	FA-'22
55	Leighton Vander Esch	LB	6-4	255	26	5	Boise State	D1-'18
57	Luke Gifford	LB	6-3	242	27	4	Nebraska	UDFA-'19
DEFENSIVE BACKS (11)								
1	Kelvin Joseph	CB	5-11	200	23	2	Kentucky	D2-'21
6	Donovan Wilson	S	6-0	205	27	4	Texas A&M	D6-'19
7	Trevon Diggs	CB	6-1	204	24	3	Alabama	D2-'20
24	Israel Mukuamu	S	6-4	215	23	2	South Carolina	D6b-'21
25	Nahshon Wright	CB	6-4	190	24	2	Oregon State	D3c-'21
26	DaRon Bland	CB	6-0	200	23	R	Fresno State	D5b-'22
27	Jayron Kearse	S	6-4	227	28	7	Clemson	FA-'21
28	Malik Hooker	S	6-1	215	26	6	Ohio State	FA-'21
29	C.J. Goodwin	CB	6-3	195	32	7	California (PA)	PS(Cin)-'18
37	Trayvon Mullen	CB	6-2	200	25	4	Clemson	W(Ari)-'22
41	Markquese Bell	S	6-2	215	23	R	Florida A&M	UDFA-'22
SPECIALISTS (3)								
5	Bryan Anger	P	6-3	214	34	11	California	FA-'21
19	Brett Maher	K	6-0	190	33	4	Nebraska	FA-'22
45	Matt Overton	LS	6-0	243	37	10	Western Washington	FA-'22

## HOW THE COWBOYS WERE BUILT/CONTRACT STATUS

YEAR	DRAFT PICKS (38)	FREE AGENTS (13)	COLLEGE FREE AGENTS (7)	TRADES/WAIVERS (3)	PRACTICE SQUAD (1)
2011	T. Smith (1st)				
2014	Z. Martin (1st) D. Lawrence (2nd)				
2016	E. Elliott (1st) D. Prescott (4th) A. Brown (6th) *				
2017	J. Lewis (3rd) * N. Brown (7th)				
2018	L. Vander Esch (1st) M. Gallup (3rd) D. Armstrong (4th) D. Schultz (4th-b)				C. Goodwin (PS Cin -'18)
2019	C. McGovern (3rd) T. Pollard (4th) D. Wilson (6th)	L. Gifford (UDFA-'19)			
2020	C. Lamb (1st) T. Diggs (2nd) N. Gallimore (3rd) T. Biadasz (4th-b)	C. Rush (FA-'20)	R. Dowdle (UDFA-'20) * S. McKeon (UDFA-'20) T. Steele (UDFA-'20) *		
2021	M. Parsons (1st) K. Joseph (2nd) O. Odighizuwa (3rd-a) C. Golston (3rd-b) N. Wright (3rd-c) J. Cox (4th-a) J. Ball (4th-b) S. Fehoko (5th) * Q. Bohanna (6th-a) I. Mukuamu (6th-b) M. Farniok (7th) `	B. Anger (FA-'21) M. Hooker (FA-'21) J. Kearse (FA-'21) J. McQuaide (UFA LAR -'21) * C. Watkins (UFA Hou -'21)		W. Grier (W Car -'21)	
2022	T. Smith (1st) S. Williams (2nd) J. Tolbert (3rd) J. Ferguson (4th) D. Bland (5th) D. Clark (5th) M. Waletzko (5th) * D. Harper (6th) *	A. Barr (FA-'22) D. Fowler (FA-'22) T. Hilton (FA-'22) B. Maher (FA-'22) M. Overton (FA-'22) J. Peters (FA-'22)	M. Bell (UDFA-'22) M. Davis (UDFA-'22) P. Hendershot (UDFA-'22) K. Turpin (UDFA-'22)	J. Hankins (T LV -'22) T. Mullen (W Ari -'22)	

Key: \* Reserve/Injured, ` Reserve/Designated for Return

CONTRACT STATUS					
PLAYER	SIGNED THROUGH	PLAYER	SIGNED THROUGH	PLAYER	SIGNED THROUGH
Bryan Anger .....	2024	Michael Gallup .....	2026	Trayvon Mullen .....	2023
Dorance Armstrong .....	2023	Luke Gifford .....	2022	Osa Odighizuwa .....	2024
Josh Ball .....	2024	Chauncey Golston .....	2024	Matt Overton .....	2022
Anthony Barr .....	2022	C.J. Goodwin .....	2022	Micah Parsons .....	2024
Markquese Bell .....	2024	Will Grier .....	2022	Jason Peters .....	2022
Tyler Biadasz .....	2023	Johnathan Hankins .....	2022	Tony Pollard .....	2022
DaRon Bland .....	2025	Devin Harper * .....	2025	Dak Prescott .....	2024
Quinton Bohanna .....	2024	Peyton Hendershot .....	2024	Cooper Rush .....	2022
Anthony Brown * .....	2022	T.Y. Hilton .....	2022	Dalton Schultz .....	2022
Noah Brown .....	2022	Malik Hooker .....	2023	Tyler Smith .....	2025
Damone Clark .....	2025	Kelvin Joseph .....	2024	Tyron Smith .....	2023
Jabril Cox .....	2024	Jayron Kearse .....	2023	Terence Steele * .....	2022
Malik Davis .....	2026	CeeDee Lamb .....	2023	Jalen Tolbert .....	2025
Trevon Diggs .....	2023	DeMarcus Lawrence .....	2023	KaVontae Turpin .....	2024
Rico Dowdle * .....	2022	Jourdan Lewis * .....	2023	Leighton Vander Esch .....	2022
Ezekiel Elliott .....	2026	Brett Maher .....	2022	Matt Waletzko * .....	2025
Matt Farniok .....	2024	Zack Martin .....	2024	Carlos Watkins .....	2022
Simi Fehoko * .....	2024	Connor McGovern .....	2022	Sam Williams .....	2025
Jake Ferguson .....	2025	Sean McKeon .....	2022	Donovan Wilson .....	2022
Dante Fowler .....	2022	Jake McQuaide * .....	2022	Nahshon Wright .....	2024
Neville Gallimore .....	2023	Israel Mukuamu .....	2024		

# 2022 DALLAS COWBOYS CONTRACT ANALYSIS

OFFENSE		2022	2023	2024	2025	2026	2027	2028
QB	Grier, Will			UFA				
	Prescott, Dak				UFA			
	Rush, Cooper		UFA					
RB	Davis, Malik			ERFA	RFA	UFA		
	Dowdle, Rico*		RFA	UFA				
	Elliott, Ezekiel						UFA	
	Pollard, Tony		UFA					
WR	Brown, Noah		UFA					
	Fehoko, Simi*				UFA			
	Gallup, Michael						UFA	
	Hilton, T.Y.		UFA					
	Lamb, CeeDee			OPTION	UFA			
	Tolbert, Jalen					UFA		
	Turpin, KaVontae				RFA	UFA		
TE	Bunting, Ian*			RFA	UFA			
	Ferguson, Jake					UFA		
	Hendershot, Peyton				RFA	UFA		
	McKeon, Sean			UFA				
	Schultz, Dalton		UFA					
OL	Ball, Josh				UFA			
	Biadasz, Tyler			UFA				
	Farniok, Matt*				UFA			
	Martin, Zack				UFA			
	McGovern, Connor		UFA					
	Peters, Jason		UFA					
	Smith, Tyler					OPTION	UFA	
	Smith, Tyron			UFA				
	Steele, Terence*		RFA	UFA				
	Waletzko, Matt*					UFA		

DEFENSE		2022	2023	2024	2025	2026	2027	2028
DL	Armstrong, Dorance			UFA				
	Bohanna, Quinton				UFA			
	Fowler, Dante		UFA					
	Gallimore, Neville			UFA				
	Golston, Chauncey				UFA			
	Hankins, Johnathan		UFA					
	Lawrence, DeMarcus				UFA			
	Odighizuwa, Osa				UFA			
	Watkins, Carlos		UFA					
	Williams, Sam					UFA		
LB	Barr, Anthony		UFA					
	Bond, Devante*			UFA				
	Clark, Damone					UFA		
	Cox, Jabril				UFA			
	Gifford, Luke		UFA					
	Harper, Devin*					UFA		
	Parsons, Micah				OPTION	UFA		
DB	Vander Esch, Leighton		UFA					
	Bell, Markquese				RFA	UFA		
	Bland, DaRon					UFA		
	Brown, Anthony*		UFA					
	Diggs, Trevon			UFA				
	Goodwin, C.J.		UFA					
	Hooker, Malik			UFA				
	Joseph, Kelvin				UFA			
	Kearse, Jayron			UFA				
	Lewis, Jourdan*			UFA				
	Mukuamu, Israel				UFA			
	Mullen, Trayvon		UFA					
	Wilson, Donovan		UFA					
	Wright, Nahshon				UFA			

SPECIAL TEAMS		2022	2023	2024	2025	2026	2027	2028
ST	Anger, Bryan				UFA			
	Maher, Brett		UFA					
	McQuaide, Jake*		UFA					
	Overton, Matt		UFA					

	Player is under contract for season
	Player will be an exclusive rights free agent
	Player will be an unrestricted free agent
	Player will be a restricted free agent
	Player has a club option available

\*-Reserve/Injured #Reserve/PUP or NFI &-Reserve/Suspended



## WHEN BUILT AND WHEN THEY GOT TO THE COWBOYS

### 1st Round (12)

[9] Tyron Smith (2011)  
 [25] Xavier Rhodes (2013-MIN)^  
 [9] Anthony Barr (2014-MIN)  
 [16] Zack Martin (2014)  
 [3] Dante Fowler (2015-JAX)  
 [4] Ezekiel Elliott (2016)  
 [15] Malik Hooker (2017-IND)  
 [26] Takk McKinley (2017-ATL)^  
 [19] Leighton Vander Esch (2018)  
 [17] CeeDee Lamb (2020)  
 [12] Micah Parsons (2021)  
 [24] Tyler Smith (2022)

### 2nd Round (7)

[49] Johnathan Hankins (2013-NYG)  
 [34] DeMarcus Lawrence (2014)  
 [54] Mackensie Alexander (2016-MIN)^  
 [40] Trayvon Mullen (2019)  
 [51] Trevon Diggs (2020)  
 [44] Kelvin Joseph (2021)  
 [56] Sam Williams (2022)

### 3rd Round (12)

[70] Bryan Anger (2012-JAX)  
 [92] T.Y. Hilton (2012-IND)  
 [92] Jourdan Lewis (2017)\*  
 [78] Malik Jefferson (2018-CIN)^  
 [81] Michael Gallup (2018)  
 [90] Connor McGovern (2019)  
 [100] Will Grier (2019-CAR)  
 [82] Neville Gallimore (2020)  
 [75] Osa Odighizuwa (2021)  
 [84] Chauncey Golston (2021)  
 [99] Nahshon Wright (2021)  
 [88] Jalen Tolbert (2022)

### 4th Round (11)

[135] Dak Prescott (2016)  
 [142] Carlos Watkins (2017-HOU)  
 [105] Antonio Callaway (2018-CLE)^  
 [116] Dorance Armstrong (2018)  
 [137] Dalton Schultz (2018)  
 [111] Kendall Sheffield (2019-ATL)^  
 [128] Tony Pollard (2019)  
 [146] Tyler Biadasz (2020)  
 [115] Jabril Cox (2021)  
 [138] Josh Ball (2021)  
 [129] Jake Ferguson (2022)

### 5th Round (5)

[152] Qadree Ollison (2019)^  
 [179] Simi Fehoko (2021)\*  
 [155] Matt Waletzko (2022)\*  
 [167] DaRon Bland (2022)  
 [176] Damone Clark (2022)

### 6th Round (5)

[189] Anthony Brown (2016)\*  
 [213] Donovan Wilson (2019)  
 [192] Quinton Bohanna (2021)  
 [227] Israel Mukuamu (2021)  
 [193] Devin Harper (2022)\*

### 7th Round (3)

[244] Jayron Kearsse (2016-MIN)  
 [239] Noah Brown (2017)  
 [238] Matt Farniok (2021)^

### Undrafted (18)

Jake McQuaide (2011-STL)\*  
 Brett Maher (2013-NYJ)  
 C.J. Goodwin (2014-PIT)  
 Aviante Collins (2017-MIN)^  
 Cooper Rush (2017)  
 Luke Gifford (2019)  
 Isaac Alarcon (2020)^  
 Rico Dowdle (2020)\*  
 Sean McKeon (2020)  
 Terence Steele (2020)\*  
 Tyler Coyle (2021)^  
 Brandon Smith (2021)^  
 Markquese Bell (2022)  
 Malik Davis (2022)  
 Dontario Drummond (2022)^  
 Peyton Hendershot (2022)  
 Dennis Houston (2022)^  
 KaVontae Turpin (2022)

**Key:** ^ Practice Squad, \* Reserve/Injured, ` Reserve/Designated for Return

## WHEN THEY GOT TO THE COWBOYS

## WHEN BUILT AND WHEN THEY GOT TO THE COWBOYS

### **2011 (1)**

Tyron Smith, Round 1

### **2014 (2)**

Zack Martin, Round 1

DeMarcus Lawrence, Round 2

### **2016 (3)**

Ezekiel Elliott, Round 1

Dak Prescott, Round 4

Anthony Brown, Round 6\*

### **2017 (2)**

Jourdan Lewis, Round 3\*

Noah Brown, Round 7

### **2018 (5)**

Leighton Vander Esch, Round 1

Michael Gallup, Round 3

Dorance Armstrong, Round 4

Dalton Schultz, Round 4

C.J. Goodwin, Practice Squad (CIN)

### **2019 (4)**

Connor McGovern, Round 3

Tony Pollard, Round 4

Donovan Wilson, Round 6

Luke Gifford, FA

### **2020 (9)**

CeeDee Lamb, Round 1

Trevon Diggs, Round 2

Neville Gallimore, Round 3

Tyler Biadasz, Round 4

Isaac Alarcon, UDFA^

Rico Dowdle, UDFA\*

Sean McKeon, UDFA

Cooper Rush, FA

Terence Steele, UDFA\*

### **2021 (20)**

Micah Parsons, Round 1

Kelvin Joseph, Round 2

Chauncey Golston, Round 3

Osa Odighizuwa, Round 3

Nahshon Wright, Round 3

Josh Ball, Round 4

Jabril Cox, Round 4

Simi Fehoko, Round 5\*

Quinton Bohanna, Round 6

Israel Mukuamu, Round 6

Matt Farniok, Round 7`

Bryan Anger, FA

Aviante Collins, FA^

Tyler Coyle, UDFA^

Will Grier, Waivers (CAR)

Malik Hooker, FA

Jayron Kearse, FA

Jake McQuaide, UFA (STL)\*

Brandon Smith, UDFA^

Carlos Watkins, UFA (HOU)

### **2022 (27)**

Tyler Smith, Round 1

Sam Williams, Round 2

Jalen Tolbert, Round 3

Jake Ferguson, Round 4

DaRon Bland, Round 5

Damone Clark, Round 5

Qadree Ollison, Round 5^

Matt Waletzko, Round 5\*

Devin Harper, Round 6\*

Mackensie Alexander, FA^

Anthony Barr, FA (MIN)

Markquese Bell, UDFA

Antonio Callaway, FA^

Malik Davis, UDFA

Dontario Drummond, UDFA^

Dante Fowler, FA (ATL)

Johnathan Hankins, Trades (LV)

Peyton Hendershot, UDFA

T.Y. Hilton, FA

Dennis Houston, UDFA^

Malik Jefferson, FA^

Brett Maher, FA

Takk McKinley, FA^

Trayvon Mullen, Waivers (ARI)

Xavier Rhodes, FA^

Kendall Sheffield, FA^

KaVontae Turpin, UDFA

## 2022 TRANSACTIONS BY DATE

Jan. 17 ..... Signed **Isaac Alarcon, Devante Bond, Kyron Brown, Ian Bunting, Aviante Collins, Tyler Coyle, Ben DiNucci, Robert Foster, JaQuan Hardy, Braylon Jones, Nick Ralston, Brandon Smith and Ito Smith** as Reserve/Future.

Jan. 19 ..... Signed **Josiah Bronson** and **Austin Faoliu** as a Reserve/Future.

Feb. 4 ..... Signed **Chris Naggar** as a Reserve/Future.

Feb. 9 ..... Named **Robert Prince** wide receivers coach.

March 8 ..... Signed **Noah Brown** to a one-year extension. Designated **Dalton Schultz** franchise player.

March 11 ... Released **Robert Foster, Blake Jarwin** and **Greg Zuerlein**. Waived **Reggie Robinson** and **Ito Smith**.

March 14... Signed **Michael Gallup** to a five-year contract. Signed **DeMarcus Lawrence** to a one-year extension .

March 16... Traded **Amari Cooper** to Cleveland.

March 17... Signed **Dorance Armstrong**. Released **La'el Collins** post June-1 designation.

March 18... Signed **Malik Hooker, Jake McQuaide** and **Leighton Vander Esch**.

March 21... Re-signed **Luke Gifford**. **Dalton Schultz** signed franchise tag. Signed **Dante Fowler** and **James Washington**.

March 23... Signed **Jeremy Sprinkle**.

March 24... Signed **Bryan Anger** and **Carlos Watkins**.

March 25... Signed **Jayron Kearse**.

April 8 ..... Signed **Ryan Nall**.

April 14 ..... Released **Hunter Niswander**.

May 4 ..... Released **Sewo Olonilua**.

May 13 ..... Signed **Markquese Bell, Daron Bland, Makaviest Bryant, Damone Clark, Malik Davis, Dontario Drummond, James Empey, Ty Fryfogle, Jonathan Garibay, Aaron Hansford, Devin Harper, Peyton Hendershot, Dennis Houston, Storey Jackson, Alec Lindstrom, John Ridgeway, Quandre Mosely, Jaquarii Roberson, Aaron Shampklin, Amon Simon, Tyler Smith, Mika Tafua, Isaac Taylor-Stuart, Juanyeh Thomas, La'Kendrick Van Zandt** and **Matt Waletzko**. Released **Chis Naggar**.

May 17 ..... Signed **Jalen Tolbert** and **Sam Williams**.

May 20 ..... Released **La'Kendrick Van Zandt**.

June 8 ..... Signed **Jake Ferguson**.

July 8 ..... Signed **Lirim Hajrullahu** and **Christian Sam** and placed **Devante Bond** on Reserve/Injured.

July 14 ..... Signed **Malik Jefferson** and released **JaQuan Hardy**.

July 27 ..... Placed **Damone Clark** on Active/NFI. Placed **Dontario Drummond, Michael Gallup, Aaron Hansford** and **Quandre Mosely** on PUP.

July 28 ..... Signed **KaVontae Turpin** and released **Nick Ralston**.

July 29 ..... Activated **Quandre Mosely** from PUP.

Aug. 3 ..... Activated **Aaron Hansford** from PUP, then released.

Aug. 4 ..... Activated **Dontario Drummond** from PUP. Signed **Anthony Barr** and placed him on Active/PUP.

Aug. 9 ..... Released **Jonathan Garibay** and signed **Brett Maher**.

Aug. 15 ..... Released **Austin Faoliu**, waived/injured **Kyron Brown, Ian Bunting, Ty Fryfogle** and **Ryan Nall**. Activated **Anthony Barr** from PUP.

Aug. 23 ..... Released **Lirim Hajrullahu, Quandre Mosely** and **Jaquarii Roberson**, waived/injured **Christian Sam** and placed **Jeremy Sprinkle** on Reserve/Injured.

Aug. 30 ..... Released **Isaac Alarcon, Josiah Bronson, Markaviest Bryant, Aviante Collins, Tyler Coyle, Malik Davis, Ben DiNucci, Dontario Drummond, James Empey, C.J. Goodwin, Will Grier, Storey Jackson, Malik Jefferson, Braylon Jones, Alec Lindstrom, Brett Maher, Sean McKeon, Jake McQuaide, Cooper Rush, Amon Simon, Brandon Smith, Mika Tafua, Juanyeh Thomas, T.J. Vasher** and **Carlos Watkins**. Waived/Injured **Aaron Shampklin** and **Isaac Taylor-Stuart**. Placed **Damone Clark** on Reserve/NFI.

Aug. 31 ..... Signed **Isaac Alarcon, Aviante Collins, Tyler Coyle, Malik Davis, Dontario Drummond, Will Grier, Malik Jefferson, Alec Lindstrom, Brett Maher, Sean McKeon, Cooper Rush, Brandon Smith, Mika Tafua, Juanyeh Thomas** and **Carlos Watkins** to the practice squad. Placed **Tyron Smith** and **James Washington** on Reserve/Injured and re-signed **C.J. Goodwin** and **Jake McQuaide**.

Sept. 1 ..... Signed **Qadree Ollison** and **Dakoda Shepley** to the practice squad.

Sept. 5 ..... Signed **Jason Peters** to the practice squad and released **Mika Tafua** from the practice squad.

Sept. 17 .... Signed **Cooper Rush** and **Brett Maher** from the practice squad to the active roster. Placed **Tarell Basham** on Reserve/Injured and released **John Ridgeway**.

Sept. 20 .... Released **Dennis Houston**.

Sept. 22 .... Signed **Dennis Houston** and **Mika Tafua** to the practice squad.

Sept 26 ..... Signed **Jason Peters** from the practice squad to the active roster.

Oct. 5 ..... Placed **Jake McQuaide** on Reserve/Injured, signed **Will Grier** from the practice squad to the active roster and signed **Matt Overton** and **Tucker Addington** to the practice squad.

Oct. 11 ..... Released **Tucker Addington** and signed **Seth Green** to the practice squad.

Oct. 15 ..... Signed **Matt Overton** from the practice squad to the active roster and placed **Rico Dowdle** and **Simi Fehoko** on Reserve/Injured.

Oct. 22 ..... Placed **Matt Waletzko** on Reserve/Injured and signed **Carlos Watkins** from the practice squad to the active roster.

Oct. 25 ..... Acquired **Johnathan Hankins** in a trade with Las Vegas.

Oct. 26 ..... Placed **Jourdan Lewis** and **Matt Farniok** on Reserve/Injured, activated **Damone Clark** from Reserve/NFI and signed **Kendall Sheffield** to the practice squad.

Oct. 29 ..... Placed **Devin Harper** on Reserve/Injured and signed **Malik Davis** and **Sean McKeon** from the practice squad to the active roster.

Nov. 1 ..... Released **Trysten Hill**.

Nov. 9 ..... Signed **George Moore** and **Alex Taylor** to the practice squad and activated **Tarell Basham** from Reserve/Injured.

Nov. 15 ..... Placed **Alec Lindstrom** on Practice Squad/Injured and released **Mika Tafua** from the practice squad.

Nov. 16 ..... Signed **Antonio Callaway, Brock Hoffman** and **Takk McKinley** to the practice squad.

Nov. 29 ..... Released **Tarell Basham**.

Dec. 6 ..... Released **George Moore** from the practice squad.

Dec. 7 ..... Signed **Mackensie Alexander** to the practice squad.

Dec. 10 ..... Placed **Anthony Brown** on Reserve/Injured and activated **James Washington** from Reserve/Designated for Return.

Dec. 12 ..... Signed **T.Y. Hilton**.

Dec. 14 ..... Signed **Anthony Rush** to the practice squad and released **Malik Jefferson**. Placed **Johnathan Hankins** and **Terence Steele** on Reserve/Injured. Acquired **Trayvon Mullen** off waivers from Arizona.

Dec. 17 ..... Activated **Tyron Smith** from Reserve/Designated for Return.

Dec. 20 ..... Signed **Malik Jefferson** to the practice squad and released **Seth Green**.

Jan. 4 ..... Released **James Washington** and placed **Juanyeh Thomas** on Practice Squad/Injured.

Jan. 7 ..... Signed **Dakoda Shepley** from the practice squad to the active roster and signed **Xavier Rhodes** to the practice squad.

Jan. 9 ..... Released **Dakoda Shepley**.

Jan. 16 ..... Activated **Johnathan Hankins** from Reserve/Injured.



## 2022 TRANSACTIONS BY PLAYER

### ADDINGTON, Tucker - LS

10/5..... Signed to practice squad  
10/11..... Released

### ALARCON, Isaac - T

1/17..... Signed as a Reserve/Future  
8/30..... Released

8/31..... Signed to practice squad

### ALEXANDER, Mackensie - CB

12/7..... Signed to practice squad

### ANGER, Bryan - P

3/24..... Signed

### ARMSTRONG, Dorance - DE

3/17..... Signed

### BARR, Anthony - LB

8/4..... Signed

8/15..... Activated from PUP

### BASHAM, Tarell - DE

9/17..... Placed on Reserve/Injured

11/9..... Activated from Reserve/Injured

11/29..... Released

### BELL, Markquese - S

5/13..... Signed

### BOND, Devante - LB

1/17..... Signed as a Reserve/Future

7/8..... Placed on Reserve/Injured

### BRONSON, Josiah - DT

1/19..... Signed as a Reserve/Future

8/30..... Released

### BROWN, Anthony - CB

12/10..... Placed on Reserve/Injured

### BROWN, Kyron - CB

1/17..... Signed as a Reserve/Future

8/15..... Waived/injured

### BROWN, Noah - WR

3/8..... Signed to a one-year extension

### BRYANT, Markaviest - DE

5/13..... Signed

8/30..... Released

### BUNTING, Ian - TE

1/17..... Signed as a Reserve/Future

8/15..... Waived/injured

### CALLAWAY, Antonio - WR

11/16..... Signed to practice squad

### CLARK, Damone - LB

7/27..... Placed on Active/NFI

8/30..... Placed on Reserve/NFI

10/26..... Activated from Reserve/NFI

### COLLINS, Aviante - T

1/17..... Signed as a Reserve/Future

8/30..... Released

8/31..... Signed to practice squad

### COLLINS, La'el - T

3/17..... Released (post-June 1)

### COOPER, Amari - WR

3/16..... Traded to Cleveland

### COYLE, Tyler - S

1/17..... Signed as a Reserve/Future

8/30..... Released

8/31..... Signed to practice squad

### DAVIS, Malik - RB

5/13..... Signed

8/30..... Released

8/31..... Signed to practice squad

10/29..... Signed to active roster

### DINUCCI, Ben - QB

1/17..... Signed as a Reserve/Future

8/30..... Released

### DOWDLE, Rico - RB

10/15..... Placed on Reserve/Injured

### DRUMMOND, Dontario - WR

5/13..... Signed

7/27..... Placed on PUP

8/4..... Activated from PUP

8/30..... Released

8/31..... Signed to practice squad

### EMPEY, James - C

5/13..... Signed

8/30..... Released

### FARNIOK, Matt - G

10/26..... Placed on Reserve/Injured

### FOWLER, Dante - DE

3/21..... Signed

### FRYFOGLE, Ty - WR

5/13..... Signed

8/15..... Waived/injured

### FAOLI, Austin - DT

1/19..... Signed as a Reserve/Future

8/15..... Released

### FEHOKO, Simi - WR

10/15..... Placed on Reserve/Injured

### FOSTER, Robert - WR

1/17..... Signed as a Reserve/Future

3/11..... Released

### GALLUP, Michael - WR

3/14..... Signed to a five-year contract

7/27..... Placed on PUP

### GARIBAY, Jonathan - K

5/13..... Signed

8/9..... Released

### GIFFORD, Luke - LB

3/21..... Re-signed

### GOODWIN, C.J. - CB

8/30..... Released

8/31..... Signed

### GREEN, Seth - TE

10/11..... Signed to practice squad

12/20..... Released

### GRIER, Will - QB

8/30..... Released

8/31..... Signed to practice squad

10/5..... Signed to active roster

### HAJRULLAHU, Lirim - K

7/8..... Signed

8/23..... Released

### HANKINS, Johnathan - DT

10/25..... Acquired via trade

12/14..... Placed on Reserve/Injured

1/16/23... Activated from Reserve/Injured

### HANSFORD, Aaron - LB

5/13..... Signed

7/27..... Placed on PUP

8/3..... Passed physical and waived

### HARDY, JaQuan - RB

1/17..... Signed as a Reserve/Future

7/14..... Released

### HARPER, Devin - LB

10/29..... Placed on Reserve/Injured

### HENDERSHOT, Peyton - TE

5/13..... Signed

### HILL, Trysten - DT

11/1..... Released

### HILTON, T.Y. - WR

12/12..... Signed to active roster

### HOFFMAN, Brock - C

11/16..... Signed to practice squad

### HOOKER, Malik - S

3/18..... Signed

### HOUSTON, Dennis - WR

5/13..... Signed

9/20..... Released

9/22..... Signed to practice squad

### JACKSON, Storey - LB

5/13..... Signed

8/30..... Released

### JARWIN, Blake - TE

3/11..... Released

### JEFFERSON, Malik - LB

7/14..... Signed

8/30..... Released

8/31..... Signed to practice squad

12/14..... Released

12/20..... Signed to the practice squad

### JONES, Braylon - C

1/17..... Signed as a Reserve/Future

8/30..... Released

### KEARSE, Jayron - S

3/25..... Signed

### LAWRENCE, DeMarcus - DE

3/14..... Signed to a one-year extension

### LEWIS, Jourdan - CB

10/26..... Placed on Reserve/Injured

### LINDSTROM, Alec - C

5/13..... Signed

8/30..... Released

8/31..... Signed to practice squad

11/15..... Placed on Practice Squad/Injured

### MAHER, Brett - K

8/9..... Signed

8/30..... Released

8/31..... Signed to practice squad

9/17..... Signed to active roster

### McKEON, Sean - TE

8/30..... Released

8/31..... Signed to practice squad

10/29..... Signed to active roster

### McKINLEY, Takk - LB

11/16..... Signed to practice squad

### McQUAIDE, Jake - LS

3/18..... Signed

8/30..... Released

8/31..... Signed

10/5..... Placed on Reserve/Injured

### MOORE, George - T

11/9..... Signed practice squad

12/6..... Released

### MOSELY, Quandre - CB

5/13..... Signed

7/27..... Placed on PUP

7/29..... Activated from PUP

8/23..... Released

### MULLEN, Trayvon - CB

12/14..... Acquired off waivers

### NAGGAR, Chris - K

2/4..... Signed as a Reserve/Future

5/13..... Released

### NALL, Ryan - FB

4/8..... Signed

8/15..... Waived/injured

### NISWANDER, Hunter - P

4/14..... Released

### OLLISON, Qadree - RB

9/1..... Signed to practice squad

### OLONILUA, Sewo - FB

5/4..... Released

### OVERTON, Matt - LS

10/5..... Signed to practice squad

10/15..... Signed to active roster

### PETERS, Jason - T

9/5..... Signed to practice squad

9/26..... Signed

### PRINCE, Robert

2/9..... Named Wide Receivers Coach

### RALSTON, Nick - FB

1/17..... Signed as a Reserve/Future

7/28..... Released

### RHODES, Xavier - CB

1/7/23..... Signed to practice squad

### RIDGEWAY, John - DT

9/17..... Released

### ROBERSON, Jaquarii - WR

5/13..... Signed

8/23..... Released

### ROBINSON, Reggie - CB

3/11..... Waived

### RUSH, Anthony - DT

12/14..... Signed to practice squad

### RUSH, Cooper - QB

8/30..... Released

8/31..... Signed to practice squad

9/17..... Signed to active roster

### SAM, Christian - LB

7/8..... Signed

8/23..... Waived/injured

### SCHULTZ, Dalton - TE

3/8..... Designated Franchise Player

3/21..... Signed franchise tag

### SHAMPKIN, Aaron - RB

5/13..... Signed

8/30..... Waived/Injured

### SHEFFIELD, Kendall - CB

10/26..... Signed to practice squad

## 2022 TRANSACTIONS BY PLAYER, cont.

### **SHEPLEY, Dakoda - G**

9/1..... Signed to practice squad  
1/7/23..... Signed to active roster  
1/9/23..... Released

### **SIMON, Amon - T**

5/13..... Signed  
8/30..... Released

### **SMITH, Brandon - WR**

1/17..... Signed as a Reserve/Future  
8/30..... Released  
8/31..... Signed to practice squad

### **SMITH, Ito - RB**

1/17..... Signed as a Reserve/Future  
3/11..... Waived

### **SMITH, Tyron - T**

8/31..... Placed on Reserve/Injured  
12/17..... Activated

### **SPRINKLE, Jeremy - TE**

3/23..... Signed  
8/23..... Placed on IR'

### **STEELE, Terence - T**

12/14..... Placed on Reserve/Injured

### **TAFUA, Mika - DE**

5/13..... Signed  
8/30..... Released  
8/31..... Signed to practice squad  
9/5..... Released  
9/22..... Signed to practice squad  
11/15..... Released

### **TAYLOR, Alex - T**

11/9..... Signed to practice squad

### **TAYLOR-STUART, Isaac - CB**

5/13..... Signed  
8/30..... Waived/Injured

### **THOMAS, Juanyeh - S**

5/13..... Signed  
8/30..... Released  
8/31..... Signed to practice squad  
1/4/23..... Placed on Practice Squad/Injured

### **TURPIN, KaVontae - WR**

7/28..... Signed

### **VAN ZANDT, La'Kendrick - S**

5/13..... Signed  
5/20..... Released

### **VANDER ESCH, Leighton - LB**

3/18..... Signed

### **VASHER, T.J. - WR**

8/30..... Released

### **WALETZKO, Matt - T**

10/22..... Placed on Reserve/Injured

### **WASHINGTON, James - WR**

3/21..... Signed  
8/31..... Placed on Reserve/Injured

12/10..... Activated

1/4/23..... Released

### **WATKINS, Carlos - DT**

3/24..... Signed  
8/30..... Released  
8/31..... Signed to practice squad  
10/22..... Signed to active roster

### **ZUERLEIN, Greg - K**

3/11..... Released



**TEAM AND INDIVIDUAL STATS**



# 2022 DALLAS COWBOYS STATISTICS

WON 12, LOST 5				
9/11	L	3-19	Tampa Bay	93,797
9/18	W	20-17	Cincinnati	92,944
9/26	W	23-16	at N.Y. Giants	79,445
10/2	W	25-10	Washington	92,946
10/9	W	22-10	at L.A. Rams	74,154
10/16	L	17-26	at Philadelphia	69,879
10/23	W	24-6	Detroit	93,487
10/30	W	49-29	Chicago	93,767
11/13	L	28-31 (OT)	at Green Bay	78,433
11/20	W	40-3	at Minnesota	66,992
11/24	W	28-20	N.Y. Giants	93,568
12/4	W	54-19	Indianapolis	93,086
12/11	W	27-23	Houston	93,843
12/18	L	34-40 (OT)	at Jacksonville	69,050
12/24	W	40-34	Philadelphia	93,754
12/29	W	27-13	at Tennessee	69,292
1/8	L	6-26	at Washington	62,814

2022 TEAM STATISTICS			
	DAL	OPP.	
FIRST DOWNS	347	327	
Rushing	129	119	
Passing	194	174	
Penalty	24	34	
Third Down-Made/Att	105/231	87/231	
Third Down Efficiency	45.5%	37.7%	
Fourth Down-Made/Att	10/19	12/22	
Fourth Down Efficiency	52.6%	54.5%	
TOTAL NET YARDS	6,034	5,613	
Avg. Per Game	354.9	330.2	
Total Plays	1,114	1,101	
Avg. Per Play	5.4	5.1	
NET YARDS RUSHING	2,298	2,198	
Avg. Per Game	135.2	129.3	
Total Rushes	531	497	
Avg. Per Rush	4.3	4.4	
NET YARDS PASSING	3,736	3,415	
Avg. Per Game	219.8	200.9	
Sacked/Yards Lost	27/175	54/352	
Gross Yards	3,911	3,767	
Attempts/Completions	556/355	550/345	
Pct. of Completion	63.8%	62.7%	
Had Intercepted	18	16	
PUNTS/AVERAGE	68/48.4	70/46.8	
Net Punting Average	42.8	40.1	
PUNT RETURN/AVG.	29/10.4	32/8.1	
KICKOFF RETURN/AVG.	22/23.9	21/24.2	
INTERCEPTION RETURN/AVG.	16/3.8	18/19.7	
PENALTIES/YARDS	104/842	98/851	
FUMBLES/BALL LOST	14/5	28/17	
TOUCHDOWNS	55	35	
Rushing	24	9	
Passing	28	23	
Returns	3	3	
EXTRA POINTS/ATTEMPTS	50/53	28/29	
TWO POINT CONVERSION/ATT.	0/2	1/5	
FIELD GOALS/ATTEMPTS	29/32	34/40	
AVG. TIME OF POSSESSION	29:21	30:39	

SCORE BY PERIODS	Q1	Q2	Q3	Q4	OT	PTS
TEAM	91	133	106	137	0	467
OPPONENTS	58	129	79	67	9	342

SCORING	TD	RU	PA	RT	PAT	FG	2PT	S	PTS
B. Maher	0	0	0	0	50/53	29/32	0	0	137
E. Elliott	12	12	0	0	0/0	0/0	0	0	72
T. Pollard	12	9	3	0	0/0	0/0	0	0	72
C. Lamb	9	0	9	0	0/0	0/0	0	0	54
D. Schultz	5	0	5	0	0/0	0/0	0	0	30
M. Gallup	4	0	4	0	0/0	0/0	0	0	24
N. Brown	3	0	3	0	0/0	0/0	0	0	18
P. Hendershot	3	1	2	0	0/0	0/0	0	0	18
J. Ferguson	2	0	2	0	0/0	0/0	0	0	12
M. Davis	1	1	0	0	0/0	0/0	0	0	6
M. Hooker	1	0	0	1	0/0	0/0	0	0	6
D. Lawrence	1	0	0	1	0/0	0/0	0	0	6
M. Parsons	1	0	0	1	0/0	0/0	0	0	6
D. Prescott	1	1	0	0	0/0	0/0	0	0	6
TEAM	55	24	28	3	50/53	29/32	0	0	467
OPPONENTS	35	9	23	3	28/29	34/40	1	0	342

2-Pt Conv: B. Anger 0, TM 0-2, OPP 1-5

SACKS: M. Parsons 13.5, D. Armstrong 8.5, D. Lawrence 6.0, D. Fowler 6.0, D. Wilson 5.0, O. Odighizuwa 4.0, S. Williams 4.0, J. Kears 2.0, A. Barr 1.0, J. Lewis 1.0, N. Galimore 1.0, L. Vander Esch 1.0, C. Golston 1.0, TM 54.0, OPP 27.0

FUM/LOST: D. Prescott 4/1, K. Turpin 3/2, C. Rush 2/0, N. Brown 1/1, D. Schultz 1/1, D. Armstrong 1/0, P. Hendershot 1/0, B. Anger 1/0, TM 14/5, OPP 28/17

PASSING	ATT	CMP	YDS	CMP%	YDS/ATT	TD	TD%	INT	INT%	LONG	SACK/LOST	RATING
D. Prescott	394	261	2,860	66.2	7.3	23	5.8	15	3.8	68t	20/126	91.1
C. Rush	162	94	1,051	58.0	6.5	5	3.1	3	1.9	46	7/49	80.0
C. Lamb	1	0	0	0.0	0.0	0	0.0	0	0.0	00	0/0	39.6
TEAM	557	355	3,911	63.7	7.0	28	5.0	18	3.2	68t	27.0/175	87.7
OPPONENTS	550	345	3,767	62.7	6.8	23	4.2	16	2.9	75t	54.0/352	84.7

RUSHING	NO.	YDS	AVG	LONG	TD
T. Pollard	193	1,007	5.2	57t	9
E. Elliott	231	876	3.8	27	12
D. Prescott	45	182	4.0	25	1
M. Davis	38	161	4.2	23t	1
C. Lamb	10	47	4.7	14	0
K. Turpin	3	17	5.7	11	0
C. Rush	9	6	0.7	6	0
P. Hendershot	1	2	2.0	2t	1
B. Anger	1	0	0.0	0	0
TEAM	531	2,298	4.3	57t	24
OPPONENTS	497	2,198	4.4	36t	9

RECEIVING	NO.	YDS	AVG	LONG	TD
C. Lamb	107	1,359	12.7	39	9
D. Schultz	57	577	10.1	30	5
N. Brown	43	555	12.9	51	3
M. Gallup	39	424	10.9	27	4
T. Pollard	39	371	9.5	68t	3
E. Elliott	17	92	5.4	31	0
J. Ferguson	19	174	9.2	30	2
P. Hendershot	11	103	9.4	29	2
T. Hilton	7	121	17.3	52	0
M. Davis	6	63	10.5	18	0
D. Houston	2	16	8.0	11	0
S. Fehoko	3	24	8.0	12	0
J. Tolbert	2	12	6.0	8	0
S. McKeon	2	11	5.5	10	0
K. Turpin	1	9	9.0	9	0
J. Washington	0	0	0.0	0	0
TEAM	355	3,911	11.0	68t	28
OPPONENTS	345	3,767	10.9	75t	23

INTERCEPTIONS	NO.	YDS	AVG	LONG	TD
D. Bland	5	19	3.8	15	0
M. Hooker	3	29	9.7	26	0
T. Diggs	3	10	3.3	7	0
J. Kears	1	2	2.0	2	0
D. Wilson	1	0	0.0	0	0
I. Mukuamu	1	0	0.0	0	0
N. Wright	1	0	0.0	0	0
J. Lewis	1	0	0.0	0	0
TEAM	16	60	3.8	26	0
OPPONENTS	18	354	19.7	52t	3

PUNTING	NO.	YDS	AVG	NET	TB	IN	LG	B
B. Anger	68	3,291	48.4	42.8	6	27	83	0
TEAM	68	3,291	48.4	42.8	6	27	83	0
OPPONENTS	70	3,273	46.8	40.1	6	29	63	1

PUNT RETURNS	RET	FC	YDS	AVG	LONG	TD
K. Turpin	29	26	303	10.4	52	0
TEAM	29	26	303	10.4	52	0
OPPONENTS	32	23	258	8.1	20	0

KICKOFF RETURNS	NO.	YDS	AVG	LONG	TD
K. Turpin	21	508	24.2	63	0
P. Hendershot	1	18	18.0	18	0
TEAM	22	526	23.9	63	0
OPPONENTS	21	509	24.2	34	0

FIELD GOALS	1-19	20-29	30-39	40-49	50+
B. Maher	0/0	9/9	5/5	6/7	9/11
TEAM	0/0	9/9	5/5	6/7	9/11
OPPONENTS	0/0	8/8	6/8	11/12	9/12

B. Maher: (51) (54, 50) (26, 28, 59WL, 44) (53, 45, 28, 29) (33, 40, 36) (30, 59WR) (22) () (27, 53, 60, 50) (46WR) () (33, 53) (24, 53) (21, 44, 48, 26) (36, 45) ()

OPP: (44, 38, 36WL, 29, 47) (43, 50, 46) (47B, 42, 51, 51) (45) (29, 51WR) (51, 34) (40, 53) (36) (54SH, 28) (25) (57, 47) (52, 34) (43, 50, 54) (33, 48) (25, 47) (37, 29) (31WL, 52LU, 29, 22)

# 2022 DALLAS COWBOYS DEFENSIVE STATISTICS

RNK	PLAYER	TKL	AST	TOTAL	SACKS/YDS	TFL/YDS	QBPR	FR	FF	INT/YDS	PD
1.	Wilson, Donovan	80	28	108	5.0/-35	4/-6	9	1	2	1/0	2
2.	Vander Esch, Leighton	69	31	100	1.0/-4	3/-5	3		1		1
3.	Kearse, Jayron	59	24	83	2.0/-12	5/-10	6	2	1	1/2	5
4.	Hooker, Malik	46	21	67		3/-7		1		3/29	3
5.	Lawrence, DeMarcus	49	12	61	6.0/-35	6/-9	45	2	3		3
6.	Barr, Anthony	38	23	61	1.0/-9	1/-4	6	2			1
7.	Diggs, Trevon	54	5	59				1		3/10	14
8.	Bland, DaRon	40	16	56		1/-2	2			5/19	7
9.	Parsons, Micah	34	20	54	13.5/-89	5/-10	69	3	3		3
10.	Clark, Damone	32	18	50		1/-3	1		2		
11.	Brown, Anthony	35	9	44		1/-1			1		7
12.	Odighizuwa, Osa	24	16	40	4.0/-27	5/-15	16		1		
13.	Gallimore, Neville	18	15	33	1.0/-9	1/-2	6				1
14.	Watkins, Carlos	13	17	30		2/-3	4		1		
15.	Armstrong, Dorance	15	13	28	8.5/-55	2/-6	25	2	1		
16.	Lewis, Jourdan	21	6	27	1.0/0					1/0	1
17.	Wright, Nahshon	16	6	22		1/-1				1/0	4
18.	Golston, Chauncey	13	9	22	1.0/-2	1/-2	7				1
19.	Fowler, Dante	17	3	20	6.0/-49	3/-11	29		2		2
20.	Bohanna, Quinton	6	14	20		3/-2	2				
21.	Williams, Sam	12	7	19	4.0/-26	7/-15	20	3	1		1
22.	Mukuamu, Israel	13	3	16			1			1/0	1
23.	Joseph, Kelvin	11	2	13					1		2
24.	Hankins, Johnathan	11	1	12		1/-3	2				
25.	Hill, Trysten	4	2	6		1/-4	4				
26.	Gifford, Luke	2	3	5					1		
27.	Coyle, Tyler	4	0	4							
28.	Cox, Jabril	2	2	4							
29.	Mullen, Trayvon	3	0	3							
30.	Alexander, Mackensie	1	0	1							
	Bell, Markquese	1	0	1							
32.	Basham, Tarell							1			

Ast=Assist, TFL=Tackle for a Loss, QBPR=Pressures, Int=Interception, FR=Fumble Recovery, FF=Forced Fumble, PD=Pass Defense

2022 COWBOYS SPECIAL TEAMS						
RNK	PLAYER	S	A	TOT	FF	FR
1.	Gifford, Luke	8	4	12	1	
2.	Goodwin, C.J.	3	5	8		1
3.	Joseph, Kelvin	6	1	7		
4.	Overton, Matt	2	3	5		
5.	Hendershot, Peyton	3	1	4		
6.	Brown, Noah	2	2	4		
7.	Clark, Damone	2	1	3		
8.	Bland, DaRon	2	0	2		
	Davis, Malik	2	0	2		
	Mukuamu, Israel	2	0	2		
	Ollison, Qadree	2	0	2		
	Wilson, Donovan	2	0	2		
13.	Cox, Jabril	1	1	2		
14.	Coyle, Tyler	0	2	2		
15.	Dowdle, Rico	1	0	1		
	Ferguson, Jake	1	0	1		
	Pollard, Tony	1	0	1		
	Turpin, KaVontae	1	0	1		
	Wright, Nahshon	1	0	1		
20.	McKeon, Sean	0	1	1		1
21.	Armstrong, Dorance	0	0	0		2

DEFENSIVE STATS BY RANK							
PRESSURES		SACKS		TACKLES FOR LOSS		INTERCEPTIONS	
PLAYER	NO	PLAYER	NO	PLAYER	NO	PLAYER	NO
1. M. Parsons	69	1. M. Parsons	13.5	1. S. Williams	7	1. D. Bland	5
2. D. Lawrence	45	2. D. Armstrong	8.5	2. D. Lawrence	6	2. T. Diggs	3
3. D. Fowler	29	3. D. Fowler	6.0	3. J. Kearse	5	M. Hooker	3
4. D. Armstrong	25	D. Lawrence	6.0	O. Odighizuwa	5	4. J. Kearse	1
5. S. Williams	20	5. D. Wilson	5.0	M. Parsons	5	J. Lewis	1

FORCED FUMBLES		FUMBLE RECOVERIES		PASSES DEFENSED	
PLAYER	NO	PLAYER	NO	PLAYER	NO
1. D. Lawrence	3	1. M. Parsons	3	1. T. Diggs	14
M. Parsons	3	S. Williams	3	2. D. Bland	7
3. D. Clark	2	3. D. Armstrong	2	A. Brown	7
D. Fowler	2	A. Barr	2	4. J. Kearse	5
D. Wilson	2	J. Kearse	2	5. N. Wright	4

2022 SNAP COUNT

	OFFENSE																	Total Snaps	Pct. Snaps	
	Total Plays-Off-Pct																			
QB	4 Dak Prescott 10 Cooper Rush 20 Tony Grier	69 - 76% 55 - 76% 38 - 55.1%	61 - 100.0% 61 - 100.0% 24 - 39.3%	64 - 100.0% 64 - 100.0% 28 - 43.8%	61 - 100.0% 61 - 100.0% 24 - 38.3%	55 - 90.2% 55 - 90.2% 23 - 41.8%	67 - 100.0% 67 - 100.0% 27 - 40.3%	63 - 100.0% 63 - 100.0% 41 - 61.2%	58 - 95.1% 58 - 95.1% 31 - 49.2%	62 - 92.7% 62 - 92.7% 47 - 68.1%	50 - 79.4% 50 - 79.4% 31 - 53.4%	49 - 84.5% 49 - 84.5% 72 - 86.7%	73 - 90.4% 73 - 90.4% 39 - 54.2%	60 - 85.3% 60 - 85.3% 44 - 58.7%	65 - 96.6% 65 - 96.6% 38 - 50.7%	75 - 100.0% 75 - 100.0% 44 - 58.7%	68 - 93.0% 68 - 93.0% 35 - 49.3%	80 - 100.0% 80 - 100.0% 53 - 66.3%	67 - 91.0% 67 - 91.0% 32 - 47.8%	
RB	21 Ezekiel Elliott 23 Rico Dowdle 30 Cedric Elson	40 - 58.0% 41 - 67.2% 0 - 0.0%	41 - 67.2% 41 - 67.2% 0 - 0.0%	64 - 100.0% 64 - 100.0% 28 - 43.8%	61 - 100.0% 61 - 100.0% 24 - 38.3%	55 - 90.2% 55 - 90.2% 23 - 41.8%	67 - 100.0% 67 - 100.0% 27 - 40.3%	63 - 100.0% 63 - 100.0% 41 - 61.2%	58 - 95.1% 58 - 95.1% 31 - 49.2%	62 - 92.7% 62 - 92.7% 47 - 68.1%	50 - 79.4% 50 - 79.4% 31 - 53.4%	49 - 84.5% 49 - 84.5% 72 - 86.7%	73 - 90.4% 73 - 90.4% 39 - 54.2%	60 - 85.3% 60 - 85.3% 44 - 58.7%	65 - 96.6% 65 - 96.6% 38 - 50.7%	75 - 100.0% 75 - 100.0% 44 - 58.7%	68 - 93.0% 68 - 93.0% 35 - 49.3%	80 - 100.0% 80 - 100.0% 53 - 66.3%	67 - 91.0% 67 - 91.0% 32 - 47.8%	
WR	13 Michael Gallup 16 T.Y. Hilton 18 Dennis Houston 81 Sam Ernieko 85 James Washington 86 Sean McKeon	0 - 0.0% 0 - 0.0% 39 - 56.5% 16 - 23.2% 61 - 88.4% 67 - 97.1%	0 - 0.0% 0 - 0.0% 21 - 34.4% 8 - 9.8% 51 - 79.7% 58 - 95.1%	0 - 0.0% 0 - 0.0% 23 - 35.9% 3 - 4.7% 61 - 95.3% 61 - 95.3%	38 - 63.9% 38 - 63.9% 0 - 0.0% 10 - 16.4% 48 - 78.7% 48 - 78.7%	3 - 5.5% 3 - 5.5% 0 - 0.0% 0 - 0.0% 42 - 78.4% 42 - 78.4%	2 - 3.0% 2 - 3.0% 0 - 0.0% 1 - 1.6% 52 - 82.5% 52 - 82.5%	0 - 0.0% 0 - 0.0% 1 - 1.6% 8 - 9.6% 63 - 75.5% 63 - 75.5%	11 - 15.9% 11 - 15.9% 0 - 0.0% 13 - 18.1% 73 - 90.4% 73 - 90.4%	9 - 13.4% 9 - 13.4% 0 - 0.0% 0 - 0.0% 47 - 65.3% 47 - 65.3%	50 - 79.4% 50 - 79.4% 0 - 0.0% 0 - 0.0% 60 - 85.3% 60 - 85.3%	49 - 84.5% 49 - 84.5% 0 - 0.0% 0 - 0.0% 75 - 90.4% 75 - 90.4%	15 - 22.0% 15 - 22.0% 63 - 84.0% 63 - 84.0%	17 - 22.7% 17 - 22.7% 36 - 50.0% 36 - 50.0%	34 - 45.3% 34 - 45.3% 54 - 79.4% 54 - 79.4%	45 - 72.1% 45 - 72.1% 60 - 85.3% 60 - 85.3%	59 - 96.6% 59 - 96.6% 70 - 93.3% 70 - 93.3%	68 - 93.0% 68 - 93.0% 80 - 100.0% 80 - 100.0%	73 - 97.3% 73 - 97.3% 81 - 95.5% 81 - 95.5%	
OL	64 Dakota Shepley 65 Alec Lunsford 66 Connor McGovern 67 Brock Hoffman 68 Matt Farook 69 Alex Taylor	69 - 100.0% 69 - 100.0% 7 - 10.1% 62 - 89.9% 69 - 100.0% 69 - 100.0%	61 - 100.0% 61 - 100.0% 0 - 0.0% 61 - 100.0% 61 - 100.0% 61 - 100.0%	64 - 100.0% 64 - 100.0% 0 - 0.0% 50 - 78.1% 64 - 100.0% 64 - 100.0%	81 - 100.0% 81 - 100.0% 0 - 0.0% 8 - 13.1% 59 - 96.7% 59 - 96.7%	55 - 100.0% 55 - 100.0% 0 - 0.0% 4 - 7.3% 55 - 100.0% 55 - 100.0%	67 - 100.0% 67 - 100.0% 0 - 0.0% 4 - 6.0% 63 - 100.0% 63 - 100.0%	63 - 100.0% 63 - 100.0% 0 - 0.0% 1 - 1.6% 59 - 93.7% 59 - 93.7%	58 - 100.0% 58 - 100.0% 0 - 0.0% 46 - 73.3% 83 - 100.0% 83 - 100.0%	83 - 100.0% 83 - 100.0% 0 - 0.0% 60 - 83.3% 75 - 100.0% 75 - 100.0%	64 - 88.9% 64 - 88.9% 0 - 0.0% 8 - 11.1% 64 - 88.9% 64 - 88.9%	75 - 100.0% 75 - 100.0% 0 - 0.0% 0 - 0.0% 75 - 100.0% 75 - 100.0%	65 - 95.6% 65 - 95.6% 0 - 0.0% 0 - 0.0% 65 - 95.6% 65 - 95.6%	71 - 100.0% 71 - 100.0% 0 - 0.0% 0 - 0.0% 71 - 100.0% 71 - 100.0%	75 - 100.0% 75 - 100.0% 0 - 0.0% 0 - 0.0% 75 - 100.0% 75 - 100.0%	80 - 100.0% 80 - 100.0% 0 - 0.0% 0 - 0.0% 80 - 100.0% 80 - 100.0%	87 - 100.0% 87 - 100.0% 0 - 0.0% 0 - 0.0% 87 - 100.0% 87 - 100.0%	95 - 95.5% 95 - 95.5% 0 - 0.0% 0 - 0.0% 95 - 95.5% 95 - 95.5%		
DL	77 Tyron Smith 78 Terence Steele 79 Matt Weitzko	69 - 100.0% 69 - 100.0% 0 - 0.0%	61 - 100.0% 61 - 100.0% 0 - 0.0%	64 - 100.0% 64 - 100.0% 1 - 1.6%	81 - 100.0% 81 - 100.0% 0 - 0.0%	55 - 100.0% 55 - 100.0% 0 - 0.0%	67 - 100.0% 67 - 100.0% 0 - 0.0%	63 - 100.0% 63 - 100.0% 0 - 0.0%	58 - 100.0% 58 - 100.0% 0 - 0.0%	83 - 100.0% 83 - 100.0% 0 - 0.0%	64 - 88.9% 64 - 88.9% 0 - 0.0%	75 - 100.0% 75 - 100.0% 0 - 0.0%	62 - 91.2% 62 - 91.2% 0 - 0.0%	64 - 90.1% 64 - 90.1% 0 - 0.0%	75 - 100.0% 75 - 100.0% 0 - 0.0%	80 - 100.0% 80 - 100.0% 0 - 0.0%	67 - 100.0% 67 - 100.0% 0 - 0.0%	909 - 78.2% 909 - 78.2% 0 - 0.0%	190 - 16.4% 190 - 16.4% 0 - 0.0%	
DB	5 Bryan Anger 19 Brett Maher 44 Jake McCuade 45 Matt Overtton	6 3 6	9 8 9	9/11 TB	9/18 CIN	9/26 @NYG	10/2 WAS	10/9 @LAR	10/16 @PHI	10/23 DET	10/30 CHI	11/13 @GB	11/20 @Mh	11/24 @NG	12/4 IND	12/11 HOU	12/18 @Jae	12/24 PHI	12/29 @Ten	1/7 @Was
LB	36 Mackensie Alexander 37 Travon Miller 41 Marquese Bell	0 - 0.0%	0 - 0.0%	1 - 1.4%	0 - 0.0%	0 - 0.0%	0 - 0.0%	0 - 0.0%	0 - 0.0%	0 - 0.0%	15 - 19.0%	0 - 0.0%	0 - 0.0%	0 - 0.0%	0 - 0.0%	0 - 0.0%	6 - 8.6%	0 - 0.0%	0 - 0.0%	35 - 53.0%
ST	2 Jonathan Lewis 3 Anthony Barr 6 Donovan Wilson 24 Trevelin Diggs 24 Israel Mukuamu 25 Napoleon Wright 26 Dapton Bland 27 Malik Kenney 28 Malik Hooker 31 Tyler Ciole	1 - 1.6% 49 - 79.0% 61 - 82.3% 0 - 0.0% 0 - 0.0% 0 - 0.0% 42 - 67.7% 48 - 77.4% 0 - 0.0%	0 - 0.0% 60 - 85.7% 70 - 100.0% 21 - 30.0% 0 - 0.0% 0 - 0.0% 70 - 100.0% 100 - 100.0%	58 - 86.6% 72 - 100.0% 72 - 100.0% 28 - 36.1% 0 - 0.0% 0 - 0.0% 0 - 0.0% 0 - 0.0%	65 - 100.0% 74 - 100.0% 74 - 100.0% 37 - 52.8% 0 - 0.0% 0 - 0.0% 0 - 0.0% 0 - 0.0%	65 - 100.0% 74 - 100.0% 74 - 100.0% 37 - 52.8% 0 - 0.0% 0 - 0.0% 0 - 0.0% 0 - 0.0%	65 - 100.0% 74 - 100.0% 74 - 100.0% 37 - 52.8% 0 - 0.0% 0 - 0.0% 0 - 0.0% 0 - 0.0%	65 - 100.0% 74 - 100.0% 74 - 100.0% 37 - 52.8% 0 - 0.0% 0 - 0.0% 0 - 0.0% 0 - 0.0%	65 - 100.0% 74 - 100.0% 74 - 100.0% 37 - 52.8% 0 - 0.0% 0 - 0.0% 0 - 0.0% 0 - 0.0%	65 - 100.0% 74 - 100.0% 74 - 100.0% 37 - 52.8% 0 - 0.0% 0 - 0.0% 0 - 0.0% 0 - 0.0%	65 - 100.0% 74 - 100.0% 74 - 100.0% 37 - 52.8% 0 - 0.0% 0 - 0.0% 0 - 0.0% 0 - 0.0%	65 - 100.0% 74 - 100.0% 74 - 100.0% 37 - 52.8% 0 - 0.0% 0 - 0.0% 0 - 0.0% 0 - 0.0%	65 - 100.0% 74 - 100.0% 74 - 100.0% 37 - 52.8% 0 - 0.0% 0 - 0.0% 0 - 0.0% 0 - 0.0%	65 - 100.0% 74 - 100.0% 74 - 100.0% 37 - 52.8% 0 - 0.0% 0 - 0.0% 0 - 0.0% 0 - 0.0%	65 - 100.0% 74 - 100.0% 74 - 100.0% 37 - 52.8% 0 - 0.0% 0 - 0.0% 0 - 0.0% 0 - 0.0%	65 - 100.0% 74 - 100.0% 74 - 100.0% 37 - 52.8% 0 - 0.0% 0 - 0.0% 0 - 0.0% 0 - 0.0%	65 - 100.0% 74 - 100.0% 74 - 100.0% 37 - 52.8% 0 - 0.0% 0 - 0.0% 0 - 0.0% 0 - 0.0%	65 - 100.0% 74 - 100.0% 74 - 100.0% 37 - 52.8% 0 - 0.0% 0 - 0.0% 0 - 0.0% 0 - 0.0%	65 - 100.0% 74 - 100.0% 74 - 100.0% 37 - 52.8% 0 - 0.0% 0 - 0.0% 0 - 0.0% 0 - 0.0%	
Specialists	36 Mackensie Alexander 37 Travon Miller 41 Marquese Bell	0 - 0.0%	0 - 0.0%	1 - 1.4%	0 - 0.0%	0 - 0.0%	0 - 0.0%	0 - 0.0%	0 - 0.0%	0 - 0.0%	15 - 19.0%	0 - 0.0%	0 - 0.0%	0 - 0.0%	0 - 0.0%	0 - 0.0%	6 - 8.6%	0 - 0.0%	0 - 0.0%	35 - 53.0%
Totals	1166 155 186 165 118	9/11 TB	9/18 CIN	9/26 @NYG	10/2 WAS	10/9 @LAR	10/16 @PHI	10/23 DET	10/30 CHI	11/13 @GB	11/20 @Mh	11/24 @NG	12/4 IND	12/11 HOU	12/18 @Jae	12/24 PHI	12/29 @Ten	1/7 @Was	Snaps	Pct.



# GAME-BY-GAME PLAYER PARTICIPATION

	TB	CIN	@ NYG	WAS	@ LAR	@ PHI	DET	CHI	@ GB	@ MIN	NYG	IND	HOU	@ JAX	PHI	@ TEN	@ WAS				
PLAYERS	9/11	9/18	9/26	10/2	10/9	10/16	10/23	10/30	11/13	11/20	11/24	12/4	12/11	12/18	12/24	12/29	1/8	GP	GS	DNP	I
Isaac Alarcon	PS	PS	PS	PS	PS	PS	PS	PS	PS	PS	PS	PS	PS	PS	PS	PS	PS	0	0	0	0
Mackensie Alexander	^	^	^	^	^	^	^	^	^	^	^	^	PS	PS	NCB	PS	PS	1	1	0	0
Bryan Anger	P	P	P	P	P	P	P	P	P	P	P	P	P	P	P	P	P	17	0	0	0
Dorance Armstrong	DE	P	DE	P	DE	DE	P	P	DE	P	P	P	P	P	P	P	P	17	5	0	0
Josh Ball	DNP	DNP	DNP	P	P	DNP	P	P	P	P	P	P	P	P	P	P	P	13	0	4	0
Anthony Barr	P	LB	P	LB	P	P	LB	LB	I	I	I	LB	LB	LB	LB	LB	LB	14	10	0	3
Tarell Basham	P	IR	IR	IR	IR	IR	DFR	DFR	P	D	D	^	^	^	^	P	^	3	0	0	2
Markquese Bell	D	P	P	P	D	D	D	P	D	D	D	D	D	P	D	D	D	5	0	0	12
Tyler Biadasz	C	C	C	C	C	C	C	C	C	C	C	C	C	C	C	C	C	16	16	0	1
DaRon Bland	P	P	P	P	P	P	P	P	NCB	P	NCB	NCB	CB	NCB	CB	NCB	NCB	17	8	0	0
Quinton Bohanna	DT	DT	DT	DT	I	DT	DT	DT	DT	D	DT	I	P	P	P	P	D	13	9	0	4
Devante Bond	IR	IR	IR	IR	IR	IR	IR	IR	IR	IR	IR	IR	IR	IR	IR	IR	IR	0	0	0	0
Anthony Brown	CB	CB	CB	CB	CB	CB	CB	CB	CB	CB	CB	CB	CB	IR	IR	IR	IR	12	12	0	0
Kyron Brown	^	^	^	^	^	^	^	^	^	^	^	^	^	^	^	PS	^	0	0	0	0
Noah Brown	WR	WR	WR	WR	WR	WR	WR	I	WR	WR	WR	WR	P	P	WR	WR	P	16	13	0	1
Ian Bunting	IR	IR	IR	IR	IR	IR	IR	IR	IR	IR	IR	IR	IR	IR	IR	IR	IR	0	0	0	0
Antonio Callaway	^	^	^	^	^	^	^	^	^	PS	PS	PS	PS	PS	PS	PS	PS	0	0	0	0
Damone Clark	R/NFI	R/NFI	R/NFI	R/NFI	R/NFI	R/NFI	DFR	P	P	LB	LB	P	P	P	P	LB	LB	10	5	0	0
Aviante Collins	PS	PS	PS	PS	PS	PS	PS	PS	PS	PS	DNP	P	P	PS	PS	PS	PS	2	0	1	0
Jabril Cox	D	D	P	P	P	P	D	D	D	P	P	D	D	D	P	P	P	9	0	0	8
Tyler Coyle	PS	PS	PS	PS	PS	PS	PS	PS	PS	PS	PS	PS	PS	PS	PS	PS	P	1	0	0	0
Malik Davis	PS	PS	PS	PS	PS	P	P	P	P	P	P	P	P	P	P	P	P	12	0	0	0
Trevon Diggs	CB	CB	CB	CB	CB	CB	CB	CB	CB	CB	CB	CB	CB	CB	CB	CB	CB	17	17	0	0
Rico Dowdle	P	P	P	P	P	IR	IR	IR	IR	IR	IR	IR	IR	IR	IR	IR	IR	5	0	0	0
Dontario Drummond	PS	PS	PS	PS	PS	PS	PS	PS	PS	PS	PS	PS	PS	PS	PS	PS	PS	0	0	0	0
Ezekiel Elliott	RB	RB	RB	RB	RB	RB	RB	I	I	RB	RB	P	RB	RB	RB	RB	RB	15	14	0	2
Matt Farniok	P	LG	LG	P	P	P	P	IR	IR	IR	IR	IR	IR	IR	IR	IR	DFR	7	2	0	0
Simi Fehoko	P	P	P	P	P	IR	IR	IR	IR	IR	IR	IR	IR	IR	IR	IR	IR	5	0	0	0
Jake Ferguson	P	TE	TE	P	TE	TE	TE	P	P	P	P	TE	TE	I	P	P	TE	16	8	0	1
Dante Fowler	P	P	P	P	P	P	P	P	P	P	P	P	P	P	P	P	P	17	0	0	0
Neville Gallimore	P	P	P	P	DT	P	D	P	P	P	P	P	P	P	P	P	P	16	1	0	1
Michael Gallup	I	I	I	WR	P	WR	P	WR	WR	WR	WR	P	WR	WR	WR	WR	WR	14	11	0	3
Luke Gifford	P	P	D	P	P	P	P	P	P	P	P	P	P	P	P	P	P	16	0	0	1
Chauncey Golston	P	P	P	P	P	P	P	P	D	P	P	P	D	P	P	P	P	15	0	0	2
C.J. Goodwin	P	P	P	P	P	P	P	P	P	P	P	P	P	P	P	P	P	17	0	0	0
Seth Green	A	A	A	A	A	PS	PS	PS	PS	PS	PS	PS	PS	PS	PS	PS	PS	0	0	0	0
Will Grier	PS	DNP	DNP	DNP	DNP	DNP	D	D	D	D	D	D	D	D	D	D	D	0	0	5	11
Johnathan Hankins	^	^	^	^	^	^	^	P	P	DT	I	DT	DT	IR	IR	IR	IR	5	3	0	1
Devin Harper	P	P	P	D	D	D	D	IR	IR	IR	IR	IR	IR	IR	IR	IR	IR	3	0	0	4
Peyton Hendershot	P	P	TE	P	P	P	P	P	P	P	P	P	P	TE	P	P	P	17	2	0	0
Trysten Hill	P	P	P	P	P	P	P	D	^	^	^	^	^	^	^	^	^	7	0	0	1
T.Y. Hilton	^	^	^	^	^	^	^	^	^	^	^	^	^	D	P	P	P	3	0	0	1
Malik Hooker	P	S	S	S	P	P	S	I	P	S	P	P	S	P	P	P	P	16	6	0	1
Dennis Houston	P	P	PS	PS	PS	PS	PS	PS	PS	PS	PS	PS	PS	PS	PS	PS	PS	2	0	0	0
Malik Jefferson	PS	PS	PS	PS	PS	PS	PS	PS	PS	PS	PS	PS	PS	PS	PS	PS	PS	0	0	0	0
Kelvin Joseph	P	P	P	P	P	P	P	P	P	P	I	P	P	CB	P	P	P	16	1	0	1
Jayron Kearse	S	I	I	I	S	S	S	S	S	S	S	S	S	S	S	S	S	14	14	0	3
Ceedee Lamb	WR	WR	WR	WR	WR	WR	WR	WR	WR	WR	WR	WR	WR	WR	WR	WR	WR	17	17	0	0
DeMarcus Lawrence	DE	DE	DE	DE	DE	DE	DE	DE	DE	DE	DE	DE	DE	DE	DE	DE	DE	17	17	0	0
Jourdan Lewis	NCB	P	NCB	DNP	NCB	NCB	P	IR	IR	IR	IR	IR	IR	IR	IR	IR	IR	6	4	1	0
Alec Lindstrom	PS	DNP	PS	PS	PS	PS	PS	PS	PS	PSI	PSI	PSI	PSI	PSI	PSI	PSI	PSI	0	0	1	0
Brett Maher	P	P	P	P	P	P	P	P	P	P	P	P	P	P	P	P	P	17	0	0	0
Zack Martin	RG	RG	RG	RG	RG	RG	RG	RG	RG	RG	RG	RG	RG	RG	RG	RG	RG	17	17	0	0
Connor McGovern	LG	I	I	LG	LG	LG	LG	LG	LG	LG	LG	LG	LG	LG	LG	LG	C	15	15	0	2
Sean McKeon	PS	PS	P	PS	PS	P	P	P	P	P	P	P	P	P	P	P	P	13	0	0	0
Takk McKinley	^	^	^	^	^	^	^	^	^	PS	D	PS	PS	PS	PS	PS	PS	0	0	0	1
Jake McQuaide	P	P	P	P	IR	IR	IR	IR	IR	IR	IR	IR	IR	IR	IR	IR	IR	4	0	0	0
Israel Mukuamu	D	S	P	S	P	P	P	P	P	P	P	P	P	P	P	P	D	15	3	0	2
Trayvon Mullen	^	^	^	^	^	^	^	^	^	^	^	^	^	^	D	D	P	1	0	0	2
Osa Odighizuwa	DT	DT	DT	DT	DT	DT	DT	DT	DT	DT	DT	DT	DT	DT	DT	DT	DT	17	17	0	0
Qadree Ollison	PS	PS	PS	PS	PS	PS	PS	P	P	PS	PS	PS	PS	PS	PS	PS	P	3	0	0	0
Matt Overton	^	^	^	^	P	P	P	P	P	P	P	P	P	P	P	P	P	13	0	0	0
Micah Parsons	LB	DE	LB	DE	LB	LB	DE	DE	DE	DE	DE	DE	DE	DE	DE	DE	DE	17	17	0	0
Jason Peters	PS	PS	P	P	I	P	P	P	DNP	P	DNP	P	P	P	P	P	P	12	1	2	1
Tony Pollard	RB	P	P	P	P	P	P	RB	RB	P	P	P	P	P	P	P	I	16	4	0	1
Dak Prescott	QB	I	I	I	I	I	QB	QB	QB	QB	QB	QB	QB	QB	QB	QB	QB	12	12	0	5
John Ridgeway	D	A	^	^	^	^	^	^	^	^	^	^	^	^	^	^	^	0	0	0	1
Cooper Rush	P	QB	QB	QB	QB	QB	DNP	DNP	DNP	P	DNP	P	DNP	DNP	DNP	DNP	P	9	5	8	0
Dalton Schultz	TE	TE	I	TE	TE	D	TE	TE	TE	TE	TE	TE	TE	TE	TE	TE	TE	15	15	0	2
Dakoda Shepley	PS	PS	PS	PS	PS	PS	PS	P	P	P	PS	PS	PS	PS	PS	PS	P	4	0	0	0
Brandon Smith	PS	PS	PS	PS	PS	PS	PS	PS	PS	PS	PS	PS	PS	PS	PS	PS	PS	0	0	0	0
Tyler Smith	LT	LT	LT	LT	LT	LT	LT	LT	LT	LT	LT	LT	LT	LT	LT	LT	LG	17	17	0	0
Tyron Smith	IR	IR	IR	IR	IR	IR	IR	IR	IR	IR	IR	IR	IR	DFR	RT	RT	RT	4	4	0	0
Terence Steele	RT	RT	RT	RT	RT	RT	RT	RT	RT	RT	RT	RT	RT	RT	IR	IR	IR	13	13	0	0
Mika Tufua	^	^	PS	PS	PS	PS	PS	PS	PS	A	^	^	^	^	^	^	^	0	0	0	0
Juanyeh Thomas	PS	PS	PS	PS	PS	PS	PS	PS	PS	PS	PS	PS	PS	PS	PS	PS	PSI	0	0	0	0
Jalen Tolbert	D	D	P	D	D	P	P	WR	P	P	P	P	D	D	D	D	D	8	1	0	9
KaVontae Turpin	P	P	P	P	P	P	P	P	P	P	P	P	P	P	P	P	P	17	0	0	0
Leighton Vander Esch	LB	LB	LB	LB	LB	LB	LB	LB	LB	LB	LB	LB	LB	LB	I	I	I	14	14	0	3
Matt Waletzko	P	P	P	D	DNP	D	IR	IR	IR	IR	IR	IR	IR	IR	IR	IR	IR	3	0	1	2
James Washington	IR	IR	IR	IR	IR	IR	IR	IR	IR	IR	IR	DFR	P	P	D	D	^	2	0	0	2
Carlos Watkins	PS	PS	PS	PS	P	PS	P	P	P	P	P	P	P	P	DT	DT	DT	12	4	0	0
Sam Williams	P	P	P	P	P	P	P	I	P	P	P	P	P	P	I	P	P	15	0	0	2
Donovan Wilson	S	S	S	S	S	S	S	S	S	S	S	S	S	S	S	S	S	17	17	0	0
Nahshon Wright	D	D	D	D	D	D	D	P	D	D	P	D	P	P	P	CB	CB	7	2	0	10

LEGEND:  
Position abbreviation indicated start, P=Played, D=Inactive, DNP=Did Not Play, I=Inactive/Injured, IR=Reserve/Injured, R/NFI=Reserve/Non-Football Injury, DFR=Reserve/Designated for Return, A=Not on Roster, PS=Practice Squad, PSI=Practice Squad Injured, ^=With Other Team

## 2022/2021 STATISTICAL COMPARISON

COWBOYS OFFENSE	2022	2021	DIFFERENCE
Wins	12	11	<b>1</b>
Losses	4	5	<b>-1</b>
Points Scored	461	479	-18
Touchdowns	54	57	-3
Field Goals Made	29	28	<b>1</b>
Field Goals Attempted	32	34	-2
Field Goal Percentage	90.6%	82.4%	<b>8.3%</b>
Third Down Efficiency	47.4%	42.3%	<b>5.1%</b>
Net Yards per Game	365.8	402.8	-37.0
<i>NFL Rank -- Net Yds. per Game</i>	8	2	6
Average Plays per Game	65.5	68.3	-2.8
Average Yards per Play	5.6	5.9	-0.3
Rushing Yards per Game	139.6	121.8	<b>17.9</b>
<i>NFL Rank -- Rush Yds. per Game</i>	7	10	<b>-3</b>
Average Yards per Rush	4.4	4.4	0.0
Rushing Attempts per Game	31.5	27.6	<b>3.9</b>
Rushing Touchdowns	24	13	<b>11</b>
Net Passing Yards per Game	226.1	281.0	-54.9
<i>NFL Rank -- Net Pass Yds. per Game</i>	14	3	11
Yards per Pass Attempt	7.3	7.5	-0.2
Passing Attempts	518	619	-101
Passing Completions	341	422	-81
Completion Percentage	65.8%	68.2%	-2.3%
Passing Touchdowns	27	35	-8
Interceptions Thrown	17	11	6
Sacks Allowed	26	32	<b>-6</b>
Fumbles	12	26	<b>-14</b>
Fumbles Lost	4	9	<b>-5</b>
Penalties	98	122	<b>-24</b>
Penalty Yards	768	1,059	<b>-291</b>
Gross Punting Average	48.5	48.4	<b>0.1</b>
Net Punting Average	41.4	44.5	-3.0
Punt Return Average	11.6	6.4	<b>5.2</b>
Kickoff Return Average	23.8	25.2	-1.5

COWBOYS DEFENSE (OPPONENT)	2022	2021	DIFFERENCE
Points Allowed	316	332	<b>-16</b>
Total Touchdowns Allowed	32	36	<b>-4</b>
Field Goals Made	32	27	5
Field Goals Attempted	36	33	3
Field Goal Percentage	88.9%	81.8%	7.1%
Third Down Efficiency	38.7%	32.2%	6.5%
Net Yards per Game	331.5	353.3	<b>-21.8</b>
<i>NFL Rank -- Net Yds. per Game</i>	14	19	<b>-5</b>
Average Plays per Game	64.9	63.3	1.6
Average Yards per Play	5.1	5.6	<b>-0.5</b>
Rushing Yards per Game	127.9	110.6	17.4
<i>NFL Rank -- Rush Yds. per Game</i>	21	15	6
Average Yards per Rush	4.5	4.5	0.0
Rushing Attempts per Game	28.5	24.8	3.8
Rushing Touchdowns Allowed	8	12	<b>-4</b>
Net Passing Yards per Game	203.6	242.7	<b>-39.1</b>
<i>NFL Rank -- Net Pass Yds. per Game</i>	10	23	<b>-13</b>
Yards per Pass Attempt	6.8	7.2	<b>-0.4</b>
Passing Attempts	531	578	<b>-47</b>
Passing Completions	334	344	<b>-10</b>
Completion Percentage	62.9%	59.5%	3.4%
Passing Touchdowns Allowed	22	22	0
Interceptions	15	25	-10
Sacks	51	38	<b>13</b>
Fumbles Caused	27	14	<b>13</b>
Fumbles Recovered	17	8	<b>9</b>
Penalties	96	118	-22
Penalty Yards	841	943	-102
Gross Punting Average	46.2	44.7	1.5
Net Punting Average	40.8	39.4	1.4
Punt Return Average	8.1	6.8	1.3
Kickoff Return Average	24.1	25.6	<b>-1.5</b>

Bold indicates Cowboys improvement

# GAME-BY-GAME STARTERS AND INACTIVES

## 2022 REGULAR SEASON

### OFFENSE

DATE	OPPONENT	WR	LT	LG	C	RG	RT	TE	TE	WR	WR	QB	RB
9/11	Tampa Bay	C. Lamb	<u>T. Smith</u>	C. McGovern	T. Biadasz	Z. Martin	T. Steele	D. Schultz		N. Brown		D. Prescott	E. Elliott/ T. Pollard
9/18	Cincinnati	C. Lamb	<u>T. Smith</u>	M. Farniok	T. Biadasz	Z. Martin	T. Steele	D. Schultz	<u>J. Ferguson</u>	N. Brown		C. Rush	E. Elliott
9/26	at N.Y. Giants	C. Lamb	<u>T. Smith</u>	M. Farniok	T. Biadasz	Z. Martin	T. Steele	<u>J. Ferguson</u>	<u>P. Hendershot</u>	N. Brown		C. Rush	E. Elliott
10/2	Washington	C. Lamb	<u>T. Smith</u>	C. McGovern	T. Biadasz	Z. Martin	T. Steele	D. Schultz		N. Brown	M. Gallup	C. Rush	E. Elliott
10/9	at L.A. Rams	C. Lamb	<u>T. Smith</u>	C. McGovern	T. Biadasz	Z. Martin	T. Steele	D. Schultz	<u>J. Ferguson</u>	N. Brown		C. Rush	E. Elliott
10/16	at Philadelphia	C. Lamb	<u>T. Smith</u>	C. McGovern	T. Biadasz	Z. Martin	T. Steele	<u>J. Ferguson</u>		N. Brown	M. Gallup	C. Rush	E. Elliott
10/23	Detroit	C. Lamb	<u>T. Smith</u>	C. McGovern	T. Biadasz	Z. Martin	T. Steele	D. Schultz	<u>J. Ferguson</u>	N. Brown		D. Prescott	E. Elliott
10/30	Chicago	C. Lamb	<u>T. Smith</u>	C. McGovern	T. Biadasz	Z. Martin	T. Steele	D. Schultz		<u>J. Tolbert</u>	M. Gallup	D. Prescott	T. Pollard
11/13	at Green Bay	C. Lamb	<u>T. Smith</u>	C. McGovern	T. Biadasz	Z. Martin	T. Steele	D. Schultz		N. Brown	M. Gallup	D. Prescott	T. Pollard
11/20	at Minnesota	C. Lamb	<u>T. Smith</u>	C. McGovern	T. Biadasz	Z. Martin	T. Steele	D. Schultz		N. Brown	M. Gallup	D. Prescott	E. Elliott
11/24	N.Y. Giants	C. Lamb	<u>T. Smith</u>	C. McGovern	T. Biadasz	Z. Martin	T. Steele	D. Schultz		N. Brown	M. Gallup	D. Prescott	E. Elliott
12/4	Indianapolis	C. Lamb	<u>T. Smith</u>	C. McGovern	T. Biadasz	Z. Martin	T. Steele	D. Schultz	<u>J. Ferguson</u>	N. Brown		D. Prescott	T. Pollard
12/11	Houston	C. Lamb	<u>T. Smith</u>	C. McGovern	T. Biadasz	Z. Martin	T. Steele	D. Schultz	<u>J. Ferguson</u>		M. Gallup	D. Prescott	E. Elliott
12/18	at Jacksonville	C. Lamb	<u>T. Smith</u>	C. McGovern	T. Biadasz	Z. Martin	T. Smith	D. Schultz	<u>P. Hendershot</u>		M. Gallup	D. Prescott	E. Elliott
12/24	Philadelphia	C. Lamb	<u>T. Smith</u>	C. McGovern	T. Biadasz	Z. Martin	T. Smith	D. Schultz		N. Brown	M. Gallup	D. Prescott	E. Elliott
12/29	at Tennessee	C. Lamb	<u>T. Smith</u>	C. McGovern	T. Biadasz	Z. Martin	T. Smith	D. Schultz		N. Brown	M. Gallup	D. Prescott	E. Elliott
1/8	at Washington	C. Lamb	J. Peters	<u>T. Smith</u>	C. McGovern	Z. Martin	T. Smith	D. Schultz	<u>J. Ferguson</u>		M. Gallup	D. Prescott	E. Elliott

## 2022 REGULAR SEASON

### DEFENSE

DATE	OPPONENT	DE	DT	DT	DE	LB	LB	CB	NCB	CB	S	S	S
9/11	Tampa Bay	D. Lawrence	O. Odighizuwa	Q. Bohanna	D. Armstrong	L. Vander Esch	M. Parsons	A. Brown	J. Lewis	T. Diggs	J. Kearse	D. Wilson	
9/18	Cincinnati	D. Lawrence	Q. Bohanna	O. Odighizuwa	M. Parsons	L. Vander Esch	A. Barr	A. Brown		T. Diggs	M. Hooker	D. Wilson	I. Mukuamu
9/26	at N.Y. Giants	D. Lawrence	Q. Bohanna	O. Odighizuwa	D. Armstrong	L. Vander Esch	M. Parsons	A. Brown	J. Lewis	T. Diggs	M. Hooker	D. Wilson	
10/2	Washington	D. Lawrence	Q. Bohanna	O. Odighizuwa	M. Parsons	L. Vander Esch	A. Barr	A. Brown		T. Diggs	M. Hooker	D. Wilson	I. Mukuamu
10/9	at L.A. Rams	D. Lawrence	N. Gallimore	O. Odighizuwa	D. Armstrong	L. Vander Esch	M. Parsons	A. Brown	J. Lewis	T. Diggs	J. Kearse	D. Wilson	
10/16	at Philadelphia	D. Lawrence	Q. Bohanna	O. Odighizuwa	D. Armstrong	L. Vander Esch	M. Parsons	A. Brown	J. Lewis	T. Diggs	J. Kearse	D. Wilson	
10/23	Detroit	D. Lawrence	Q. Bohanna	O. Odighizuwa	M. Parsons	L. Vander Esch	A. Barr	A. Brown		T. Diggs	J. Kearse	D. Wilson	M. Hooker
10/30	Chicago	D. Lawrence	Q. Bohanna	O. Odighizuwa	M. Parsons	L. Vander Esch	A. Barr	A. Brown		T. Diggs	J. Kearse	D. Wilson	I. Mukuamu
11/13	at Green Bay	D. Lawrence	Q. Bohanna	O. Odighizuwa	D. Armstrong	L. Vander Esch	M. Parsons	A. Brown	<u>D. Bland</u>	T. Diggs	J. Kearse	D. Wilson	
11/20	at Minnesota	D. Lawrence	J. Hankins	O. Odighizuwa	M. Parsons	L. Vander Esch	<u>D. Clark</u>	A. Brown		T. Diggs	J. Kearse	D. Wilson	M. Hooker
11/24	N.Y. Giants	D. Lawrence	Q. Bohanna	O. Odighizuwa	M. Parsons	L. Vander Esch	<u>D. Clark</u>	A. Brown	<u>D. Bland</u>	T. Diggs	J. Kearse	D. Wilson	
12/4	Indianapolis	D. Lawrence	J. Hankins	O. Odighizuwa	M. Parsons	L. Vander Esch	A. Barr	A. Brown	<u>D. Bland</u>	T. Diggs	J. Kearse	D. Wilson	
12/11	Houston	D. Lawrence	J. Hankins	O. Odighizuwa	M. Parsons	L. Vander Esch	A. Barr	<u>D. Bland</u>		T. Diggs	J. Kearse	D. Wilson	M. Hooker
12/18	at Jacksonville	D. Lawrence	C. Watkins	O. Odighizuwa	M. Parsons	L. Vander Esch	A. Barr	K. Joseph	<u>D. Bland</u>	T. Diggs	J. Kearse	D. Wilson	
12/24	Philadelphia	D. Lawrence	C. Watkins	O. Odighizuwa	M. Parsons	<u>D. Clark</u>	A. Barr	<u>D. Bland</u>	M. Alexander	T. Diggs	J. Kearse	D. Wilson	
12/29	at Tennessee	D. Lawrence	C. Watkins	O. Odighizuwa	M. Parsons	<u>D. Clark</u>	A. Barr	N. Wright	<u>D. Bland</u>	T. Diggs	J. Kearse	D. Wilson	
1/8	at Washington	D. Lawrence	C. Watkins	O. Odighizuwa	M. Parsons	<u>D. Clark</u>	A. Barr	N. Wright	<u>D. Bland</u>	T. Diggs	J. Kearse	D. Wilson	

Rookies underlined.

## 2022 REGULAR SEASON INACTIVES

DATE	OPPONENT	1	2	3	4	5	6	7
9/11	Tampa Bay	<u>M. Bell</u>	J. Cox	M. Gallup-I	I. Mukuamu	<u>J. Ridgeway</u>	<u>J. Tolbert</u>	N. Wright
9/18	Cincinnati	J. Cox	M. Gallup-I	J. Kearse-I	C. McGovern-I	D. Prescott-I	<u>J. Tolbert</u>	N. Wright
9/26	at N.Y. Giants	M. Gallup-I	L. Gifford	J. Kearse-I	C. McGovern-I	D. Prescott-I	D. Schultz-I	N. Wright
10/2	Washington	<u>D. Harper</u>	J. Kearse-I	D. Prescott-I	<u>J. Tolbert</u>	<u>M. Waletzko</u>	N. Wright	
10/9	at L.A. Rams	<u>M. Bell</u>	Q. Bohanna-I	<u>D. Harper</u>	J. Peters-I	D. Prescott-I	<u>J. Tolbert</u>	N. Wright
10/16	at Philadelphia	<u>M. Bell</u>	<u>D. Harper</u>	D. Prescott-I	D. Schultz	<u>M. Waletzko</u>	N. Wright	
10/23	Detroit	<u>M. Bell</u>	J. Cox	N. Gallimore	W. Grier	<u>D. Harper</u>	N. Wright	
10/30	Chicago	N. Brown-I	J. Cox	E. Elliott-I	W. Grier	T. Hill	M. Hooker-I	<u>S. Williams-I</u>
11/13	at Green Bay	A. Barr-I	<u>M. Bell</u>	J. Cox	E. Elliott-I	C. Golston	W. Grier	N. Wright
11/20	at Minnesota	A. Barr-I	T. Basham	<u>M. Bell</u>	Q. Bohanna	W. Grier	N. Wright	
11/24	N.Y. Giants	A. Barr-I	T. Basham	<u>M. Bell</u>	W. Grier	J. Hankins-I	K. Joseph-I	T. McKinley
12/4	Indianapolis	<u>M. Bell</u>	Q. Bohanna-I	J. Cox	W. Grier	N. Wright		
12/11	Houston	<u>M. Bell</u>	J. Cox	C. Golston	W. Grier	<u>J. Tolbert</u>		
12/18	at Jacksonville	J. Cox	<u>J. Ferguson-I</u>	W. Grier	T. Hilton	T. Mullen	<u>J. Tolbert</u>	
12/24	Philadelphia	<u>M. Bell</u>	W. Grier	T. Mullen	<u>J. Tolbert</u>	L. Vander Esch-I	J. Washington	<u>S. Williams-I</u>
12/29	at Tennessee	<u>M. Bell</u>	W. Grier	T. Mullen	T. Pollard-I	<u>J. Tolbert</u>	L. Vander Esch-I	J. Washington
1/8	at Washington	<u>M. Bell</u>	T. Biadasz-I	Q. Bohanna	W. Grier	I. Mukuamu	<u>J. Tolbert</u>	L. Vander Esch-I

"I" denotes injury



2022 DALLAS COWBOYS PLAYOFF STATISTICS

WON 1, LOST 0					
NFC Wild Card Playoff Game					
1/16	W	31-14	at Tampa Bay	69,145	

2022 TEAM STATISTICS		
	DAL	OPP.
FIRST DOWNS	26	24
Rushing	8	4
Passing	16	20
Penalty	2	0
Third Down-Made/Att	7/13	10/18
Third Down Efficiency	53.8%	55.6%
Fourth Down-Made/Att	2/2	1/3
Fourth Down Efficiency	100.0%	33.3%
TOTAL NET YARDS	425	386
Avg. Per Game	425.0	386.0
Total Plays	69	80
Avg. Per Play	6.2	4.8
NET YARDS RUSHING	128	52
Avg. Per Game	128.0	52.0
Total Rushes	35	12
Avg. Per Rush	3.7	4.3
NET YARDS PASSING	297	334
Avg. Per Game	297.0	334.0
Sacked/Yards Lost	1/8	2/17
Gross Yards	305	351
Attempts/Completions	33/25	66/35
Pct. of Completion	75.8%	53.0%
Had Intercepted	0	1
PUNTS/AVERAGE	4/47.3	5/49.0
Net Punting Average	38.8	43.6
PUNT RETURN/AVG.	2/3.5	3/11.3
KICKOFF RETURN/AVG.	1/35.0	3/19.3
INTERCEPTION RETURN/AVG.	1/0.0	0/0.0
PENALTIES/YARDS	2/15	3/34
FUMBLES/BALL LOST	0/0	2/0
TOUCHDOWNS	5	2
Rushing	1	0
Passing	4	2
Returns	0	0
EXTRA POINTS/ATTEMPTS	1/5	0/0
TWO POINT CONVERSION/ATT.	0/0	1/2
FIELD GOALS/ATTEMPTS	0/0	0/0
AVG. TIME OF POSSESSION	34:34	25:26

SCORE BY PERIODS	Q1	Q2	Q3	Q4	OT	PTS
TEAM	6	12	6	7	0	31
OPPONENTS	0	0	6	8	0	14

SCORING	TD	RU	PA	RT	PAT	FG	2PT	S	PTS
D. Schultz	2	0	2	0	0/0	0/0	0	0	12
M. Gallup	1	0	1	0	0/0	0/0	0	0	6
C. Lamb	1	0	1	0	0/0	0/0	0	0	6
D. Prescott	1	1	0	0	0/0	0/0	0	0	6
B. Maher	0	0	0	0	1/5	0/0	0	0	1
TEAM	5	1	4	0	1/5	0/0	0	0	31
OPPONENTS	2	0	2	0	0/0	0/0	1	0	14

2-Pt Conv: TM 0-0, OPP 1-2

SACKS: J. Hankins 1.0, M. Parsons 1.0, TM 2.0, OPP 1.0

FUM/LOST: TM 0/0, OPP 2/0

PASSING	ATT	CMP	YDS	CMP%	YDS/ATT	TD	TD%	INT	INT%	LONG	SACK/LOST	RATING
D. Prescott	33	25	305	75.8	9.2	4	12.1	0	0.0	34	1/8	143.3
TEAM	33	25	305	75.8	9.2	4	12.1	0	0.0	34	1.0/8	143.3
OPPONENTS	66	35	351	53.0	5.3	2	3.0	1	1.5	30t	2.0/17	72.2

RUSHING	NO.	YDS	AVG	LONG	TD
T. Pollard	15	77	5.1	18	0
E. Elliott	13	27	2.1	9	0
D. Prescott	7	24	3.4	11	1
TEAM	35	128	3.7	18	1
OPPONENTS	12	52	4.3	12	0

RECEIVING	NO.	YDS	AVG	LONG	TD
D. Schultz	7	95	13.6	26	2
C. Lamb	4	68	17.0	26	1
M. Gallup	5	46	9.2	15	1
T. Hilton	2	23	11.5	14	0
T. Pollard	3	12	4.0	5	0
N. Brown	2	18	9.0	15	0
E. Elliott	1	9	9.0	9	0
J. Ferguson	1	34	34.0	34	0
TEAM	25	305	12.2	34	4
OPPONENTS	35	351	10.0	30t	2

INTERCEPTIONS	NO.	YDS	AVG	LONG	TD
J. Kearsse	1	0	0.0	0	0
TEAM	1	0	0.0	0	0

PUNTING	NO.	YDS	AVG	NET	TB	IN	LG	B
B. Anger	4	189	47.3	38.8	0	1	52	0
TEAM	4	189	47.3	38.8	0	1	52	0
OPPONENTS	5	245	49.0	43.6	1	2	54	0

PUNT RETURNS	RET	FC	YDS	AVG	LONG	TD
K. Turpin	2	1	7	3.5	7	0
TEAM	2	1	7	3.5	7	0
OPPONENTS	3	0	34	11.3	14	0

KICKOFF RETURNS	NO.	YDS	AVG	LONG	TD
K. Turpin	1	35	35.0	35	0
TEAM	1	35	35.0	35	0
OPPONENTS	3	58	19.3	24	0

FIELD GOALS	1-19	20-29	30-39	40-49	50+
B. Maher	0/0	0/0	0/0	0/0	0/0
TEAM	0/0	0/0	0/0	0/0	0/0

B. Maher: ()

OPP: ()

## 2022 DALLAS COWBOYS DEFENSIVE PLAYOFF STATISTICS

RNK	PLAYER	TKL	AST	TOTAL	SACKS/YDS	TFL/YDS	QBPR	FR	FF	INT/YDS	PD
1.	L. Vander Esch	7	2	9			1				2
2.	M. Hooker	5	2	7							
3.	D. Wilson	4	3	7							2
4.	D. Bland	3	4	7							
5.	I. Mukuamu	3	2	5							2
6.	A. Barr	3	1	4		1/-1					
	X. Rhodes	3	1	4							
8.	J. Kears	2	2	4						1/0	3
9.	M. Parsons	2	0	2	1.0/-8	1/-2	9				2
10.	T. Diggs	1	1	2							
	O. Odighizuwa	1	1	2		1/-3	2				
12.	D. Armstrong	1	0	1			3				
	D. Fowler	1	0	1			1				
	C. Golston	1	0	1			2				
	J. Hankins	1	0	1	1.0/-9						
	C. Watkins	1	0	1							1

Ast=Assist, TFL=Tackle for a Loss, QBPR=Pressures, Int=Interception, FR=Fumble Recovery, FF=Forced Fumble, PD=Pass Defense

2022 COWBOYS SPECIAL TEAMS						
RNK	PLAYER	S	A	TOT	FF	BL
1.	Gifford, Luke	2	0	2		
2.	McKeon, Sean	1	1	2	1	
3.	Brown, Noah	1	0	1		
	Ferguson, Jake	1	0	1		
	Hendershot, Peyton	1	0	1		
6.	Clark, Damone	0	1	1		
	Goodwin, C.J.	0	1	1		

DEFENSIVE STATS BY RANK					
PRESSURES		SACKS		TACKLES FOR LOSS	
PLAYER	NO	PLAYER	NO	PLAYER	NO
1. M. Parsons	9	1. J. Hankins	1.0	1. A. Barr	1
2. D. Armstrong	3	M. Parsons	1.0	O. Odighizuwa	1
3. C. Golston	2			M. Parsons	1
O. Odighizuwa	2				
5. D. Fowler	1				

FORCED FUMBLES		FUMBLE RECOVERIES		PASSES DEFENSED	
PLAYER	NO	PLAYER	NO	PLAYER	NO
				1. J. Kears	3
				2. I. Mukuamu	2
				M. Parsons	2
				L. Vander Esch	2
				D. Wilson	2

# PARTICIPATION

	1	2022			
	AT TB				
PLAYERS	1/16	GP	GS	DNP	I
Isaac Alarcon	PS	0	0	0	0
Mackensie Alexander	PS	0	0	0	0
Bryan Anger	P	1	0	0	0
Dorance Armstrong	P	1	0	0	0
Josh Ball	P	1	0	0	0
Anthony Barr	LB	1	1	0	0
Markquese Bell	P	1	0	0	0
Tyler Biadasz	C	1	1	0	0
DaRon Bland	CB	1	1	0	0
Quinton Bohanna	D	0	0	0	1
Anthony Brown	IR	0	0	0	0
Noah Brown	P	1	0	0	0
Antonio Callaway	PS	0	0	0	0
Damone Clark	P	1	0	0	0
Aviante Collins	P	1	0	0	0
Jabril Cox	D	0	0	0	1
Tyler Coyle	PS	0	0	0	0
Malik Davis	P	1	0	0	0
Trevon Diggs	CB	1	1	0	0
Rico Dowdle	IR	0	0	0	0
Dontario Drummond	PS	0	0	0	0
Ezekiel Elliott	RB	1	1	0	0
Matt Farniok	DFR	0	0	0	0
Simi Fehoko	IR	0	0	0	0
Jake Ferguson	TE	1	1	0	0
Dante Fowler	P	1	0	0	0
Neville Gallimore	D	0	0	0	1
Michael Gallup	WR	1	1	0	0
Luke Gifford	P	1	0	0	0
Chauncey Golston	P	1	0	0	0
C.J. Goodwin	P	1	0	0	0
Will Grier	D	0	0	0	1
Johnathan Hankins	P	1	0	0	0
Devin Harper	IR	0	0	0	0
Peyton Hendershot	P	1	0	0	0
T.Y. Hilton	P	1	0	0	0
Brock Hoffman	PS	0	0	0	0
Malik Hooker	S	1	1	0	0
Dennis Houston	PS	0	0	0	0
Malik Jefferson	PS	0	0	0	0
Kelvin Joseph	P	1	0	0	0
Jayron Kearse	S	1	1	0	0
CeeDee Lamb	WR	1	1	0	0
DeMarcus Lawrence	DE	1	1	0	0
Jourdan Lewis	IR	0	0	0	0
Alec Lindstrom	PSI	0	0	0	0
Brett Maher	P	1	0	0	0
Zack Martin	RG	1	1	0	0
Connor McGovern	P	1	0	0	0
Sean McKeon	P	1	0	0	0
Takk McKinley	PS	0	0	0	0
Jake McQuaide	IR	0	0	0	0
Israel Mukuamu	P	1	0	0	0
Trayvon Mullen	I	0	0	0	1
Osa Odighizuwa	DT	1	1	0	0
Qadree Ollison	PS	0	0	0	0
Matt Overton	P	1	0	0	0
Micah Parsons	DE	1	1	0	0
Jason Peters	LT	1	1	0	0
Tony Pollard	P	1	0	0	0
Dak Prescott	QB	1	1	0	0
Xavier Rhodes	P	1	0	0	0
Anthony Rush	PS	0	0	0	0
Cooper Rush	DNP	0	0	1	0
Dalton Schultz	TE	1	1	0	0
Kendall Sheffield	PS	0	0	0	0
Brandon Smith	PS	0	0	0	0
Tyler Smith	LG	1	1	0	0
Tyron Smith	RT	1	1	0	0
Terence Steele	IR	0	0	0	0
Alex Taylor	PS	0	0	0	0
Juanyeh Thomas	PSI	0	0	0	0
Jalen Tolbert	D	0	0	0	1
KaVontae Turpin	P	1	0	0	0
Leighton Vander Esch	LB	1	1	0	0
Matt Waletzko	IR	0	0	0	0
Carlos Watkins	DT	1	1	0	0
Sam Williams	P	1	0	0	0
Donovan Wilson	S	1	1	0	0
Nahshon Wright	D	0	0	0	1



## ROSTER/GAME-BY-GAME STARTERS

### 2022 POSTSEASON

#### OFFENSE

DATE	OPPONENT	WR	LT	LG	C	RG	RT	TE	TE	WR	WR	QB	RB
1/16	at Tampa Bay	CeeDee Lamb	Jason Peters	<u>Tyler Smith</u>	Tyler Biadasz	Zack Martin	Tyron Smith	Dalton Schultz	<u>Jake Ferguson</u>		Michael Gallup	Dak Prescott	Ezekiel Elliott
1/22	at San Francisco												

### 2022 POSTSEASON

#### DEFENSE

DATE	OPPONENT	DE	DT	DT	DE	LB	LB	CB	NCB	CB	S	S	S
1/16	at Tampa Bay	DeMarcus Lawrence	Osa Odighizuwa	Carlos Watkins	Micah Parsons	Leighton Vander Esch	Anthony Barr	Trevon Diggs		<u>DaRon Bland</u>	Jayron Kearse	Donovan Wilson	Malik Hooker
1/22	at San Francisco												

Rookies underlined.



**NON-MEDIA GUIDE BIOS**



ONE COWBOYS WAY ★ FRISCO, TEXAS 75034 ★ P:972.497.4959 ★ WWW.DALLASCOWBOYS.COM

## 2022 NON-MEDIA GUIDE BIOS



### HARRINGTON'S COACHING HISTORY

2012..... Colorado, GA/RBs  
2015-17 Winterthur (Switzerland), HC  
2018..... Independence CC, RBs  
2019-20 Washington Commanders, Off. Asst.  
2021..... North Carolina Central, TEs

Evan Harrington joined the Dallas Cowboys in 2022 and will serve as an offensive assistant, working closely with Head Coach Mike McCarthy and Offensive Coordinator Kellen Moore in his role.

In 2021 Harrington served as the tight ends coach at North Carolina Central, and under Harrington's tutelage, Isiah Macklin earned third-team All-Mid-Eastern Athletic Conference and was selected to play in the 2022 HBCU Legacy Bowl after finishing fourth on the team with 16 receptions for 201 yards and a touchdown.

From 2019-21, Harrington worked for the Washington Commanders as an offensive assistant and the assistant director of player engagement. As an offensive assistant, he worked with the running backs and offensive

line, helping Adrian Peterson to 1,040 scrimmage yards as the lead back in 2019 and aiding in the development of Antonio Gibson during his rookie season in 2020. As the assistant director of player engagement, Harrington was responsible for helping guide the development and education of players as it pertains to both their personal and professional lives along with assisting rookie classes with acclimating themselves to the life of the NFL.

In 2018 Harrington was the running backs coach and run game coordinator at Independence Community College in Independence, Kansas, leading the Pirates to 147.7 rushing yards-per-game.

Harrington served as the head coach of the Winterthur Warriors from 2015-17 in the Swiss Football League after playing running back and linebacker for the Frankfurt Galaxy (2014) and the Basel Gladiators (2013).

Before playing in Europe, he was an assistant coach at Clayton Valley Charter High School and the College of the Canyons, also spending time as a strength and conditioning intern at the College of the Canyons. Harrington began his coaching career at Colorado, coaching running backs and fullbacks as a graduate assistant in 2012.

Harrington played linebacker and fullback at Colorado from 2010-11, tallying seven special teams tackles and rushing twice for three yards with seven catches for 41 yards and a touchdown in his Buffaloes career.

Harrington graduated from Colorado with a degree in sociology, ethnic studies and communications.

---

**Evan Harrington** – Born February 6, 1989, Washington, D.C. College Coach: Colorado 2012, Independence Community College 2018, North Carolina Central 2021. Pro Coach: Washington Commanders 2019-20. Joined the Dallas Cowboys in 2022.

---



# ANTHONY BARR

42 • Linebacker


6-5 • 257 • 3/18/92

UCLA • FA-'22

NFL: 8th Year • Cowboys: 1st Year

Games/Starts: 2021-11/11; Career-98/98

Postseason: 2021-0/0; Career-5/5



**PRO:** The Dallas Cowboys signed a proven veteran presence in linebacker Anthony Barr midway through training camp in 2022, giving the team a versatile and experienced athlete who can also help bring along some of the younger players on the defense. Barr, originally a first round (ninth overall) pick in the 2014 NFL Draft, has started all 98 games played in his pro career, totaling 613 tackles, 17.5 sacks, five interceptions, 39 tackles for loss, 35 pass breakups, eight forced fumbles and seven fumble recoveries. He joins a linebacker rotation coached by his former defensive coordinator in Minnesota, George Edwards, and should compete immediately for playing time in multiple defensive packages.

## TRANSACTION SUMMARY:

- 8/4/22:** Signed with Dallas as a free agent.  
**3/13/19:** Signed a five-year contract extension with Minnesota.  
**5/1/17:** Minnesota exercised the fifth-year option on his rookie contract.  
**5/8/14:** Drafted in the first round (ninth overall) by Minnesota.

### 2021 (Minnesota):

- Started all 11 games he appeared in, totaling 72 tackles, 2.5 sacks, three interceptions, two fumble recoveries and five passes defended.
- Inactive for opening four games of the season, starting against Detroit (10/10) and tallying four tackles in his return to the field.
- Notched six stops against Dallas (10/31), adding a fumble recovery and a pass breakup.
- Registered seven tackles and a career-high two interceptions against the LA Rams (12/26).

### 2020 (Minnesota):

- Started the first two games of the season before suffering a season-ending injury.
- Recorded six tackles in the season opener against Green Bay (9/13), before he was injured in Week 2 at Indianapolis (9/20) and placed on Reserve/Injured.

### 2019 (Minnesota):

- Started all 14 games played, finishing with 96 total tackles (72 solo) and tied his single-season career high with seven breakups.
- Made his 75th career start in his 75th career game at the N.Y. Giants (10/6), notching his second career interception and first career safety.
- Had eight tackles in the Wild Card win at New Orleans (1/5/20).
- Recorded the first postseason forced fumble and fumble recovery of his career in the Divisional Round at San Francisco (1/11/20) while also making eight tackles.

### 2018 (Minnesota):

- Named to his fourth-consecutive Pro Bowl, starting all 13 games he played and tallying 71 tackles, eight tackles for loss and 3.0 sacks.
- Inactive in Week 8 against New Orleans (10/28), snapping a streak of 41 consecutive regular season games started.
- Wrapped up 2.0 sacks against Miami (12/16), the first multi-sack game of his career.

### 2017 (Minnesota):

- Was a key cog to a defense that ranked first in both yards-per-game (275.9) and points allowed (15.8) in 2017 - the first time the Vikings had the No. 1 NFL defense since 1993 - totaling 98 tackles and starting all 16 games for the second straight season, earning his third straight Pro Bowl appearance.
- Snagged his second career interception - first in the playoffs - in the Vikings Divisional Round defeat of New Orleans (1/14/18), adding four tackles and a tackle for loss.

### 2016 (Minnesota):

- Earned his second Pro Bowl berth and totaled 91 tackles, four tackles for loss, 2.0 sacks, five breakups, one forced fumble and one fumble recovery while starting all 16 games for the first time in his career.
- Totaled a season-best 11 tackles, one tackle for loss and a sack at Carolina (9/25).

### 2015 (Minnesota):

- Started 14 games played and helped the Vikings defense rank fifth in scoring (18.9), earning his first Pro Bowl berth after tallying 80 tackles, 3.5 sacks, six tackles for loss, three forced fumbles, one interception and seven pass breakups.
- Had 12 tackles in Week 1 at San Francisco (9/14), then recorded his first career interception at Denver (10/4).
- In the NFC North-clinching win at Green Bay (1/3), tallied five stops, two tackles for loss, a sack and a pass breakup on Aaron Rodgers' last-second Hail Mary.
- Started the Wild Card playoff game against Seattle (1/10/16), recording four tackles.

### 2014 (Minnesota):

- Started all 12 games he played and ended the season ranked fourth on team with 99 tackles, sixth-most in Vikings history by a rookie.
- Named NFC Defensive Player of the Week at Tampa Bay (10/26), recording nine tackles, a sack, one forced fumble and one fumble recovery, while also scoring the game-winning touchdown in overtime on a 27-yard fumble return.

## COLLEGE:

- Shifted to linebacker midway through his collegiate career after playing running back in his first two years, starting 37-of-51 career games and finishing sixth in UCLA history with 41.5 tackles for loss and tied for sixth all-time with 23.5 sacks.
- UCLA defensive MVP, team captain and a finalist for Butkus, Lombardi and Bednarik Awards as a senior, starting all 13 games in 2013 and recording 65 tackles, 20 tackles for loss, 10.0 sacks and five forced fumbles.
- Started at outside linebacker in all 14 games in 2012 and was named second-team All-America and first-team All-Pac 12, leading the team with 13.5 sacks and 21.5 tackles for loss while also finishing second on the team with 83 tackles.
- Appeared in 12 games with seven starts at running back and also saw action on special teams as a sophomore in 2011.
- Saw action in all 12 games with four starts as a freshman running back in 2010, earning the team rookie of the year award.

## PERSONAL:

- Rated the No. 5 athlete by Rivals.com despite missing his senior season with an ankle injury and played for Loyola High School in Los Angeles, Calif.
- As a junior, he earned first-team All-State Underclass honors after rushing for 1,890 yards and 20 touchdowns.
- Father, Tony Brooks, was a fourth-round draft pick as a running back by the Philadelphia Eagles in 1992 out of Notre Dame, and he has three uncles who also played in the NFL.

## BARR'S NFL TOTALS

Year Team	GP-GS	DEFENSE								INTERCEPTIONS					FUMBLES REC				
		ST	AT	TT	Sks-Yds	Tkl/Ls	QB Prs	PBU	FF	No	Yds	Avg	Lg	TD	No	Yds	Avg	Lg	TD
2014 Minnesota	12-12	72	27	99	4.0(-23)	4(-7)	13	3	2	0	0	0.0	0	0	3	29	9.7	27t	1
2015 Minnesota	14-14	61	19	80	3.5(-20)	4(-15)	12	7	3	1	32	32.0	32	0	0	0	0.0	0	0
2016 Minnesota	16-16	61	30	91	2.0(-15)	3(-5)	20	5	1	0	0	0.0	0	0	1	0	0.0	0	0
2017 Minnesota	16-16	75	23	98	1.0(-11)	8(-22)	4	6	0	0	0	0.0	0	0	0	0	0.0	0	0
2018 Minnesota	13-13	48	23	71	3.0(-22)	5(-12)	13	2	1	0	0	0.0	0	0	0	0	0.0	0	0
2019 Minnesota	14-12	72	24	96	1.5(-13)	5(-11)	16	7	1	1	2	2.0	2	0	1	19	19.0	19	0
2020 Minnesota	2-2	6	0	6	0.0(0)	0(0)	0	0	0	0	0	0.0	0	0	0	0	0.0	0	0
2021 Minnesota	11-11	38	34	72	2.5(-17)	2(-3)	6	5	0	3	11	3.7	8	0	2	0	0.0	0	0
<b>Totals</b>	<b>98-98</b>	<b>425</b>	<b>188</b>	<b>613</b>	<b>17.5(-121)</b>	<b>31(-75)</b>	<b>84</b>	<b>35</b>	<b>8</b>	<b>5</b>	<b>45</b>	<b>9.0</b>	<b>32</b>	<b>0</b>	<b>7</b>	<b>48</b>	<b>6.9</b>	<b>27t</b>	<b>1</b>
<b>Playoffs</b>																			
2015 Minnesota	1-1	4	1	5	0.0(0)	0(0)	1	0	0	0	0	0.0	0	0	0	0	0.0	0	0
2017 Minnesota	2-2	4	3	7	0.0(0)	1(-1)	1	1	0	1	18	18.0	18	0	0	0	0.0	0	0
2019 Minnesota	2-2	13	3	16	0.0(0)	1(-1)	0	0	1	0	0	0.0	0	0	1	0	0.0	0	0
<b>Totals</b>	<b>5-5</b>	<b>21</b>	<b>7</b>	<b>28</b>	<b>0.0(0)</b>	<b>2(-2)</b>	<b>2</b>	<b>1</b>	<b>1</b>	<b>1</b>	<b>18</b>	<b>18.0</b>	<b>18</b>	<b>0</b>	<b>1</b>	<b>0</b>	<b>0.0</b>	<b>0</b>	<b>0</b>

### BARR'S SACKS BY QUARTERBACK (17.5 total)

Matt Ryan .....	3.0	Robert Griffin III .....	1.0
Justin Fields.....	2.0	Cam Newton.....	1.0
Ryan Tannehill.....	2.0	Philip Rivers.....	1.0
Matt Stafford .....	1.5	Aaron Rodgers .....	1.0
Drew Brees.....	1.0	Russell Wilson .....	1.0
Joe Flacco .....	1.0	Sam Darnold.....	0.5
Mike Glennon .....	1.0	Dwayne Haskins.....	0.5

### SINGLE-GAME HIGHS

**Total Tackles** – 13 vs. Baltimore, 10/22/17  
Playoffs – 8, twice, last at San Francisco, 1/11/20

**Solo Tackles** – 10, three times, last vs. Baltimore, 10/22/17  
Playoffs – 7 at New Orleans, 1/5/20

**Sacks** – 2.0 vs. Miami, 12/16/18

**Forced Fumble** – 2 at Atlanta, 11/29/15  
Playoffs – 1 at San Francisco, 1/11/20

JOHNATHAN HANKINS

95 • Defensive Tackle

6-3 • 320 • 3/30/92  
Ohio State • T(LV)-'22  
NFL: 10th • Cowboys: 1st  
Games/Starts: 2021-14/14; Career-133/117  
Postseason: 2021-1/1; Career-2/2

DALLAS DALLAS DALLAS  
COWBOYS



### TRANSACTION SUMMARY:

- 10/25/22:** Traded to Dallas for draft pick compensation.  
**4/1/22 :** Re-signed on a one-year contract with Las Vegas.  
**3/22/21:** Re-signed on a one-year contract with Las Vegas.  
**3/14/19:** Re-signed on a two-year contract with Las Vegas.  
**3/17/18:** Released by Indianapolis and signed with Las Vegas (9/13).  
**4/13/17:** Signed a three-year contract with Indianapolis through 2019.  
**4/26/13:** Drafted in the second round (49th overall) by the N.Y. Giants.

#### 2022 (Las Vegas):

- Played in five games with one start for Las Vegas and recorded nine tackles with a pass deflection and a pressure before being traded to Dallas for draft pick compensation.

#### 2021 (Las Vegas):

- Started all 14 games he appeared in, recording 38 tackles and one pass defended, missing three games due to injury.
- Finished with three tackles in the lone postseason game at Cincinnati (1/15/22).

#### 2020 (Las Vegas):

- Started all 16 games for the fourth time in his career and finished with 48 tackles, one sack and one fumble recovery fumble.
- Registered his only sack of the season, taking down Tua Tagovailoa for a loss of nine yards in the fourth quarter against Miami (12/26).

#### 2019 (Las Vegas):

- Started all 16 games and compiled 50 tackles, 1.5 sacks and one pass defended.
- Tied for first on the team with eight tackles at Minnesota (9/22).
- Registered four tackles and his first sack of the season, taking down Deshaun Watson at Houston (10/27).
- Recorded two tackles and combined with Maxx Crosby to take down Drew Lock for a sack at Denver (12/29).

#### 2018 (Indianapolis/Las Vegas):

- Released by the Colts in March and signed as a free agent with the Raiders ahead of Week 2 and finished the season playing in 15 games while making 14 starts. Tallied 36 tackles and two fumble recoveries.
- Totaled two tackles and two fumble recoveries against Cleveland (9/30).

**2017 (Indianapolis):**

- In his lone season with the Colts, started all 15 games played and tallied 44 tackles, 2.0 sacks and three passes defended.
- Recorded four stops and his first sack of the year at Seattle (10/1).
- Registered a season-high eight tackles at Buffalo (12/10).
- Tallied five stops and added one sack against Denver (12/14).

**2016 (N.Y. Giants):**

- Started all 16 games for the second time in his career and registered 43 tackles, eight tackles for loss, 3.0 sacks, one forced fumble and one blocked field goal.
- Blocked a Will Lutz field goal attempt that was scooped and returned for a touchdown against New Orleans (9/18).
- Notched five tackles and posted his first sack on the year while registering three total stops for loss against Baltimore (10/16).
- Tallied two stops, one sack and also recorded a forced fumble at Cleveland (11/27).
- Started in his first career playoff contest and totaled three tackles and one sack at Green Bay (1/8/17).

**2015 (N.Y. Giants):**

- Started the first nine games of the season and was placed on Reserve/Injured for the remainder of the year after suffering an injury at Tampa Bay (11/8). Recorded 30 tackles, one pass defended and one forced fumble.

**2014 (N.Y. Giants):**

- Started all 16 games for the first time in his career, posting a career-high 51 tackles, 7.0 sacks, three passes defended and one forced fumble.
- His 7.0 sacks ranked second on the team and were the highest total by a Giants defensive tackle since 2000.
- Posted six tackles and his first sack of the season against Arizona (9/14).
- Recorded four tackles and one sack vs. Atlanta (10/5).
- Tallied four tackles and collected one sack at Seattle (11/9).
- Collected six stops and recorded a career-high 2.5 sacks, also recording one forced fumble against Washington (12/14).

**2013 (N.Y. Giants):**

- Appeared in 11 contests in his rookie season as a reserve defensive tackle and special teamer, compiling 16 tackles.
- Made his NFL debut against Philadelphia (10/6) and posted a season-high five tackles, including one for loss.

**COLLEGE:**

- Played three seasons at Ohio State, starting 25-of-38 contests and recording 138 tackles, 5.0 sacks, 16.5 tackles for loss and one fumble recovery.
- As a junior in 2013, started every game for the Buckeyes and was named All-American Second Team and was an All-Big Ten Conference selection after finishing with 55 tackles.

**PERSONAL:**

- Attended Southeastern High School in Dearborn Heights, Mich., where he was a two-time all-state selection and a four-year starter.
- As a senior, led his team to an 11-1 record and division championship after posting 85 tackles and 12 sacks on the season.
- Majored in criminology at Ohio State.

**HANKINS' NFL TOTALS**

Year Team	GP-GS	DEFENSE								INTERCEPTIONS					FUMBLES REC				
		ST	AT	TT	Sks-Yds	Tkl/Ls	QB Prs	PBU	FF	No	Yds	Avg	Lg	TD	No	Yds	Avg	Lg	TD
2013 N.Y. Giants	11-0	9	7	– 16	0.0(0)	2(-2)	2	0	0	0	0	0.0	0	0	0	0	0.0	0	0
2014 N.Y. Giants	16-16	30	21	– 51	7.0(-53)	8(-37)	13	3	1	0	0	0.0	0	0	0	0	0.0	0	0
2015 N.Y. Giants	9-9	21	9	– 30	0.0(0)	1(0)	2	1	1	0	0	0.0	0	0	0	0	0.0	0	0
2016 N.Y. Giants	16-16	29	14	– 43	3.0(-16)	8(-6)	10	0	1	0	0	0.0	0	0	0	0	0.0	0	0
2017 Indianapolis	15-15	24	20	– 44	2.0(-3)	4(-7)	5	3	0	0	0	0.0	0	0	0	0	0.0	0	0
2018 Las Vegas	15-14	21	15	– 36	0.0(0)	4(-9)	2	0	0	0	0	0.0	0	0	2	0	0.0	0	0
2019 Las Vegas	16-16	28	22	– 50	1.5(-7)	7(-13)	6	1	0	0	0	0.0	0	0	0	0	0.0	0	0
2020 Las Vegas	16-16	27	21	– 48	1.0(-9)	1(-9)	4	0	0	0	0	0.0	0	0	1	0	0.0	0	0
2021 Las Vegas	14-14	15	23	– 38	0.0(0)	1(-1)	2	1	0	0	0	0.0	0	0	0	0	0.0	0	0
2022 Las Vegas	5-1	1	9	– 10	0.0(0)	0(0)	1	1	0	0	0	0.0	0	0	0	0	0.0	0	0
Totals	38-20	205	161	– 366	14.5(-89)	36(-84)	47	10	3	0	0	0.0	0	0	3	0	0.0	0	0

# T.Y. HILTON

## 16 • Wide Receiver

5-10 • 183 • 11/14/89  
 FIU • FA-22  
 NFL: 11th Year • Cowboys: 1st Year  
 Games/Starts: 2021-10/9; Career-143/121  
 Postseason: 2021-0/0; Career-9/8

DALLAS DALLAS DALLAS  
 COWBOYS



**PRO:** The Dallas Cowboys signed T.Y. Hilton in December of 2022 in the hopes that the explosive and experienced wide receiver would be available for the team during the stretch run of the season and into the postseason. Hilton, originally a third round draft pick (92nd overall) by the Colts in 2012, has been a prolific and decorated receiver during his NFL career, posting five career 1,000-yard seasons, four Pro Bowl appearances and close to 10,000 (9,746) scrimmage yards during his 10 professional seasons. He has totaled 631 catches, 9,691 receiving yards and 53 touchdowns in his career, averaging more than 15 yards-per-reception (15.4). He comes to Dallas to help mentor a young wide receiver room and provide a spark in the final months of the team's 2022 campaign.

### TRANSACTION SUMMARY:

**12/12/22:** Signed with Dallas as a free agent.  
**3/31/21:** Re-signed with Indianapolis on a one-year contract.  
**8/13/15:** Signed a five-year contract extension with Indianapolis.  
**4/27/12:** Drafted in the third round (92nd overall) by Indianapolis.

#### 2021 (Indianapolis):

- Started nine-of-10 games played for the Colts, tallying 23 receptions for 331 yards and three touchdowns after missing the first five games of the year due to a neck injury.
- In his first game action of the season, recorded four catches for 80 yards against Houston (10/17), including a season-long reception of 52 yards.
- Caught his first touchdown of the season against Tampa Bay (11/28).
- Tallied one catch for a 45-yard touchdown against Las Vegas (1/2/22).

#### 2020 (Indianapolis):

- Started 15 games and recorded 56 receptions for 762 yards and five touchdowns.
- Recorded a touchdown in three straight games starting against Tennessee (11/29) through Las Vegas (12/13). Became the fourth receiver in Colts history to reach 9,000 career receiving yards in the game against Tennessee, joining Marvin Harrison, Reggie Wayne and Raymond Berry.
- Tallied season-highs in catches (eight), yards (110) and first downs (seven) at Houston (12/6), adding a touchdown catch.
- Started the lone postseason contest for the Colts at Buffalo (1/9/21), catching two passes for 32 yards.

#### 2019 (Indianapolis):

- Started all 10 games played and recorded 45 receptions for 501 yards and five touchdowns.
- Tallied season-highs in catches (eight), yards (87) and touchdowns (two) in the season-opener at the LA Chargers (9/8).

#### 2018 (Indianapolis):

- In 14 starts in 2018, had 76 receptions for 1,270 yards and six touchdowns while registering five 100-yard games.
- Caught four passes for 115 yards (28.8 avg.) against Houston (9/30).
- Secured a season-best tying nine passes for 155 yards and two touchdowns against Tennessee (11/18), including a season-long 68-yard pass that went for a touchdown.
- Registered nine receptions for 199 yards - second-most of his career and the seventh-most in Colts single-game history - for an average of 22.2 yards-per-reception at Houston (12/9).
- Caught five passes for 85 yards at Houston (1/5/19) in the AFC Wild Card Playoff game, then registered four receptions for 60 yards and a touchdown at Kansas City (1/12/19) in the AFC Divisional Playoff game.

#### 2017 (Indianapolis):

- Started all 16 games for the second consecutive year and totaled 57 catches for 966 yards and four touchdowns with four 100-yard games to earn his fourth Pro Bowl nod.
- Caught five passes for 175 yards (35.0 avg.) and two touchdowns at Houston (11/5).

#### 2016 (Indianapolis):

- Started all 16 games for the first time in his career and established single-season bests in receptions (91) and receiving yards (1,448), adding six touchdown grabs and six 100-yard performances on his way to his third Pro Bowl selection.
- Led the NFL with 1,448 receiving yards, marking the eighth time in team history a player led the league in receiving yards.

#### 2015 (Indianapolis):

- Appeared in all 16 games, starting 15, and totaled 69 catches for 1,124 yards and five scores, earning his second-career Pro Bowl nod.
- Also returned five punts for 24 yards.

#### 2014 (Indianapolis):

- Started all 15 games he played and led the team in receptions (82) and receiving yards (1,345) while adding seven touchdowns on the strength of six 100-yard games, garnering his first-career Pro Bowl selection.
- Had a three-game stretch with over 100 yards receiving, starting with a career-best 223 yards on nine catches at Houston (10/9). The 223 yards were the second-highest in a single-game in Colts history behind Raymond Berry's 224 yards in 1957.
- Tallied 122 yards on four catches against Jacksonville (11/23), a 30.5-yard average buoyed by a season-long 73-yard touchdown grab.
- Hauled in six catches for 103 yards in the AFC Wild Card game against Cincinnati (1/4/15), then registered four catches for 72 yards in the AFC Divisional round at Denver (1/11/15) and one catch for 36 yards at New England (1/18/15) in the AFC Conference Championship game.

#### 2013 (Indianapolis):

- Competed in all 16 games with 10 starts, leading the team with 82 receptions for 1,083 yards and five touchdowns.
- Established the franchise single-game postseason record with 13 catches for 224 yards during the Colts AFC Wild Card victory over Kansas City (1/4/14).
- Tallied four catches for 103 yards at New England (1/11/14) in the AFC Divisional round of the playoffs.

#### 2012 (Indianapolis):

- As a rookie in 2012, played in 15 games with one start and had 50 catches for 861 yards and a team-leading seven touchdowns on the strength of five 100-yard performances - tied for the sixth-most 100-yard games by a rookie in NFL history and the most by a Colts rookie.
- Also returned 26 punts for 300 yards and a 75-yard touchdown.
- Became the first player in Colts history to catch a touchdown pass and score a punt return touchdown in the same game, achieving the feat against Buffalo (11/25).
- Caught eight passes for 66 yards in his first career playoff game at Baltimore (1/6/13).



**COLLEGE:**

- Started 37-of-50 games at Florida International in his collegiate career, finishing with school records in receptions (229), receiving yards (3,351) and receiving touchdowns (24), while ranking second in the school's all-time annals with 224 total points. Also returned 49 punts for 614 yards and two touchdowns, all three setting school records.
- Earned Sun Belt Conference Player of the Year in 2010 and first-team All-Sun Belt accolades in 2010 and 2011.
- At the time of his graduation, he ranked fifth in NCAA FBS history with 7,498 all-purpose yards (149.9 ypg).
- As a senior in 2011, established single-season school records with 72 receptions for 1,038 yards.

**PERSONAL:**

- Named Dade County Athlete of the Year in football as a senior at Miami Springs, Fla., High School, catching 42 passes for 785 yards and 16 touchdowns, also scoring four times on kick returns.
- Majored in sports broadcasting at Florida International.
- Has a wife, Shantrell.

**HILTON'S NFL TOTALS**

Year Team	GP-GS	RECEIVING					RUSHING				
		No	Yds	Avg	Long	TD	No	Yds	Avg	Long	TD
2012 Indianapolis.....	15-1	50	861	17.2	70t	7	5	29	5.8	19	0
2013 Indianapolis.....	16-10	82	1,083	13.2	73t	5	2	6	3.0	3	0
2014 Indianapolis.....	15-15	82	1,345	16.4	73t	7	2	20	10.0	15	0
2015 Indianapolis.....	16-15	69	1,124	16.3	87t	5	0	0	0.0	0	0
2016 Indianapolis.....	16-16	91	1,448	15.9	63t	6	0	0	0.0	0	0
2017 Indianapolis.....	16-16	57	966	16.9	80t	4	0	0	0.0	0	0
2018 Indianapolis.....	14-14	76	1,270	16.7	68t	6	0	0	0.0	0	0
2019 Indianapolis.....	10-10	45	501	11.1	35	5	0	0	0.0	0	0
2020 Indianapolis.....	15-15	56	762	13.6	50	5	0	0	0.0	0	0
2021 Indianapolis.....	10-9	23	331	14.4	52	3	0	0	0.0	0	0
<b>Totals .....</b>	<b>143-121</b>	<b>631</b>	<b>9,691</b>	<b>15.4</b>	<b>87t</b>	<b>53</b>	<b>9</b>	<b>55</b>	<b>6.1</b>	<b>19</b>	<b>0</b>
<b>Playoffs</b>											
2012 Indianapolis.....	1-0	8	66	8.3	25	0	0	0	0.0	0	0
2013 Indianapolis.....	2-2	17	327	19.2	64t	2	0	0	0.0	0	0
2014 Indianapolis.....	3-3	11	211	19.2	36	0	1	1	1.0	1	0
2018 Indianapolis.....	2-2	9	145	16.1	38	1	0	0	0.0	0	0
2020 Indianapolis.....	1-1	2	32	16.0	23	0	0	0	0.0	0	0
<b>Totals .....</b>	<b>9-8</b>	<b>47</b>	<b>781</b>	<b>16.6</b>	<b>64t</b>	<b>3</b>	<b>1</b>	<b>1</b>	<b>1.0</b>	<b>1</b>	<b>0</b>

**SINGLE-GAME HIGHS**

**Receptions** – 11 vs. Jacksonville, 12/29/13

*Playoffs* - 13 vs. Kansas City, 1/4/14

**Receiving Yards** – 223 at Houston, 10/9/14

*Playoffs* - 224 vs. Kansas City, 1/4/14

**Long Reception** – 87t vs. New Orleans, 10/25/15

*Playoffs* - 64t vs. Kansas City, 1/4/14

**Rec. Touchdowns** – 3 at Houston, 11/3/13

*Playoffs* - 2 vs. Kansas City, 1/4/14

**HILTON'S 100-YARD RECEIVING GAMES**

(36 total - 33 regular; 3 post)

223..... at Houston, 10/9/14 (9 rec.)	140..... vs. Seattle, 10/6/13 (5 rec.)	110..... at Houston, 12/6/20 (8 rec.)
199..... at Houston, 12/9/18 (9 rec.)	138..... vs. N.Y. Giants, 12/23/18 (7 rec.)	107..... vs. Cincinnati, 10/19/14 (7 rec.)
177..... vs. San Francisco, 10/8/17 (7 rec.)	133..... at Tennessee, 10/23/16 (7 rec.)	105..... vs. Tennessee, 9/28/14 (6 rec.)
175..... at Houston, 11/5/17 (5 rec.)	132..... at Jacksonville, 12/13/15 (4 rec.)	105..... at Las Vegas, 12/24/16 (4 rec.)
174..... vs. LA Chargers, 9/25/16 (8 rec.)	130..... vs. LA Rams, 11/10/13 (7 rec.)	102..... vs. Miami, 11/4/12 (6 rec.)
171..... vs. Chicago, 10/9/16 (10 rec.)	125..... vs. Miami, 11/25/18 (7 rec.)	100..... at New England, 11/12/12 (6 rec.)
155..... vs. Jacksonville, 12/29/13 (11 rec.)	124..... vs. Miami, 9/15/13 (6 rec.)	100..... at Detroit, 12/2/12 (6 rec.)
155..... at Pittsburgh, 10/26/14 (6 rec.)	122..... vs. Jacksonville, 11/23/14 (4 rec.)	100..... at Baltimore, 12/23/17 (6 rec.)
155..... vs. Tennessee, 11/18/18 (9 rec.)	121..... at Houston, 11/3/13 (7 rec.)	
153..... vs. Cleveland, 9/24/17 (7 rec.)	115..... vs. Houston, 12/11/16 (9 rec.)	
150..... at Cleveland, 12/7/14 (10 rec.)	115..... vs. Houston, 9/30/18 (4 rec.)	<b>Playoffs (3)</b>
150..... vs. New Orleans, 10/25/15 (4 rec.)	113..... vs. Jacksonville, 9/23/12 (4 rec.)	224..... vs. Kansas City, 1/4/14 (13 rec.)
146..... at N.Y. Jets, 12/5/16 (9 rec.)	111..... vs. Houston, 12/30/12 (4 rec.)	103..... at New England, 1/11/14 (4 rec.)
		103..... vs. Cincinnati, 1/4/15 (6 rec.)

# BRETT MAHER

19 • Kicker

6-0 • 190 • 11/21/89

Nebraska • FA-22

NFL: 4th Year • Cowboys: 3rd Year

Games/Starts: 2021-8/0; Career-37/0

Postseason: 2021-0/0; Career-0/0



**PRO:** The Dallas Cowboys brought in a familiar face to provide training camp competition to Lirim Hajrullahu when they signed Brett Maher on Aug. 9. Maher, who kicked for Dallas from 2018-19, spent the 2021 season with the New Orleans Saints, where he made 16-of-18 field goal attempts for a career-high 88.9% field goal percentage. In two seasons with the Cowboys, Maher made 49-of-66 field goals (74.2%) and holds the club record for the longest made field goal, a 63-yarder against Philadelphia (10/20/19). Following his departure from Dallas toward the end of the 2019 season, Maher spent time with four other teams in 2020 - the N.Y. Jets, Washington, Houston and Arizona - before landing in New Orleans at the beginning of 2021. He was released two weeks into the season before signing to the Saints practice squad and being activated for the final eight games of the season.

## TRANSACTION SUMMARY:

<b>8/9/22</b>	Signed with Dallas as a free agent.
<b>2/22/22:</b>	Waived by New Orleans.
<b>8/10/21:</b>	Signed with New Orleans, released (8/21), signed to the Saints practice squad (11/16) and activated (11/19).
<b>1/5/21:</b>	Signed with Arizona as a Future and released (3/20).
<b>10/12/20:</b>	Signed to Houston's practice squad, waived (12/14) and signed to Arizona's practice squad (12/25).
<b>9/10/20:</b>	Signed to Washington's practice squad and waived (9/30).
<b>12/9/19:</b>	Waived by Dallas, signed with the N.Y. Jets as a Future (12/31) and released (8/31/20).
<b>4/4/18:</b>	Signed with Dallas.
<b>3/20/17:</b>	Signed with Cleveland and released (5/2).
<b>8/27/13:</b>	Waived by Dallas.
<b>5/12/13:</b>	Signed with the N.Y. Jets as a rookie free agent, released (7/23) and signed with Dallas (8/11).

## 2021 (Arizona/New Orleans):

- Signed a Futures contract with Arizona following the 2020 season and was released in March.
- Signed with the New Orleans Saints in the middle of training camp in 2021 before he was released.
- Signed to the Saints practice squad in mid-November and was activated for the final eight games of the season, where he made 16-of-18 field goal attempts for a career-best 88.9 field goal percentage. Also converted 10-of-12 PATs on the year.
- Knocked down all three field goal attempts at Tampa Bay (12/19) as he was the only person to score in the 9-0 win. Tied his season-long with a 42-yard field goal while two of his four kickoffs went for touchbacks.
- Registered a season-high four field goals on four attempts against Carolina (1/2/22), but missed his lone PAT try.

## 2020 (N.Y. Jets/Washington/Houston/Arizona):

- Signed a Futures contract with the N.Y. Jets following the 2019 season and was released following training camp.
- Spent the rest of the season on the practice squads of the Washington Commanders, Houston Texans and Arizona Cardinals.

## 2019 (Dallas):

- Played in 13 games, making 20-of-30 field goals (66.7%) and all 36 of his extra points, before he was released after the Week 14 game at Chicago. Had touchbacks on 55.4% of his kickoffs while allowing an average of 21.4 yards-per-return.
- Attempted and made a career-high five PATs while forcing a touchback on four-of-six kickoffs in the win against the N.Y. Giants (9/8).
- Went three-of-four on field goals at the N.Y. Jets (10/13) while tying his former record for the longest field goal in Cowboys history, a 62-yarder at the end of the first half.
- Named NFC Special Teams Player of the Week after connecting on a 63-yard field goal against Philadelphia (10/20) - longest in franchise history and tied for the third-longest in NFL history - to close out the first half. Became the first player in NFL history with three field goals from 60-plus yards and the first to make a 60-yard field goal in consecutive games. Was true on all three field goals and four PATs in the win.
- Was three-of-four on field goals at New England (11/24) for his ninth career game with at least three made field goals - good for fifth-most in team history - fourth such game of the season.

## 2018 (Dallas):

- Played in all 16 games and was true on 29-of-36 field goals (80.6), including a club-record 62-yarder, 32-of-33 PATs and had touchbacks on 67.5% of his kickoffs while allowing an average of 26.5 yards-per-return.
- Made his NFL debut in the opener at Carolina (9/9) and missed his first career field goal attempt (47 yards).
- Converted his first career field goals (37 and 29) and his first career PATs (two) in the home opener against the N.Y. Giants (9/16).
- Had his first make from 50 yards (50), along with a 35-yarder and his lone PAT try at Seattle (9/23).
- Earned NFC Special Teams Player of the Week against Detroit (9/30) after hitting all four field goals (32,43,22,38) with the 38-yarder coming as time expired to give Dallas the comeback win.
- Had his second game-winner of the season, hitting a 42-yarder with 0:00 on the clock at Atlanta (11/18).
- Hit a 62-yard field goal (tied for ninth-longest in NFL history) in the game against Philadelphia (12/9). Also had his first career special teams tackle (an assist).
- Named NFC Special Teams Player of the Week for his performance against Tampa Bay (12/23), drilling a 59-yarder (second in his career and team history), along with a 20-yarder and two PATs.

## 2017 (Cleveland):

- Was briefly with Cleveland but was released following the NFL Draft and spent the year out of football.

## 2016 (CFL):

- Made 41-of-50 field goal attempts and averaged 45.9 yards-per-punt for the Hamilton Tiger Cats.

## 2015 (CFL):

- Suffered a hip injury and missed all but four games for Ottawa in 2015.

## 2014 (CFL):

- Played in the preseason for the Winnipeg Blue Bombers but was released prior to the start of the season.
- Signed with Ottawa, and was named the CFL's Special Teams Player of the Week after going six-of-six on field goals.

## 2013 (N.Y. Jets/Dallas):

- Signed with the N.Y. Jets as an undrafted free agent but was released prior to the start of camp.
- Went to training camp with the Cowboys, was released and spent 2013 out of football.

**COLLEGE:**

- Finished his Nebraska career connecting on 39-of-50 field goals (78.0%) with 219 points, while booting 120 punts for a 43.2-yard average and dropping 43 inside the 20-yard line.
- As a senior in 2012 went 20-of-27 on field goals and punted 61 times for a 41.8-yard average with 18 inside the 20-yard line and a long of 69 yards.
- In 2011 became the first Big Ten specialist to be named the All-Conference kicker and punter in the same year since 2001, connecting on 19-of-23 field goals and averaging 44.5 yards-per-punt, the sixth-highest single-season average in school history.

**PERSONAL:**

- Earned first-team all-state honors at Kearney, Neb., High School, making eight-of-14 field goals and averaging 41.2 yards-per-punt as a senior, while also playing wide receiver and recording 775 receiving yards with 10 touchdowns.
- Majored in secondary education-mathematics at Nebraska.
- Has a wife, Jenna, and two daughters, Maela and Laekyn.

**COMMUNITY:**

- 2018-19 Dallas Cowboys U High School Camp.
- 2019 Dallas Cowboys Draft Day/Fan Appreciation Party.
- 2019 Celebrity Chef, Taste of the Cowboys Youth Cooking Challenge.
- Annual Team Holiday Hospital Visits.
- Kickoff Luncheon and Dallas Cowboys Family Cookbook benefiting Happy Hill Farm.
- Make-A-Wish Foundation of North Texas.
- Salvation Army Angel Tree Christmas Program.

**MAHER'S NFL TOTALS**

SCORING											
Year Team	GP-GS	FGM	FGA	Pct	Long	Blk	XP	XPA	Pct	Blk	Points
2018 Dallas .....	16-0	29	36	80.6	62	1	32	33	96.6	0	119
2019 Dallas .....	13-0	20	30	66.7	63	1	36	36	100.0	0	96
2021 New Orleans.....	8-0	16	18	88.9	42	0	10	12	83.3	0	58
<b>Totals .....</b>	<b>37-0</b>	<b>65</b>	<b>84</b>	<b>77.4</b>	<b>63</b>	<b>2</b>	<b>78</b>	<b>81</b>	<b>96.3</b>	<b>0</b>	<b>273</b>

**Playoffs**

2018 Dallas .....	2-0	1	2	50.0	39	2	5	5	100.0	0	8
-------------------	-----	---	---	------	----	---	---	---	-------	---	---

**FIELD GOAL ACCURACY**

Year Team	GP-GS	10-19	Pct	20-29	Pct	30-39	Pct	40-49	Pct	50+	Pct
2018 Dallas .....	16-0	0-0	0.0	10-10	100.0	6-8	75.0	7-11	63.6	6-7	85.7
2019 Dallas .....	13-0	0-0	0.0	9-9	100.0	6-8	75.0	1-5	20.0	4-8	50.0
2021 New Orleans.....	8-0	0-0	0.0	4-4	100.0	8-9	88.9	4-4	100.0	0-1	0.0
<b>Totals .....</b>	<b>37-0</b>	<b>0-0</b>	<b>0.0</b>	<b>23-23</b>	<b>100.0</b>	<b>20-25</b>	<b>80.0</b>	<b>12-20</b>	<b>60.0</b>	<b>10-16</b>	<b>62.5</b>

**Playoffs**

2018 Dallas .....	2-0	0-0	0.0	0-0	0.0	1-1	100.0	0-0	0.0	0-1	0.0
-------------------	-----	-----	-----	-----	-----	-----	-------	-----	-----	-----	-----

**SINGLE-GAME HIGHS**

**Long Field Goal** – 62 vs. Philadelphia, 12/9/18

**Field Goals Made** – 4 vs. Detroit, 9/30/18 and vs. Jacksonville, 10/14/18

**Field Goals Attempted** – 4 vs. Detroit, 9/30/16, vs. Jacksonville, 10/14/18 and vs. Philadelphia, 12/9/18

**PATs Made** – 4 vs. Jacksonville, 10/14/18 and vs. Washington, 11/22/18



**PRO:** The Dallas Cowboys signed cornerback Trayvon Mullen in December of 2022 after injuries plagued their secondary depth, adding a young player with length, speed and the traits necessary to be a good cover corner in the NFL. Mullen, originally a second round draft pick (40th overall) by Las Vegas in 2019, has played in 45 career games with the Raiders and Cardinals, registering 140 tackles, 29 pass breakups, four interceptions and one forced fumble.

#### TRANSACTION SUMMARY:

**12/14/22:** Claimed off waivers by Dallas.  
**12/13/22:** Released by Arizona.  
**8/30/22:** Traded from Las Vegas to Arizona.  
**4/26/19:** Drafted in the second round (40th overall) by Las Vegas.

#### 2022 (Las Vegas/Arizona):

- Went to training camp with the Raiders and was traded to Arizona prior to the start of the regular season. Played in eight games with Arizona, registering 12 tackles, one pass breakup and one forced fumble before his release in mid December.

#### 2021 (Las Vegas):

- Missed a large chunk of the season due to a foot injury, but started all five games he played and recorded 19 tackles, one interception and four pass breakups.
- Tied for third on the team with six tackles and added two breakups along with his lone interception on the year at Pittsburgh (9/19).

#### 2020 (Las Vegas):

- Started all 16 games for the first time in his career, totaling 61 tackles, two interceptions and 14 pass breakups. His 14 pass breakups are tied for 10th-most in a single-season in Raiders history.
- Finished with six tackles, one sack, two passes defended and his second-career interception, picking off Patrick Mahomes in the end zone against Kansas City (11/22).
- Tied a career high with eight tackles, adding one pass defended against the LA Chargers (12/17).

#### 2019 (Las Vegas):

- Started 10-of-16 games and tallied 48 tackles, one interception and 10 breakups - the most by a Raiders rookie since Charles Woodson recorded 22 breakups in his 1998 rookie campaign.
- Made his NFL debut against Denver (9/9), recorded a tackle.
- Started the first game of his career at Houston (10/27), recording four tackles and one breakup.
- Nabbed his first career interception and finished second on the team with five tackles, adding two pass breakups against Cincinnati (11/17).

#### COLLEGE:

- Three-year starter at Clemson who appeared in 41 games with 26 starts during his career from 2016-18, earning second-team All-ACC honors in 2018 and an All-ACC Honorable Mention in 2017 while tallying 93 tackles, 4.5 tackles for loss, two sacks, four interceptions, 12 passes defended and one forced fumble.
- Earned College Football Playoff National Championship Defensive MVP honors in 2018, capping a season in which he started in 14 contests and totaled 37 tackles, four for loss, two sacks, four passes defended and one pick.
- In 2017 earned his first-team All-ACC Honorable Mention after posting 42 tackles, three interceptions and seven passes defended.
- Appeared in 13 contests as a rotational player on defense and special teams in 2016, posting 15 tackles on defense while adding three stops on special teams.

#### PERSONAL:

- Attended Coconut Creek, Fla., High School where he was rated the No. 18 overall prospect nationally by ESPN as a wide receiver and defensive back. Finished his senior season with 45 receptions for 800 yards (17.8 avg.).
- His cousin, Lamar Jackson, is the starting quarterback for the Baltimore Ravens.
- Majored in sports communication at Clemson.

#### MULLEN'S NFL TOTALS

		DEFENSE								INTERCEPTIONS					FUMBLES REC				
Year Team	GP-GS	ST	AT	TT	Sks-Yds	Tkl/Ls	QB Prs	PBU	FF	No	Yds	Avg	Lg	TD	No	Yds	Avg	Lg	TD
2019 Las Vegas	16-10	40	8	– 48	0.0(0)	0(0)	0	10	0	1	0	0.0	0	0	0	0	0.0	0	0
2020 Las Vegas	16-16	54	7	– 61	0.0(0)	0(0)	0	14	0	2	0	0.0	0	0	0	0	0.0	0	0
2021 Las Vegas	5-5	16	3	– 19	0.0(0)	0(0)	0	4	0	1	18	18.0	18	0	0	0	0.0	0	0
2022 Arizona	8-0	9	3	– 12	0.0(0)	0(0)	1	1	1	0	0	0.0	0	0	0	0	0.0	0	0
Totals	45-31	119	21	– 140	0.0(0)	0(0)	1	29	1	4	18	4.5	18	0	0	0	0.0	0	0





**PRO:** The Dallas Cowboys signed Matt Overton in October of 2022 after veteran long snapper Jake McQuaide suffered a season-ending triceps injury. Overton comes to Dallas with 126 games of experience and 21 total special teams tackles across four NFL teams in his nine-year career. He will offer a seasoned presence to help stabilize a very accomplished special teams unit.

#### **TRANSACTION SUMMARY:**

- 10/5/22** : Signed to Dallas' practice squad as a free agent.
- 8/16/21:** Signed with the LA Chargers.
- 10/12/20:** Signed to Tennessee's practice squad then signed to the active roster (11/28).
- 9/1/19 :** Released by Jacksonville and signed with the LA Chargers (11/15), then released (11/18).
- 10/12/18:** Re-signed with Jacksonville.
- 5/1/17:** Released by Indianapolis and signed with Jacksonville (8/3).
- 3/3/15 :** Signed a contract extension with Indianapolis.
- 4/2/12 :** Signed with Indianapolis.
- 2/10/10:** Signed with Seattle, waived (3/15), re-signed (4/28) and waived (8/4).

#### **2021 (LA Chargers):**

- Signed with the LA Chargers and handled the snapping duties in all 17 regular season games and added two special teams tackles.

#### **2020 (Tennessee):**

- Handled all snapping duties for Tennessee over the final nine games of the regular season after signing to the Titans practice squad prior to Week 5.
- In Tennessee's Wild Card Round game against Baltimore (1/10/21), provided reliable snaps to punter Brett Kern who pinned four of his five punts inside the Ravens 20-yard line.

#### **2019 (Jacksonville/LA Chargers):**

- Released by Jacksonville during final roster cuts (9/1) after two seasons with the Jaguars.
- Signed to the Chargers in Week 11 but did not appear in any games before his release (11/18).

#### **2018 (Jacksonville):**

- Snapped cleanly on all opportunities for each of the Jaguars' final 11 games in 2018 while also adding a special teams tackle after re-signing with the team in October.

#### **2017 (Jacksonville):**

- Released by Indianapolis in May (5/1).
- Signed with Jacksonville after the start of training camp, ultimately appearing in nine contests for the eventual AFC South Division-champion Jaguars.
- Was injured in Jacksonville's Week 10 game against the Chargers (11/12), subsequently being placed on Reserve/Injured.

#### **2016 (Indianapolis):**

- Appeared in all 16 games for Indianapolis with one special teams tackle, reaching 80-straight games played for the Colts.

#### **2015 (Indianapolis):**

- Snapped in all 16 games for the fourth-straight season and aided Adam Vinatieri to record his 18th career 100-point season, while also becoming the third player in NFL history to convert 500 field goals, and contributed four stops on special teams.

#### **2014 (Indianapolis):**

- Handled snapping duties in all 16 regular season games, as well as Indianapolis' three postseason contests, and had three special teams tackles as the Colts won the AFC South Division.
- Helped punter Pat McAfee and kicker Adam Vinatieri both earn AP NFL All-Pro honors and Pro Bowl recognition.

#### **2013 (Indianapolis):**

- Named to his first Pro Bowl after providing reliable snaps in all 16 regular season games, plus two postseason outings, for the division-champion Colts. Added four special teams tackles during the regular season and two during the postseason.

#### **2012 (Indianapolis):**

- In his first NFL season, snapped in all 16 regular season games for the Colts, as well as Indianapolis' playoff game, registering a career-high six stops in punt coverage on the season.

#### **2011:**

- Out of football.

#### **2010 (UFL):**

- Played for the Omaha Nighthawks of the United Football League and was named to the UFL's top-10 players list in 2010.

#### **2009 (UFL):**

- Handled snapping responsibility on the 6-0 Florida Tuskers, helping the club reach the UFL Championship Game.

#### **COLLEGE:**

- Played two seasons at Western Washington (2005-06) after transferring from Diablo Valley College (2003-04).
- Named a team captain in his final season with Western Washington, handling snapping responsibilities and playing as a reserve along the defensive line.

#### **PERSONAL:**

- Attended Tracy (Calif.) High School and earned honorable mention San Joaquin Athletic Association All-Star honors as a senior.



**PRO:** The Dallas Cowboys signed veteran offensive lineman Jason Peters to the practice squad prior to the first week of the regular season in 2022. Peters, an experienced and savvy veteran of 18 NFL seasons, is a versatile lineman who can play multiple places up front for the Cowboys. He was originally signed as a rookie free agent by the Buffalo Bills following the 2004 NFL Draft, converting from a collegiate tight end to the offensive line in his first training camp - a move that paid huge dividends for Peters' career, as he registered 218 starts and 228 games played on the way to nine career Pro Bowl selections and two first-team All-Pro nods before arriving in Dallas.

#### TRANSACTION SUMMARY:

**9/5/22:** Signed to Dallas' practice squad and activated (9/26).  
**8/16/21:** Signed a one-year contract with Chicago.  
**7/14/20:** Signed a one-year contract with Philadelphia.  
**3/11/19:** Signed a one-year contract extension with Philadelphia.  
**2/26/14:** Signed a five-year contract extension with Philadelphia.  
**8/27/12:** Placed on Reserve/NFI with an Achilles injury  
**4/17/09:** Traded from Buffalo to Philadelphia and signed a four-year extension with Philadelphia.  
**5/10/06:** Re-signed with Buffalo.  
**11/13/04:** Signed to Buffalo's active roster.  
**4/30/04:** Signed with Buffalo as a rookie free agent, released (8/31) and signed to Buffalo's practice squad (9/7).

#### 2021 (Chicago):

- Started at left tackle for 13 consecutive games before sitting out Weeks 15 and 16 due to an ankle injury, playing 15 games total on the year.
- Opened rushing lanes for the Bears runners to accumulate 188 yards against Detroit (10/3) and for Bears rookie quarterback Justin Fields to rush for 103 yards on Halloween against San Francisco (10/31).
- Helped pave way for the Bears to record a season-high 414 total net yards on offense (136 rush, 278 pass) at Pittsburgh (11/8).

#### 2020 (Philadelphia):

- Re-signed with the Eagles and started all eight games he played for Philadelphia - six at left tackle and two at right guard - before missing the remaining eight games with a toe injury.
- Paved the way for Eagles rushers to pick up 194 yards on the ground against Baltimore (10/18).

#### 2019 (Philadelphia):

- Started all 13 games he played at left tackle, allowing only two sacks on the year and helping the offense to almost 6,000 yards (5,772) on the season.
- Started the Eagles lone playoff game at left tackle.

#### 2018 (Philadelphia):

- Started all 16 games at left tackle and gave up only 3.0 sacks on the season.
- Started both playoff games at left tackle.

#### 2017 (Philadelphia):

- Started seven games for the Eagles before a knee injury forced him to the Reserve/Injured list in October, causing him to miss the remainder of the season and the Eagles Super Bowl victory.

#### 2016 (Philadelphia):

- Started all 16 games and allowed only 2.0 sacks at the left tackle position, earning the ninth Pro Bowl selection of his career and his seventh as an Eagle - the second-most Pro nods in Eagles history behind Chuck Bednarik (eight).

#### 2015 (Philadelphia):

- Earned his eighth career Pro Bowl after starting all 14 games played.

#### 2014 (Philadelphia):

- Started all 16 games at left tackle on the way to his seventh Pro Bowl selection.

#### 2013 (Philadelphia):

- Earned first-team All-Pro honors and his sixth Pro Bowl nod after starting all 16 games at left tackle and helping pave the way for the NFL's leading rusher, LeSean McCoy, who finished with a franchise-best 1,607 rushing yards.
- Also helped the Eagles offense establish a franchise record with 6,676 total yards and record the second-most points in team history (442).

#### 2012 (Philadelphia):

- Suffered an Achilles injury in March and missed the entire season.

#### 2011 (Philadelphia):

- Started all 14 games at left tackle and earned first-team All-Pro honors - the first of his career - and his fifth Pro Bowl selection.
- Joined Frank "Bucko" Kilroy (1953-55) as the only Eagles offensive linemen to earn a Pro Bowl selection in three consecutive years.

#### 2010 (Philadelphia):

- Started 13 games at left tackle and allowed only 2.0 sacks to earn his fourth career Pro Bowl nod.

#### 2009 (Philadelphia):

- Traded from Buffalo to Philadelphia in the offseason and signed a four-year contract extension with the Eagles, starting 15 games at left tackle to earn his third career Pro Bowl berth and first as an Eagle.

#### 2008 (Buffalo):

- Started all 13 games at left tackle for Buffalo, earning his second Pro Bowl berth for his performance.

#### 2007 (Buffalo):

- Earned his first career Pro Bowl nod after starting 15 games at left tackle for the Bills and paving the way for MarShawn Lynch and Buffalo's rushing attack to accumulate 1,800 yards on the ground.

#### 2006 (Buffalo):

- Started all 16 games for Buffalo with nine at left tackle and seven at right tackle.

#### 2005 (Buffalo):

- Started 10 of the 16 games he played for the Bills, with nine starts at right tackle and one start at tight end.
- Started the first game of his career on the offensive line at New England (10/30), getting the nod at right tackle and starting there for the remaining eight games of the season.
- Played as a reserve in the season-opening win against Houston (9/11) and caught a touchdown pass from J.P. Losman - the first touchdown throw of Losman's career.

#### 2004 (Buffalo):

- Signed with Buffalo as an undrafted free agent out of Arkansas, making the team out of training camp and playing in five games with one start at tight end in his rookie season.
- Saw his first career game action at New England (11/14), playing as a reserve.
- Started the first game of his career at Cincinnati (12/19), earning the start as a tight end. Also blocked a Bengals punt and recovered it in the end zone for his first career touchdown.

#### COLLEGE:

- Played in 36 games over three seasons at Arkansas, playing as a tight end and catching 28 passes for 300 yards and four touchdowns.
- Earned All-SEC second team honors after starting every game at tight end and ranking third on the team with 21 receptions for 218 yards and four touchdowns as a junior in 2003.
- Played in 13 games with 12 starts as a tight end in 2002.
- In 2001 played in 10 games with three starts, beginning the year as a reserve defensive end and tackle before moving to tight end midway through the season.
- Redshirted in 2000, spending the season as a scout team defensive lineman.

#### PERSONAL:

- Starred at both football and basketball at Queen City, Texas, High School.

---

### PETERS' NFL TOTALS

---

**GAMES/STARTS (regular season, playoffs):** 2004 (5/1-Buf); 2005 (16/10-Buf); 2006 (16/16-Buf); 2007 (15/15-Buf); 2008 (13/13-Buf); 2009 (15/15, 1/1-Phi); 2010 (13/13, 1/1-Phi); 2011 (14/14-Phi); 2012 (0/0-Phi); 2013 (16/16, 1/1-Phi); 2014 (16/16-Phi); 2015 (14/14-Phi); 2016 (16/16-Phi); 2017 (7/7-Phi); 2018 (16/16, 2/2-Phi); 2019 (13/13, 1/1-Phi); 2020 (8/8-Phi); 2021 (15/15-Chi). **Totals (228/218, 6/6).**



#### TRANSACTION SUMMARY:

**7/28/22:** Signed with Dallas as a free agent.

#### 2022 (USFL):

- Earned USFL Most Valuable Player honors in the inaugural season of the league's re-launch, leading the New Jersey Generals and the league in receiving yards (540) and yards after the catch (316) on 44 receptions with four receiving scores. Added a punt return for a touchdown and a league-best 15.3 yards-per-return.

#### 2021 (ELF/TSL/FCF):

- Joined the Glacier Boyz of the Fan Controlled Football League (FCF) for the inaugural 2021 season and finished with 13 receptions for 223 yards and four touchdowns over the six game season.
- Signed with the Sea Lions of The Spring League (TSL), appearing in six games and tying for second in the league with three touchdowns.
- Signed with the Panthers Wrocław of the European League of Football (ELF) in August of 2021, joining the squad midway through the season but finishing the regular season with 702 all-purpose yards and six touchdowns. The Panthers re-signed him for the 2022 season, but Turpin opted to play for the USFL.

#### 2020 (IFL):

- After going undrafted in the 2019 NFL Draft, he signed with the Frisco Fighters of the Indoor Football League (IFL) in 2020, but did not play a game with the team as the season was canceled because of COVID-19.

#### COLLEGE:

- Was dismissed from the TCU football team in October 2018 after playing in seven games and recording 410 receiving yards and 487 return yards.
- Played in all 14 games with three starts in 2017 and was named first-team All-Big 12 as an all-purpose player, finishing the year with 41 catches for 394 receiving yards, 86 rushing yards and 722 return yards for a total of 1,202 all-purpose yards. Also became the only player in the nation in 2017 with a touchdown by passing, rushing, receiving, punt return and kick return in the same season.
- Played in eight games with two starts in 2016, finishing the season with 986 all-purpose yards and 123.2 all purpose yards-per-game to lead the team. Was named honorable-mention Big 12 Special Teams Player of the Year, recording 17 kick returns for 482 yards (28.4) and had 10 punt returns for 125 yards (12.5).
- In 2015 as a freshman, saw action in all 13 games with five starts, earning honorable mention All-Big 12 honors as a return specialist after recording 17 punt returns for 181 yards with a score and 27 kick returns for a 27.0-yard average. Added 45 catches for 649 yards and eight scoring grabs, while tallying 20 carries for 116 yards.

#### PERSONAL:

- All-state and first-team All-Northeast Louisiana as a senior at Neville High School in Monroe, La., totaling 1,928 all-purpose yards - 904 rushing and 724 receiving - and 29 touchdowns.