



VS



GAME 8

OCTOBER 31, 2021 | NOON | SOLDIER FIELD



2021 PRESEASON

SAT	AUG 14	DOLPHINS	W, 20-13	FOX
SAT	AUG 21	BILLS	L, 15-41	FOX
Sat	Aug 28	at Tennessee	W, 27-24	FOX

2021 REGULAR SEASON (3-4)

Sun	Sep 12	at Los Angeles Rams	L, 14-34	NBC
SUN	SEP 19	BENGALS	W, 20-17	FOX
Sun	Sep 26	at Cleveland	L, 6-26	FOX
SUN	OCT 3	LIONS	W, 24-14	FOX
Sun	Oct 10	at Las Vegas	W, 20-9	CBS
SUN	OCT 17	PACKERS	L, 14-24	FOX
Sun	Oct 24	at Tampa Bay	L, 3-38	CBS
SUN	OCT 31	49ERS	NOON*	FOX
Mon	Nov 8	at Pittsburgh	7:15pm	ESPN
Sun	Nov 14	Bye		
SUN	NOV 21	RAVENS	NOON*	CBS
Thu	Nov 25	at Detroit	11:30am	FOX
SUN	DEC 5	CARDINALS	NOON*	FOX
Sun	Dec 12	at Green Bay	7:20pm*	NBC
MON	DEC 20	VIKINGS	7:15PM	ESPN
Sun	Dec 26	at Seattle	3:05pm*	FOX
SUN	JAN 2	GIANTS	NOON*	CBS
Sun	Jan 9	at Minnesota	Noon*	FOX

All games Central Time, **HOME GAMES IN CAPS**

* Game time subject to flexible scheduling

** NFLN & Amazon simulcast subject to change



49ERS vs BEARS

WEEK 8 | OCTOBER 31, 2021 | NOON | SOLDIER FIELD



THE BROADCASTS

TV: FOX

Adam Amin (play-by-play)

Greg Olsen (analyst)

Pam Oliver (sideline reporter)



RADIO: WBBM Newsradio 780AM, 105.9 FM

Jeff Joniak (play-by-play)

Tom Thayer (analyst)

Mark Grote (sideline)



SPANISH RADIO: TUDN 1200 AM and

Latino Mix 93.5 FM

Omar Ramos (play-by-play)

Miguel Esparza (analyst)



NATIONAL RADIO: ESPN RADIO

Marc Kestecher (play-by-play)

Tom Waddle (analyst)

Ian Fitzsimmons (sideline)



TEAM COMPARISON



Record 3-4 (3rd NFCN)

Pts/Gm 14.4

Rush Yds/Gm 131.0

Pass Yds/Gm 124.4

Total Off/Gm 286.1

Total Def/Gm 365.0



Record 2-4 (3rd NFCW)

Pts/Gm 22.5

Rush Yds/Gm 120.2

Pass Yds/Gm 233.3

Total Off/Gm 363.5

Total Def/Gm 340.2

INDIVIDUAL LEADERS

PASSING

#1 Justin Fields

75-131, 816 yds

2 TD, 6 INT, 116.6 ypg

RUSHING

#24 Khalil Herbert*

55-272 yds, 1 TD, 90.6 ypg

RECEIVING

#11 Darnell Mooney

27-345 yds, 1 TD, 49.3 ypg

DEFENSE

#58 Roquan Smith

75 tkls, 2.0 sks, 1 INT, 1 TD

*last 3 games

PASSING

#10 Jimmy Garoppolo

94-145, 1,106 yds

6 TD, 4 INT, 226.4 ypg

RUSHING

#25 Elijah Mitchell

63-296 yds, 2 TD, 74.0 ypg

RECEIVING

#19 Deebo Samuel

38-648 yds, 4 TD, 108.0 ypg

DEFENSE

#97 Nick Bosa

19 tkls, 5.0 sks, 8 TFL, 1 FF

BEARS MEDIA WEBSITE

The Bears media web site can be found at www.NFLOMG.com where you can find our daily schedule, updated bios, game releases, media guides, updated records, press conferences, flip cards, injury reports, notes, quotes and more. If you do not have an NFLOMG account and would like one, please email Adam Widman at adam.widman@bears.nfl.net.

FIRST AND 10

- The Bears and 49ers are meeting for the 68th time (SF leads 34-32-1) and for the first time since 2018, a 14-9 Bears win at Levi's Stadium in Santa Clara, Calif. in Week 16. The 49ers are making their first trip to Soldier Field since the 2017 season.
- The two teams have split the last six games since the 2012 season, with Chicago winning six of the last 10 overall.
- The Bears are tied for first in the NFL with 21 sacks on the season. After posting just one in the opener at the Rams, they have recorded 20 over the past six weeks.
- LBs KHALIL MACK** and **ROBERT QUINN** both rank among the Top 12 in the NFL with 6.0 and 5.5 sacks, respectively.
- LB ROQUAN SMITH** leads the team and ranks third in the NFL with 75 total tackles.
- Offensively, the Bears rank third in the NFC with 131.0 rushing yards per game. Over the past four weeks, the Bears have run the ball 131 times, the second most in the NFL, while their 614 yards since Week 4 are the third most in the NFL.
- Rookie **RB KHALIL HERBERT** recorded his first-career 100-yard rushing game at Tampa in Week 7. Over the past three games he has rushed 55 times for 272 yards (90.6 ypg), the third most rushing yards among NFL RBs since Week 5.
- WR DARNELL MOONEY** leads the team with 27 catches and 345 yards and a TD on the season. In Week 4 vs. the Lions, Mooney set career highs with 125 yards receiving, including a career-long 64-yard reception from Justin Fields.
- WR ALLEN ROBINSON II** has recorded at least one catch in all 95 career games, the second-longest active streak in the NFL behind DeAndre Hopkins (133).
- K CAIRO SANTOS** currently has a streak of 35 consecutive field goals made during the regular season, a Bears record, and the longest active streak in the NFL.


2021 SCHEDULE/RESULTS

Day	Date	Opponent	Time/Result	TV
Sun.	Sept. 12	at Los Angeles Rams L, 14-34	NBC
SUN.	SEPT. 19	CINCINNATI BENGALS W, 20-17	FOX
Sun.	Sept. 26	at Cleveland Browns L, 6-26	FOX
SUN.	OCT. 3	DETROIT LIONS W, 24-14	FOX
Sun.	Oct. 10	at Las Vegas Raiders W, 20-9	CBS
SUN.	OCT. 17	GREEN BAY PACKERS L, 14-24	FOX
Sun.	Oct. 24	at Tampa Bay Buccaneers L, 3-38	CBS
SUN.	OCT. 31	SAN FRANCISCO 49ERS NOON*	FOX
Mon.	Nov. 8	at Pittsburgh Steelers 7:15 pm	ESPN
		BYE WEEK		
SUN.	NOV. 21	BALTIMORE RAVENS NOON*	CBS
Thur.	Nov. 25	at Detroit Lions 11:30 am	FOX
SUN.	DEC. 5	ARIZONA CARDINALS NOON*	FOX
Sun.	Dec. 12	at Green Bay Packers 7:20 pm*	NBC
MON.	DEC. 20	MINNESOTA VIKINGS 7:15 PM*	ESPN
Sun.	Dec. 26	at Seattle Seahawks 3:05 pm*	FOX
SUN.	JAN. 2	NEW YORK GIANTS NOON*	CBS
Sun.	Jan. 9	at Minnesota Vikings Noon*	FOX

All times Central

*Game subject to flexible scheduling

THE COACHES



Matt Nagy..... Coach Kyle Shanahan
 Delaware..... **Alma Mater** Texas
 31-24 (4th) **Record with Team** (5th) 31-39
 31-24 (4th) **Career Record** (5th) 31-39
 0-2 **Career Playoff Record** 2-1
 1-0 **Career Record vs. Opponent** 1-1
 1-0 **Career Record vs. Coach** 0-1

BEARS FOOTBALL STAFF

Head Coach: Matt Nagy (named Jan. 8, 2018)
Record at Chicago: 31-24 (4th Season)
Career Record: 31-24 (4th Season)
Career Postseason Record: 0-2

Sean Desai Defensive Coordinator
 Bill Lazor Offensive Coordinator
 Chris Tabor Special Teams Coordinator
 Mike Adams Assistant Defensive Backs
 Clancy Barone Tight Ends
 Henry Burris Offensive Quality Control
 Juan Castillo Offensive Line
 John DeFilippo Pass Game Coordinator/Quarterbacks
 Mike Furrey Wide Receivers
 Brian Ginn Assistant Special Teams
 Tom Herman Offensive Analyst/Special Projects
 Chris Jackson Assistant Wide Receivers
 Bill McGovern Inside Linebackers
 Mike Pettine Senior Defensive Assistant
 Michael Pitre Running Backs
 Donovan Raiola Offensive Line Assistant
 Chris Rumph Defensive Line
 Bill Shuey Outside Linebackers
 Mike Snyder Offensive QC/Assistant QBs
 Shane Toub Defensive Quality Control
 Deshea Townsend Secondary
 Ronell Williams Defensive Quality Control
 Jason Loscalzo Head Strength Coach
 Anthony Hibbert Assistant Strength Coach
 Casey Kramer Assistant Strength Coach

BEARS COMMUNICATIONS STAFF

VP of Communications: Brandon Faber
Director of Football Communications: Adam Widman
Football Communications Coordinator: Aaron Clark
Football Communications Assistant: Ben Schmitz
Director of Corporate Communications: Meghan Bower
Football Communications Seasonal: Ali Sayers
SVP Marketing & Communications: Scott Hagel
Email: First Name.Last Name@Bears.NFL.Net
Address: Halas Hall
 1920 Football Drive
 Lake Forest, IL 60045

LATEST TRANSACTIONS

PLAYER	DATE	TRANSACTION
Caleb Johnson	10/24/2021	reserve/COVID-19
Elijah Wilkinson	10/24/2021	reserve/COVID-19
Damien Williams	10/23/2021	reinstated/COVID-19
Jimmy Graham	10/22/2021	reserve/COVID-19
Robert Quinn	10/19/2021	reserve/COVID-19
Chris Thompson	10/19/2021	pract. squad add
Artavis Pierce	10/18/2021	pract. squad add
Dieter Eiselen	10/18/2021	pract. squad add
Damien Williams	10/14/2021	reserve/COVID
Ledarius Mack	10/13/2021	pract. squad add
Dareuan Parker	10/13/2021	pract. squad add
Ryan Nall	10/13/2021	active/prac. squad
Rashad Smith	10/12/2021	pract. squad add
Sam Kamara	10/12/2021	active/prac. squad
Ryan Nall	10/11/2021	pract. squad add
Ryan Nall	10/9/2021	active/prac. squad
Alex Taylor	10/7/2021	pract. squad cut
Nsimba Webster	10/7/2021	pract. squad add
Rashad Smith	10/5/2021	pract. squad cut
Nsimba Webster	10/5/2021	cut
Jakeem Grant	10/5/2021	traded from MIA
Artavis Pierce	10/5/2021	pract. squad add
Margus Hunt	9/27/2021	pract. squad add
Margus Hunt	9/25/2021	active/prac. squad
Rashad Smith	9/23/2021	pract. squad add
Alex Taylor	9/20/2021	pract. squad add
Margus Hunt	9/20/2021	pract. squad add
Mario Edwards Jr.	9/20/2021	suspension lifted
Damion Square	9/14/2021	pract. squad cut
Damion Square	9/11/2021	active/prac. squad
Josh Woods	9/11/2021	active/prac. squad
Artavis Pierce	9/8/2021	pract. squad cut
Margus Hunt	9/8/2021	pract. squad add
Damion Square	9/8/2021	pract. squad add
Josh Woods	9/8/2021	pract. squad add
Auzoyah Alufohai	9/8/2021	pract. squad cut
Tyrone Wheatley Jr.	9/6/2021	pract. squad add
Josh Woods	9/6/2021	cut
Breshad Perriman	9/6/2021	signed
Tyrone Wheatley Jr.	9/6/2021	pract. squad add
Rodney Adams	9/2/2021	pract. squad add
Marqui Christian	9/2/2021	re-signed
Artie Burns	9/2/2021	re-signed
Isaiah Coulter	9/1/2021	pract. squad add
Jon'Vea Johnson	9/1/2021	pract. squad add
Dieter Eiselen	9/1/2021	pract. squad add
Arlington Hambricht	9/1/2021	pract. squad add
Auzoyah Alufohai	9/1/2021	pract. squad add
Charles Snowden	9/1/2021	pract. squad add
Sam Kamara	9/1/2021	pract. squad add
Thomas Graham Jr.	9/1/2021	pract. squad add
Teez Tabor	9/1/2021	pract. squad add
Brian Johnson	9/1/2021	pract. squad add
Nsimba Webster	9/1/2021	acquired from waiver
Rodney Adams	9/1/2021	cut
Jordan Lucas	9/1/2021	cut
Dazz Newsome	9/1/2021	pract. squad add
Ryan Nall	9/1/2021	pract. squad add
Artavis Pierce	9/1/2021	pract. squad add
Tarik Cohen	8/31/2021	Placed on PUP
Desmond Trufant	8/31/2021	cut
Artie Burns	8/31/2021	cut

TEAM COMPARISON		
CATEGORY	BEARS	49ERS
Total Games.....	7	6
Total Drives.....	70	67
Total Drives per Game.....	10.0	11.2
First downs.....	123	125
Rushing 1st downs.....	54	41
Passing 1st downs.....	56	69
1st downs from penalties.....	13	15
3rd down eff. (Made-Att-Pct).....	25-80-31%	22-70-31%
4th down eff. (Made-Att-Pct).....	2-10-20%	5-10-50%
Total Net Yards.....	1,788	2,121
Avg. Yards per Game.....	255.4	353.5
Total Plays.....	411	372
Yards per play.....	4.4	5.7
Net Yards Rushing.....	917	721
Rush Attempts.....	204	168
Yards per rush.....	4.50	4.29
Net Yards Passing.....	871	1400
Sacks-Yards lost.....	26-215	11-60
Gross Yards.....	1086	1460
Comp-Att-Pct.....	112-181-62%	119-193-62%
Yards per pass.....	4.81	7.25
Interceptions thrown.....	7	5
Punts (Num-Yds).....	28-1316	23-1067
Punts blocked.....	0	0
Net Punting Avg Yds.....	42.9	39.7
Gross Punting Avg Yds.....	47.0	46.4
Total Return Yds (no Kickoffs).....	137	152
Punt Returns (Num-Yds).....	10-75	14-113
Kickoff Returns (Num-Yds).....	17-423	17-354
Int. Returns (Num-Yds).....	4-62	1-39
Penalties-Yards.....	42-366	38-485
Turnovers.....	10	11
Fumbles lost.....	3	6
Interceptions thrown.....	7	5
Total Net Yards.....	1,788	2,121
Touchdowns.....	11	17
Rushing.....	7	7
Passing.....	3	9
Interceptions.....	1	1
Kickoff Returns.....	0	0
Fumble Returns.....	0	0
Punt Returns.....	0	0
Defensive/Special Teams TDs.....	1	1
Extra Points (Made-Att).....	11-11	14-17
Kicking (Made-Att).....	11-11	13-15
2Pt Conversions (Made-Att).....	0-0	1-2
Safeties.....	0	0
Kickoffs (Num-EZ-TB).....	26-23-15	28-20-18
Field Goals (Made-Att).....	8-8	6-8
FGs Blocked - PATs Blocked.....	0-0	0-0
Goal to Go (Made-Att-Pct).....	8-11-73%	7-8-88%
Red Zone (Made-Att-Pct).....	10-17-59%	12-14-86%

BEARS TOP PERFORMERS ALL-TIME VS. 49ERS

Top Team Performances vs. 49ers

Offense:


Total Net Yards:	584 (12/12/65)
Net Passing Yards:	401 (12/12/65)
Net Rushing yards:	308 (10/14/56)
Rushing TDs:	5 (2 times, 12/12/65)
Receiving TDs:	4 (3 times, 9/14/14)
Points Scored:	61 (12/12/65)
Largest Margin of Victory:	41 (12/12/65)
First Downs:	29 (10/28/01)
3rd Down Conversions:	8 (11/12/09)
4th Down Conversions:	2 (10/28/01)
Rushing Attempts:	62 (11/19/50)
Fewest Rushing Attempts:	15 (11/1/53)
Passing Attempts:	52 (11/12/09)
Fewest Passing Attempts:	9 (10/16/60)
Completions:	31 (12/6/69)
Fewest Offensive Penalties:	1 (12/24/89)
Time of Possession (since 1981):	37:24 (12/6/15)

Defense:

Fewest Net Yards Allowed:	132 (10/22/61)
Fewest Pass Yds Allowed:	6 (12/4/16)
Fewest Rush Yds Allowed:	47 (11/8/70)
Fewest Pts Allowed:	0 (5 times, 12/17/00)
Sacks:	7 (2 times, 10/13/85)
Passes Defensed:	10 (10/31/04)
Interceptions:	5 (11/15/59)
Turnovers:	7 (10/21/51)
Opp. Penalties:	16 (9/14/14)

Special Teams:

Punt Returns:	7 (10/17/54)
Punt Return Yards:	134 (12/12/65)
Kick Returns:	9 (2 times, 9/7/03)
Kick Return Yards:	226 (11/19/61)
PR Touchdowns:	1 (3 times, 12/3/17)
KR Touchdowns:	1 (12/3/67)
Field Goals Made:	4 (10/13/85)
Field Goal Long:	52 (10/31/04)
Punts:	9 (12/17/00)
Punts In20:	3 (2 times, 12/6/16)



Did you know: On Dec. 3, 1967, former Bears running back Gale Sayers scored on both a punt return touchdown and a kick return touchdown. Sayers is the only player in Bears history to achieve both in a single game versus the 49ers.

Top Individual Performances vs. 49ers

Offense:

Net Passing Yds:	356 (B. Wade, 10/14/62)
Pass Attempts:	52 (V. Carter, 11/12/69)
Completion Pct:	80.6 (S. Matthews, 10/28/01)
QBR:	137.4 (R. Grossman, 10/29/06)
Receiving Yards:	136 (W. Davis, 12/23/91)
Receptions:	10 (D. Gordon & B. Wallace, 12/6/69)
Receptions by a RB:	8 (M. Forte, 11/12/09)
Receiving Yards by a RB:	120 (M. Forte, 11/12/09)
Rush Yards:	181 (W. Galimore, 9/16/62)
Rush Attempts:	32 (J. Howard, 12/4/16)
Rush TDs:	4 (G. Sayers, 12/12/65)
Receiving TDs:	3 (B. Marshall, 9/14/14)
Offensive Touches:	32 (J. Howard, 12/4/16)
1st Down Rush (1994):	8 (A. Thomas, 10/28/01)
1st Down Rec (1994):	6 (D. Clark, 10/29/06)
Overall TDs:	6 (G. Sayers, 12/12/65)
Points Scored:	36 (G. Sayers, 12/12/65)

Defense:

Tackles:	12 (2 times, L. Briggs, 11/12/09)
Tackles For Loss:	2 (5 times, Hicks & Kwiatkowski, 12/4/16)
Sacks:	2 (5 times, Hicks & Floyd, 12/4/16)
Sack Yards:	15 (R. Colvin, 12/17/00)
Interceptions:	2 (3 times, K. Fuller, 9/14/14)
Interception Ret. Yds:	71 (N. Vasher, 10/31/04)
Interception Long:	71 (N. Vasher, 10/31/04)
Fumbles Forced:	2 (R. Colvin, 12/17/00)
Passes Defensed:	3 (A. Brown, 10/31/04)

Special Teams:

Tackles:	4 (2 times, B. Avonbadejo 10/29/06)
Punt Return Yards:	134 (G. Sayers, 12/12/65)
PR Touchdowns:	1 (3 times, T. Cohen, 12/3/17)
Kick Return Yards:	208 (R. Smith, 11/19/72)
KR Touchdowns:	1 (G. Sayers, 12/3/67)
Field Goals:	4 (K. Butler, 10/13/85)
Field Goal Long:	52 (P. Edinger, 10/31/04)
Punts:	9 (L. Aguiar, 12/17/00)
Punt Long:	63 (B. Maynard, 11/12/09)
Punts In20:	3 (2 times, P. O'Donnell, 12/6/15)



Did you know: Former Bears running back Willie Galimore rushed for 181 yards versus the 49ers on Sept. 16, 1962, the highest single-game rushing performance in Bears history versus the 49ers.

SERIES HISTORY • 49ERS LEAD 34-32-1

Year	Result	Location	Year	Result	Location
1950	- Bears, 32-20	San Francisco	1968	- Bears, 27-19.....	Chicago
	Bears, 17-0	Chicago	1969	- 49ers, 42-21.....	San Francisco
1951	- Bears, 13-7	Chicago	1970	- 49ers, 37-16.....	Chicago
1952	- 49ers, 40-16	Chicago	1971	- 49ers, 13-0	San Francisco
	Bears, 20-17.....	San Francisco	1972	- 49ers, 34-21.....	Chicago
1953	- 49ers, 35-28	Chicago	1974	- 49ers, 34-0.....	Chicago
	49ers, 24-14.....	San Francisco	1975	- 49ers, 31-3.....	San Francisco
1954	- 49ers, 31-24.....	Chicago	1976	- Bears, 19-12.....	San Francisco
	Bears, 31-27.....	San Francisco	1978	- Bears, 16-13.....	San Francisco
1955	- 49ers, 20-19.....	Chicago	1979	- Bears, 28-27	San Francisco
	Bears, 34-23	San Francisco	1981	- 49ers, 28-17.....	San Francisco
1956	- Bears, 31-7.....	Chicago	1983	- Bears, 13-3.....	Chicago
	Bears, 38-21	San Francisco	1984 - 49ers, 23-0 (CC).....	San Francisco	
1957	- 49ers, 21-17.....	Chicago	1985	- Bears, 26-10.....	San Francisco
	49ers, 21-17.....	San Francisco	1987	- 49ers, 41-0 (mnf)	San Francisco
1958	- Bears, 28-6.....	Chicago	1988	- Bears, 10-9 (mnf)	Chicago
	Bears, 27-14.....	San Francisco	49ers, 28-3 (CC).....	Chicago	
1959	- 49ers, 20-17.....	San Francisco	1989	- 49ers, 26-0.....	San Francisco
	Bears, 14-3	Chicago	1991	- 49ers, 52-14 (mnf).....	San Francisco
1960	- Bears, 27-10.....	Chicago	1994 - 49ers, 44-15 (div)	San Francisco	
	49ers, 25-7.....	San Francisco	2000	- 49ers, 17-0.....	San Francisco
1961	- Bears, 31-0	Chicago	2001	- Bears, 37-31 (ot).....	Chicago
	49ers, 41-31.....	San Francisco	2003	- 49ers, 49-7	San Francisco
1962	- Bears, 30-14	San Francisco	2004	- Bears, 23-13 (snf)	Chicago
	49ers, 34-27	Chicago	2005	- Bears, 17-9.....	Chicago
1963	- 49ers, 20-14	San Francisco	2006	- Bears, 41-10.....	Chicago
	Bears, 27-7	Chicago	2009	- 49ers, 10-6 (tnf)	San Francisco
1964	- 49ers, 31-21.....	San Francisco	2012	- 49ers, 32-7 (mnf)	San Francisco
	Bears, 23-21.....	Chicago	2014	- Bears, 28-20 (snf)	San Francisco
1965	- 49ers, 52-24.....	San Francisco	2015	- 49ers, 26-20 (ot)	Chicago
	Bears, 61-20	Chicago	2016	- Bears, 26-6.....	Chicago
1966	- Tie, 30-30.....	Chicago	2017	- 49ers, 15-14.....	Chicago
	49ers, 41-14	San Francisco	2018	- Bears, 14-9	Santa Clara
1967	- Bears, 28-14	San Francisco			

Postseason games in **BOLD**

LAST TIME VS. THE 49ERS IN CHICAGO



15

WEEK 13

San Francisco 49ers 15, Chicago Bears 14
61,302 Soldier Field Chicago Dec 3, 2017



14

San Francisco 49ers	3	6	3	3	-	15
Chicago Bears	7	7	0	0	-	14

SCORING DRIVES

TEAM	QTR	TIME	SCORING PLAY	SF	CHI
49ers	1	08:12	R.Gould 33 yd. Field Goal (14-60, 6:48)	3	0
Bears	1	00:10	D.Inman 8 yd. pass from M.Trubisky (C.Santos kick) (8-59, 4:31)	3	7
49ers	2	11:57	R.Gould 28 yd. Field Goal (7-66, 3:13)	6	7
Bears	2	05:49	T.Cohen 61 yd. punt return (C.Santos kick)	6	14
49ers	2	00:24	R.Gould 35 yd. Field Goal (11-58, 5:25)	9	14
49ers	3	01:54	R.Gould 34 yd. Field Goal (16-70, 8:19)	12	14
49ers	4	00:04	R.Gould 24 yd. Field Goal (14-86, 5:23)	15	14

SAN FRANCISCO 49ERS

PASSING	ATT	CP	YDS	SK/YD	TD	LG	INT	RTG
Jimmy Garoppolo	37	26	293	2/15	0	33	1	82.4
TOTAL	37	26	293	2/15	0	33	1	82.4

RUSHING	ATT	YDS	AVG	LG	TD
Carlos Hyde	17	54	3.2	18	0
Matt Breida	12	45	3.8	8	0
Jimmy Garoppolo	4	8	2.0	8	0
Kyle Juszczyk	1	3	3.0	3	0
TOTAL	34	110	3.2	18	0

RECEIVING	NO	YDS	AVG	LG	TD
Marquise Goodwin	8	99	12.4	20	0
Trent Taylor	6	92	15.3	33	0
Kyle Juszczyk	3	20	6.7	16	0
Carlos Hyde	3	12	4.0	4	0
Garrett Celek	2	30	15.0	22	0
George Kittle	2	20	10.0	11	0
Louis Murphy	1	16	16.0	16	0
Matt Breida	1	4	4.0	4	0
TOTAL	26	293	11.3	33	0

TOP DEFENSE	TOT	SOLO	AST	SCK	YDS	INT
Reuben Foster	7	7	0	0.0	0.0	0
Eric Reid	4	4	0	0.0	0.0	0
K'Waun Williams	4	4	0	0.0	0.0	0

FIELD GOALS	FGM/FGA	PERCENT	RESULTS
Robbie Gould	5-5	100.0	33G, 28G, 35G, 34G, 24G
TOTAL	5-5	100.0	

CHICAGO BEARS

PASSING	ATT	CP	YDS	SK/YD	TD	LG	INT	RTG
Mitchell Trubisky	15	12	102	2/17	1	21	0	117.2
TOTAL	15	12	102	2/17	1	21	0	117.2

RUSHING	ATT	YDS	AVG	LG	TD
Jordan Howard	13	38	2.9	14	0
Mitchell Trubisky	4	19	4.8	9	0
Tarik Cohen	2	5	2.5	4	0
TOTAL	19	62	3.3	14	0

RECEIVING	NO	YDS	AVG	LG	TD
Tarik Cohen	4	39	9.8	21	0
Kendall Wright	2	25	12.5	14	0
Dontrelle Inman	2	21	10.5	13	1
Daniel Brown	1	13	13.0	13	0
Dion Sims	1	5	5.0	5	0
Josh Bellamy	1	4	4.0	4	0
Jordan Howard	1	-5	-5.0	-5	0
TOTAL	12	102	8.5	21	1

TOP DEFENSE	TOT	SOLO	AST	SCK	YDS	INT
Christian Jones	13	10	3	1.0	4.0	0
Danny Trevathan	10	9	1	0.0	0.0	0
Kyle Fuller	7	6	1	0.0	0.0	1

FIELD GOALS	FGM/FGA	PERCENT	RESULTS
			No Field Goals

TEAM STATISTICS	49ERS	BEARS
First Downs	23	8
3rd-Down Eff. (Made/Att/Pct)	10/18/56%	5/10/50%
4th-Down Eff. (Made/Att/Pct)	0/0/0%	0/0/0%
Total Net Yards	388	147
Total Plays	73	36
Yards Per Play	5.3	4.1
Rushes/Net Yards	34/110	19/62
Net Passing	278	85
Pass Attempts/Completions	37/26	15/12
Had Intercepted	1	0
Sacked/Yards Lost	2/15	2/17
Punts/Average	2/36.0	5/39.8
Penalties/Yards	8/53	4/29
Fumbles/Lost	1/0	2/0
Possession Time	38:47	21:13

LAST TIME VS. THE 49ERS IN SANTA CLARA



WEEK 16
Chicago Bears 14, San Francisco 49ers 9
70,806 C Levi's Stadium C Dec 23, 2018



Chicago Bears	0	7	7	0	-	14
San Francisco 49ers	0	9	0	0	-	9

SCORING DRIVES

TEAM	QTR	TIME	SCORING PLAY	CHI	SF
49ers	2	10:54	R.Gould 33 yd. Field Goal (12-48, 6:26)	0	3
49ers	2	05:49	R.Gould 30 yd. Field Goal (7-14, 3:00)	0	6
Bears	2	01:52	A.Miller 4 yd. pass from M.Trubisky (C.Parkey kick) (8-75, 3:57)	7	6
49ers	2	00:00	R.Gould 23 yd. Field Goal (8-63, 1:52)	7	9
Bears	3	04:14	J.Howard 2 yd. run (C.Parkey kick) (12-90, 7:43)	14	9

CHICAGO BEARS

PASSING	ATT	CP	YDS	SK/YO	TD	LG	INT	RTG
Mitchell Trubisky	29	25	246	3/11	1	43	0	113.5
TOTAL	29	25	246	3/11	1	43	0	113.5

RUSHING	ATT	YDS	AVG	LG	TD
Jordan Howard	13	53	4.1	9	1
Tarik Cohen	6	12	2.0	9	0
Allen Robinson II	1	9	9.0	9	0
Taylor Gabriel	1	8	8.0	8	0
Anthony Miller	1	4	4.0	4	0
Mitchell Trubisky	5	3	0.6	3	0
Taquan Mizzell Sr.	1	1	1.0	1	0
TOTAL	28	90	3.2	9	1

RECEIVING	NO	YDS	AVG	LG	TD
Allen Robinson II	6	85	14.2	43	0
Trey Burton	5	30	6.0	8	0
Taylor Gabriel	3	28	9.3	16	0
Anthony Miller	3	24	8.0	12	1
Taquan Mizzell Sr.	2	27	13.5	26	0
Jordan Howard	2	17	8.5	16	0
Ben Braunecker	1	18	18.0	18	0
Tarik Cohen	1	7	7.0	7	0
Josh Bellamy	1	6	6.0	6	0
Adam Shaheen	1	4	4.0	4	0
TOTAL	25	246	9.8	43	1

TOP DEFENSE	TOT	SOLO	AST	SCK	YDS	INT
Rquan Smith	9	6	3	1.0	9.0	0
Adrian Amos Jr.	8	7	1	0.0	0.0	0
Danny Trevathan	7	7	0	0.0	0.0	1

FIELD GOALS	FGM/FGA	PERCENT	RESULTS
Cody Parkey	0-1	0.0	37/WR
TOTAL	0-1	0.0	

SAN FRANCISCO 49ERS

PASSING	ATT	CP	YDS	SK/YO	TD	LG	INT	RTG
Nick Mullens	38	22	241	1/9	0	35	1	65.8
TOTAL	38	22	241	1/9	0	35	1	65.8

RUSHING	ATT	YDS	AVG	LG	TD
Jeff Wilson Jr.	11	27	2.5	8	0
Matt Breida	4	20	5.0	11	0
TOTAL	15	47	3.1	11	0

RECEIVING	NO	YDS	AVG	LG	TD
George Kittle	7	74	10.6	35	0
Kendrick Bourne	4	73	18.3	25	0
Marquise Goodwin	3	29	9.7	17	0
Dante Pettis	3	21	7.0	13	0
Jeff Wilson Jr.	2	11	5.5	9	0
Trent Taylor	1	23	23.0	23	0
Matt Breida	1	6	6.0	6	0
Richie James	1	4	4.0	4	0
TOTAL	22	241	11.0	35	0

TOP DEFENSE	TOT	SOLO	AST	SCK	YDS	INT
Elijah Lee	11	10	1	0.0	0.0	0
Tarvarius Moore	7	7	0	0.0	0.0	0
Fred Warner	5	3	2	0.0	0.0	0

FIELD GOALS	FGM/FGA	PERCENT	RESULTS
Robbie Gould	3-3	100.0	33G, 50G, 23G
TOTAL	3-3	100.0	

TEAM STATISTICS	BEARS	49ERS
First Downs	20	15
3rd-Down Eff. (Made/Att/Pct)	5/11/45%	7/14/50%
4th-Down Eff. (Made/Att/Pct)	1/1/100%	0/1/0%
Total Net Yards	325	279
Total Plays	60	54
Yards Per Play	5.4	5.2
Rushes/Net Yards	28/90	15/47
Net Passing	235	232
Pass Attempts/Completions	29/25	38/22
Had Intercepted	0	1
Sacked/Yards Lost	3/11	1/9
Punts/Average	3/39.7	4/45.3
Penalties/Yards	4/30	6/45
Fumbles/Lost	2/2	1/0
Possession Time	35:30	24:30

CONNECTIONS

PROFESSIONAL CONNECTIONS

- Several members of the Bears and 49ers organizations crossed paths in Cleveland, including Bears senior defensive coach Mike Pettine (head coach, 2014-15), 49ers head coach Kyle Shanahan (offensive coordinator, 2014), Bears special teams coordinator Chris Tabor (special teams coordinator, 2011-17), 49ers offensive coordinator Mike McDaniel (wide receivers, 2014), 49ers special teams coordinator Richard Hightower (assistant wide receivers, 2014), San Francisco offensive quality control coach Brian Fleury (linebackers, 2014-15), Chicago quarterbacks coach John DeFilippo (offensive coordinator, 2015), 49ers linebackers coach Johnny Holland (inside linebackers, 2016). Additionally, several players also played for the organization at the time, including 49ers wide receiver Travis Benjamin (2012-15), center Alex Mack (2009-15), cornerback K'Waun Williams (2014-15) and Bears safety Taushan Gipson Sr. (2012-15).
- Bears head coach Matt Nagy served as the offensive coordinator with the Kansas City Chiefs while Bears quarterback Nick Foles (2016) and kicker Cairo Santos (2014-17) were teammates with 49ers defensive lineman Dee Ford (2014-18).
- Bears wide receivers coach Mike Furrey and 49ers head coach Kyle Shanahan worked closely together with the Washington Redskins. Furrey played wide receiver (2010) while Shanahan served as the offensive coordinator (2010-13). 49ers tight ends /assistant head coach Jon Embree was also with the organization at the time, tutoring the tight ends.
- Bears offensive lineman Jason Peters crossed paths with many members of the 49ers and Bears organizations during his 12-year stint with the Philadelphia Eagles, including Chicago head coach Matt Nagy (offensive quality control, 2011-12), Bears linebackers coach Bill McGovern (linebackers, 2013-15), Chicago offensive line coach Juan Castillo (defensive coordinator, 2011-12), Bears offensive coordinator Bill Lazor (quarterbacks, 2013) and 49ers assistant special teams coach Matthew Harper (assistant special teams, 2013-18, and wide receivers, 2019-20).
- Several players/coaches also played with Peters during his 12 seasons with the Eagles, including Bears quarterback Nick Foles (2012-14 and 2017-18), 49ers linebacker Mychal Kendricks (2012-17), 49ers assistant defensive line coach Darryl Tapp (2010-12), 49ers defensive coordinator DeMeco Ryans (2012-15) and San Francisco quarterback Nate Sudfeld (2017-18).
- Bears running backs coach Michael Pitre crossed paths with 49ers tight ends coach Jon Embree at the University of Colorado. Embree was the head coach (2011-12) while Pitre was a graduate assistant for the running backs unit (2012-13).
- Chicago senior defensive assistant Mike Pettine and San Francisco assistant offensive line coach both held defensive roles with the Green Bay Packers during the 2020 season. Pettine was the defensive coordinator and Barry was a senior analyst.
- Bears linebacker Alec Ogletree (2018-19) was tutored by Chicago linebackers coach Bill McGovern (2016-19) at the New York Giants while San Francisco senior defensive assistant/run game specialist James Bettcher served as the defensive coordinator (2018-19).
- Bears wide receivers coach Mike Furrey and 49ers safeties coach Daniel Bullocks were teammates for three seasons (2006-08) with the Detroit Lions.
- Bears senior defensive assistant Mike Pettine served as the defensive coordinator for the Buffalo Bills (2013) while 49ers offensive quality control coach Brian Fleury was the quality control coach of the linebackers.
- Chicago senior defensive assistant Mike Pettine (2005-08) coached alongside San Francisco offensive line coach Chris Foerster (2005-07) with the Baltimore Ravens.
- In 1998, Bears assistant wide receivers coach Chris Jackson played wide receiver for the Tampa Bay Buccaneers while 49ers offensive line coach Chris Foerster coached in the same capacity.
- Chicago wide receiver and return specialist Jakeem Grant Sr. played for the Miami Dolphins while San Francisco 49ers coach Kris Kocurek coached the defensive line (2016-21).
- Chicago OL Elijah Wilkinson and San Francisco QB coach Rich Scangarello crossed paths during the 2019 season with the Denver Broncos. Scangarello was the offensive coordinator at the time.
- Bears assistant defensive backs coach Mike Adams (2012-13) and 49ers wide receivers coach Wes Welker were teammates with the Denver Broncos. Adams played safety (2012-13) and Welker played wide receiver (2013-14).
- Bears linebacker Robert Quinn and 49ers wide receivers coach Wes Welker were teammates with the St. Louis Rams (2015). Quinn and San Francisco defensive lineman Samson Ebukam were also teammates with the Rams, but during the 2017 season.
- Chicago quarterback Andy Dalton (2011-19) crossed paths with three members of the 49ers team in Cincinnati, wide receiver Mohamed Sanu (2012-15), defensive lineman Jordan Willis (2017-18) and cornerback Dre Kirkpatrick (2012-19).
- Chicago linebacker Christian Jones and San Francisco safety Tavon Wilson were teammates in Detroit (2018-19).

CONNECTIONS

COLLEGE CONNECTIONS

- Bears quarterback Justin Fields and 49ers defensive lineman Nick Bosa played together at Ohio State University during the 2018 season. The duo won the 2018 Big Ten Championship together.
- 49ers rookie running back Trey Sermon (2017-20) and Bears rookie quarterback Justin Fields (2018-20) were members of the same offensive unit at Ohio State university. While in Columbus, the duo helped OSU win three Big Ten Championships.
- Chicago offensive linemen Alex Bars (2014-18) and Sam Mustipher (2015-17) and Chicago tight end Cole Kmet (2017-19), played alongside 49ers tackle Mike McGlinchey (2014-17) and 49ers offensive lineman Aaron Banks (2014-17) at University of Notre Dame.
- Bears offensive lineman James Daniels (2015-17) and 49ers tight end George Kittle (2013-16) were teammates for two seasons at the University of Iowa.
- Chicago offensive lineman Angelo Blackson and San Francisco offensive lineman Shon Coleman were both Tigers at Auburn University for the 2011-13 seasons.
- Bears linebacker Roquan Smith (2015-17) and 49ers tight end Charlie Woerner (2016-19) crossed paths at the University of Georgia.
- Bears offensive lineman Cody Whitehair (2014-15) and Bears defensive back Duke Shelley (2015-18) were teammates with 49ers defensive lineman Jordan Willis (2013-16) at Kansas State University.
- Bears rookie running back Khalil Herbert (2020) played at Virginia Tech while 49ers assistant defensive line coach Darryl Tapp served as the co-defensive line coach for the Hookies.
- Chicago cornerback Xavier Crawford played his final season of collegiate football at Central Michigan University (2018) while San Francisco assistant defensive line coach Darryl Tapp served as the defensive quality control coach.

HOMETOWN CONNECTIONS

- 49ers quarterback Jimmy Garoppolo is from Arlington Heights, Ill. He played at Eastern Illinois University, where he won the Walter Payton award in 2013.
- San Francisco defensive back Jimmie Ward attended Northern Illinois University (2010-13).
- San Francisco safety Tavon Wilson attended the University of Illinois (2008-11).
- 49ers senior defensive assistant/run game specialist James Bettcher began his coaching career at the University of St. Francis (2003-05) where he served as a defensive line/special teams coach.
- 49ers Chief of Staff/Coaching Nick Kray is a Glendale Heights, Ill. native. He also attended Eastern Illinois University where he played on the defensive line (2004-07).
- San Francisco defensive quality control coach Andrew Hayes-Stoker spent five seasons at the University of Illinois coaching the wide receivers.
- Chicago defensive lineman Akiem Hicks calls Fair Oaks, Calif. home.
- Bears cornerback Xavier Crawford attended Clayton Valley High School in Concord, Calif.

FORMER BEARS

- 49ers kicker Robbie Gould spent 11 seasons with the Chicago Bears (2005-15) and is the franchise's all-time leading scorer.
- San Francisco special teams coordinator Richard Hightower was the assistant special teams coach for the Bears in 2016 prior to joining the 49ers in 2017.
- San Francisco offensive lineman Tom Compton spent the 2017 season on Chicago's offensive line.
- 49ers defensive quality control coach Andrew Hayes-Stoker spent seven years with the Bears, four as an offensive assistant (2006-09) and three as the assistant wide receivers coach (2010-12).

FORMER 49ERS

- Bears assistant defensive backs coach Mike Adams began his NFL career as a safety with the 49ers in 2004. He spent three seasons with the organization (2004-06).
- Chicago wide receiver Marquise Goodwin played for the 49ers prior to his arrival in Chicago (2017-19).

TEAM/INDIVIDUAL NOTES



LB Khalil Mack leads the Bears and is tied for seventh in the NFL with 6.0 sacks. As a team, the Bears are tied for first in the NFL (Vikings) with 21 sacks on the season for minus-162 yards.

- The Bears and 49ers are meeting for the 68th time (SF leads 34-32-1) and for the first time since 2018, a 14-9 Bears win at Levi's Stadium in Santa Clara, Calif. in Week 16. The 49ers are making their first trip to Soldier Field since the 2017 season.
- The two teams have split the last six games since the 2012 season, with Chicago winning six of the last 10 overall.
- The Bears are tied for first in the NFL with 21 sacks on the season. After posting just one in the opener at the Rams, they have recorded 20 over the past six weeks.
- In Week 6, Green Bay's 169 total net passing yards were the fewest allowed by Chicago's defense this season. It was also Green Bay's fewest offensively.
- **LB ROQUAN SMITH** leads the team and ranks third in the NFL with 75 total tackles. He has posted double-digit sacks in all but one game this season (9 vs. the Bengals) and also has 2.0 sacks and an INT returned for a TD to his credit.
- Smith recorded eight tackles, 1.0 sack for minus-8 yards and his first career interception return for touchdown in the Week 2 win over the Bengals. With the Bears leading 10-3 in the fourth quarter, Smith intercepted QB Joe Burrow and ran it back 53 yards, shedding multiple tacklers along the way for his first career NFL touchdown, and his first touchdown since high school. Prior to that he also added a sack in the third quarter, forcing the Bengals to kick a field goal. Smith became the first Bears player to record a sack and an interception in the same game since Nick Kwiatkoski on Nov. 10, 2019 against the Lions.
- **LBs KHALIL MACK** and **ROBERT QUINN** both rank among the Top 12 in the NFL with 6.0 and 5.5 sacks, respectively.
- Mack has recorded at least a half sack in 30 games for the Bears with the Bears going 21-9 in those games. Mack has at least 1.0 sack in five of the last six games.
- Mack recorded 2.0 sacks in Week 3 at Cleveland, his 15th career multi-sack game and his sixth with the Bears.
- Mack's 6.0 sacks through the first six weeks of the season were his highest sack total in his career from Weeks 1-6.
- Mack has 72.5 sacks since the start of 2015, the third most in the NFL in that span, and has 44.0 2nd half/OT sacks since the start of 2015, the second most in the NFL behind Aaron Donald (50.5).
- In 14 primetime games with the Bears, Mack has 11.0 sacks, eight forced fumbles, two fumble recoveries and two interceptions, one which was returned for a touchdown.
- Quinn has 5.5 sacks through the first six games of which he has played in the 2021 season. That is his highest total since logging 6.0 through the first six weeks of the 2013 season with the St. Louis Rams. Quinn finished the 2013 season with 19.0 sacks.
- In his first season with the Bears in 2020, Quinn registered three forced fumbles, and his 28 career forced fumbles are second behind Chandler Jones (29) for the most among active players. He is the only player in the NFL with multiple forced fumbles in each of the past eight seasons.

TEAM/INDIVIDUAL NOTES

- In the Week 2 win over the Bengals, Chicago recorded three interceptions in the fourth quarter: DB **JAYLON JOHNSON**, LB **ROQUAN SMITH** and DL **ANGELO BLACKSON**. It marked the first time since 2018 (vs. TB) in which the Bears had a defensive back, linebacker and defensive lineman each record an interception. It also marked the first time for the Bears since 1991 in which it happened in the same quarter.

- The last time the Bears picked off an opposing quarterback 3+ times was Sept. 23, 2019, intercepting Washington quarterback Case Keenum three times on Monday Night Football.

- **DB JAYLON JOHNSON** is tied for eighth in the NFC with six passes defended through seven weeks. He had four in the Week 2 win over the Bengals, including his first career interception.

- Johnson led all rookies and tied for sixth in the NFL with 15 passes defended in 2020.

- **DB EDDIE JACKSON** recorded his eighth career forced fumble in Week 2 against the Bengals. He has seven since the start of 2018, which is tied for the second most among NFL safeties (Malcolm Jenkins 8, Vonn Bell 7) during that span.

- Jackson logged 11 total tackles on Sunday, matching a career-high (11/3/19, at PHI).

- Jackson has six defensive touchdowns in his career, the most in the NFL since he entered the league in 2017.

- **DT BILAL NICHOLS** recorded his first career fumble recovery with 2:48 left in the first quarter in Week 4, setting up Chicago's second touchdown drive.

- **LB ALEC OGLETREE** led the Bears with a career-high 12 tackles in the Week 4 win against the Lions. He also had a key pass breakup on fourth and goal.

- Ogletree logged his 500th career solo tackle in Week 7 at Tampa. He has appeared in 102 NFL games (101 starts) across nine seasons with the Rams, Giants, Jets and Bears. He has appeared and started in seven games with the Bears this season, totaling 27 tackles.

- **DB DEANDRE HOUSTON-CARSON** made his first career start in Week 7 at Tampa Bay and tallied a career-high 11 tackles.



LB Roquan Smith leads the Bears and is third in the NFL with 75 total tackles. He has double-digit tackles in all but one game this year.

- **DB TASHAUN GIPSON SR.** recorded his first-career sack in Week 5 on Raiders quarterback Derek Carr for a loss of two yards with 2:45 left in the fourth quarter. The last time Gipson was credited with a sack was in 2011 at Wyoming, logging 0.5 sacks in a road win against Colorado State (Dec. 3, 2011).

- **LB TREVIS GIPSON** logged his first career sack on in Week 4, dropping Detroit QB Jared Goff for a loss of 10 yards in the 4th quarter (13:15). He then picked up his second sack in as many games when he took down Raiders QB Derek Carr in Week 5 on the road.

TEAM/INDIVIDUAL NOTES



RB Khalil Herbert ranks third among all NFL running backs with 272 yards over the past three weeks.

- Offensively, the Bears rank third in the NFC with 131.0 rushing yards per game. Over the past four weeks, the Bears have run the ball 131 times, the second most in the NFL while their 614 yards since Week 4 are the third most in the NFL.
- Chicago scored a touchdown on its opening possession in Week 6 vs. the Packers, the third straight game in which the Bears opened with a touchdown at home on its first drive.
- RB DAMIEN WILLIAMS** found the endzone for the second straight game in Week 5, scoring from three yards out with 1:56 to go in the first half. Williams' 84 all-purpose yards were a season high (64 rushing, 20 receiving).
- Rookie **RB KHALIL HERBERT** recorded his first-career 100-yard rushing game at Tampa in Week 7.
- Over the past three games he has rushed for 272 yards on 55 carries (90.6 ypg). His 272 yards are the third most among NFL running backs since Week 5 (D. Henry, 359 yds; J. Taylor, 305 yds).
- Herbert made his first career start in Week 6 against the Packers and scored his first career touchdown. Herbert totaled 112 yards from scrimmage on a season-high 97 rushing yards on 19 carries (5.1 ypc) and a rushing touchdown while adding 15 yards on two catches.
- Herbert also led the team with 75 rushing yards in the Week 5 win at the Raiders.
- Chicago has rushed for 100+ yards in six of seven games this season. The Bears ran for 123 yards in its win over the Bengals in Week 2, the eighth straight game the Bears had rushed for at least 100 yards dating back to the end of last season. That streak was snapped in Week 3 at Cleveland. Prior to Week 3 it was the longest for the Bears since a 20-game stretch from December 1989 to December 1990.
- QB JUSTIN FIELDS** is 2-3 as Chicago's starting QB this season. He picked up his first victory as a starting QB in Week 4 vs. the Lions. Fields completed 11 of 17 passes (64.7%) for 209 yards in the Week 4 win over the Lions. He had four completions of 25 or more yards, two to Darnell Mooney (64, 32) and two to Allen Robinson II (27, 28).
- Fields completed his first career touchdown pass in Week 5 at the Raiders, a two-yard completion to **TE JESPER HORSTED** with 13:16 to go in the second quarter to put Chicago in front, 10-3. The score marked Horsted's first touchdown of the season and his second career touchdown after finding the endzone in 2019 on the road versus Detroit in a Week 13 victory (Nov. 28).
- Fields rushed for his first NFL touchdown with 4:14 left in the third quarter in Week 1 at the Rams. Dating to 1960, Fields is the first Bears rookie quarterback to rush for a touchdown in a season opener. He was the Bears seventh quarterback overall to score a rushing touchdown in Week 1.
- WR ALLEN ROBINSON II** has recorded at least one catch in all 95 career games, the second-longest active streak in the NFL behind DeAndre Hopkins (133).


Player	Catches	Timeline
DeAndre Hopkins, Hou-Ari	133	2013-active
Allen Robinson II, Jax-Chi	95	2014-active
Stefon Diggs, Min-Buf	92	2015-active

- Robinson owns 16 games of 100+ receiving yards and has eight career multi-TD performances. He is tied for first in Bears annals with five 10+ reception games with Brandon Marshall and Alshon Jeffery.
- WR DARNELL MOONEY** leads the team with 27 catches and 345 yards and a TD on the season. He has multiple catches in all but one game this

TEAM/INDIVIDUAL NOTES

season, including four games with at least five receptions.

- In Week 4 vs. the Lions, Mooney set career highs with 125 yards receiving, including a career-long 64-yard reception from Justin Fields.
- Mooney scored his first touchdown of the season in Week 6 vs. the Packers, a five-yard reception from Fields with 8:44 to go in the fourth.
- Mooney set a Bears record for most receptions by a rookie wide receiver by snagging 61 in 2020. He also recorded 631 yards and had four touchdowns.
- **RB DAVID MONTGOMERY**, who was placed on IR prior to Week 5, ranked fifth in the NFL with 309 rushing yards and three touchdowns before being placed on Injured Reserve.
- Montgomery logged his seventh-career 100-yard rushing game with 106 yards on 23 carries in Week 4 vs. the Lions (4.6 avg.). It was his fourth 100-yard outing versus an NFC North opponent and his first against the Lions.
- Montgomery has 931 scrimmage yards (103.4 per game) & 6 TDs (5 rush, 1 rec.) in his past nine games at home. With 106 scrimmage yards in Week 4, he tallied his sixth in row at home with 75+ scrimmage yards.
- Prior to his injury, Montgomery had scored at least one touchdown in eight of Chicago's last 10 regular-season games. He had a streak of seven consecutive regular season games with a touchdown snapped in the Week 2 win over the Bengals.
- Montgomery put Chicago on the board early in Week 4 (1st, 8:53), scoring his second rushing touchdown of the season and his third career score against Detroit. Montgomery crossed the goal line in consecutive drives, also scoring with 14:51 left on the clock in the second quarter. It was his fourth career game with multiple rushing touchdowns and his second against Detroit.
- Montgomery rushed for 108 yards on 16 carries (6.8 avg) in Week 1 at the Rams. He became the first Bears RB to rush for 100+ yards in a season-opener since Matt Forte did so at Green Bay in 2015.
- Montgomery finished the 2020 season with 1,508 yards from scrimmage (1,070 rushing) and was one of five players in the NFL with over 1,500+ yards from scrimmage. Montgomery was also the only NFL running back with more than 1,000 rushing yards and 400 receiving yards.



K Cairo Santos is a perfect 8-of-8 on the season. Since joining the Bears in 2020, Santos has made 38-of-40 field goal attempts (.950).

- In Week 1 at the Rams, **TE JIMMY GRAHAM** became the sixth tight end in NFL history to record 700 career receptions. He joins the company of Hall of Fame tight ends Tony Gonzalez and Antonio Gates as the only three TEs to eclipse 700+ career receptions, 8,000+ yards and 80+ TDs.
- Graham ranks second among NFL tight ends since 2010 with 8,350 receiving yards, 700 receptions and 82 receiving TDs. He also ranks fourth in NFL history among tight ends with his 82 career TD catches.
- Last season Graham ranked second in the NFC among tight ends with his eight TD catches and tied for fourth among all tight ends.
- **K CAIRO SANTOS** is a perfect 8-of-8 on the season and currently has a streak of 35 consecutive field goals made during the regular season, a Bears record, and a streak that started in Week 3 last year at the Falcons. That streak is currently the longest active streak in the NFL.
- Since joining the Bears at the start of the 2020 season, Santos has connected on 38-of-40 FGs.

NOTING THE 2021 SCHEDULE

BEARS OPEN UP IN PRIMETIME

The Bears opened up the season at SoFi Stadium in Inglewood, Calif., the site of Super Bowl LVI, against the L.A. Rams on Sunday Night Football in Week 1. It marked the fourth straight year facing the Rams, all coming in primetime, with the last three in Los Angeles.

The Bears have opened the regular season in primetime on seven previous occasions, going 3-4 in those games:

- 9/14/1987 vs. NYG (W, 34-19)
- 9/2/1996 vs. DAL (W, 22-6)
- 9/1/1997 at GB (L, 38-24)
- 9/7/2008 at IND (W, 29-13)
- 9/13/2009 at GB (L, 21-15)
- 9/9/2018 at GB (L, 23-24)
- 9/5/2019 vs GB (L, 3-10)

ALTERNATING HOME/AWAY

Chicago will alternate home and road games throughout the season for the first time in franchise history.

TWO ON MONDAY NIGHT

For the second consecutive year the Bears will play two games on ESPN's Monday Night Football: Week 9 at the Pittsburgh Steelers and Week 15 at home vs. the Minnesota Vikings. Last season the Bears played at the Rams and were home against the Vikings. Prior to last year, the last time the Bears played two MNF games was the 2016 season, falling to the Eagles in Week 2 at home before defeating the Vikings in Week 8 on Halloween night. Chicago also played two MNF games in 2014, 2013, 2012 (3 games), 2011 and 2010.

TURKEY DAY IN DETROIT

The Bears will face NFC North rival Detroit on Thanksgiving Day for the third time in the last four years. Chicago defeated the Lions 23-16 at Ford Field on Turkey Day in 2018 and again in 2019, 24-20. The Bears own an all-time record of 19-15-2 on Thanksgiving, including a 10-8 record vs. the Lions. Chicago has won its last three games on Thanksgiving (2015 at GB, 2018 & 2019 at DET).

SUNDAY NIGHT FOOTBALL AT LAMBEAU

The Bears and Packers will continue their streak of playing at least one game a season in primetime, a streak which dates back to the 2006 season. The 2018 meeting at Green Bay marked the eighth consecutive season in which Bears traveled to Lambeau Field for a primetime matchup, with the 2021 season marking the 10th time in 11 years playing under the lights at Lambeau. The 2019 game in Green Bay marked the first day game for the Bears at Lambeau since 2010.

BEARS TAKE ON NFC WEST, AFC NORTH DIVISIONS

Chicago will square off against all four teams from the NFC West and AFC North Divisions this season in addition to the New York Giants (home), Tampa Bay Buccaneers (away) and Las Vegas Raiders (away). The Bears are 147-107-10 (.576) all-time against the NFC West and 35-24-1 (.592) against the AFC North. Chicago last faced the NFC West in 2018, winning all four against the Cardinals, Seahawks, Rams and 49ers, and the AFC North in 2017, when Chicago also won all four meetings against the Steelers, Ravens, Bengals and Browns.

BEARS PLAY HOST TO RAVENS/BENGALS, VISIT PITTSBURGH/CLEVELAND FOR FIRST TIME SINCE 2013

Making their first regular-season trips to Soldier Field since the 2013 season are the Ravens and Bengals. The Bears will also travel to Pittsburgh and Cleveland for the first time since the 2013 season. The last time the two teams squared off at Heinz Field was in 2013, a 40-23 victory on Sunday Night Football. The Bears have won the last three meetings with the Steelers and Browns and their last two against the Ravens and Bengals.

BACK LOADED DIVISION GAMES

Four of Chicago's six NFC North division games will be played between Weeks 12-18. Chicago does not face a division opponent until Weeks 4 and 6 at home against Detroit and Green Bay, respectively. After Week 6, Chicago will not play a division opponent until Thanksgiving.

FAMILIAR CLOSER

The Bears close out the regular season with a trip to Minnesota for the sixth time in the last eight seasons. The Bears have closed out the regular season against the Vikings 12 times in club history. Previously, the Bears traveled to Minnesota to close out the regular season four straight seasons from 2016-19.

UPCOMING NFL IMPORTANT DATES

September 28	-- Beginning on the Tuesday following the third weekend of regular season games, the claiming priority is based on the inverse order of the standing of clubs in the current season's games.
October 10	-- NFL London Series, New York Jets vs. Atlanta Falcons, Tottenham Hotspur Stadium
October 12-13	-- Fall League Meeting, TBD
October 17	-- NFL London Series, Miami Dolphins vs. Jacksonville Jaguars, Tottenham Hotspur Stadium
Mid-October	-- Beginning on the sixth calendar day prior to a club's seventh regular season game (including any bye week) clubs are permitted to begin practicing players on Reserve/Physically Unable to Perform and Reserve/Non-Football Injury or Illness (if the player failed his preseason physical due to a non-football injury or illness) for a period not to exceed 21 days. Players may be activated during the 21-day practice period, or prior to 4:00 p.m., New York time, on the day after the conclusion of the 21-day period, provided that no player may be activated to participate in a Week Six game.
November 2	-- All trading ends for 2021 at 4:00 p.m., New York time.
November 3	-- Players with at least four previous pension-credited seasons are subject to the waiver system for the remainder of the regular season and postseason.
November 16	-- At 4:00 p.m., New York time, signing period ends for Franchise Players who are eligible to receive offer sheets.
November 16	-- Prior to 4:00 p.m., New York time, deadline for clubs to sign their unsigned Franchise and Transition Players, including Franchise Players who were eligible to receive offer sheets until this date. If still unsigned after this date, such players are prohibited from playing in NFL in 2021.
November 16	-- Prior to 4:00 p.m., New York time, deadline for clubs to sign their unrestricted free agents to whom the "UFA Tender" was made. If still unsigned after this date, such players are prohibited from playing in NFL in 2021.
November 16	-- Prior to 4:00 p.m., New York time, deadline for Clubs to sign their restricted free agents, including those to whom the "June 1 Tender" was made. If such players remain unsigned after this date, they are prohibited from playing in NFL in 2021.
November 16	-- Prior to 4:00 p.m., New York time, deadline for clubs to sign their drafted rookies. If such players remain unsigned after this date, they are prohibited from playing in NFL in 2021.
<u>2022</u>	
January 8-9	-- Week 18.
January 10	-- Earliest permissible date for clubs to renegotiate or extend the rookie contract of a drafted rookie who was selected in any round of the 2019 College Draft or any undrafted rookie who signed in 2020. Any permissible renegotiated or extended player contract will not be considered a rookie contract, and will not be subject to the rules that limit rookie contracts.
January 10	-- Option exercise period begins for fifth-year option for first-round selections from the 2019 College Draft. To exercise the option, the club must give written notice to the player on or after January 10, 2022, but prior to May 3, 2022 (i.e., not later than May 2).
January 15-16	-- Wild Card Playoff Games.
January 17	-- Deadline for college players who are underclassmen to apply for Special Eligibility. A list of underclassmen who have been approved for entry into the 2022 College Draft will be sent to clubs on January 21.
January 22	-- NFLPA Collegiate Bowl, Rose Bowl, Pasadena, California.
January 22-23	-- Divisional Playoff Games.
January 28	-- HBCU Combine, University of South Alabama, Mobile, Alabama.

THE LAST TIME ...

TEAM**Won in Overtime:**

- By BEARS – 10/15/2017 at Baltimore (27-24)
- By Opp. – 11/1/2020 vs. New Orleans (26-23)

Won in Regulation by Scoring Go-Ahead Points in the Last 2 Minutes

- By BEARS – 9/27/2020 at Atlanta (A. Miller 28-yard TD pass from N. Foles)
- By Opp. – 12/6/2020 vs. Detroit (34-30, A. Peterson 5-yard TD run)

Sent Game to Overtime by Scoring in the Last Two Minutes of Regulation

- By BEARS – 11/1/2020 vs. New Orleans (Cairo Santos 51 yd FG; NO won 26-23 in OT)
- By Opp. – 10/15/2017 at Baltimore (Campanaro 77 yd punt return with 1:37 left; Flacco 2-pt pass to Boyle; CHI won 27-24 in OT)

Shutout

- By BEARS – 11/18/2010 at Miami (16-0)
- By Opp. – 9/27/2015 at Seattle (26-0)

Did Not Allow Opponent to Score a Touchdown (non-shutout)

- By BEARS – 12/23/2018 at San Francisco (held SF to 3 FGs; 14-9 CHI)
- By Opp. – 9/26/2021 at Cleveland (held Chicago to 2 FGs; 26-6 CLE)

Won By 20-or-More Points

- By BEARS – 12/13/2020 vs. Houston (29 points; 36-7)
- By Opp. – 9/26/2021 at Cleveland (20 points, 26-6)

Won Game After Trailing by 20-or-More Points

- By BEARS – 10/16/2006 at Arizona (24-23 after trailing 20-0 and 23-3)
- By Opp. – 9/9/2018 at Green Bay (24-23 after trailing 20-0)

Won After Trailing at Halftime

- By BEARS – 9/27/2020 (30-26 after trailing 16-10)
- By Opp. – 12/6/2020 vs. Detroit (34-30 after trailing 23-13)

Won After Trailing at End of the 3rd Quarter

- By BEARS – 10/8/2020 vs. Tampa Bay (20-19 after trailing 16-14)
- By Opp. – 12/6/2020 vs. Detroit (34-30 after trailing 23-20)

Won After Trailing by 10-Plus Points in 4th Quarter

- By BEARS – 9/27/2020 at Atlanta (30-26 after trailing 26-16)
- By Opp. – 12/6/2020 vs. Detroit (34-30 after trailing 30-20)

Scored 20 or More Points in a Quarter

- By BEARS – 12/27/2020 at Jacksonville (21 in 3rd quarter; 41-17 CHI)
- By Opp. – 1/3/2021 vs. Green Bay (21 in 2nd quarter; 35-16 GB)

Scored 30 or More Points in a Half

- By BEARS – 12/13/2020 vs. Houston (30 in 1st half; 36-7 CHI)
- By Opp. – 11/9/2014 at Green Bay (42 in 1st half; 55-14 GB)

Scored Touchdowns on Offense and Defense

- By BEARS – 9/19/2021 vs Cincinnati (1 offense; 1 defense; 20-17 CHI)
- By Opp. – 12/2/2018 at New York Giants (2 offense; 1 defense; 30-27 at NYG)

Scored Touchdowns on Offense, Defense and Special Teams

- By BEARS – 11/4/2012 at Tennessee (4 offense; 1 defense; 1 special teams; 51-20 CHI)
- By Opp. – 9/20/2015 vs. Arizona (5 offense; 1 defense; 1 special teams; 48-23 ARZ)

No Turnovers

- By BEARS – 10/10/2021 at Las Vegas (CHI, 20-9)
- By Opp. – 9/26/2021 at Cleveland (CLE, 26-6)

THE LAST TIME ...

OFFENSE**Touchdown Scored on First Offensive Possession to Start Game**

By BEARS – 10/17/2021 vs. Green Bay (K. Herbert 1 yd run; GB 24-14)
 By Opp. – 9/12/2021 at LA Rams (V. Jefferson 67-yd pass from M. Stafford; LAR 34-14)

Touchdown Scored on First Offensive Possession of 2nd Half

By BEARS – 10/3/2021 vs. Detroit (D. Williams 4-yd TD run; 24-14 CHI)
 By Opp. – 9/12/2021 at LA Rams (C. Kupp 56-yd reception; 34-14 LAR)

No Sacks Allowed

By BEARS – 12/6/2020 vs. Detroit
 By Opp. – 1/3/2021 vs. Green Bay

No Turnovers and No Sacks Allowed

By BEARS – 12/6/2020 vs. Detroit
 By Opp. – 11/29/2020 at Green Bay

Successful Two-Point Conversion

By BEARS – 11/29/2020 at Green Bay (M.Trubisky pass to 11-D.Mooney)
 By Opp. – 9/15/2019 at Denver (E. Sanders pass from J. Flacco)

Failed Two-Point Conversion

By BEARS – 9/27/20 at Atlanta (pass failed)
 By Opp. – 10/10/2021 at Las Vegas (pass failed)

500-or-More Total Net Yards of Offense

By BEARS – 10/9/2016 at Indianapolis (522; 125 rushing, 397 passing)
 By Opp. – 10/14/2018 at Miami (541; 161 rushing, 380 passing)

400-or-More Total Net Yards of Offense

By BEARS – 12/13/20 vs. Houston (410)
 By Opp. – 12/20/2020 vs. Minnesota (407)

300-or-More Net Rushing Yards by Team

By BEARS – 9/9/1984 vs. Denver (302 yds on 50 carries, 2 TDs)
 By Opp. – 10/14/2007 vs. Minnesota (311 yds on 43 carries, 3 TDs)

200-or-More Net Rushing Yards by Team

By BEARS – 12/10/2017 at Cincinnati (232 yards on 38 carries, 3 TDs)
 By Opp. – 9/26/2021 at Cleveland (215 yards on 42 carries, 1 TD)

Individual 200-Yard Rushing Game

By BEARS – 10/2/2011 vs. Carolina (Matt Forte, 205 yds on 25 carries, 1 TD)
 By Opp. – 12/1/2013 at Minnesota (Adrian Peterson, 211 yds on 35 carries, 0 TD)

Individual 150-Yard Rushing Game

By BEARS – 10/15/2017 at Baltimore (Jordan Howard, 167 yds on 36 carries, 0 TD)
 By Opp. – 12/18/2016 vs. Green Bay (Ty Montgomery, 162 yds on 16 carries, 2 TDs)

Individual 100-Yard Rushing Game

By BEARS – 10/3/2021 vs. Detroit (David Montgomery, 106 yds)
 By Opp. – 12/20/2020 at Minnesota (Dalvin Cook, 132 yds)

Two 100-Yard Rushers in the Same Game

By BEARS – 11/10/1985 vs. Detroit (207 total; Walter Payton - 105, Matt Suhey - 102)
 By Opp. – 12/22/2013 at Philadelphia (248 total; LeSean McCoy - 133, Bryce Brown - 115)

Consecutive 100-Yard Rushing Games

By BEARS – 12/24/2016 vs. WAS & 1/1/2017 at MIN (Jordan Howard; 119 vs. WAS, 135 at MIN)
 By Opp. – 10/6/2019 at OAK & 10/20/2019 vs. NO (J. Jacobs, OAK - 123; L. Murray, NO - 119)

Combined 200-Yards Rushing by Two Players (Non 200-Yard rusher, top 2 rushers)

By BEARS – 12/10/2017 at Cincinnati (227 total; Jordan Howard - 147 and Tarik Cohen - 80)
 By Opp. – 12/18/2016 vs. Green Bay (207 total; Ty Montgomery - 162 and C. Michael - 45)

60 Team Rushing Attempts

By BEARS – 11/8/1981 at Kansas City (61 for 201 yards, 0 TD)
 By Opp. – Never

THE LAST TIME ...

50 Team Rushing Attempts

By BEARS - 10/15/2017 at Baltimore (54 for 231 yards, 0 TD)
 By Opp. - 10/30/1988 at New England (54 for 185 yards, 0 TD)

40 Team Rushing Attempts

By BEARS - 12/20/2020 vs. Minnesota (42 for 199 yards)
 By Opp. - 9/26/2021 at Cleveland (42 for 215 yards, 1 TD)

Individual 40 Rushing Attempts

By BEARS - 11/20/1977 vs. Minnesota (Walter Payton, 40 for 275 yards, 1 TD)
 By Opp. - Never

Individual 30 Rushing Attempts

By BEARS - 12/20/2020 vs. Minnesota (David Montgomery, 32 for 146 yards)
 By Opp. - 11/16/2020 vs. Minnesota (Dalvin Cook, 30 for 96 yards, 0 TD)

Rushing Play of 75-Plus Yards

By BEARS - 12/13/2020 (David Montgomery, 80-yard TD run)
 By Opp. - 11/4/2012 at Tennessee (Chris Johnson, 80-yard TD run)

Rushing Play of 50-Plus Yards

By BEARS - 12/13/2020 (David Montgomery, 80-yard TD run)
 By Opp. - 12/29/2019 at Minnesota (M. Boone, 59-yard run)

3-Plus Rushing Touchdowns by Team

By BEARS - 10/3/2021 vs. Detroit (3)
 By Opp. - 10/6/2019 at Oakland (3)

3-Plus Rushing Touchdowns by Individual

By BEARS - 12/4/2016 vs. San Francisco (Jordan Howard, 3 TDs)
 By Opp. - 10/20/2013 at Washington (Roy Helu, 3 TDs)

2-Plus Rushing Touchdowns by Individual

By BEARS - 10/3/2021 vs. Detroit (D. Montgomery, 2 TDs)
 By Opp. - 12/6/2020 vs. Detroit (A. Peterson, 2 TDs)

400 Gross Yards Passing by Team

By BEARS - 11/14/1999 vs. Minnesota (422)
 By Opp. - 12/6/2020 vs. Detroit (402)

400 Yards Passing by Individual

By BEARS - 11/14/1999 vs. Minnesota (Jim Miller - 422; 34 of 48, 3 TDs, 1 INT)
 By Opp. - 12/6/2020 vs. Detroit (Matthew Stafford - 402; 27 of 42, 3 TDs, 1 INT)

Consecutive 300 Yards Passing Games by Individual

By BEARS - 10/14/2018 at MIA & 10/21/2018 vs. New England (M. Trubisky - 316 at MIA & 333 vs. NE)
 By Opp. - 11/23/2014 vs. TB & 11/27/2014 at DET (J. McCown 341 vs. TB, M. Stafford 390 at DET)

Four Consecutive 300 Yards Passing Games by Individual

By BEARS - 2016 Weeks 3-6 (B. Hoyer - 317 at DAL; 302 vs. DET; 397 at IND; 302 vs. JAX)
 By Opp. - N/A

60-Plus Passing Attempts by Individual

By BEARS - 11/16/1997 vs. NY Jets (Erik Kramer - 60; 32 of 60, 354 yards, 2 TDs, 3 INTs)
 By Opp. - 11/13/2011 vs. Detroit (Matthew Stafford - 63; 33 of 63, 329 yards, 1 TD, 4 INTs)

6 or More Passing Touchdowns by Individual

By BEARS - 9/30/2018 vs. Tampa Bay (Mitchell Trubisky - 354; 19 of 26, 6 TDs, 0 INT)
 By Opp. - 11/9/2014 at Green Bay (Aaron Rodgers - 18 of 27, 6 TDs, 0 INT)

5 or More Passing Touchdowns by Individual

By BEARS - 9/30/2018 vs. Tampa Bay (Mitchell Trubisky - 354; 19 of 26, 6 TDs, 0 INT)
 By Opp. - 11/9/2014 at Green Bay (Aaron Rodgers - 18 of 27, 6 TDs, 0 INT)

200-Plus Receiving Yards by Individual

By BEARS - 12/1/2013 at Minnesota (Alshon Jeffery, 245 yards, 12 receptions, 2 TDs)
 By Opp. - 12/17/2000 at San Francisco (Terrell Owens, 283 yards, 20 receptions, 1 TD)

150-Plus Receiving Yards by Individual

By BEARS - 12/2/2018 at New York Giants (Tarik Cohen, 156 yards, 12 receptions, 0 TD)
 By Opp. - 11/28/2019 at Detroit (Kenny Golladay, 158 yards, 4 receptions, 1 TD)

THE LAST TIME ...

Three 100-Yard Receivers

By BEARS – Never
 By Opp. – 12/26/1982 at L.A. Rams (George Farmer 183, Preston Dennard 122 and Wendell Tyler 102)

Consecutive 100 Yards Receiving by Individual

By BEARS – 9/30/2018 vs. TB & 10/14/2018 at MIA (T. Gabriel 104 vs. TB, 110 at MIA)
 By Opp. – 12/18/2016 vs. GB, 12/24/2016 vs. WAS & 1/1/2017 at MIN (J. Nelson 124 vs. GB; D. Jackson 114 vs. WAS; K. Rudolph 117 at MIN)

Pass Play of 80-Plus Yards

By BEARS – 11/15/2015 at St. Louis (Jay Cutler to Jeremy Langford, 83 yards, TD)
 By Opp. – 9/10/2017 vs. Atlanta (Matt Ryan to Austin Hooper, 88 yards, TD)

Offensive Lineman Caught a Pass

By BEARS – 12/9/2018 vs. Los Angeles Rams (Mitchell Trubisky to Bradley Sowell, 2-yard TD pass)
 By Opp. – 11/16/2003 vs. St. Louis (Marc Bulger to Adam Timmerman, -7 yards)

Offensive Lineman Scored a Touchdown

By BEARS – 12/9/2018 vs. Los Angeles Rams (Mitchell Trubisky to Bradley Sowell, 2-yard TD pass)
 By Opp. – 11/16/1969 at Atlanta, Mal Snider (48-yard kickoff return)

Quarterback Caught a Pass

By BEARS – 11/22/2018 at Detroit (Chase Daniel from Anthony Miller, 8 yards)
 By Opp. – 11/1/2020 vs. New Orleans (Taysom Hill from Drew Brees, 2 rec., 30 yards)

Running Back Threw a Touchdown Pass

By BEARS – 12/2/2018 at New York Giants (Tarik Cohen to Anthony Miller, 1 yard)
 By Opp. – Unknown

Wide Receiver Threw a Touchdown Pass

By BEARS – 1/1/2017 at Minnesota (Cameron Meredith to Matt Barkley, 2 yards)
 By Opp. – 12/2/2018 at New York Giants (Odell Beckham to Russell Shepard, 49 yards)

Punter Threw a Touchdown Pass

By BEARS – 10/8/2017 vs. Minnesota (Pat O'Donnell to Benny Cunningham, 38 yards)
 By Opp. – Unknown

3-Plus Receiving Touchdowns by Individual

By BEARS – 9/23/2019 at Washington (Taylor Gabriel, 3)
 By Opp. – 10/24/2021 at Tampa Bay (Mike Evans, 3)

2 Receiving Touchdowns by Individual

By BEARS – 12/27/2020 vs. Jacksonville (Jimmy Graham, 2)
 By Opp. – 11/16/2020 vs. Minnesota (Adam Thielen, 2)

DEFENSE**Held Opponent Under 100 Total Net Yards**

By BEARS – 11/26/1978 vs. Tampa Bay (92 total; 99 rushing & -7 passing)
 By Opp. – 9/26/2021 at Cleveland (47 total; 46 rushing & 1 passing)

Held Opponent Under 25 Net Rushing Yards

By BEARS – 11/18/2018 vs. Minnesota (22)
 By Opp. – 10/20/2019 vs. New Orleans (17)

Held Opponent Under 100 Net Passing Yards

By BEARS – 12/4/2016 vs. San Francisco (6)
 By Opp. – 9/26/2021 at Cleveland (1)

Held Opponent Under 50 Net Passing Yards

By BEARS – 12/4/2016 vs. San Francisco (6)
 By Opp. – 9/26/2021 at Cleveland (1)

Held Opponent Under 100 Gross Passing Yards

By BEARS – 12/4/2016 vs. San Francisco (39)
 By Opp. – 9/26/2021 at Cleveland (68)

Held Opponent Under 50 Gross Passing Yards

By BEARS – 12/4/2016 vs. San Francisco (39)
 By Opp. – 12/3/2006 vs. Minnesota (34)

THE LAST TIME ...

8-Plus Takeaways by Team

- By BEARS - 9/2/1984 vs. Tampa Bay (8; 6 INTs, 2 FRs; CHI 34-14)
- By Opp. - 10/11/1998 at Arizona (8; 4 INTs, 4 FRs; ARZ 20-7)

7-Plus Takeaways by Team

- By BEARS - 9/17/1995 at Tampa Bay (7; 4 INTs, 3 FRs; CHI 25-6)
- By Opp. - 10/11/1998 at Arizona (8; 4 INTs, 4 FRs; ARZ 20-7)

6-Plus Takeaways by Team

- By BEARS - 11/13/2011 vs. Detroit (6; 4 INTs, 2 FRs; CHI 37-13)
- By Opp. - 10/24/2010 vs. Washington (6; 4 INTs, 2 FRs; WAS 17-14)

5-Plus Interceptions by Team

- By BEARS - 10/1/2012 at Dallas (5; CHI 34-18)
- By Opp. - 12/24/2016 vs. Washington (5; WAS 41-21)

4-Plus Interceptions by Team

- By BEARS - 12/9/2018 vs. Los Angeles Rams (4; CHI 15-6)
- By Opp. - 12/24/2016 vs. Washington (5; WAS 41-21)

2-Plus Interceptions by Individual

- By BEARS - 12/27/2020 at Jacksonville (R. Smith, 2)
- By Opp. - 11/29/2020 vs Green Bay (Darnell Savage, 2)

2-Plus Opponent Fumble Recoveries by Individual

- By BEARS - 12/27/2015 at Tampa Bay (John Timu, 2)
- By Opp. - 12/27/2015 at Tampa Bay (Bobby Rainey, 2)

Intercepted Pass Returned for a Touchdown

- By BEARS - 9/19/2021 vs. Cincinnati (Roquan Smith, 53 yards)
- By Opp. - 12/2/2018 at New York Giants (Alec Ogletree, 8 yards)

Fumble Returned for a Touchdown

- By BEARS - 11/4/2018 at Buffalo (Eddie Jackson, 65 yards)
- By Opp. - 11/19/2017 vs. Detroit (D.J. Hayden, 27 yards)

Defensive Lineman Scored a Touchdown

- By BEARS - 12/2/2018 at New York Giants (Akiem Hicks, 1-yard run)
- By Opp. - 11/1/2017 at Minnesota (Everson Griffen, 20-yard fumble return)

Linebacker Scored a Touchdown

- By BEARS - 9/19/2021 vs. Cincinnati (Roquan Smith, 53-yard INT return)
- By Opp. - 12/2/2018 at New York Giants (Alec Ogletree, 8-yard INT return)

Defensive Back Scored a Touchdown

- By BEARS - 9/23/2019 at Washington (Ha Ha Clinton-Dix, 37-yard INT return)
- By Opp. - 11/19/2017 vs. Detroit (D.J. Hayden, 27-yard fumble return)

8-Plus Sacks by Team

- By BEARS - 11/20/2005 vs. Carolina (8; CHI 13-3)
- By Opp. - 9/26/2021 at Cleveland (9; CLE 26-6)

7-Plus Sacks by Team

- By BEARS - 12/13/2020 vs. Houston (7; CHI 36-7)
- By Opp. - 9/26/2021 at Cleveland (9; CLE 26-6)

3-Plus Sacks by Individual

- By BEARS - 10/9/2016 at Indianapolis (Willie Young, 3.0)
- By Opp. - 9/26/2021 at Cleveland (Myles Garrett, 4.5)

SPECIAL TEAMS

Blocked Extra Point

- By BEARS - 12/6/2015 vs. San Francisco (Eddie Goldman, Phil Dawson was the kicker)
- By Opp. - 12/6/2020 vs. Detroit (Romeo Okwara, Cairo Santos was the kicker)

Blocked Field Goal

- By BEARS - 10/26/2020 vs. Los Angeles (Roy Robertson-Harris blocks S. Sloman's 48-yard attempt)
- By Opp. - 12/24/2016 vs. Washington (Preston Smith blocks Connor Barth's 22-yard attempt)

THE LAST TIME ...

Blocked Field Goal for TD

- By BEARS – 10/1/1978 vs. Oakland (Mike Spivey 71-yard return; blocked by Virgil Livers)
- By Opp. – 12/23/2012 at Arizona (Justin Bethel 82-yard return; blocked by Adrian Wilson)

Blocked Punt

- By BEARS – 11/4/2012 at Tennessee (Sherrick McManis blocked Brett Kern's punt)
- By Opp. – 10/20/2019 vs. New Orleans (J.T. Gray blocked Pat O'Donnell's punt)

Blocked Punt for TD

- By BEARS – 11/4/2012 at Tennessee (Corey Wootton 5-yard return; blocked by Sherrick McManis)
- By Opp. – 10/21/2018 vs. New England (Kyle Van Noy 29-yard return; blocked by Dont'a Hightower)

Fake Field Goal for TD

- By BEARS – 12/1/2002 at Green Bay (Brad Maynard 12-yard pass to Dustin Lyman)
- By Opp. – 9/13/2012 at Green Bay (Tim Masthay 27-yard pass to Tom Crabtree)

Fake Punt for TD

- By BEARS – 10/9/2017 vs. Minnesota (Pat O'Donnell 38-yard pass to Benny Cunningham)
- By Opp. – Unknown

Missed Extra Point (kick not blocked)

- By BEARS – 11/24/2019 vs. New York Giants (Eddy Piñeiro, wide left)
- By Opp. – 11/3/2019 at Philadelphia (Jake Elliott, wide right)

Missed Field Goal Returned

- By BEARS – 11/12/2006 at N.Y. Giants (Devin Hester, 108-yard TD)
- By Opp. – 11/8/2009 vs. Arizona (Antrel Rolle, 59 yards)

Muffed Punt Recovered for TD

- By BEARS – 10/19/2008 vs. Minnesota (Zackary Bowman, muffed punt recovered in end zone)
- By Opp. – Never

Punt Returned for TD

- By BEARS – 12/31/2017 at Minnesota (Bryce Callahan, 59 yards)
- By Opp. – 10/15/2017 at Baltimore (Michael Campanaro, 77 yards)

100 or More Punt Return Yards by Individual

- By BEARS – 11/13/2011 vs. Detroit (Devin Hester, 122 yards, TD on 3 returns)
- By Opp. – 10/15/2017 at Baltimore (Michael Campanaro, 132 yards, TD on 2 returns)

Kickoff Returned for TD

- By BEARS – 10/16/2020 vs. Minnesota (Cordarrelle Patterson, 104 yards)
- By Opp. – 10/21/2018 vs. New England (Cordarrelle Patterson, 95 yards)

150 or More Kickoff Return Yards by Individual

- By BEARS – 10/20/2019 vs. New Orleans (Cordarrelle Patterson, 163 yards on 4 returns)
- By Opp. – 10/21/2018 vs. New England (Cordarrelle Patterson, 179 yards on 4 returns)

Recovered Own Onside Kick

- By BEARS – 10/20/2019 vs. New Orleans (Cordarrelle Patterson recovered Eddy Piñeiro kick)
- By Opp. – 12/4/2013 at Green Bay (Jamari Lattimore recovered Mason Crosby kick)

5 Field Goals Made

- By BEARS – 10/20/1968 at Philadelphia (Mac Percival, 5 for 5)
- By Opp. – 12/3/2017 vs. San Francisco (Robbie Gould, 5 for 5)

4 Field Goals Made

- By BEARS – 12/20/2020 at Minnesota (Cairo Santos, 4 for 4)
- By Opp. – 11/1/2020 vs. New Orleans (Will Lutz, 4 for 5)

3 Field Goals Made

- By BEARS – 1/3/2021 vs. Green Bay (Cairo Santos, 3 for 3)
- By Opp. – 11/1/2020 vs. New Orleans (Will Lutz, 4 for 5)

FG Made of 50-or-More Yards

- By BEARS – 11/1/2020 vs. New Orleans (Cairo Santos, 51 yards)
- By Opp. – 9/26/2021 at Cleveland (Matt McLaughlin, 57 and 52 yards)



**RYAN
PACE**
General Manager

Ryan Pace, the 2018 *Sporting News* NFL Executive of the Year, is in his seventh season as general manager of the Chicago Bears in 2021. He is the sixth general manager in franchise history after being hired on January 8, 2015.

Following the 2017 season, Pace took the organization in a different direction and sought to find the next head coach to lead the Bears into the future. On January 8, 2018, Pace hired Matt Nagy as Chicago's 16th head coach. And since his hiring, Chicago has compiled a record of 28-20, an NFC North title and two playoff appearances. A total of 14 players have been selected to the Pro Bowl over the past three seasons.

With Nagy in place, Pace used all avenues available to start bolstering a young and promising roster. He made a splash on the first day of free agency in March 2018 with the signing of wide receiver Allen Robinson II and awarding players such as defensive back Kyle Fuller and defensive lineman Eddie Goldman with multi-year extensions in 2018.

Pace and his staff kept the momentum going during 2018 NFL Draft, selecting three ESPN.com All-Rookie Team honorees in linebacker Roquan Smith (Round 1, 8th overall), offensive lineman James Daniels (Round 2, 39th overall) and defensive lineman Bilal Nichols (Round 5, 145th overall). He also traded up in the second round to draft wide receiver Anthony Miller (Round 2, 51st overall), who finished second among all rookie wide receivers with seven touchdown receptions in 2018. Smith, meanwhile, would go on to record the second-most tackles (122) by a Bears rookie. Nichols made an immediate impact, recording 3.0 sacks, while Daniels started the final 10 games at left guard.

But Pace saved his boldest move for last. With the 2018 season opener looming – 8 days away to be exact – Pace acquired All-Pro linebacker Khalil Mack in a trade with the Oakland Raiders, making him the highest paid defensive player in NFL history, and a move that turned Chicago's already top-10 defense into the league's most dominant unit that season. Mack did not disappoint, leading the Bears with 12.5 sacks and six forced fumbles as Chicago's defense led the NFL in takeaways (36), interceptions (27), fewest first downs (17.3 pg), fewest rushing yards allowed (80.0 pg) and fewest points allowed (17.7 ppg) and finished third in turnover margin (+12), points off takeaways (107) and yards per game allowed (299.7).

The Bears finished 12-4 during the 2018 regular season, going on win streaks of three, four and five games, and captured the club's first NFC North title since 2010. Nagy would go on to earn Associated Press and PFWA Coach of the Year honors while setting a record for the most wins by a first-year head coach in franchise history.

Eight players, including Mack, were named to the 2019 Pro Bowl following the season. Joining Mack were defensive backs Eddie Jackson and Fuller, defensive tackle Akiem Hicks, punt returner Tarik Cohen, quarterback Mitchell Trubisky and offensive linemen Cody Whitehair and Charles Leno Jr. Mack, Fuller, Jackson and Cohen also were named Associated Press All-Pro.

In recognition for his efforts throughout the 2018 season, Pace became the third Bears executive to win Executive of the Year honors and the first since Michael McCaskey in 1985.

In 2019, Pace signed Whitehair and Jackson to multi-year extensions, making Jackson the NFL's highest paid safety, while 2019 free agent acquisition Cordarrelle Patterson joined Jackson, Fuller and Mack as 2020 Pro Bowl selections. Patterson also was named an Associated Press All-Pro for the fourth time after leading the league in kick returns. Meanwhile, rookie running back David Montgomery finished the season with 889 rushing and 185 receiving yards to become the ninth Bears rookie to top 1,000 yards from scrimmage in their rookie season and tied for the team lead with seven total touchdowns. His 889 yards and six touchdowns on the ground were both second in the NFL behind Oakland's Josh Jacobs (1,150 yds, 7 TDs) among rookie RBs.

Pace and his staff were active once again during the 2020 offseason, first with the re-signing of linebacker Danny Trevathan, before making several key free agent acquisitions with the signing of veteran tight end Jimmy Graham and linebacker Robert Quinn and trading a compensatory fourth-round pick to the Jaguars for veteran quarterback Nick Foles. Other notable additions included offensive lineman Germain Ifo and defensive back Tashaun Gipson Sr.

With two second round picks in the 2020 draft, Pace selected two players who made immediate impacts in Notre Dame tight end Cole Kmet and cornerback Jaylon Johnson out of Utah. Chicago did not pick again until Saturday's fifth round, where they selected three players in linebacker Trevis Gipson out of Tulsa, defensive back Kindie Vildor out of Georgia Southern and

ALL-TIME BEARS GENERAL MANAGERS

Ryan Pace was named Bears general manager on Jan. 8, 2015. He is just the sixth person to hold the GM position since the franchise was founded in 1920. The following is a list of all-time Bears general managers:

George S. Halas, Jr.	1963-74	Jerry Vainisi	1983-87	Phil Emery	2012-14
Jim Finks	1974-83	Jerry Angelo	2001-12	Ryan Pace	2015-Present

wide receiver Darnell Mooney out of Tulane. Mooney would go on to set a Bears record for most receptions by a rookie wide receiver with 61.

This past offseason, Pace revamped his quarterback room. First, he acquired veteran free agent Andy Dalton before making yet another splash a month later in the draft, trading up nine spots in the first round to select Ohio State quarterback Justin Fields with the 11th overall pick. He traded up again the next day to grab offensive lineman Teven Jenkins out of Oklahoma State on day two. In addition to Dalton, other key free agent acquisitions included running back Damien Williams, defensive back Desmond Trufant and wide receiver Marquise Goodwin.

In 2017, Pace continued his track record of drafting rookies who make an immediate impact on the team. Trubisky (No. 2 overall) set Bears rookie records for passing yards (2,193) and completions (196). Cohen became the first NFL rookie since Gale Sayers (1965) to score touchdowns via rushing, receiving, passing and punt return in a single season. He also tallied the third most receptions (53) by a Bears rookie in club history. Jackson finished the season with two interceptions and became the first player in NFL history to return both a fumble recovery and an interception for 75+ yard touchdowns in a single game in a win over the Panthers.

After a stellar rookie season in 2016, RB Jordan Howard, a fifth-round pick by Pace in 2016, became the first player in franchise history to rush for over 1,000 yards in each of his first two seasons (1,313 in 2016 & 1,122 in 2017) and also became the fastest player in Bears history to rush for 2,000 yards (24 games), besting Walter Payton's previous mark of 26. Hicks, a 2016 free agent acquisition, earned a four-year contract extension in September 2017.

In Pace's first two seasons as Bears GM, five Bears were selected to the PFWA's All-Rookie team (Adrian Amos, Leonard Floyd, Goldman, Whitehair and Howard), tied for the most in the NFL in that time.

In his first season overseeing Chicago's roster, Pace was tasked with turning over a roster that ranked as one of the oldest in the NFL (average 27 years, 39 days old). He trimmed that average to just over 25-years old in two seasons. The Bears fielded a competitive team, improving by one game over their previous year's record, despite the youth movement. The 2015 Bears were involved in 11 games decided by one score (5-6 record in those games) despite leading the NFL with nine rookie starters (three on offense, six on defense). The Bears defense improved from 30th in 2014 (377.1 yards per game) to 14th in 2015 (345.1 ypg) despite starting a league-most six rookie starters who combined for 41 starts, second most to the Saints 44 defensive rookie starts.

Pace joined the Bears after spending 14 seasons (2001-14) as a member of the Saints organization, including 13 in the player personnel department. He spent his final two seasons (2013-14) with the Saints as director of player personnel. In that role, Pace helped manage the team's college and pro scouting operations including all facets of scouting and evaluation of college and pro prospects along with New Orleans' roster.

Pace spent six seasons as the club's director of pro scouting (2007-12), which included overseeing the club's pro scouting staff. His duties involved recommending player acquisitions by evaluating the Saints roster and potential free agents, monitoring all transactions, researching possible trade opportunities, assessing player talent from other professional leagues and directing the advance scouting of future opponents. He also helped the Saints prepare for the draft following the regular season by assisting in the evaluation of top college prospects.

The Flower Mound, Texas native got his start in New Orleans' player personnel department as a scouting assistant in 2002, a role he held for two years before working as a pro scout from 2004-06. During that time he evaluated free agents and collegiate players entering the NFL Draft as well as scouted upcoming opponents. He joined the Saints in 2001 supporting the coordination of all game day, training camp and stadium operations.

Over Pace's 13 seasons in the New Orleans personnel department (2002-14), the Saints compiled a 115-93 (.553) record. Since 2006, the Saints reached the playoffs five times, won three division titles, played in two NFC Championship games (2006 and 2009) and won the franchise's first Super Bowl title (Super Bowl XLIV). The Saints pro scouting department helped build a Super Bowl championship club by using all avenues at their disposal: signing free agents QB Drew Brees, FB Heath Evans, LB Scott Fujita, CB Randall Gay, C Jonathan Goodwin, CB Jabari Greer, WR Lance Moore and DE Anthony Hargrove and trading for TE Jeremy Shockey, LB Jonathan Vilma, LB Scott Shanle and TE David Thomas. Pace has also worked to acquire players such as NT Brodrick Bunkley, G Ben Grubbs, LBs Curtis Lofton, RB Darren Sproles. Over his last two seasons with the Saints their draft classes included regular starters LT Terron Armstead (2013, third round), WR Brandin Cooks (2014, first round), S Kenny Vaccaro (2013, first round) and WR Kenny Stills (2013, fifth round).

In 2008, he was selected by the club to attend the NFL's Stanford Business School's Executive Education Program for Managers. He was a part of the franchise in 2005 while the club dealt with immense adversity having to guide itself through several moves in base operations in the wake of Hurricane Katrina.

Pace played collegiately as a defensive end at Eastern Illinois (1995-99), serving as team captain as a senior, graduating with a bachelor's degree in marketing.

Pace and his wife, Stephanie, have a daughter, Cardyn.



Pace and the Bears acquired All-Pro linebacker Khalil Mack in a trade with the Oakland Raiders on Sept. 1, 2018.



**MATT
NAGY**
(NFC-390)

Head Coach

School: Delaware

Hometown: Manheim, Pa.

Birthday: April 24, 1978

Matt Nagy is in his fourth season with the Chicago Bears in 2021 after being named the 16th head coach in franchise history on January 8th, 2018.

Nagy, the 2018 *Associated Press* and PFWA Coach of the Year, has compiled a record of 31-24 in his first three-plus seasons with one division championship and two playoff appearances. Nagy also has enjoyed success within the division, going 12-7 against the NFC North, including an 11-2 mark against the Vikings and Lions. In addition, his .563 win percentage is the second highest among Bears coaches since the 1970 merger, trailing only Mike Ditka and his .631 win percentage.

The Bears finished the 2020 pandemic-stricken season 8-8 and clinched their second playoff berth in three seasons, falling to the No. 2-seed New Orleans Saints in the Wild Card round. The Bears started the season 5-1, their best start to a season since 2012, before hitting a six-game skid. Nagy and the Bears rebounded, however, and finished the season strong, winning three of their last four to clinch a playoff berth. Chicago's offense found its rhythm over the final six games, averaging 30.2 points per game, including a four-game stretch with 30-plus points for the first time since 1965.

The season saw its share of individual highlights with LB Khalil Mack and KR Cordarrelle Patterson being named to the Pro Bowl, bringing the total to 14 selections in his first three years as head coach. Wide receiver Allen Robinson II led all Bears receivers for the second straight season with 102 receptions, 1,213 yards and six touchdowns, eclipsing 100 receptions for the first time in his career. It marked the first 100-catch season by a Bears wide receiver since 2013. Running back David Montgomery tied for fifth in the NFL and ranked third in the NFC with 1,070 rushing yards and eight touchdowns. Over the last six weeks of the season, Montgomery rushed for 598 yards with seven rushing touchdowns and one receiving score. Linebacker Roquan Smith led the Bears with 139 combined tackles and finished the season as the only NFL defender to record over 100 tackles, 10 TFL and at least 2.0 sacks and two interceptions. Kicker Cairo Santos finished the season with a streak of 27 consecutive field goals made, breaking the Bears single-season and overall record for consecutive makes.

The Bears finished the 2019 season 8-8 in a year that saw Robinson become the first 1,000-yard receiver for the Bears since 2014. He finished the season with a career-high 98 receptions for 1,147 yards, becoming one of only three Bears in franchise history to haul in 95+ receptions and record over 1,100 yards in a season. He also led the team with seven TD receptions, the second most in his career. QB Mitchell Trubisky finished the season with 3,138 passing yards, marking back-to-back 3,000-yard seasons, a feat accomplished just twice before in franchise history.

The Bears also were a force on the defensive side of the ball once again under Nagy and first-year defensive coordinator Chuck Pagano, allowing 18.6 points per game, the fewest in the NFC and No. 4 overall in the NFL.

Four players were named to the Pro Bowl following the season in Mack, DB Eddie Jackson, Patterson and DB Kyle Fuller.

Nagy orchestrated a remarkable turnaround for the Bears in his first year in 2018, taking a 5-11 team in 2017 and transforming them into NFC North champions, capturing AP and PFWA Coach of the Year honors for his efforts. The Bears, who won nine of their last 10 that season, finished the regular season 12-4, the most wins since the 2006 NFC Championship season (13-3), and the most by a Bears head coach in their inaugural season in franchise history. In doing so, Chicago secured the NFC's No. 3 seed and hosted a playoff game for the first time since the 2010 NFC Championship game.

The Bears finished 5-1 vs. the NFC North in 2018, their best mark in division play since 2010, sweeping both the Lions and the Vikings, and finished the regular season 7-1 at home, their best home record since 2005. The Bears averaged 26.3 points per game, fourth-best in the NFC. They scored 24 or more points 11 times, the most since 1995 and were the only team to hold a second-half lead in every regular-season game in 2018.

On the defensive side of the ball, the Bears ranked No. 1 in the NFL in takeaways (36), interceptions (27), INT returns for touchdowns (5), three-and-out percentage (.268), fewest first downs allowed (278/17.3 pg), fewest rushing yards allowed (80.0 pg) and fewest points allowed (17.7 ppg).

Eight players (Mack, Jackson, Fuller, Akiem Hicks, Tarik Cohen, Trubisky, Cody Whitehair and Charles Leno Jr.) were named to the 2019 Pro Bowl following the season while four (Mack, Jackson, Fuller, Cohen) also earned All-Pro honors.

In 2017, Nagy completed his fifth and final season in Kansas City and his first as offensive coordinator. He was promoted to OC following the 2016 season after serving as co-offensive coordinator with Brad Childress. Prior to that, Nagy spent three seasons as the Chiefs QBs coach.

In his first season as offensive coordinator in 2017, Nagy guided a Chiefs offense that ranked No. 5 in the NFL in total offense with 375.4 yards per game en route to a 10-6 record and an AFC West Division title. The Chiefs also finished sixth in the NFL in points per game (25.9), seventh in passing (256.5), ninth in rushing (118.9) and led the NFL with the fewest giveaways (8). The Chiefs also were one of the most explosive offenses in 2017, tying for fifth in the NFL with 69 plays from scrimmage of 20+ yards.

Quarterback Alex Smith finished the 2017 regular season fourth in the AFC in passing with 4,042 yards to go along with 26 touchdowns – both career highs – and only five interceptions. Also under Nagy's tutelage, rookie running back Kareem Hunt led the NFL in rushing with 1,327 yards and eight touchdowns and tied for first in the NFL with 12 rushes of 20 or more yards,

earning Pro Bowl honors in the process. Travis Kelce also earned Pro Bowl honors, leading all NFL tight ends with 83 receptions and finishing second among tight ends with 1,038 yards and eight touchdowns. Nine of his 83 grabs went for at least 25 yards, second most in the league behind only New England's Rob Gronkowski (11). Additionally, wide receiver Tyreek Hill ranked seventh in the NFL with 1,183 yards to go along with seven touchdowns and tied for third with 15 receptions of 25 or more yards – trailing only Pittsburgh's Antonio Brown (16) and Houston's DeAndre Hopkins (17).

In his five seasons with the Chiefs, Nagy worked closely with Smith, who owned a 65.1 completion percentage in the five seasons working with Nagy, ranking first among all Chiefs QBs with at least 700 passing attempts.

In 2016, Nagy helped the Chiefs to a 12-4 regular-season record, the club's first AFC West title since 2010, the No. 2 overall seed in the AFC and a first-round bye. Overall, Nagy helped the Chiefs to the postseason four times in his five seasons with the club.

In his first year with the Chiefs, Nagy worked with Smith in a season that brought him five 100.0-plus quarterback ratings, one of which was a perfect rating of 158.3 at Oakland. Focusing on ball protection, he coached Smith to an AFC-low seven interceptions with a minimum of 300 attempts and a 1.4 interception percentage, also the lowest in the AFC. Smith also earned his first Pro Bowl selection following his first season with the Chiefs in 2013.

Before joining the Chiefs coaching staff, Nagy spent three years on the offensive staff of the Philadelphia Eagles, serving two seasons as the franchise's offensive quality control coach (2011-12). He was promoted to that role after he served as a coaching assistant during the 2010 campaign. His initial experience with the Eagles came in 2008 and 2009 when he served as a coaching intern during Eagles training camp.

A former quarterback for the Arena Football League, Nagy played six seasons for the New York Dragons (2002), Carolina Cobras (2004), Georgia Force (2005-06) and Columbus Destroyers (2007-08). During his career, Nagy completed 65.5 percent of his passes for 18,866 yards, 374 touchdowns and a quarterback rating of 115.1.

Nagy played collegiately at Delaware, setting more than 20 career passing records at the time, including career marks for passing yards (8,214) and touchdowns (58). He ranks second for most career attempts (895) and most career completions (502) behind former Delaware star Joe Flacco. Nagy earned All-America honors as a senior for the Blue Hens after setting single-season records in attempts (379), yards (3,436) and touchdowns (29).

After graduating from Delaware with a degree in health and physical education, Nagy gained coaching experience at several local high schools, as he served as an assistant coach at Manheim Central (2001), the quarterbacks coach at Cedar Crest (2002-03) and the offensive coordinator at Palmyra Area High School (2008-09).

He and his wife, Stacey, have four sons: Brayden, Tate, Jaxon and Jett.

MATT NAGY'S OVERALL RECORDS IN THE NFL

Year	Team	Position	Regular Season	Postseason
2018	Chicago	Head Coach	12-4	0-1
2019	Chicago	Head Coach	8-8	
2020	Chicago	Head Coach	8-8	0-1
2021	Chicago	Head Coach	3-4	
TOTALS			31-24	0-2

MATT NAGY VS. NFL OPPONENTS

NFC Opponents	Reg. 24-16	Post. 0-2	Overall 24-18	AFC Opponents	Reg. 7-8	Post. 0-0	Overall 7-8
NFC North	12-8	0-0	12-8	AFC North	1-1	0-0	1-1
Chicago	0-0	0-0	0-0	Baltimore	0-0	0-0	0-0
Detroit	6-1	0-0	6-1	Cincinnati	1-0	0-0	1-0
Green Bay	1-6	0-0	1-6	Cleveland	0-1	0-0	0-1
Minnesota	5-1	0-0	5-1	Pittsburgh	0-0	0-0	0-0
NFC South	4-3	0-1	4-4	AFC South	2-2	0-0	2-2
Atlanta	1-0	0-0	1-0	Houston	1-0	0-0	1-0
Carolina	1-0	0-0	1-0	Indianapolis	0-1	0-0	0-1
New Orleans	0-2	0-1	0-3	Jacksonville	1-0	0-0	1-0
Tampa Bay	2-1	0-0	2-1	Tennessee	0-1	0-0	0-1
NFC East	4-2	0-1	4-3	AFC East	2-2	0-0	2-2
Dallas	1-0	0-0	1-0	Buffalo	1-0	0-0	1-0
New York Giants	2-1	0-0	2-1	Miami	0-1	0-0	0-1
Philadelphia	0-1	0-1	0-2	New England	0-1	0-0	0-1
Washington	1-0	0-0	1-0	New York Jets	1-0	0-0	1-0
NFC West	4-3	0-0	4-3	AFC West	2-3	0-0	2-3
Arizona	1-0	0-0	1-0	Denver	1-0	0-0	1-0
San Francisco	1-0	0-0	1-0	Kansas City	0-1	0-0	0-1
Seattle	1-0	0-0	1-0	Las Vegas	1-1	0-0	1-1
Los Angeles Rams	1-3	0-0	1-3	Los Angeles Chargers	0-1	0-0	0-1

MATT HAGY CAREER SUPERLATIVES (REGULAR SEASON)

TEAM GAME HIGHS

Points	48, Tampa Bay (9/30/18)
First Downs	29, New England (10/21/18)
Rushes	42, at Minnesota (12/20/20)
Yards Rushing	199, at Minnesota (12/20/20)
Yards Per Rush	7.56, at Green Bay (11/29/20)
TD Rushes	3, 4x last, at Jacksonville (12/27/20)
Pass Attempts	54, New Orleans (10/20/19)
Pass Completions	36, at Tennessee (11/8/20)
Yards Passing	355, Detroit (11/11/18)
Yards Per Pass	13.62, Tampa Bay (9/30/18)
TD Passes	6, Tampa Bay (9/30/18)
Total Plays	77, 2x last at New York Giants (12/02/18)
Total Offense	483, Tampa Bay (9/30/18)
Yards Per Play	8.32, Tampa Bay (9/30/18)
Times Sacked	9, at Cleveland (9/26/21)
Penalties	14, at Buffalo (11/04/18)
Penalty Yards	129, at Buffalo (11/04/18)
Turnovers	3, 2x last Green Bay (12/15/19)
Interceptions By	4, L.A. Rams (12/9/18)
Punts	9, Detroit (11/10/19)
Forced Turnovers	5, at Washington (9/23/19)
Forced Fumbles	3 (2x) last, at Los Angeles (11/17/18)
Time of Possession	38:00, LAC (10/27/19)
Points, First Quarter	14, vs. Tampa Bay (9/30/18)
Points, Second Quarter	28, at Buffalo (11/04/18)
Points, Third Quarter	21 (3x) last, at Jacksonville (12/27/20)
Points, Fourth Quarter	21, at Detroit (9/13/20)
Points, First Half	38, vs. Tampa Bay (9/30/18)
Points, Second Half	28, at Miami (10/14/18)

INDIVIDUAL GAME HIGHS

Rushes	32, D. Montgomery, at Minnesota (12/20/20)
Yards Rushing	146, D. Montgomery, at Minnesota (12/20/20)
TD Rushes	2, 6x last: D. Montgomery, vs. Detroit (10/3/21)
Long Rush	80-TD, D. Montgomery, Houston (12/13/20)
Pass Attempts	54, M. Trubisky, New Orleans (10/20/19)
Pass Completions	36, N. Foles, at Tennessee (11/8/20)
Yards Passing	355, M. Trubisky, Detroit (11/11/18)
TD Passes	6, M. Trubisky, Tampa Bay (9/30/18)
TDs accounted for	6, M. Trubisky, Tampa Bay (9/30/18)
Longest Pass	70/TD M. Truibsky to T. Cohen, NYJ (10/28/18)
Longest TD Pass	70/TD M. Truibsky to T. Cohen, NYJ (10/28/18)
Receptions	12, T. Cohen at New York Giants (12/02/18)
Yards Receiving	156, T. Cohen at New York Giants (12/02/18)
TD Receptions	3, T.Gabriel at Washington (9/23/19)
Field Goals	4, 2x last: C. Santos, at Minnesota (12/20/20)
Long Field Goal	55, C. Santos at Carolina (10/18/20)
Punts	9, P. O'Donnell, Detroit (11/10/19)
Punting Average	57.4, P. O'Donnell, Green Bay (9/15/19)
Long Punt	75, P. O'Donnell, Green Bay (9/15/19)
Long Punt Return	71, T. Cohen, at Oakland (10/6/19)
Long Kickoff Return	104/TD, C. Patterson, Minnesota (11/16/20)
Tackles	16, R. Smith at Detroit (11/28/19)
Sacks	2.5, K. Mack, Green Bay (12/16/18)
TFL	5.0, A. Hicks, Minnesota (11/18/18)
INTs	2, 3x Last: R. Smith at Jacksonville (12/27/20)

CHICAGO BEARS COACHING STAFF



Sean Desai
Defensive Coordinator



Bill Lazor
Offensive Coordinator



Chris Tabor
Special Teams Coordinator



John DeFilippo
Pass Game Coordinator/Quarterbacks



Clancy Barone
Tight Ends



Juan Castillo
Offensive Line



Mike Furrey
Wide Receivers



Bill McGovern
Inside Linebackers



Michael Pitre
Running Backs



Chris Rumph
Defensive Line



Bill Shuey
Outside Linebackers



Deshae Townsend
Secondary



Mike Adams
Assistant Defensive Backs



Brian Ginn
Assistant Special Teams



Chris Jackson
Assistant Wide Receivers



Mike Pettine
Senior Defensive Assistant



Donovan Ralola
Assistant Offensive Line



Mike Snyder
Offensive Quality Control/Assistant Quarterbacks



Henry Burris
Offensive Quality Control



Shane Toub
Defensive Quality Control



Ronell Williams
Defensive Quality Control



Tom Herman
Offensive Analyst/Special Projects



Jason Loscalzo
Head Strength and Conditioning Coach



Casey Kramer
Assistant Strength and Conditioning



Anthony Hibbert
Assistant Strength and Conditioning



14

WEEK 1

 Chicago Bears 14, Los Angeles Rams 34
 70,445 SoFi Stadium Sep 12, 2021


34

Chicago Bears	0	7	7	0	-	14
Los Angeles Rams	10	3	14	7	-	34

SCORING DRIVES

TEAM	QTR	TIME	SCORING PLAY	CHI	LAR
Rams	1	10:36	V.Jefferson 67 yd. pass from M.Stafford (M.Gay kick) (3-80, 1:18)	0	7
Rams	1	04:39	M.Gay 53 yd. Field Goal (6-24, 2:38)	0	10
Rams	2	11:39	M.Gay 22 yd. Field Goal (10-54, 4:35)	0	13
Bears	2	00:34	D.Montgomery 3 yd. run (C.Santos kick) (9-55, 4:08)	7	13
Rams	3	13:52	C.Kupp 56 yd. pass from M.Stafford (M.Gay kick) (4-75, 1:08)	7	20
Bears	3	04:14	J.Fields 3 yd. run (C.Santos kick) (16-81, 9:38)	14	20
Rams	3	01:19	D.Henderson 1 yd. run (M.Gay kick) (8-75, 2:55)	14	27
Rams	4	03:17	R.Woods 2 yd. pass from M.Stafford (M.Gay kick) (12-70, 6:44)	14	34

CHICAGO BEARS

PASSING	ATT	CP	YDS	SK/YD	TD	LG	INT	RTG
Andy Dalton	38	27	206	3/28	0	19	1	72.9
Justin Fields	2	2	10	0/0	0	9	0	87.5
TOTAL	40	29	216	3/28	0	19	1	74.6

RUSHING	ATT	YDS	AVG	LG	TD
David Montgomery	16	108	6.8	41	1
Andy Dalton	2	13	6.5	9	0
Damien Williams	6	12	2.0	6	0
Justin Fields	1	3	3.0	3t	1
Marquise Goodwin	1	-2	-2.0	-2	0
TOTAL	26	134	5.2	41	2

RECEIVING	NO	YDS	AVG	LG	TD
Allen Robinson II	6	35	5.8	9	0
Cole Kmet	5	42	8.4	10	0
Darnell Mooney	5	26	5.2	9	0
Marquise Goodwin	4	45	11.3	19	0
Damien Williams	4	28	7.0	11	0
Damiere Byrd	3	19	6.3	10	0
Jimmy Graham	1	11	11.0	11	0
David Montgomery	1	10	10.0	10	0
TOTAL	29	216	7.4	19	0

TOP DEFENSE	TOT	SOLO	AST	SCK	YDS	INT
Roquan Smith	11	6	5	0.0	0.0	0
Alec Ogletree	5	2	3	0.0	0.0	0
Eddie Jackson	5	5	0	0.0	0.0	0

FIELD GOALS	FGM/FGA	PERCENT	RESULTS
No Field Goals			

LOS ANGELES RAMS

PASSING	ATT	CP	YDS	SK/YD	TD	LG	INT	RTG
Matthew Stafford	26	20	321	1/9	3	67t	0	156.1
TOTAL	26	20	321	1/9	3	67T	0	156.1

RUSHING	ATT	YDS	AVG	LG	TD
Darrell Henderson Jr.	16	70	4.4	15	1
Robert Woods	1	7	7.0	7	0
Sony Michel	1	2	2.0	2	0
Matthew Stafford	5	-5	-1.0	1	0
TOTAL	23	74	3.2	15	1

RECEIVING	NO	YDS	AVG	LG	TD
Cooper Kupp	7	108	15.4	56t	1
Tyler Higbee	5	68	13.6	37	0
Robert Woods	3	27	9.0	19	1
Van Jefferson	2	80	40.0	67t	1
DeSean Jackson	2	21	10.5	18	0
Darrell Henderson Jr.	1	17	17.0	17	0
TOTAL	20	321	16.1	67T	3

TOP DEFENSE	TOT	SOLO	AST	SCK	YDS	INT
Jordan Fuller	11	6	5	0.0	0.0	0
Kenny Young	10	5	5	0.0	0.0	0
Jalen Ramsey	9	7	2	0.0	0.0	0

FIELD GOALS	FGM/FGA	PERCENT	RESULTS
Matt Gay	2-2	100.0	53G, 22G
TOTAL	2-2	100.0	

TEAM STATISTICS	BEARS	RAMS
First Downs	24	18
3rd-Down Eff. (Made/Att/Pct)	5/11/45%	6/11/55%
4th-Down Eff. (Made/Att/Pct)	0/4/0%	1/1/100%
Total Net Yards	322	386
Total Plays	69	50
Yards Per Play	4.7	7.7
Rushes/Net Yards	26/134	23/74
Net Passing	188	312
Pass Attempts/Completions	40/29	26/20
Had Intercepted	1	0
Sacked/Yards Lost	3/28	1/9
Punts/Average	1/36.0	1/50.0
Penalties/Yards	3/35	4/36
Fumbles/Lost	1/1	0/0
Possession Time	35:14	24:46



17

WEEK 2

Cincinnati Bengals 17, Chicago Bears 20
60,840 Soldier Field Sep 19, 2021



20

Cincinnati Bengals	0	0	3	14	-	17
Chicago Bears	7	0	0	13	-	20

SCORING DRIVES

TEAM	QTR	TIME	SCORING PLAY	CIN	CHI
Bears	1	09:58	A.Robinson 11 yd. pass from A.Dalton (C.Santos kick) (9-75, 5:02)	0	7
Bengals	3	08:22	E.McPherson 53 yd. Field Goal (12-43, 6:38)	3	7
Bears	4	14:52	C.Santos 28 yd. Field Goal (8-29, 4:56)	3	10
Bears	4	10:55	R.Smith 53 yd. Interception return (C.Santos kick)	3	17
Bears	4	06:40	C.Santos 22 yd. Field Goal (4-5, 1:26)	3	20
Bengals	4	04:39	J.Chase 42 yd. pass from J.Burrow (E.McPherson kick) (6-75, 2:01)	10	20
Bengals	4	03:39	T.Higgins 7 yd. pass from J.Burrow (E.McPherson kick) (1-7, 0:04)	17	20

CINCINNATI BENGALS

PASSING	ATT	CP	YDS	SK/YD	TD	LG	INT	RTG
Joe Burrow	30	19	207	5/28	2	42T	3	66.2
TOTAL	30	19	207	5/28	2	42T	3	66.3

RUSHING	ATT	YDS	AVG	LG	TD
Joe Mixon	20	69	3.5	10	0
TOTAL	20	69	3.5	10	0

RECEIVING	NO	YDS	AVG	LG	TD
Tyler Boyd	7	73	10.4	22	0
Tee Higgins	6	60	10.0	14	1
Ja'Marr Chase	2	54	27.0	42T	1
C.J. Uzomah	2	4	2.0	3	0
Chris Evans	1	14	14.0	14	0
Joe Mixon	1	2	2.0	2	0
TOTAL	19	207	10.9	42T	2

TOP DEFENSE	TOT	SOLO	AST	SCK	YDS	INT
Logan Wilson	9	2	7	0.0	0.0	1
Sam Hubbard	8	6	2	0.5	4.5	0
Vonn Bell	6	5	1	0.0	0.0	0

FIELD GOALS	FGM/FGA	PERCENT	RESULTS
Evan McPherson	1-1	100.0	53G
TOTAL	1-1	100.0	

CHICAGO BEARS

PASSING	ATT	CP	YDS	SK/YD	TD	LG	INT	RTG
Justin Fields	13	6	60	2/25	0	21	1	27.7
Andy Dalton	11	9	56	1/8	1	17	0	118.2
TOTAL	24	15	116	3/33	1	21	1	70.8

RUSHING	ATT	YDS	AVG	LG	TD
David Montgomery	20	61	3.1	11	0
Justin Fields	10	31	3.1	10	0
Andy Dalton	2	25	12.5	14	0
Damien Williams	2	6	3.0	6	0
TOTAL	34	123	3.6	14	0

RECEIVING	NO	YDS	AVG	LG	TD
Darnell Mooney	6	66	11.0	21	0
David Montgomery	3	18	6.0	10	0
Allen Robinson II	2	24	12.0	13	1
Damien Williams	2	-2	-1.0	3	0
Marquise Goodwin	1	10	10.0	10	0
Cole Kmet	1	0	0.0	0	0
TOTAL	15	116	7.7	21	1

TOP DEFENSE	TOT	SOLO	AST	SCK	YDS	INT
Roquan Smith	9	5	4	1.0	8.0	1
Duke Shelley	6	5	1	0.0	0.0	0
Akiem Hicks	4	3	1	0.0	0.0	0

FIELD GOALS	FGM/FGA	PERCENT	RESULTS
Cairo Santos	2-2	100.0	28G, 22G
TOTAL	2-2	100.0	

TEAM STATISTICS	BENGALS	BEARS
First Downs	14	16
3rd-Down Eff. (Made/Att/Pct)	6/13/46%	6/15/40%
4th-Down Eff. (Made/Att/Pct)	0/1/0%	0/1/0%
Total Net Yards	248	206
Total Plays	55	61
Yards Per Play	4.5	3.4
Rushes/Net Yards	20/69	34/123
Net Passing	179	83
Pass Attempts/Completions	30/19	24/15
Had Intercepted	3	1
Sacked/Yards Lost	5/28	3/33
Punts/Average	2/37.5	4/42.3
Penalties/Yards	4/57	8/70
Fumbles/Lost	1/1	1/0
Possession Time	28:39	31:21



6

WEEK 3

Chicago Bears 6, Cleveland Browns 26
67,431 FirstEnergy Stadium Sep 26, 2021

26

Chicago Bears	3	0	3	0	-	6
Cleveland Browns	0	10	3	13	-	26

SCORING DRIVES

TEAM	QTR	TIME	SCORING PLAY	CHI	CLE
Bears	1	08:40	C.Santos 47 yd. Field Goal (5-24, 2:46)	3	0
Browns	2	12:31	C.McLaughlin 57 yd. Field Goal (8-38, 4:32)	3	3
Browns	2	00:19	A.Hooper 13 yd. pass from B.Mayfield (C.McLaughlin kick) (12-89, 2:35)	3	10
Browns	3	09:32	C.McLaughlin 41 yd. Field Goal (7-21, 4:26)	3	13
Bears	3	01:43	C.Santos 22 yd. Field Goal (9-65, 4:02)	6	13
Browns	4	14:46	K.Hunt 29 yd. run (C.McLaughlin kick) (6-75, 1:57)	6	20
Browns	4	10:40	C.McLaughlin 52 yd. Field Goal (6-37, 3:00)	6	23
Browns	4	03:43	C.McLaughlin 28 yd. Field Goal (10-41, 5:35)	6	26

CHICAGO BEARS

PASSING	ATT	CP	YDS	SK/YD	TD	LG	INT	RTG
Justin Fields	20	6	68	9/67	0	18	0	41.2
TOTAL	20	6	68	9/67	0	18	0	41.3

RUSHING	ATT	YDS	AVG	LG	TD
David Montgomery	10	34	3.4	16	0
Justin Fields	3	12	4.0	7	0
TOTAL	13	46	3.5	16	0

RECEIVING	NO	YDS	AVG	LG	TD
Allen Robinson II	2	27	13.5	18	0
David Montgomery	2	21	10.5	11	0
Cole Kmet	1	11	11.0	11	0
Darnell Mooney	1	9	9.0	9	0
TOTAL	6	68	11.3	18	0

TOP DEFENSE	TOT	SOLO	AST	SCK	YDS	INT
Roquan Smith	10	5	5	0.0	0.0	0
Bilal Nichols	6	3	3	0.0	0.0	0
Deon Bush	6	5	1	0.0	0.0	0

FIELD GOALS	FGM/FGA	PERCENT	RESULTS
Cairo Santos	2-2	100.0	47G, 22G
TOTAL	2-2	100.0	

CLEVELAND BROWNS

PASSING	ATT	CP	YDS	SK/YD	TD	LG	INT	RTG
Baker Mayfield	31	19	246	5/43	1	26	0	97.0
TOTAL	31	19	246	5/43	1	26	0	97.0

RUSHING	ATT	YDS	AVG	LG	TD
Nick Chubb	22	84	3.8	14	0
Kareem Hunt	10	81	8.1	29T	1
Baker Mayfield	4	31	7.8	12	0
Odell Beckham Jr.	1	10	10.0	10	0
D'Ernest Johnson	2	9	4.5	5	0
Case Keenum	3	0	0.0	2	0
TOTAL	42	215	5.1	29T	1

RECEIVING	NO	YDS	AVG	LG	TD
Kareem Hunt	6	74	12.3	23	0
Odell Beckham Jr.	5	77	15.4	26	0
Donovan Peoples-Jones	2	39	19.5	21	0
Rashard Higgins	2	24	12.0	17	0
Austin Hooper	2	19	9.5	13T	1
Demetric Felton	2	13	6.5	13	0
TOTAL	19	246	12.9	26	1

TOP DEFENSE	TOT	SOLO	AST	SCK	YDS	INT
Myles Garrett	7	6	1	4.5	24.5	0
Jeremiah Owusu-Koramoah	4	3	1	0.5	2.5	0
Denzel Ward	3	3	0	0.0	0.0	0

FIELD GOALS	FGM/FGA	PERCENT	RESULTS
Chase McLaughlin	4-4	100.0	57G, 41G, 52G, 28G
TOTAL	4-4	100.0	

TEAM STATISTICS

	BEARS	BROWNS
First Downs	6	26
3rd-Down Eff. (Made/Att/Pct)	1/11/9%	8/17/47%
4th-Down Eff. (Made/Att/Pct)	0/1/0%	1/3/33%
Total Net Yards	47	418
Total Plays	42	78
Yards Per Play	1.1	5.4
Rushes/Net Yards	13/46	42/215
Net Passing	1	203
Pass Attempts/Completions	20/6	31/19
Had Intercepted	0	0
Sacked/Yards Lost	9/67	5/43
Punts/Average	7/56.7	2/41.0
Penalties/Yards	5/44	7/98
Fumbles/Lost	1/0	0/0
Possession Time	20:26	39:34



14

WEEK 4

 Detroit Lions 14, Chicago Bears 24
 61,468 Soldier Field Oct 3, 2021


24

Detroit Lions	0	0	7	7	-	14
Chicago Bears	7	7	10	0	-	24

SCORING DRIVES

TEAM	QTR	TIME	SCORING PLAY	DET	CHI
Bears	1	08:49	D.Montgomery 4 yd. run (C.Santos kick) (12-75, 6:11)	0	7
Bears	2	14:51	D.Montgomery 9 yd. run (C.Santos kick) (6-89, 2:53)	0	14
Bears	3	10:33	D.Williams 4 yd. run (C.Santos kick) (6-77, 2:49)	0	21
Lions	3	03:19	K.Raymond 4 yd. pass from J.Goff (R.Santos kick) (6-44, 3:22)	7	21
Bears	3	00:10	C.Santos 33 yd. Field Goal (7-60, 3:09)	7	24
Lions	4	11:17	K.Raymond 25 yd. pass from J.Goff (R.Santos kick) (8-75, 3:53)	14	24

DETROIT LIONS

PASSING	ATT	CP	YDS	SK/YD	TD	LG	INT	RTG
Jared Goff	38	24	299	4/38	2	33	0	105.0
TOTAL	38	24	299	4/38	2	33	0	105.0

RUSHING	ATT	YDS	AVG	LG	TD
Jamaal Williams	14	66	4.7	11	0
D'Andre Swift	8	16	2.0	6	0
Jared Goff	3	8	2.7	6	0
TOTAL	25	90	3.6	11	0

RECEIVING	NO	YDS	AVG	LG	TD
Amon-Ra St. Brown	6	70	11.7	24	0
Quintez Cephus	4	83	20.8	33	0
T.J. Hockenson	4	42	10.5	22	0
D'Andre Swift	4	33	8.3	11	0
Kalif Raymond	3	46	15.3	25t	2
Trinity Benson	2	12	6.0	9	0
KhaDarel Hodge	1	13	13.0	13	0
TOTAL	24	299	12.5	33	2

TOP DEFENSE	TOT	SOLO	AST	SCK	YDS	INT
Alex Anzalone	7	4	3	0.0	0.0	0
Amani Ozuwariye	6	3	3	0.0	0.0	1
Bobby Price	5	3	2	0.0	0.0	0

FIELD GOALS	FGM/FGA	PERCENT	RESULTS
No Field Goals			

CHICAGO BEARS

PASSING	ATT	CP	YDS	SK/YD	TD	LG	INT	RTG
Justin Fields	17	11	209	1/24	0	64	1	82.7
TOTAL	17	11	209	1/24	0	64	1	82.7

RUSHING	ATT	YDS	AVG	LG	TD
David Montgomery	23	106	4.6	24	2
Damien Williams	8	55	6.9	23	1
Darnell Mooney	1	10	10.0	10	0
Justin Fields	3	9	3.0	11	0
Khalil Herbert	3	7	2.3	4	0
Marquise Goodwin	1	1	1.0	1	0
TOTAL	39	188	4.8	24	3

RECEIVING	NO	YDS	AVG	LG	TD
Darnell Mooney	5	125	25.0	64	0
Allen Robinson II	3	63	21.0	28	0
Damien Williams	2	15	7.5	8	0
Cole Kmet	1	6	6.0	6	0
TOTAL	11	209	19.0	64	0

TOP DEFENSE	TOT	SOLO	AST	SCK	YDS	INT
Alec Ogletree	12	10	2	0.0	0.0	0
Roquan Smith	10	8	2	1.0	8.0	0
Deon Bush	8	5	3	0.0	0.0	0

FIELD GOALS	FGM/FGA	PERCENT	RESULTS
Cairo Santos	1-1	100.0	33G
TOTAL	1-1	100.0	

TEAM STATISTICS	LIONS	BEARS
First Downs	23	20
3rd-Down Eff. (Made/Att/Pct)	4/11/36%	1/8/13%
4th-Down Eff. (Made/Att/Pct)	1/3/33%	1/1/100%
Total Net Yards	351	373
Total Plays	67	57
Yards Per Play	5.2	6.5
Rushes/Net Yards	25/90	39/188
Net Passing	261	185
Pass Attempts/Completions	38/24	17/11
Had Intercepted	0	1
Sacked/Yards Lost	4/38	1/24
Punts/Average	3/55.3	3/53.0
Penalties/Yards	4/26	7/61
Fumbles/Lost	3/2	1/0
Possession Time	31:17	28:43



WEEK 5

Chicago Bears 20, Las Vegas Raiders 9
59,122 Allegiant Stadium Oct 10, 2021



Chicago Bears	0	14	0	6	-	20
Las Vegas Raiders	3	0	0	6	-	9

SCORING DRIVES

TEAM	QTR	TIME	SCORING PLAY	CHI	LV
Raiders	1	04:00	D.Carlson 31 yd. Field Goal (13-69, 6:08)	0	3
Bears	2	13:11	J.Horsted 2 yd. pass from J.Fields (C.Santos kick) (10-72, 5:49)	7	3
Bears	2	01:56	D.Williams 4 yd. run (C.Santos kick) (16-86, 8:17)	14	3
Raiders	4	09:01	J.Jacobs 1 yd. run (pass failed) (16-74, 8:19)	14	9
Bears	4	02:45	C.Santos 46 yd. Field Goal (10-57, 6:16)	17	9
Bears	4	00:56	C.Santos 46 yd. Field Goal (4-2, 0:59)	20	9

CHICAGO BEARS

PASSING	ATT	CP	YDS	SK/YD	TD	LG	INT	RTG
Justin Fields	20	12	111	2/10	1	18	0	91.9
Andy Dalton	1	1	8	0/0	0	8	0	100.0
TOTAL	21	13	119	2/10	1	18	0	93.2

RUSHING	ATT	YDS	AVG	LG	TD
Khalil Herbert	18	75	4.2	11	0
Damien Williams	16	64	4.0	14	1
Justin Fields	3	4	1.3	3	0
TOTAL	37	143	3.9	14	1

RECEIVING	NO	YDS	AVG	LG	TD
Allen Robinson II	4	32	8.0	12	0
Darnell Mooney	3	35	11.7	15	0
Cole Kmet	2	22	11.0	14	0
Damien Williams	2	20	10.0	18	0
Marquise Goodwin	1	8	8.0	8	0
Jesper Horsted	1	2	2.0	2t	1
TOTAL	13	119	9.2	18	1

TOP DEFENSE	TOT	SOLO	AST	SCK	YDS	INT
Roquan Smith	10	5	5	0.0	0.0	0
Khalil Mack	8	7	1	1.0	8.0	0
Alec Ogletree	6	6	0	0.0	0.0	0

FIELD GOALS	FGM/FGA	PERCENT	RESULTS
Cairo Santos	2-2	100.0	46G, 46G
TOTAL	2-2	100.0	

LAS VEGAS RAIDERS

PASSING	ATT	CP	YDS	SK/YD	TD	LG	INT	RTG
Derek Carr	35	22	206	3/18	0	29	1	67.1
TOTAL	35	22	206	3/18	0	29	1	67.1

RUSHING	ATT	YDS	AVG	LG	TD
Josh Jacobs	15	48	3.2	11	1
Kenyan Drake	2	11	5.5	8	0
Derek Carr	3	10	3.3	8	0
Nathan Peterman	2	2	1.0	1	0
TOTAL	22	71	3.2	11	1

RECEIVING	NO	YDS	AVG	LG	TD
Hunter Renfrow	6	56	9.3	17	0
Darren Waller	4	45	11.3	29	0
Josh Jacobs	4	19	4.8	8	0
Henry Ruggs III	3	51	17.0	29	0
Bryan Edwards	2	22	11.0	12	0
Zay Jones	1	6	6.0	6	0
Jalen Richard	1	4	4.0	4	0
Willie Snead IV	1	3	3.0	3	0
TOTAL	22	206	9.4	29	0

TOP DEFENSE	TOT	SOLO	AST	SCK	YDS	INT
Denzel Perryman	13	10	3	0.0	0.0	0
Amik Robertson	7	5	2	0.0	0.0	0
Cory Littleton	6	3	3	0.0	0.0	0

FIELD GOALS	FGM/FGA	PERCENT	RESULTS
Daniel Carlson	1-1	100.0	31G
TOTAL	1-1	100.0	

TEAM STATISTICS

	BEARS	RAIDERS
First Downs	19	16
3rd-Down Eff. (Made/Att/Pct)	6/13/46%	5/14/36%
4th-Down Eff. (Made/Att/Pct)	0/0/0%	1/3/33%
Total Net Yards	252	259
Total Plays	60	60
Yards Per Play	4.2	4.3
Rushes/Net Yards	37/143	22/71
Net Passing	109	188
Pass Attempts/Completions	21/13	35/22
Had Intercepted	0	1
Sacked/Yards Lost	2/10	3/18
Punts/Average	5/46.8	4/56.0
Penalties/Yards	8/70	10/82
Fumbles/Lost	1/0	0/0
Possession Time	32:02	27:58



24

WEEK 6

Green Bay Packers 24, Chicago Bears 14
62,332 Soldier Field Oct 17, 2021



14

Green Bay Packers	0	10	7	7	-	24
Chicago Bears	7	0	0	7	-	14

SCORING DRIVES

TEAM	QTR	TIME	SCORING PLAY	GB	CHI
Bears	1	06:45	K.Herbert 1 yd. run (C.Santos kick) (8-80, 4:24)	0	7
Packers	2	09:59	A.Lazard 1 yd. pass from Aa.Rodgers (M.Crosby kick) (12-80, 6:14)	7	7
Packers	2	04:09	M.Crosby 39 yd. Field Goal (7-38, 3:54)	10	7
Packers	3	06:00	A.Jones 12 yd. pass from Aa.Rodgers (M.Crosby kick) (10-90, 6:54)	17	7
Bears	4	08:44	D.Mooney 5 yd. pass from J.Fields (C.Santos kick) (10-80, 6:16)	17	14
Packers	4	04:30	Aa.Rodgers 6 yd. run (M.Crosby kick) (7-75, 4:14)	24	14

GREEN BAY PACKERS

PASSING	ATT	CP	YDS	SK/YD	TD	LG	INT	RTG
Aaron Rodgers	23	17	195	3/26	2	41	0	128.0
TOTAL	23	17	195	3/26	2	41	0	128.0

RUSHING	ATT	YDS	AVG	LG	TD
Aaron Jones	13	76	5.8	28	0
AJ Dillon	11	59	5.4	36	0
Aaron Rodgers	7	19	2.7	16	1
TOTAL	31	154	5.0	36	1

RECEIVING	NO	YDS	AVG	LG	TD
Davante Adams	4	89	22.3	41	0
Aaron Jones	4	34	8.5	12t	1
Allen Lazard	3	27	9.0	13	1
Marcedes Lewis	2	17	8.5	9	0
Robert Tonyan	2	10	5.0	6	0
Amari Rodgers	1	14	14.0	14	0
Josiah Deguara	1	4	4.0	4	0
TOTAL	17	195	11.5	41	2

TOP DEFENSE	TOT	SOLO	AST	SCK	YDS	INT
De'Vondre Campbell	6	4	2	0.0	0.0	0
Dean Lowry	5	4	1	1.0	10.0	0
Rasul Douglas	5	5	0	0.0	0.0	0

FIELD GOALS	FGM/FGA	PERCENT	RESULTS
Mason Crosby	1-1	100.0	39G
TOTAL	1-1	100.0	

CHICAGO BEARS

PASSING	ATT	CP	YDS	SK/YD	TD	LG	INT	RTG
Justin Fields	27	16	174	4/37	1	21	1	75.2
TOTAL	27	16	174	4/37	1	21	1	75.2

RUSHING	ATT	YDS	AVG	LG	TD
Khalil Herbert	19	97	5.1	25	1
Justin Fields	6	43	7.2	16	0
Cole Kmet	1	0	0.0	0	0
TOTAL	26	140	5.4	25	1

RECEIVING	NO	YDS	AVG	LG	TD
Darnell Mooney	5	45	9.0	15	1
Allen Robinson II	4	53	13.3	20	0
Cole Kmet	4	49	12.3	21	0
Khalil Herbert	2	15	7.5	8	0
Marquise Goodwin	1	12	12.0	12	0
TOTAL	16	174	10.9	21	1

TOP DEFENSE	TOT	SOLO	AST	SCK	YDS	INT
Roquan Smith	12	6	6	0.0	0.0	0
Eddie Jackson	8	6	2	0.0	0.0	0
Tashaun Gipson Sr.	5	4	1	0.0	0.0	0

FIELD GOALS	FGM/FGA	PERCENT	RESULTS
No Field Goals			

TEAM STATISTICS

	PACKERS	BEARS
First Downs	22	21
3rd-Down Eff. (Made/Att/Pct)	2/8/25%	4/11/36%
4th-Down Eff. (Made/Att/Pct)	1/1/100%	1/2/50%
Total Net Yards	323	277
Total Plays	57	57
Yards Per Play	5.7	4.9
Rushes/Net Yards	31/154	26/140
Net Passing	169	137
Pass Attempts/Completions	23/17	27/16
Had Intercepted	0	1
Sacked/Yards Lost	3/26	4/37
Punts/Average	3/56.0	4/40.3
Penalties/Yards	3/51	7/54
Fumbles/Lost	0/0	1/0
Possession Time	32:17	27:43



3

WEEK 7

Chicago Bears 3, Tampa Bay Buccaneers 38
65,635 Raymond James Stadium Oct 24, 2021

38

Chicago Bears	0	3	0	0	-	3
Tampa Bay Buccaneers	21	14	0	3	-	38

SCORING DRIVES

TEAM	QTR	TIME	SCORING PLAY	CHI	TB
Buccaneers	1	11:58	L.Fourmette 2 yd. run (R.Succop kick) (2-32, 0:51)	0	0
Buccaneers	1	04:37	C.Godwin 4 yd. pass from T.Brady (R.Succop kick) (6-40, 2:36)	0	14
Buccaneers	1	00:06	M.Evans 9 yd. pass from T.Brady (R.Succop kick) (5-35, 2:01)	0	21
Bears	2	06:08	C.Santos 28 yd. Field Goal (10-57, 3:53)	3	21
Buccaneers	2	03:35	M.Evans 2 yd. pass from T.Brady (R.Succop kick) (5-75, 2:33)	3	28
Buccaneers	2	00:09	M.Evans 8 yd. pass from T.Brady (R.Succop kick) (10-48, 1:45)	3	35
Buccaneers	4	12:51	R.Succop 22 yd. Field Goal (6-33, 2:02)	3	38

CHICAGO BEARS

PASSING	ATT	CP	YDS	SK/YD	TD	LG	INT	RTG
Justin Fields	32	22	184	4/16	0	22	3	44.3
TOTAL	32	22	184	4/16	0	22	3	44.3

RUSHING	ATT	YDS	AVG	LG	TD
Khalil Herbert	18	100	5.6	29	0
Justin Fields	8	38	4.8	16	0
Damien Williams	3	5	1.7	4	0
TOTAL	29	143	4.9	29	0

RECEIVING	NO	YDS	AVG	LG	TD
Cole Kmet	5	43	8.6	22	0
Khalil Herbert	5	33	6.6	20	0
Jesse James	3	20	6.7	8	0
Darnell Mooney	2	39	19.5	22	0
Allen Robinson II	2	16	8.0	12	0
Marquise Goodwin	2	16	8.0	12	0
Damiere Byrd	1	10	10.0	10	0
Ryan Nall	1	4	4.0	4	0
Damien Williams	1	3	3.0	3	0
TOTAL	22	184	8.4	22	0

TOP DEFENSE	TOT	SOLO	AST	SCK	YDS	INT
Roquan Smith	13	8	5	0.0	0.0	0
DeAndre Houston-Carson	11	7	4	0.0	0.0	0
Eddie Jackson	11	4	7	0.0	0.0	0

FIELD GOALS	FGM/FGA	PERCENT	RESULTS
Cairo Santos	1-1	100.0	28G
TOTAL	1-1	100.0	

TAMPA BAY BUCCANEERS

PASSING	ATT	CP	YDS	SK/YD	TD	LG	INT	RTG
Tom Brady	36	20	211	0/0	4	46	0	109.8
Blaine Gabbert	3	2	15	0/0	0	15	0	78.5
TOTAL	39	22	226	0/0	4	46	0	107.4

RUSHING	ATT	YDS	AVG	LG	TD
Leonard Fournette	15	81	5.4	15	1
Ronald Jones II	10	63	6.3	19	0
Ke'Shawn Vaughn	5	27	5.4	15	0
Jaelon Darden	1	11	11.0	11	0
TOTAL	31	182	5.9	19	1

RECEIVING	NO	YDS	AVG	LG	TD
Chris Godwin	8	111	13.9	34	1
Mike Evans	6	76	12.7	46	3
Tyler Johnson	2	16	8.0	12	0
Leonard Fournette	2	9	4.5	9	0
Giovani Bernard	2	5	2.5	9	0
O.J. Howard	1	9	9.0	9	0
Deon Yelder	1	0	0.0	0	0
TOTAL	22	226	10.3	46	4

TOP DEFENSE	TOT	SOLO	AST	SCK	YDS	INT
Devin White	10	8	2	0.0	0.0	0
Jamel Dean	7	7	0	0.0	0.0	0
Dee Delaney	5	4	1	0.0	0.0	1

FIELD GOALS	FGM/FGA	PERCENT	RESULTS
Ryan Succop	1-2	50.0	43WR, 22G
TOTAL	1-2	50.0	

TEAM STATISTICS	BEARS	BUCCANEERS
First Downs	17	28
3rd-Down Eff. (Made/Att/Pct)	2/11/18%	4/12/33%
4th-Down Eff. (Made/Att/Pct)	0/1/0%	1/2/50%
Total Net Yards	311	408
Total Plays	65	70
Yards Per Play	4.8	5.8
Rushes/Net Yards	29/143	31/182
Net Passing	168	226
Pass Attempts/Completions	32/22	39/22
Had Intercepted	3	0
Sacked/Yards Lost	4/16	0/0
Punts/Average	4/40.0	4/40.3
Penalties/Yards	4/32	1/10
Fumbles/Lost	4/2	2/1
Possession Time	28:55	31:05

2021 Chicago Bears NUMERICAL ROSTER (as of 10/26/2021)								
NO.	NAME	POS	HT	WT	DOB	EXP	COLLEGE	HOW ACQ
1	Fields, Justin	QB	6-3	228	3/5/1999	R	Ohio State	D1-21
2	Santos, Cairo	K	5-8	175	11/12/1991	8	Tulane	FA-20
4	Jackson, Eddie	DB	6-0	206	12/10/1993	5	Alabama	D4a-17
6	Trevathan, Danny	LB	6-0	234	3/24/1990	10	Kentucky	UFA-16 (DEN)
8	Williams, Damien	RB	5-11	225	4/3/1992	7	Oklahoma	UFA-21 (KC)
9	Foles, Nick	QB	6-6	262	1/20/1989	10	Arizona	TR-20 (JAX)
10	Byrd, Damiere	WR	5-9	175	1/27/1993	6	South Carolina	UFA-21 (NE)
11	Mooney, Darnell	WR	5-11	173	10/29/1997	2	Tulane	D5c-20
12	Robinson II, Allen	WR	6-2	220	8/24/1993	8	Penn State	UFA-18 (JAX)
14	Dalton, Andy	QB	6-2	219	10/29/1987	11	TCU	UFA-21 (DAL)
16	O'Donnell, Pat	P	6-4	223	2/22/1991	8	Miami (FL)	D6b-14
17	Grant Sr., Jakeem	WR	5-7	171	10/30/1992	6	Texas Tech	TR-21 (MIA)
18	James, Jesse	TE	6-7	251	6/4/1994	7	Penn State	UFA-21 (DET)
19	Perriman, Breshad	WR	6-1	210	9/10/1993	7	UCF	UFA-21 (DET)
20	Shelley, Duke	DB	5-9	176	10/8/1996	3	Kansas State	D6-19
21	Crawford, Xavier	DB	5-11	185	12/10/1995	3	Central Michigan	WFA-19 (MIA)
22	Vildor, Kindie	DB	5-11	189	12/11/1997	2	Georgia Southern	D5b-20
23	Christian, Marqui	DB	5-11	195	10/27/1994	5	Midwestern State	FA-20
24	Herbert, Khalil	RB	5-9	212	4/21/1998	R	Virginia Tech	D6a-21
25	Burns, Artie	DB	6-0	187	5/1/1995	4	Miami (FL)	UFA-20 (PIT)
33	Johnson, Jaylon	DB	6-0	196	4/19/1999	2	Utah	D2b-20
35	Nall, Ryan	RB	6-2	240	12/27/1995	4	Oregon State	UDFA-18
36	Houston-Carson, DeAndre	DB	6-0	202	4/13/1993	6	William & Mary	D6-16
37	Tabor, Teez	DB	6-0	193	12/31/1995	3	Florida	FA-20
38	Gipson Sr., Tashaun	DB	6-1	207	8/7/1990	8	Wyoming	UFA-20 (HOU)
44	Ogletree, Alec	LB	6-3	250	9/25/1991	9	Georgia	FA-21
45	Iyegbunwe, Joel	LB	6-1	235	10/12/1995	4	Western Kentucky	D4-18
48	Scales, Patrick	LS	6-3	226	2/11/1988	7	Utah State	WFA-15 (BAL)
52	Mack, Khalil	LB	6-3	267	2/22/1991	8	Buffalo	TR-18 (OAK)
55	Kamara, Sam	LB	6-2	288	12/21/1997	R	Stony Brook	UDFA-21
57	Jones, Christian	LB	6-3	245	2/18/1991	8	Florida State	UFA-21 (DET)
58	Smith, Roquan	LB	6-1	232	4/8/1997	4	Georgia	D1-18
64	Bars, Alex	OL	6-5	334	9/8/1995	3	Notre Dame	UDFA-19
65	Whitehair, Cody	OL	6-3	316	7/11/1992	6	Kansas State	D2-16
68	Mustipher, Sam	OL	6-2	332	8/13/1996	2	Notre Dame	UDFA-19
69	Daniels, James	OL	6-4	327	9/13/1997	4	Iowa	D2a-18
71	Peters, Jason	OL	6-4	328	1/22/1982	18	Arkansas	FA-21
73	Simmmons, Lachavious	OL	6-5	319	9/12/1996	2	Tennessee State	D7b-20
81	Holtz, J.P.	TE	6-3	246	8/28/1993	3	Pittsburgh	WFA-19 (WAS)
84	Goodwin, Marquise	WR	5-9	180	11/19/1990	8	Texas	UFA-21 (SF)
85	Kmet, Cole	TE	6-6	260	3/10/1999	2	Notre Dame	D2a-20
87	Horsted, Jesper	TE	6-4	241	2/27/1997	2	Princeton	UDFA-19
90	Blackson, Angelo	OL	6-4	315	11/14/1992	7	Auburn	UFA-21 (ARI)
91	Goldman, Eddie	NT	6-3	325	1/6/1994	6	Florida State	D2-15
95	Tonga, Khyiris	OL	6-4	338	7/7/1996	R	BYU	D7-21
96	Hicks, Akiem	DT	6-4	335	11/16/1989	10	Regina	UFA-16 (NE)
97	Edwards Jr., Mario	DE	6-3	277	1/25/1994	7	Florida State	UFA-20 (NO)
98	Nichols, Bilal	DT	6-4	302	9/14/1996	4	Delaware	D5-18
99	Gipson, Trevis	LB	6-4	263	6/13/1997	2	Tulsa	D5a-20
Practice Squad (16)								
13	Adams, Rodney	WR	6-1	188	9/15/1994	2	South Florida	FA-20
15	Webster, Nsimba	WR	5-10	180	1/27/1996	3	Eastern Washington	WFA-21 (LAR)
27	Graham Jr., Thomas	DB	5-11	197	6/26/1999	R	Oregon	D6c-21
30	Thompson, Chris	RB	5-8	195	10/20/1990	9	Florida State	FA-21
31	Pierce, Artavis	RB	5-11	218	5/17/1996	2	Oregon State	UDFA-20
43	Mack, Ladarious	LB	6-1	238	10/3/1996	1	Buffalo	UDFA-20
49	Snowden, Charles	LB	6-7	245	3/27/1998	R	Virginia	UDFA-21
53	Hambright, Arlington	LB	6-5	309	1/30/1996	2	Colorado	D7a-20
59	Smith, Rashad	OL	6-1	224	4/20/1997	2	Florida Atlantic	FA-21
60	Eiselen, Dieter	OL	6-4	320	6/10/1996	1	Yale	UDFA-20
69	Parker, Dareuan	OL	6-4	344	7/24/1998	R	Mississippi State	UDFA-21
72	Wheatley Jr., Tyrone	OL	6-6	326	2/4/1997	R	Morgan State	FA-21
82	Coulter, Isaiah	WR	6-2	198	9/18/1998	2	Rhode Island	FA-21
83	Newsome, Dazz	WR	5-10	184	5/15/1999	R	North Carolina	D6b-21
86	Johnson, Jon'Vea	WR	6-0	191	12/23/1995	3	Toledo	UFA-21 (DAL)
93	Hunt, Margus	DT	6-8	295	7/14/1987	9	SMU	FA-21
Injured Reserve (6)								
26	Bush, Deon	DB	6-0	198	8/14/1993	6	Miami (FL)	D4b-16
32	Montgomery, David	RB	5-11	224	6/7/1997	3	Iowa State	D3-19
50	Attaochu, Jeremiah	LB	6-3	262	1/17/1993	8	Georgia Tech	UFA-21 (DEN)
74	Ifeadi, Germain	OL	6-5	334	6/2/1994	6	Texas A&M	UFA-20 (SEA)
75	Borom, Larry	OL	6-5	333	3/30/1999	R	Missouri	D5-21
76	Jenkins, Teven	OL	6-6	321	3/3/1998	R	Oklahoma State	D2-21
Reserve/COVID-19 (4)								
70	Wilkinson, Elijah	OL	6-6	322	2/10/1995	5	Massachusetts	UFA-21 (DEN)
80	Graham, Jimmy	TE	6-7	239	11/24/1986	12	Miami (FL)	UFA-20 (GB)
92	Johnson, Caleb	LB	6-2	227	7/28/1998	R	Houston Baptist	UDFA-21
94	Quinn, Robert	LB	6-4	245	5/18/1990	11	North Carolina	UFA-20 (DAL)
Active/PUP (1)								
29	Cohen, Tarik	RB	5-6	196	7/26/1995	5	North Carolina A&T	D4b-17

2021 Chicago Bears ALPHABETICAL ROSTER (as of 10/26/2021)								
NO.	NAME	POS	HT	WT	DOB	EXP	COLLEGE	HOMETOWN
64	Bars, Alex	OL	6-5	334	9/8/1995	3	Notre Dame	Nashville, Tenn.
90	Blackson, Angelo	DL	6-4	315	11/14/1992	7	Auburn	Bear, Del.
25	Burns, Artie	DB	6-0	187	5/1/1995	4	Miami (FL)	Miami, Fla.
10	Byrd, Damiere	WR	5-9	175	1/27/1993	6	South Carolina	Sicklerville, N.J.
23	Christian, Marqui	DB	5-11	195	10/27/1984	5	Midwestern State	Spring, Texas
21	Crawford, Xavier	DB	5-11	185	12/10/1995	3	Central Michigan	Pittsburg, Calif.
14	Dalton, Andy	QB	6-2	219	10/29/1987	11	TCU	Katy, Texas
68	Daniels, James	OL	6-4	327	9/13/1997	4	Iowa	Warren, Ohio
97	Edwards Jr., Mario	DE	6-3	277	1/25/1994	7	Florida State	Denton, Texas
1	Fields, Justin	QB	6-3	228	3/5/1999	R	Ohio State	Kennesaw, Ga.
9	Foles, Nick	QB	6-6	262	1/20/1989	10	Arizona	Austin, Texas
38	Gipson Sr., Tashaun	DB	6-1	207	8/7/1990	8	Wyoming	Dallas, Texas
99	Gipson, Trevis	LB	6-4	263	6/13/1997	2	Tulsa	Cedar Hill, Texas
91	Goldman, Eddie	NT	6-3	325	1/6/1994	6	Florida State	Washington, D.C.
84	Goodwin, Marquise	WR	5-9	180	11/19/1990	8	Texas	Rowlett, Texas
17	Grant Sr., Jakeem	WR	5-7	171	10/30/1992	6	Texas Tech	Dallas, Texas
24	Herbert, Khalil	RB	5-9	212	4/21/1998	R	Virginia Tech	Fort Lauderdale, Fla.
96	Hicks, Akiem	DT	6-4	335	11/16/1989	10	Regina	Elk Grove, Calif.
81	Holtz, J.P.	TE	6-3	246	8/28/1993	3	Pittsburgh	Pittsburgh, Pa.
87	Horsted, Jesper	TE	6-4	241	2/27/1997	2	Princeton	Shoreview, Minn.
36	Houston-Carson, DeAndre	DB	6-0	202	4/13/1993	6	William & Mary	Woodford, Va.
45	Iyiebuniwe, Joel	LB	6-1	235	10/12/1995	4	Western Kentucky	Bowling Green, Ky.
4	Jackson, Eddie	DB	6-0	206	12/10/1993	5	Alabama	Lauderdale Lakes, Fla.
18	James, Jesse	TE	6-7	251	6/4/1994	7	Penn State	Glassport, Pa.
33	Johnson, Jaylon	DB	6-0	196	4/19/1999	2	Utah	Fresno, Calif.
57	Jones, Christian	LB	6-3	245	2/18/1991	8	Florida State	Winter Park, Fla.
55	Kamara, Sam	LB	6-2	288	12/21/1997	R	Stony Brook	Carteret, N.J.
85	Kmet, Cole	TE	6-6	260	3/10/1999	2	Notre Dame	Lake Barrington, Ill.
52	Mack, Khalil	LB	6-3	267	2/22/1991	8	Buffalo	Fort Pierce, Fla.
11	Mooney, Darnell	WR	5-11	173	10/29/1997	2	Tulane	Gadsden, Ala.
67	Mustipher, Sam	OL	6-2	332	8/13/1996	2	Notre Dame	Owings Mills, Md.
35	Nall, Ryan	RB	6-2	240	12/27/1995	4	Oregon State	Sandy, Ore.
98	Nichols, Bilal	DT	6-4	302	9/14/1996	4	Delaware	Newark, Del.
16	O'Donnell, Pat	P	6-4	223	2/22/1991	8	Miami (FL)	Lake Worth, Fla.
44	Ogletree, Alec	LB	6-3	250	9/25/1991	9	Georgia	Newnan, Ga.
19	Perriam, Breshad	WR	6-1	210	9/10/1993	7	UCF	Lithonia, Ga.
71	Peters, Jason	OL	6-4	328	1/22/1982	18	Arkansas	Queen City, Texas
12	Robinson II, Allen	WR	6-2	220	8/24/1993	8	Penn State	Detroit, Mich.
2	Santos, Cairo	K	5-8	175	11/12/1991	8	Tulane	St. Augustine, Fla.
48	Scates, Patrick	LS	6-3	226	2/11/1988	7	Utah State	Louisville, Ky.
20	Shelley, Duke	DB	5-9	176	10/8/1996	3	Kansas State	Tucker, Ga.
73	Simmons, Lachavious	OL	6-5	319	9/12/1996	2	Tennessee State	Selma, Ala.
58	Smith, Roquan	LB	6-1	232	4/8/1997	4	Georgia	Montezuma, Ga.
7	Tabor, Teez	DB	6-0	193	12/31/1995	3	Florida	Washington, D.C.
95	Tonga, Khyiris	DL	6-4	338	7/7/1996	R	BVU	West Valley, Utah
6	Trevathan, Danny	LB	6-0	234	3/24/1990	10	Kentucky	Youngstown, Ohio
22	Vildor, Kindie	DB	5-11	189	12/11/1997	2	Georgia Southern	College Park, Ga.
65	Whitehair, Cody	OL	6-3	316	7/11/1992	6	Kansas State	Kearney, Neb.
8	Williams, Damien	RB	5-11	225	4/3/1992	7	Oklahoma	San Diego, Calif.
Practice Squad (16)								
13	Adams, Rodney	WR	6-1	188	9/15/1994	2	South Florida	St. Petersburg, Fla.
82	Coulter, Isaiah	WR	6-2	198	9/18/1998	2	Rhode Island	Brandywine, Md.
60	Eiselen, Dieter	OL	6-4	320	6/10/1996	1	Yale	Stellenbosch, South Africa
27	Graham Jr., Thomas	DB	5-11	197	6/26/1999	R	Oregon	Rancho Cucamonga, Calif.
53	Hambright, Arlington	OL	6-5	309	1/30/1996	2	Colorado	Ypsilanti, Mich.
93	Hunt, Margus	DT	6-8	295	7/14/1987	9	SMU	Karksi-Nuia, Estonia
86	Johnson, Jon'Vea	WR	6-0	191	12/23/1995	3	Toledo	Gary, Ind.
43	Mack, Ledarius	LB	6-1	238	10/3/1996	1	Buffalo	Vero Beach, Fla.
83	Newsome, Dazz	WR	5-10	184	5/15/1999	R	North Carolina	Hampton, Va.
69	Parker, Dareuan	OL	6-4	344	7/24/1998	R	Mississippi State	Oliver Branch, Miss.
31	Pierce, Artavis	RB	5-11	218	5/17/1996	2	Oregon State	Lake Alfred, Fla.
49	Smith, Rashad	LB	6-1	224	4/20/1997	2	Florida Atlantic	Florida City, Fla.
59	Snowden, Charles	LB	6-7	245	3/27/1998	R	Virginia	Silver Spring, Md.
30	Thompson, Chris	WR	5-8	195	10/20/1990	9	Florida State	Greenville, Fla.
15	Webster, Nsimba	WR	5-10	180	1/27/1996	3	Eastern Washington	Antioch, Calif.
72	Wheatley Jr., Tyrone	OL	6-6	326	2/4/1997	R	Morgan State	Buffalo, N.Y.
Injured Reserve (6)								
50	Attaochu, Jeremiah	LB	6-3	262	1/17/1993	8	Georgia Tech	Ibadan, Nigeria
75	Borom, Larry	OL	6-5	333	3/30/1999	R	Missouri	Detroit, Mich.
26	Bush, Deon	DB	6-0	198	8/14/1993	6	Miami (FL)	Miami, Fla.
74	Hefi, Germain	OL	6-5	334	6/18/1994	6	Texas A&M	Houston, Texas
76	Jenkins, Teven	OL	6-6	321	3/3/1998	R	Oklahoma State	Topeka, Kan.
32	Montgomery, David	RB	5-11	224	6/7/1997	3	Iowa State	Cincinnati, Ohio
Reserve/COVID-19 (4)								
80	Graham, Jimmy	TE	6-7	259	11/24/1986	12	Miami (FL)	Goldsboro, N.C.
92	Johnson, Caleb	LB	6-2	227	7/28/1998	R	Houston Baptist	San Diego, Calif.
94	Quinn, Robert	LB	6-4	245	5/18/1994	11	North Carolina	Lafayette, S.C.
70	Wilkinson, Elijah	OL	6-6	322	2/10/1995	5	Massachusetts	Downingtown, Pa.
Active/PUP (1)								
29	Cohen, Tarik	RB	5-6	196	7/26/1995	5	North Carolina A&T	Bunn, N.C.

2021 CHICAGO BEARS POSITION-BY-POSITION ROSTER
(as of October 26, 2021)

NO.	NAME	POS.	HT.	WT.	AGE	EXP.	COLLEGE
QUARTERBACKS (3)							
1	Fields, Justin	QB	6-3	238	22	R	Ohio State
9	Foles, Nick	QB	6-6	262	32	10	Arizona
14	Dalton, Andy	QB	6-2	219	33	11	TCU
RUNNING BACKS (7)							
8	Williams, Damien	RB	5-11	225	29	7	Oklahoma
24	Herbert, Khalil	RB	5-9	212	23	R	Virginia Tech
29	Cohen, Tarik (PUP)	RB	5-6	196	26	5	North Carolina A&T
30	Thompson, Chris (PS)	RB	5-8	195	31	9	Florida State
31	Pierce, Artavis (PS)	RB	5-11	218	25	2	Oregon State
32	Montgomery, David (IR)	RB	5-11	224	24	3	Iowa State
35	Nall, Ryan	RB	6-2	240	25	4	Oregon State
WIDE RECEIVERS (11)							
10	Byrd, Damiere	WR	5-9	175	28	6	South Carolina
11	Mooney, Darnell	WR	5-11	173	23	2	Tulane
12	Robinson II, Allen	WR	6-2	220	28	8	Penn State
13	Adams, Rodney (PS)	WR	6-1	188	27	2	South Florida
15	Webster, Nsimba (PS)	WR	5-10	180	25	3	Eastern Washington
17	Grant Sr., Jakeem	WR	5-7	171	28	6	Texas Tech
19	Perriman, Breshad	WR	6-1	210	28	7	UCF
82	Coulter, Isaiah (PS)	WR	6-2	198	23	2	Rhode Island
83	Newsome, Dazz (PS)	WR	5-10	184	22	R	North Carolina
84	Goodwin, Marquise	WR	5-9	180	30	8	Texas
86	Johnson, Jon'Vea (PS)	WR	6-0	191	25	3	Toledo
TIGHT ENDS (5)							
18	James, Jesse	TE	6-7	251	27	7	Penn State
80	Graham, Jimmy (R/C19)	TE	6-7	259	34	12	Miami (FL)
81	Holtz, J.P.	TE	6-3	246	28	3	Pittsburgh
85	Kmet, Cole	TE	6-6	260	22	2	Notre Dame
87	Horsted, Jesper	TE	6-4	241	24	2	Princeton
OFFENSIVE LINE (14)							
53	Hambright, Arlington (PS)	OL	6-5	308	25	2	Colorado
60	Eiselen, Dieter (PS)	OL	6-4	320	25	1	Yale
64	Bars, Alex	OL	6-5	334	26	3	Notre Dame
65	Whitehair, Cody	OL	6-3	316	29	6	Kansas State
67	Mustipher, Sam	OL	6-2	332	25	2	Notre Dame
68	Daniels, James	OL	6-4	327	24	4	Iowa
69	Parker, Dareuan (PS)	OL	6-4	344	23	5	Mississippi State
70	Wilkinson, Elijah (R/C19)	OL	6-6	322	26	R	Massachusetts
71	Peters, Jason	OL	6-4	328	39	18	Arkansas
72	Wheatley Jr., Tyrone (PS)	OL	6-6	326	24	R	Morgan State
73	Simmons, Lachavious	OL	6-5	319	25	2	Tennessee State
74	Ifedi, Germain (IR)	OL	6-5	334	27	6	Texas A&M
75	Borom, Larry (IR)	OL	6-5	333	22	R	Missouri
76	Jenkins, Teven (IR)	OL	6-6	321	23	R	Oklahoma State
LINEBACKERS (14)							
6	Trevathan, Danny	LB	6-0	234	31	10	Kentucky
43	Mack, Ledarius (PS)	LB	6-1	238	25	1	Buffalo
44	Ogletree, Alec	LB	6-3	250	30	9	Georgia
45	Iyiegbuniwe, Joel	LB	6-1	235	26	4	Western Kentucky
49	Snowden, Charles (PS)	LB	6-7	245	23	R	Virginia
50	Attaochu, Jeremiah (IR)	LB	6-3	262	28	8	Georgia Tech
52	Mack, Khalil	LB	6-3	267	30	8	Buffalo
55	Kamara, Sam	LB	6-2	288	23	R	Stony Brook
57	Jones, Christian	LB	6-3	245	30	8	Florida State
58	Smith, Roquan	LB	6-1	232	24	4	Georgia
59	Smith, Rashad (PS)	LB	6-1	224	24	2	Florida Atlantic
92	Johnson, Caleb (R/C19)	LB	6-2	227	23	R	Houston Baptist
94	Quinn, Robert (R/C19)	LB	6-4	245	31	11	North Carolina
99	Gipson, Trevis	LB	6-4	263	24	2	Tulsa
DEFENSIVE BACKS (12)							
4	Jackson, Eddie	DB	6-0	206	27	5	Alabama
20	Shelley, Duke	DB	5-9	176	25	3	Kansas State
21	Crawford, Xavier	DB	5-11	185	25	3	Central Michigan
22	Vildor, Kindle	DB	5-11	189	23	2	Georgia Southern
23	Christian, Marqui	DB	5-11	195	26	5	Midwestern State
25	Burns, Artie	DB	6-0	187	26	4	Miami (FL)
26	Bush, Deon (IR)	DB	6-0	198	28	6	Miami (FL)
27	Graham Jr., Thomas (PS)	DB	5-11	197	22	R	Oregon
33	Johnson, Jaylon	DB	6-0	196	22	2	Utah
36	Houston-Carson, DeAndre	DB	6-0	202	28	6	William & Mary
37	Tabor, Teez	DB	6-0	193	25	3	Florida
38	Gipson Sr., Tashaun	DB	6-1	207	31	8	Wyoming
DEFENSIVE LINE (7)							
90	Blackson, Angelo	DL	6-4	315	28	7	Auburn
91	Goldman, Eddie	NT	6-3	325	27	6	Florida State
93	Hunt, Margus (PS)	DT	6-8	295	34	9	SMU
95	Tonga, Khyiris	DL	6-4	338	25	R	BYU
96	Hicks, Akiem	DT	6-4	335	31	10	Regina
97	Edwards Jr., Mario	DE	6-3	277	27	7	Florida State
98	Nichols, Bilal	DT	6-4	302	25	4	Delaware
SPECIALISTS (3)							
2	Santos, Cairo	K	5-8	175	29	8	Tulane
16	O'Donnell, Pat	P	6-4	223	30	8	Miami (FL)
48	Scales, Patrick	LS	6-3	226	33	7	Utah State

(As of October 26, 2021)

OFFENSE

WR	11 Darnell Mooney	10 Damiere Byrd	
TE	85 Cole Kmet	18 Jesse James	81 J.P. Holtz
			87 Jesper Horsted
RT	64 Alex Bars	73 Lachavious Simmons	
RG	68 James Daniels	64 Alex Bars	
C	67 Sam Mustipher	65 Cody Whitehair	
LG	65 Cody Whitehair	64 Alex Bars	
LT	71 Jason Peters	73 Lachavious Simmons	
QB	1 <u>Justin Fields</u>	14 Andy Dalton	9 Nick Foles
HB	8 Damien Williams	24 <u>Khalil Herbert</u>	35 Ryan Nall
WR	12 Allen Robinson II	19 Breshad Perriman	
WR	84 Marquise Goodwin	17 Jakeem Grant Sr.	

DEFENSE

DT	96 Akiem Hicks	90 Angelo Blackson	
NT	91 Eddie Goldman	95 <u>Khyiris Tonga</u>	
DE	98 Bilal Nichols	97 Mario Edwards Jr.	
OLB	52 Khalil Mack		
ILB	44 Alec Ogletree	6 Danny Trevathan	45 Joel Iyegbuniwe
ILB	58 Roquan Smith	57 Christian Jones	
OLB	99 Trevis Gipson	55 <u>Sam Kamara</u>	
CB	33 Jaylon Johnson	25 Artie Burns	
S	38 Tashaun Gipson Sr.	36 DeAndre Houston-Carson	
S	4 Eddie Jackson	23 Marqui Christian	37 Teez Tabor
CB	22 Kindel Vildor	20 Duke Shelley	21 Xavier Crawford

SPECIALISTS

P	16 Pat O'Donnell		
K	2 Cairo Santos		
LS	48 Patrick Scales		
H	16 Pat O'Donnell		
KR	17 Jakeem Grant Sr.	24 <u>Khalil Herbert</u>	
PR	17 Jakeem Grant Sr.	10 Damiere Byrd	

PRONUNCIATION GUIDE

Damiere Byrd	duh-MEER	Khalil Mack	KAH-leel
Marqui Christian	MAR-key	Teez Tabor	TEASE TAY-ber
Tashaun Gipson Sr.	tuh-SHAWN	Khyiris Tonga	Kye-ris
Khalil Herbert	KAH-leel	Danny Trevathan	truh-VAY-than
Joel Iyegbuniwe	jo-EL ee-yay-boo-NEE-way	Kindel Vildor	VIL-door
Cole Kmet	kuh-MET		

CHICAGO BEARS / REGULAR SEASON WEEK 7 / THROUGH SUNDAY, OCTOBER 24, 2021

WON 3, LOST 4				
09/12	L	14-34	at L.A. Rams	70,445
09/19	W	20-17	Cincinnati	60,840
09/26	L	6-26	at Cleveland	67,431
10/03	W	24-14	Detroit	61,468
10/10	W	20-9	at Las Vegas	59,122
10/17	L	14-24	Green Bay	62,332
10/24	L	3-38	at Tampa Bay	65,635

2021 TEAM STATISTICS				
	CHI	OPP.		
FIRST DOWNS				
	123	147		
Rushing	54	49		
Passing	56	81		
Penalty	13	17		
Third Down-Made/Att	25/80	35/86		
Third Down Efficiency	31.3%	40.7%		
Fourth Down-Made/Att	2/10	6/14		
Fourth Down Efficiency	20.0%	42.9%		
TOTAL NET YARDS				
	1,788	2,393		
Avg. Per Game	255.4	341.9		
Total Plays	411	437		
Avg. Per Play	4.4	5.5		
NET YARDS RUSHING				
	917	855		
Avg. Per Game	131.0	122.1		
Total Rushes	204	194		
Avg. Per Rush	4.5	4.4		
NET YARDS PASSING				
	871	1,538		
Avg. Per Game	124.4	219.7		
Sacked/Yards Lost	26/215	21/162		
Gross Yards	1,086	1,700		
Attempts/Completions	181/112	222/143		
Pct. of Completion	61.9%	64.4%		
Had Intercepted	7	4		
PUNTS/AVERAGE				
	28/47.0	19/48.7		
Net Punting Average	37.9	42.7		
PUNT RETURN/AVG.				
	10/7.5	15/14.3		
KICKOFF RETURN/AVG.				
	17/24.9	11/20.3		
INTERCEPTION RETURN/AVG.				
	4/15.5	7/8.7		
PENALTIES/YARDS				
	42/366	33/360		
FUMBLES/BALL LOST				
	10/3	6/4		
TOUCHDOWNS				
	11	19		
Rushing	7	5		
Passing	3	14		
Returns	1	0		
EXTRA POINTS/ATTEMPTS				
	11/11	18/18		
TWO POINT CONVERSION/ATT.				
	0/0	0/1		
FIELD GOALS/ATTEMPTS				
	8/8	10/11		
AVG. TIME OF POSSESSION				
	29:12	30:48		

SCORE BY PERIODS									
	Q1	Q2	Q3	Q4	OT	PTS			
TEAM	24	31	20	26	0	101			
OPPONENTS	34	37	34	57	0	162			
SCORING									
	TD	RU	PA	RT	K-PAT	FG	2PT	S	PTS
C. Santos	0	0	0	0	11/11	8/8	0	0	35
D. Montgomery	3	3	0	0	0/0	0/0	0	0	18
D. Williams	2	2	0	0	0/0	0/0	0	0	12
J. Fields	1	1	0	0	0/0	0/0	0	0	6
K. Herbert	1	1	0	0	0/0	0/0	0	0	6
J. Horsted	1	0	1	0	0/0	0/0	0	0	6
D. Mooney	1	0	1	0	0/0	0/0	0	0	6
A. Robinson II	1	0	1	0	0/0	0/0	0	0	6
R. Smith	1	0	0	1	0/0	0/0	0	0	6
TEAM	11	7	3	1	11/11	8/8	0	0	101
OPPONENTS	19	5	14	0	18/18	10/11	0	0	162

RUSHING		NO.	YDS	AVG	LONG	TD			
D. Montgomery	69	309	4.5	41	3				
K. Herbert	58	279	4.8	29	1				
D. Williams	35	142	4.1	23	2				
J. Fields	34	140	4.1	16	1				
A. Dalton	4	38	9.5	14	0				
D. Mooney	1	10	10.0	10	0				
C. Kmet	1	0	0.0	0	0				
M. Goodwin	2	-1	-0.5	1	0				
TEAM	204	917	4.5	41	7				
OPPONENTS	194	855	4.4	36	5				
RECEIVING		TAR	NO.	YDS	AVG	LONG	TD		
D. Mooney	44	27	345	12.8	64	1			
A. Robinson II	40	23	250	10.9	28	1			
C. Kmet	30	19	173	9.1	22	0			
M. Goodwin	17	9	91	10.1	19	0			
D. Williams	14	11	64	5.8	18	0			
D. Montgomery	9	6	49	8.2	11	0			
K. Herbert	8	7	48	6.9	20	0			
D. Byrd	5	4	29	7.3	10	0			
J. James	3	3	20	6.7	8	0			
J. Graham	3	1	11	11.0	11	0			
J. Horsted	2	1	2	2.0	2t	1			
R. Nall	1	1	4	4.0	4	0			
TEAM	176	112	1,086	9.7	64	3			
OPPONENTS	216	143	1,700	11.9	67t	14			
INTERCEPTIONS		NO.	YDS	AVG	LONG	TD			
R. Smith	1	53	53.0	53t	1				
A. Blackson	1	6	6.0	6	0				
J. Johnson	1	3	3.0	3	0				
D. Houston-Carson	1	0	0.0	0	0				
TEAM	4	62	15.5	53t	1				
OPPONENTS	8	61	7.6	26	0				
FUMBLES		FUM	LST	FF	REC	TD			
J. Fields	6	2	0	3	0				
A. Dalton	1	1	0	0	0				
S. Mustipher	2	0	0	0	0				
N. Webster	1	0	0	0	0				
K. Herbert	0	0	0	2	0				
C. Johnson	0	0	0	1	0				
TEAM	10	3	0	6	0				
OPPONENTS	6	4	1	1	0				
PUNTING		NO.	YDS	AVG	NET	TB	IN	LG	B
P. O'Donnell	28	1,316	47.0	37.9	2	9	63	0	
TEAM	28	1,316	47.0	37.9	2	9	63	0	
OPPONENTS	19	926	48.7	42.7	2	8	82	0	
PUNT RETURNS		RET	FC	YDS	AVG	LONG	TD		
J. Grant Sr.	6	1	62	10.3	21	0			
N. Webster	4	1	13	3.3	6	0			
TEAM	10	2	75	7.5	21	0			
OPPONENTS	15	8	215	14.3	43	0			
KICKOFF RETURNS		NO.	YDS	AVG	LONG	TD			
K. Herbert	9	234	26.0	50	0				
J. Grant Sr.	6	152	25.3	32	0				
A. Pierce	1	27	27.0	27	0				
D. Mooney	1	10	10.0	10	0				
TEAM	17	423	24.9	50	0				
OPPONENTS	11	223	20.3	27	0				
FIELD GOALS		1-19	20-29	30-39	40-49	50+			
C. Santos	0/0	4/4	1/1	3/3	0/0	0/0			
TEAM	0/0	4/4	1/1	3/3	0/0	0/0			
OPPONENTS	0/0	3/3	2/2	1/2	4/4	4/4			

C. Santos: (-) (28G, 22G) (47G, 22G) (33G) (46G, 46G) (-) (28G)
OPP: (53G, 22G) (53G) (57G, 41G, 52G, 28G) (31G) (39G) (43WR, 22G)

2-Pt Conv: TM 0-0, OPP 0-1

SACKS: K. Mack 6.0, R. Quinn 5.5, T. Gipson 2.0, R. Smith 2.0, A. Hicks 1.5, M. Edwards Jr. 1.5, B. Nichols 1.0, T. Gipson Sr. 1.0, A. Blackson 0.5, TM 21.0, OPP 26.0
FUM/LOST: J. Fields 6/2, S. Mustipher 2/0, A. Dalton 1/1, N. Webster 1/0, TM 10/3, OPP 6/4

PASSING	ATT	CMP	YDS	CMP%	YDS/ATT	TD	TD%	INT	INT%	LONG	SACK	LOST	RATING
J. Fields	131	75	816	57.3	6.2	2	1.5	6	4.6	64	22.0	179	61.8
A. Dalton	50	37	270	74.0	5.4	1	2.0	1	2.0	19	4.0	36	84.6
TEAM	181	112	1,086	61.9	6.0	3	1.7	7	3.9	64	26	215	68.1
OPPONENTS	222	143	1,700	64.4	7.7	14	6.3	4	1.8	67t	21	162	101.2

TWO-POINT CONVERSIONS	
BEARS TOTAL	0-0
OPP TOTAL	0-1

BEARS INDIVIDUAL SINGLE-GAME BESTS				
Points	12	David Montgomery	vs. Lions	10/03
Touchdowns	2	David Montgomery	vs. Lions	10/03
Passes Attempted	38	Andy Dalton	at Rams	09/12
Passes Completed	27	Andy Dalton	at Rams	09/12
Completion Percentage	71.0	Andy Dalton	at Rams	09/12
Passing Yards	209	Justin Fields	vs. Lions	10/03
Yards Per Attempt	12.3	Justin Fields	vs. Lions	10/03
Touchdown Passes	1	Justin Fields	vs. Packers	10/17
		Justin Fields	at Raiders	10/10
		Andy Dalton	vs. Bengals	09/19
Pass Receptions	6	Darnell Mooney	vs. Bengals	09/19
		Allen Robinson II	at Rams	09/12
Receiving Yards	125	Darnell Mooney	vs. Lions	10/03
Touchdown Receptions	1	Darnell Mooney	vs. Packers	10/17
		Jesper Horsted	at Raiders	10/10
		Allen Robinson II	vs. Bengals	09/19
Rushing Yards	108	David Montgomery	at Rams	09/12
Rushing Attempts	23	David Montgomery	vs. Lions	10/03
Rushing Average	6.9	Damien Williams	vs. Lions	10/03
Rushing Touchdowns	2	David Montgomery	vs. Lions	10/03
Yards From Scrimmage	135	Darnell Mooney	vs. Lions	10/03
Combined Net Yards	135	Darnell Mooney	vs. Lions	10/03
Interceptions Made	1	DeAndre Houston-Carson	at Raiders	10/10
		Angelo Blackson	vs. Bengals	09/19
		Jaylon Johnson	vs. Bengals	09/19
		Roquan Smith	vs. Bengals	09/19
INT Return Yards	53	Roquan Smith	vs. Bengals	09/19
Tackles	13	Roquan Smith	at Buccaneers	10/24
Sacks	2.0	Khalil Mack	at Browns	09/26
		Robert Quinn	vs. Bengals	09/19
Punts	7	Pat O'Donnell	at Browns	09/26
Punts Inside the 20	3	Pat O'Donnell	vs. Packers	10/17
Punting Average	56.7	Pat O'Donnell	at Browns	09/26
Punt Returns	2	Jakeem Grant Sr.	at Buccaneers	10/24
		Jakeem Grant Sr.	vs. Packers	10/17
		Jakeem Grant Sr.	at Raiders	10/10
		Nsimba Webster	at Browns	09/26
Punt Return Yards	38	Jakeem Grant Sr.	at Raiders	10/10
Kickoff Returns	4	Khalil Herbert	at Browns	09/26
		Khalil Herbert	at Rams	09/12
Kickoff Return Yards	106	Khalil Herbert	at Rams	09/12
Field Goals Attempted	2	Cairo Santos	at Raiders	10/10
		Cairo Santos	at Browns	09/26
		Cairo Santos	vs. Bengals	09/19
Field Goals Made	2	Cairo Santos	at Raiders	10/10
		Cairo Santos	at Browns	09/26
		Cairo Santos	vs. Bengals	09/19

BEARS LONGEST PLAYS				
Run From Scrimmage	41	David Montgomery	at Rams	09/12
Touchdown Run	9	David Montgomery	vs. Lions	10/03
Passing Long	64	Justin Fields	vs. Lions	10/03
Touchdown Pass Long	11	Andy Dalton	vs. Bengals	09/19
Pass Reception	64	Darnell Mooney	vs. Lions	10/03
Touchdown Reception	11	Allen Robinson II	vs. Bengals	09/19
Interception Return	53	Roquan Smith	vs. Bengals	09/19
Longest INT Return for TD	53	Roquan Smith	vs. Bengals	09/19
Punt Return	21	Jakeem Grant Sr.	at Raiders	10/10
Kickoff Return	50	Khalil Herbert	at Rams	09/12
Punt	63	Pat O'Donnell	at Browns	09/26
Field Goal	47	Cairo Santos	at Browns	09/26
Field Goal Attempt	47	Cairo Santos	at Browns	09/26

2021 DEFENSIVE STATISTICS											
PLAYER	SOLO	ASST	TOTAL	FLCS	/YDS	PRFR	FFINT	/YDS	PD		
R. Smith	43	32	75	3	2.0/16.0	2	0	0	1/53	3	
E. Jackson	26	14	40	1	0.0/0.0	0	0	1	0/0	0	
A. Ogletree	27	8	35	2	0.0/0.0	1	0	1	0/0	3	
K. Vildor	14	11	25	0	0.0/0.0	0	0	0	0/0	3	
D. Shelley	18	5	23	0	0.0/0.0	0	0	0	0/0	2	
B. Nichols	12	9	21	2	1.0/6.0	1	1	0	0/0	0	
D. Houston-Carson	12	8	20	0	0.0/0.0	0	1	0	1/0	2	
A. Blackson	9	11	20	0	0.5/4.5	4	0	0	1/6	1	
K. Mack	15	4	19	6	6.0/50.0	7	1	0	0/0	0	
R. Quinn	15	4	19	5	5.0/40.0	7	0	1	0/0	0	
J. Johnson	14	4	18	0	0.0/0.0	0	0	0	1/3	6	
D. Bush	11	4	15	0	0.0/0.0	0	0	0	0/0	2	
T. Gipson Sr.	12	2	14	1	1.0/2.0	1	1	0	0/0	0	
A. Hicks	7	4	11	2	1.5/14.5	5	0	0	0/0	0	
T. Gipson	7	1	8	3	2.0/18.0	2	0	1	0/0	2	
K. Tonga	5	3	8	0	0.0/0.0	0	0	0	0/0	0	
D. Trevathan	3	5	8	1	0.0/0.0	0	0	0	0/0	0	
M. Edwards Jr.	2	4	6	1	1.5/11.0	4	0	0	0/0	1	
C. Jones	3	1	4	0	0.0/0.0	0	0	0	0/0	0	
M. Hunt	2	2	4	1	0.0/0.0	0	0	0	0/0	0	
M. Christian	2	1	3	0	0.0/0.0	0	0	0	0/0	0	
X. Crawford	2	1	3	0	0.0/0.0	0	0	0	0/0	0	
E. Goldman	1	2	3	0	0.0/0.0	0	0	0	0/0	0	
J. Attaochu	1	1	2	0	0.0/0.0	1	0	0	0/0	0	
S. Kamara	1	0	1	0	0.0/0.0	0	0	0	0/0	0	
TOTALS	264	141	405	28	21.0/162.0	35	4	4	4/62	25	

2021 SPECIAL TEAMS STATISTICS						
Solo Asst. Total			Holtz, J.P.		1 0 1	
Bush, Deon	4	0	4	Horsted, Jesper	1 0 1	
Johnson, Caleb	3	1	4	Houston-Carson, DeAndre	1 0 1	
Webster, Nsimba	3	1	4	Iyiebuniwe, Joel	1 0 1	
Crawford, Xavier	2	1	3	Jones, Christian	1 0 1	
Gipson, Trevis	0	2	2	Kamara, Sam	1 0 1	
Herbert, Khalil	0	2	2	O'Donnell, Pat	1 0 1	
Williams, Damien	2	0	2	Ogletree, Alec	1 0 1	
Christian, Marqui	1	0	1	TOTALS	23	7 30

DEFENSIVE AND SPECIAL TEAMS BIG PLAYS		
TD (1):	Roquan Smith, 53-yard INT	CINCINNATI (9/19)

2021 RANKINGS BY YARDAGE					
OFFENSE			DEFENSE		
	NFC	NFL		NFC	NFL
Rushing	1	1	Rushing	16	32
Passing	3	5	Passing	16	32
Total	--	1	Total	--	32

	2021 REGULAR SEASON CHICAGO BEARS PLAYER PARTICIPATION																				
	@ LAR	CIN	@ CLE	DET	@ LV	GB	@ TB	SF	@ PIT	BAL	@ DET	ARI	@ GB	MIN	@ SEA	NYG	@ MIN	GP	GS	DNP	IN
PLAYERS	9/12	9/19	9/26	10/3	10/10	10/17	10/24	10/31	11/8	11/21	11/25	12/5	12/12	12/20	12/26	1/2	1/9				
Rodney Adams	PS	PS	PS	PS	PS	PS	PS	-	-	-	-	-	-	-	-	-	-	0	0	0	0
Jeremiah Attaochu	P	P	P	P	P	IR	IR	-	-	-	-	-	-	-	-	-	-	5	0	0	0
Alex Bars	P	P	P	P	RG	LG	P	-	-	-	-	-	-	-	-	-	-	7	2	0	0
Angelo Blackson	P	P	P	P	P	DT	DT	-	-	-	-	-	-	-	-	-	-	7	2	0	0
Larry Borom	P	IR	IR	IR	IR	IR	IR	-	-	-	-	-	-	-	-	-	-	1	0	0	0
Artie Burns	P	P	N	P	P	N	P	-	-	-	-	-	-	-	-	-	-	5	0	0	2
Deon Bush	P	P	S	S	P	P	IR	-	-	-	-	-	-	-	-	-	-	6	2	0	0
Damiere Byrd	P	P	P	P	P	P	WR	-	-	-	-	-	-	-	-	-	-	7	1	0	0
Marqui Christian	S	P	P	P	P	P	P	-	-	-	-	-	-	-	-	-	-	7	1	0	0
Tarik Cohen	PUP	PUP	PUP	PUP	PUP	PUP	PUP	-	-	-	-	-	-	-	-	-	-	0	0	0	0
Isalah Coulter	PS	PS	PS	PS	PS	PS	PS	-	-	-	-	-	-	-	-	-	-	0	0	0	0
Xavier Crawford	P	P	P	P	P	P	P	-	-	-	-	-	-	-	-	-	-	7	0	0	0
Andy Dalton	QB	QB	N	N	P	X	X	-	-	-	-	-	-	-	-	-	-	3	2	2	2
James Daniels	RG	RG	RG	RG	RG	RG	RG	-	-	-	-	-	-	-	-	-	-	7	7	0	0
Mario Edwards Jr.	R/SUS	Active	P	P	P	P	P	-	-	-	-	-	-	-	-	-	-	5	0	0	0
Dieter Eiselein	PS	PS	PS	PS	PS	P	P	-	-	-	-	-	-	-	-	-	-	2	0	0	0
Justin Fields	P	P	QB	QB	QB	QB	QB	-	-	-	-	-	-	-	-	-	-	7	5	0	0
Nick Foles	N	N	P	X	N	N	N	-	-	-	-	-	-	-	-	-	-	1	0	1	5
Tashaun Gipson Sr.	S	S	N	N	S	S	N	-	-	-	-	-	-	-	-	-	-	4	4	0	3
Trevin Gipson	P	N	P	P	P	P	OLB	-	-	-	-	-	-	-	-	-	-	6	1	0	1
Eddie Goldman	N	N	N	NT	NT	P	NT	-	-	-	-	-	-	-	-	-	-	4	3	0	3
Marquise Goodwin	P	P	P	P	P	P	P	-	-	-	-	-	-	-	-	-	-	7	0	0	0
Jimmy Graham	TE	P	P	TE	TE	P	R/C19	-	-	-	-	-	-	-	-	-	-	6	3	0	0
Thomas Graham Jr.	PS	PS	PS	PS	PS	PS	PS	-	-	-	-	-	-	-	-	-	-	0	0	0	0
Jakeem Grant Sr.	^	^	^	^	P	P	P	-	-	-	-	-	-	-	-	-	-	3	0	0	0
Arlington Hambricht	PS	PS	PS	PS	PS	PS	X	-	-	-	-	-	-	-	-	-	-	0	0	1	0
Khalil Herbert	P	P	P	P	P	P	HB	HB	-	-	-	-	-	-	-	-	-	7	2	0	0
Akiem Hicks	DT	DT	DT	DT	N	DT	N	-	-	-	-	-	-	-	-	-	-	5	5	0	2
J.P. Holtz	P	P	P	P	N	N	P	-	-	-	-	-	-	-	-	-	-	5	0	0	2
Jesper Horsted	N	N	N	N	P	P	P	-	-	-	-	-	-	-	-	-	-	3	0	0	4
DeAndre Houston-Carson	P	P	P	P	P	P	S	-	-	-	-	-	-	-	-	-	-	7	1	0	0
Margus Hunt	PS	P	P	PS	PS	PS	PS	-	-	-	-	-	-	-	-	-	-	3	0	0	0
Germain Iffed	RT	RT	RT	RT	RT	IR	IR	-	-	-	-	-	-	-	-	-	-	5	5	0	0
Joel Iyegbuniwe	N	P	P	N	N	P	P	-	-	-	-	-	-	-	-	-	-	4	0	0	3
Eddie Jackson	S	S	S	S	S	S	S	-	-	-	-	-	-	-	-	-	-	7	7	0	0
Jesse James	P	TE	P	TE	N	TE	P	-	-	-	-	-	-	-	-	-	-	6	3	0	1
Teven Jenkins	IR	IR	IR	IR	IR	IR	IR	-	-	-	-	-	-	-	-	-	-	0	0	0	0
Brian Johnson	PS	PS	PS	PS	PS	^	^	-	-	-	-	-	-	-	-	-	-	0	0	0	0
Caleb Johnson	P	P	P	P	P	N	R/C19	-	-	-	-	-	-	-	-	-	-	5	0	0	1
Jaylon Johnson	CB	CB	CB	CB	CB	CB	CB	-	-	-	-	-	-	-	-	-	-	7	7	0	0
JonVea Johnson	PS	PS	PS	PS	PS	PS	PS	-	-	-	-	-	-	-	-	-	-	0	0	0	0
Christian Jones	P	P	P	P	P	P	P	-	-	-	-	-	-	-	-	-	-	7	0	0	0
Sam Kamara	PS	PS	PS	PS	PS	P	P	-	-	-	-	-	-	-	-	-	-	2	0	0	0
Cole Kmet	TE	TE	TE	TE	TE	TE	TE	-	-	-	-	-	-	-	-	-	-	7	7	0	0
LaCale London	IR	^	^	^	^	^	^	-	-	-	-	-	-	-	-	-	-	0	0	0	0
Khalil Mack	OLB	OLB	OLB	OLB	OLB	OLB	OLB	-	-	-	-	-	-	-	-	-	-	7	7	0	0
Ledarius Mack	^	^	^	^	^	PS	PS	-	-	-	-	-	-	-	-	-	-	0	0	0	0
David Montgomery	HB	HB	HB	HB	Active	IR	IR	-	-	-	-	-	-	-	-	-	-	4	4	0	0
Darnell Mooney	WR	WR	WR	P	WR	WR	WR	-	-	-	-	-	-	-	-	-	-	7	6	0	0
Sam Mustipher	C	C	C	C	C	C	C	-	-	-	-	-	-	-	-	-	-	7	7	0	0
Ryan Nall	PS	PS	PS	PS	P	P	P	-	-	-	-	-	-	-	-	-	-	3	0	0	0
Dazz Newsome	PS	PS	PS	PS	PS	PS	PS	-	-	-	-	-	-	-	-	-	-	0	0	0	0
Bilal Nichols	DE	DE	DE	DE	DE	DE	DE	-	-	-	-	-	-	-	-	-	-	7	6	0	0
Pat O'Donnell	P	P	P	P	P	P	P	-	-	-	-	-	-	-	-	-	-	7	0	0	0
Alec Ogletree	ILB	ILB	ILB	ILB	ILB	ILB	ILB	-	-	-	-	-	-	-	-	-	-	7	7	0	0
Dareuan Parker	^	^	^	^	^	PS	PS	-	-	-	-	-	-	-	-	-	-	0	0	0	0
Breshad Perriman	N	N	N	N	N	N	N	-	-	-	-	-	-	-	-	-	-	0	0	0	7
Jason Peters	LT	LT	LT	LT	LT	LT	LT	-	-	-	-	-	-	-	-	-	-	7	7	0	0
Artavis Pierce	^	^	^	^	PS	P	PS	-	-	-	-	-	-	-	-	-	-	1	0	0	0
Robert Quinn	OLB	OLB	OLB	OLB	OLB	OLB	OLB	-	-	-	-	-	-	-	-	-	-	6	6	0	0
Tre Robinson	IR	^	^	^	^	^	^	-	-	-	-	-	-	-	-	-	-	0	0	0	0
Allen Robinson II	WR	WR	WR	WR	WR	WR	WR	-	-	-	-	-	-	-	-	-	-	7	7	0	0
Cairo Santos	P	P	P	P	P	P	P	-	-	-	-	-	-	-	-	-	-	7	0	0	0
Patrick Scales	P	P	P	P	P	P	P	-	-	-	-	-	-	-	-	-	-	7	0	0	0
Duke Shelley	N	CB	CB	P	CB	CB	CB	-	-	-	-	-	-	-	-	-	-	6	5	0	1
Lachavious Simmons	N	X	X	X	P	X	RT	-	-	-	-	-	-	-	-	-	-	2	1	4	1
Rashad Smith	^	^	PS	PS	^	PS	PS	-	-	-	-	-	-	-	-	-	-	0	0	0	0
Roquan Smith	ILB	ILB	ILB	ILB	ILB	ILB	ILB	-	-	-	-	-	-	-	-	-	-	7	7	0	0
Charles Snowden	PS	PS	PS	PS	PS	PS	PS	-	-	-	-	-	-	-	-	-	-	0	0	0	0
Damon Square	^	^	^	^	N	^	^	-	-	-	-	-	-	-	-	-	-	0	0	0	1
Teez Tabor	PS	PS	PS	PS	PS	PS	P	-	-	-	-	-	-	-	-	-	-	1	0	0	0
Alex Taylor	^	N	PS	PS	^	^	^	-	-	-	-	-	-	-	-	-	-	0	0	0	1
Chris Thompson	^	^	^	^	^	PS	^	-	-	-	-	-	-	-	-	-	-	0	0	0	0
Khylir Tonga	P	P	NT	P	P	N	P	-	-	-	-	-	-	-	-	-	-	6	1	0	1
Danny Trevathan	IR	IR	IR	IR	P	P	P	-	-	-	-	-	-	-	-	-	-	3	0	0	0
Kindle Vildor	CB	CB	CB	CB	CB	CB	CB	-	-	-	-	-	-	-	-	-	-	7	7	0	0
Nsimba Webster	P	P	P	P	PS	PS	PS	-	-	-	-	-	-	-	-	-	-	4	0	0	0
Tyrone Wheatley Jr.	PS	PS	PS	PS	PS	PS	PS	-	-	-	-	-	-	-	-	-	-	0	0	0	0
Cody Whitehair	C	C	C	C	C	LG	C	-	-	-	-	-	-	-	-	-	-	7	7	0	0
Elijah Wilkinson	P	P	P	P	P	RT	R/C19	-	-	-	-	-	-	-	-	-	-	6	1	0	0
Damien Williams	P	P	P	P	P	HB	R/C19	-	-	-	-	-	-	-	-	-	-	6	1	0	0
Javon Wims	^	^	^	^	PS	^	^	-	-	-	-	-	-	-	-	-	-	0	0	0	0
Josh Woods	P	PS	^	^	^	^	^	-	-	-	-	-	-	-	-	-	-	1	0	0	0

LEGEND:

CAPS=Starter, P=Player was a substitution, N=On Inactive List, X=Did Not Play (Non-Injury), PS=Practice Squad, R/C19=Reserve/COVID-19, IR=Injured Reserve, PUP=Active/PUP, R/SUS=Reserve/League Susp., NOT=Not on Roster, ^=With Other Team

2021 REGULAR SEASON										
OFFENSE										
DATE	OPPONENT	WR	LT	LG	C	RG	RT	TE	QB	RB
9/12	at Rams	Mooney/ Robinson II	Peters	Whitehair	Mustipher	Daniels	Ifedi	Graham/ Kmet	Dalton	Montgomery
9/19	Bengals	Robinson II/ Mooney	Peters	Whitehair	Mustipher	Daniels	Ifedi	Kmet/ James	Dalton	Montgomery
9/26	at Browns	Robinson II/ Mooney	Peters	Whitehair	Mustipher	Daniels	Ifedi	Kmet/ Graham	<u>Fields</u>	Montgomery
10/3	Lions	Robinson II	Peters	Whitehair	Mustipher	Daniels	Ifedi	Kmet/ James/ Graham	<u>Fields</u>	Montgomery
10/10	at Raiders	Mooney/ Robinson II	Peters	Whitehair	Mustipher	Daniels	Ifedi	Kmet/ Graham	<u>Fields</u>	Williams
10/17	Packers	Mooney/ Robinson II	Peters	Whitehair	Mustipher	Daniels	Wilkinson	Kmet/ James	<u>Fields</u>	<u>Herbert</u>
10/24	at Buccaneers	Byrd/ Mooney/ Robinson II	Peters	Whitehair	Mustipher	Daniels	Simmons	Kmet	<u>Fields</u>	<u>Herbert</u>
10/31	49ers	--	--	--	--	--	--	--	--	--
11/8	at Steelers	--	--	--	--	--	--	--	--	--
11/21	Ravens	--	--	--	--	--	--	--	--	--
11/25	at Lions	--	--	--	--	--	--	--	--	--
12/5	Cardinals	--	--	--	--	--	--	--	--	--
12/12	at Packers	--	--	--	--	--	--	--	--	--
12/20	Vikings	--	--	--	--	--	--	--	--	--
12/26	at Seahawks	--	--	--	--	--	--	--	--	--
1/2	Giants	--	--	--	--	--	--	--	--	--
1/9	at Vikings	--	--	--	--	--	--	--	--	--

2021 REGULAR SEASON													
DEFENSE													
DATE	OPPONENT	DE	NT	DT	OLB	ILB	ILB	OLB	CB	S	S	CB	NICKEL
9/12	at Rams	Nichols	--	Hicks	Mack	Ogletree	Smith	Quinn	Vildor	Jackson	Gipson Sr.	Johnson	Christian
9/19	Bengals	Nichols	--	Hicks	Mack	Ogletree	Smith	Quinn	Vildor	Jackson	Gipson Sr.	Johnson	Shelley
9/26	at Browns	Nichols	<u>Tonga</u>	Hicks	Mack	Ogletree	Smith	Quinn	Vildor	Jackson	Bush	Johnson	--
10/3	Lions	Nichols	Goldman	Hicks	Mack	Ogletree	Smith	Quinn	Vildor	Jackson	Bush	Johnson	--
10/10	at Raiders	Nichols	Goldman	--	Mack	Ogletree	Smith	Quinn	Vildor	Jackson	Gipson Sr.	Johnson	Shelley
10/17	Packers	Nichols	Blackson	Hicks	Mack	Ogletree	Smith	Quinn	Vildor	Jackson	Gipson Sr.	Johnson	--
10/24	at Buccaneers	--	Goldman	Blackson	Mack	Ogletree	Smith	Gipson	Vildor	Jackson	Houston-Carson	Johnson	Shelley
10/31	49ers	--	--	--	--	--	--	--	--	--	--	--	--
11/8	at Steelers	--	--	--	--	--	--	--	--	--	--	--	--
11/21	Ravens	--	--	--	--	--	--	--	--	--	--	--	--
11/25	at Lions	--	--	--	--	--	--	--	--	--	--	--	--
12/5	Cardinals	--	--	--	--	--	--	--	--	--	--	--	--
12/12	at Packers	--	--	--	--	--	--	--	--	--	--	--	--
12/20	Vikings	--	--	--	--	--	--	--	--	--	--	--	--
12/26	at Seahawks	--	--	--	--	--	--	--	--	--	--	--	--
1/2	Giants	--	--	--	--	--	--	--	--	--	--	--	--
1/9	at Vikings	--	--	--	--	--	--	--	--	--	--	--	--

Rookies underlined.

2021 REGULAR SEASON BEARS GAME-BY-GAME OFFENSE																		
	09/12 @ LAR	09/19 CIN	09/26 @ CLE	10/03 DET	10/10 @ LV	10/17 GB	10/24 @ TB	10/31 SF	11/08 @ PIT	11/21 BAL	11/25 @ DET	12/05 ARI	12/12 @ GB	12/20 MIN	12/26 @ SEA	01/02 NYG	01/09 @ MIN	Totals
FIRST DOWNS																		
Total	24	16	6	20	19	21	17											123
Rushing	10	6	2	13	7	10	6											54
Passing	13	7	2	5	8	10	11											56
Penalty	1	3	2	2	4	1	0											13
THIRD DOWNS																		
Attempts	11	15	11	8	13	11	11											80
Converted	5	6	1	1	6	4	2											25
Percentage	45.5	40.0	9.1	12.5	46.2	36.4	18.2											31.3
FOURTH DOWNS																		
Attempts	4	1	1	1	0	2	1											10
Converted	0	0	0	1	0	1	0											2
Percentage	0.0	0.0	0.0	100.0	0	50.0	0.0											20.0
TOT. OFFENSE																		
Net Yards	322	206	47	373	252	277	311											1,788
Plays	69	61	42	57	60	57	65											411
Avg./Play	4.7	3.4	1.1	6.5	4.2	4.9	4.8											4.4
RUSHING																		
Net Yards	134	123	46	188	143	140	143											917
Rush. Att.	26	34	13	39	37	26	29											204
Avg./Att.	5.2	3.6	3.5	4.8	3.9	5.4	4.9											4.5
PASSING																		
Net Yards	188	83	1	185	109	137	168											871
Attempts	40	24	20	17	21	27	32											181
Completions	29	15	6	11	13	16	22											112
Intercepted	1	1	0	1	0	1	3											7
Gross Yards	216	116	68	209	119	174	184											1,086
Sacked	3.0	3.0	9.0	1.0	2.0	4.0	4.0											26.0
Yards Lost	28	33	67	24	10	37	16											215
ADVANCES																		
Rushes	26	34	13	39	37	26	29											204
Completions	29	15	6	11	13	16	22											112
Totals	55	49	19	50	50	42	51											316
Total Drives	8	10	11	10	10	8	13											70
PENALTIES																		
Number	3	8	5	7	8	7	4											42
Yards	35	70	44	61	70	54	32											366
FUMBLES																		
Number	1	1	1	1	1	1	4											10
Lost	1	0	0	0	0	0	2											3
PUNTING																		
Yards	36	169	397	159	234	161	160											1,316
Punts	1	4	7	3	5	4	4											28
Net Avg.	36.0	33.5	42.0	43.3	45.0	36.3	24.3											37.9
Gross Avg.	36.0	42.3	56.7	53.0	46.8	40.3	40.0											47.0
SCORING																		
Points	14	20	6	24	20	14	3											101
Q1	0	7	3	7	0	7	0											24
Q2	7	0	0	7	14	0	3											31
Q3	7	0	3	10	0	0	0											20
Q4	0	13	0	0	6	7	0											26
OT	0	0	0	0	0	0	0											0
TD Rushing	2	0	0	3	1	1	0											7
TD Passing	0	1	0	0	1	1	0											3
TD KO Returns	0	0	0	0	0	0	0											0
TD Punt Returns	0	0	0	0	0	0	0											0
TD Sp. Teams	0	0	0	0	0	0	0											0
TD Def. Returns	0	1	0	0	0	0	0											1
FG Attempts	0	2	2	1	2	0	1											8
FG Made	0	2	2	1	2	0	1											8
Safety	0	0	0	0	0	0	0											0
2-Pt Attempts	0	0	0	0	0	0	0											0
2-Pt Made	0	0	0	0	0	0	0											0
Time of Possession	35:14	31:21	20:26	28:43	32:02	27:43	28:55											204:24

2021 REGULAR SEASON BEARS GAME-BY-GAME DEFENSE																		
	09/12 @ LAR	09/19 CIN	09/26 @ CLE	10/03 DET	10/10 @ LV	10/17 GB	10/24 @ TB	10/31 SF	11/08 @ PIT	11/21 BAL	11/25 @ DET	12/05 ARI	12/12 @ GB	12/20 MIN	12/26 @ SEA	01/02 NYG	01/09 @ MIN	Totals
FIRST DOWNS																		
Total	18	14	26	23	16	22	28											147
Rushing	4	2	11	4	6	10	12											49
Passing	13	10	13	15	7	10	13											81
Penalty	1	2	2	4	3	2	3											17
THIRD DOWNS																		
Attempts	11	13	17	11	14	8	12											86
Converted	6	6	8	4	5	2	4											35
Percentage	54.5	46.2	47.1	36.4	35.7	25.0	33.3											40.7
FOURTH DOWNS																		
Attempts	1	1	3	3	3	1	2											14
Converted	1	0	1	1	1	1	1											6
Percentage	100.0	0.0	33.3	33.3	33.3	100.0	50.0											42.9
TOT. OFFENSE																		
Net Yards	386	248	418	351	259	323	408											2,393
Plays	50	55	78	67	60	57	70											437
Avg./Play	7.7	4.5	5.4	5.2	4.3	5.7	5.8											5.5
RUSHING																		
Net Yards	74	69	215	90	71	154	182											855
Rush. Att.	23	20	42	25	22	31	31											194
Avg./Att.	3.2	3.5	5.1	3.6	3.2	5.0	5.9											4.4
PASSING																		
Net Yards	312	179	203	261	188	169	226											1,538
Attempts	26	30	31	38	35	23	39											222
Completions	20	19	19	24	22	17	22											143
Intercepted	0	3	0	0	1	0	0											4
Gross Yards	321	207	246	299	206	195	226											1,700
Sacked	1.0	5.0	5.0	4.0	3.0	3.0	0.0											21.0
Yards Lost	9	28	43	38	18	26	0											162
ADVANCES																		
Rushes	23	20	42	25	22	31	31											194
Completions	20	19	19	24	22	17	22											143
Totals	43	39	61	49	44	48	53											337
Total Drives	9	11	11	9	10	9	12											71
PENALTIES																		
Number	4	4	7	4	10	3	1											33
Yards	36	57	98	26	82	51	10											360
FUMBLES																		
Number	0	1	0	3	0	0	2											6
Lost	0	1	0	2	0	0	1											4
PUNTING																		
Yards	50	75	82	166	224	168	161											926
Punts	1	2	2	3	4	3	4											19
Net Avg.	47.0	37.5	39.0	53.3	46.5	45.7	32.0											42.7
Gross Avg.	50.0	37.5	41.0	55.3	56.0	56.0	40.3											48.7
SCORING																		
Points	34	17	26	14	9	24	38											162
Q1	10	0	0	0	3	0	21											34
Q2	3	0	10	0	0	10	14											37
Q3	14	3	3	7	0	7	0											34
Q4	7	14	13	7	6	7	3											57
OT	0	0	0	0	0	0	0											0
TD Rushing	1	0	1	0	1	1	1											5
TD Passing	3	2	1	2	0	2	4											14
TD KO Returns	0	0	0	0	0	0	0											0
TD Punt Returns	0	0	0	0	0	0	0											0
TD Sp. Teams	0	0	0	0	0	0	0											0
TD Def. Returns	0	0	0	0	0	0	0											0
FG Attempts	2	1	4	0	1	1	2											11
FG Made	2	1	4	0	1	1	1											10
Safety	0	0	0	0	0	0	0											0
2-Pt Attempts	0	0	0	0	1	0	0											1
2-Pt Made	0	0	0	0	0	0	0											0
Time of Possession	24:46	28:39	39:34	31:17	27:58	32:17	31:05											215:36

2021 REGULAR SEASON CHICAGO BEARS WEEK-BY-WEEK LEADERS (THROUGH WEEK 7)																			
		RUSHING YARDS		RECEPTIONS		RECEIVING YARDS		TACKLES		SOLO TACKLES		SACKS		INTERCEPTIONS		PASSING YARDS		CARRIES	
DATE	OPPONENT	PLAYER	NO.	PLAYER	NO.	PLAYER	NO.	PLAYER	NO.	PLAYER	NO.	PLAYER	NO.	PLAYER	NO.	PLAYER	NO.	PLAYER	NO.
09/12	at Rams	D. Montgomery	108	A. Robinson II	6	M. Goodwin	45	R. Smith	11	R. Smith	6	A. Hicks R. Quinn	0.5	--	--	A. Dalton	206	D. Montgomery	16
09/19	Bengals	D. Montgomery	61	D. Mooney	6	D. Mooney	66	R. Smith	9	R. Smith D. Shelley	5	R. Quinn	2.0	R. Smith A. Blackson J. Johnson	1	J. Fields	60	D. Montgomery	20
09/26	at Browns	D. Montgomery	34	A. Robinson II D. Montgomery	2	A. Robinson II	27	R. Smith	10	R. Smith D. Bush	5	K. Mack	2.0	--	--	J. Fields	68	D. Montgomery	10
10/03	Lions	D. Montgomery	106	D. Mooney	5	D. Mooney	125	A. Ogletree	12	A. Ogletree	10	R. Smith R. Quinn T. Gipson K. Mack	1.0	--	--	J. Fields	209	D. Montgomery	23
10/10	at Raiders	K. Herbert	75	A. Robinson II	4	D. Mooney	35	R. Smith	10	K. Mack	7	K. Mack T. Gipson Sr. T. Gipson	1.0	D. Houston-Carson	1	J. Fields	111	K. Herbert	18
10/17	Packers	K. Herbert	97	D. Mooney	5	A. Robinson II	53	R. Smith	12	R. Smith E. Jackson	6	K. Mack R. Quinn A. Hicks	1.0	--	--	J. Fields	174	K. Herbert	19
10/24	at Buccaneers	K. Herbert	100	C. Kmet K. Herbert	5	C. Kmet	43	R. Smith	13	R. Smith	8	--	--	--	--	J. Fields	184	K. Herbert	18
10/31	49ers	--	--	--	--	--	--	--	--	--	--	--	--	--	--	--	--	--	--
11/08	at Steelers	--	--	--	--	--	--	--	--	--	--	--	--	--	--	--	--	--	--
11/21	Ravens	--	--	--	--	--	--	--	--	--	--	--	--	--	--	--	--	--	--
11/25	at Lions	--	--	--	--	--	--	--	--	--	--	--	--	--	--	--	--	--	--
12/05	Cardinals	--	--	--	--	--	--	--	--	--	--	--	--	--	--	--	--	--	--
12/12	at Packers	--	--	--	--	--	--	--	--	--	--	--	--	--	--	--	--	--	--
12/20	Vikings	--	--	--	--	--	--	--	--	--	--	--	--	--	--	--	--	--	--
12/26	at Seahawks	--	--	--	--	--	--	--	--	--	--	--	--	--	--	--	--	--	--
01/02	Giants	--	--	--	--	--	--	--	--	--	--	--	--	--	--	--	--	--	--
01/09	at Vikings	--	--	--	--	--	--	--	--	--	--	--	--	--	--	--	--	--	--
MOST TIMES LED (INCLUDING TIES)		D. MONTGOMERY	4	A. ROBINSON II D. MOONEY	3	D. MOONEY	3	R. SMITH	6	R. SMITH	5	R. QUINN K. MACK	4	R. SMITH A. BLACKSON J. JOHNSON D. HOUSTON-CARSON	1	J. FIELDS	6	D. MONTGOMERY	4

(AS OF OCT 26, 2021, 11:48 AM CDT)											2021 : REGULAR SEASON						
			BEARS						OPPONENTS						POINT	OVERALL	
DATE	OPPONENT	W/L/T	1ST	2ND	3RD	4TH	OT	TOTAL	1ST	2ND	3RD	4TH	OT	TOTAL	DIFF	RECORD	
9/12	at L.A. Rams	L	0	7	7	0	--	14	10	3	14	7	--	34	-20	0-1	
9/19	Cincinnati	W	7	0	0	13	--	20	0	0	3	14	--	17	+3	1-1	
9/26	at Cleveland	L	3	0	3	0	--	6	0	10	3	13	--	26	-20	1-2	
10/3	Detroit	W	7	7	10	0	--	24	0	0	7	7	--	14	+10	2-2	
10/10	at Las Vegas	W	0	14	0	6	--	20	3	0	0	6	--	9	+11	3-2	
10/17	Green Bay	L	7	0	0	7	--	14	0	10	7	7	--	24	-10	3-3	
10/24	at Tampa Bay	L	0	3	0	0	--	3	21	14	0	3	--	38	-35	3-4	
10/31	San Francisco	--	--	--	--	--	--	--	--	--	--	--	--	--	--	--	
11/8	at Pittsburgh	--	--	--	--	--	--	--	--	--	--	--	--	--	--	--	
11/21	Baltimore	--	--	--	--	--	--	--	--	--	--	--	--	--	--	--	
11/25	at Detroit	--	--	--	--	--	--	--	--	--	--	--	--	--	--	--	
12/5	Arizona	--	--	--	--	--	--	--	--	--	--	--	--	--	--	--	
12/12	at Green Bay	--	--	--	--	--	--	--	--	--	--	--	--	--	--	--	
12/20	Minnesota	--	--	--	--	--	--	--	--	--	--	--	--	--	--	--	
12/26	at Seattle	--	--	--	--	--	--	--	--	--	--	--	--	--	--	--	
1/2	N.Y. Giants	--	--	--	--	--	--	--	--	--	--	--	--	--	--	--	
1/9	at Minnesota	--	--	--	--	--	--	--	--	--	--	--	--	--	--	--	
2021 TOTALS		3-4	24	31	20	26	--	101	34	37	34	57	--	162	-61	3-4	
AVG/GAME			3.4	4.4	2.9	3.7	--	14.4	4.9	5.3	4.9	8.1	--	23.1	-8.7		

DATE	OPPONENT	CHI +/- RATIO	CHI TAKES	POINTS OFF TAKES	CHI GIVES	POINTS OFF GIVES	POINTS OFF TO RATIO
09/12	at L.A. Rams	-2	0 (0 FUM, 0 INT)	0	2 (1 FUM, 1 INT)	10	-10
09/19	Cincinnati	+3	4 (1 FUM, 3 INT)	13	1 (0 FUM, 1 INT)	7	+6
09/26	at Cleveland	0	0 (0 FUM, 0 INT)	0	0 (0 FUM, 0 INT)	0	0
10/03	Detroit	+1	2 (2 FUM, 0 INT)	7	1 (0 FUM, 1 INT)	0	+7
10/10	at Las Vegas	+1	1 (0 FUM, 1 INT)	0	0 (0 FUM, 0 INT)	0	0
10/17	Green Bay	-1	0 (0 FUM, 0 INT)	0	1 (0 FUM, 1 INT)	7	-7
10/24	at Tampa Bay	-4	1 (1 FUM, 0 INT)	0	5 (2 FUM, 3 INT)	17	-17
10/31	San Francisco	--	--	--	--	--	--
11/08	at Pittsburgh	--	--	--	--	--	--
11/21	Baltimore	--	--	--	--	--	--
11/25	at Detroit	--	--	--	--	--	--
12/05	Arizona	--	--	--	--	--	--
12/12	at Green Bay	--	--	--	--	--	--
12/20	Minnesota	--	--	--	--	--	--
12/26	at Seattle	--	--	--	--	--	--
01/02	N.Y. Giants	--	--	--	--	--	--
01/09	at Minnesota	--	--	--	--	--	--
TOTALS		-2	8 (4 FUM, 4 INT)	20	10 (3 FUM, 7 INT)	41	-21

2021 REGULAR SEASON - DEFENSIVE TAKEAWAYS						
DATE	OPPONENT	TAKEAWAY	QTR.	SCORE	YD-LINE	RESULT
09/12	at L.A. Rams	None				
09/19	Cincinnati	T. Gipson Sr. FR (E. Jackson FF)	3	7-3	CHI-48	FG
		R. Smith INT (J. Burrow)	4	17-3	CHI-47	TD
		J. Johnson INT (J. Burrow)	4	17-3	CIN-39	Punt
		A. Blackson INT (J. Burrow)	4	17-3	CIN-15	FG
09/26	at Cleveland	None				
10/03	Detroit	B. Nichols FR (J. Goff fumble)	1	7-0	CHI-10	TD
		K. Mack FR (R. Quinn FF)	2	14-0	CHI-20	INT
10/10	at Las Vegas	D. Houston-Carson INT (D. Carr)	3	14-3	CHI-45	Punt
10/17	Green Bay	None				
10/24	at Tampa Bay	D. Houston-Carson FR (A. Ogletree FF)	3	3-35	CHI-2	INT
10/31	San Francisco	--	--	--	--	--
11/08	at Pittsburgh	--	--	--	--	--
11/21	Baltimore	--	--	--	--	--
11/25	at Detroit	--	--	--	--	--
12/05	Arizona	--	--	--	--	--
12/12	at Green Bay	--	--	--	--	--
12/20	Minnesota	--	--	--	--	--
12/26	at Seattle	--	--	--	--	--
01/02	N.Y. Giants	--	--	--	--	--
01/09	at Minnesota	--	--	--	--	--

2021 REGULAR SEASON - OFFENSIVE GIVEAWAYS						
DATE	OPPONENT	TAKEAWAY	QTR.	SCORE	YD-LINE	RESULT
09/12	at L.A. Rams	A. Dalton INT (D. Long Jr.: touchback)	1	0-0	LA-(-8)	TD
		A. Dalton fumble (J. Hollins FF; K. Young FR)	1	0-10	LA-42	FG
09/19	Cincinnati	J. Fields INT (L. Wilson)	4	20-10	CHI-25	TD
09/26	at Cleveland	None				
10/03	Detroit	J. Fields INT (A. Oruwariye)	2	14-0	DET-39	Punt
10/10	at Las Vegas	None				
10/17	Green Bay	J. Fields INT (D. Savage: touchback)	1	7-0	GB-(-7)	TD
10/24	at Tampa Bay	J. Fields INT (D. Delaney)	1	0-7	TB-34	TD
		J. Fields fumble (S. Barrett FF; V. Vea FR)	1	0-14	CHI-35	TD
		J. Fields fumble (J. Pierre-Paul FF; S. Barrett FR)	2	0-21	CHI-40	Missed FG
			3	3-35	TB-16	Fumble
		J. Fields INT (J. Whitehead)	4	3-35	CHI-37	FG
		J. Fields INT (P. Desir)				
10/31	San Francisco	--	--	--	--	--
11/08	at Pittsburgh	--	--	--	--	--
11/21	Baltimore	--	--	--	--	--
11/25	at Detroit	--	--	--	--	--
12/05	Arizona	--	--	--	--	--
12/12	at Green Bay	--	--	--	--	--
12/20	Minnesota	--	--	--	--	--
12/26	at Seattle	--	--	--	--	--
01/02	N.Y. Giants	--	--	--	--	--
01/09	at Minnesota	--	--	--	--	--

2021 REGULAR SEASON - TURNOVERS		
Offense:	10 Giveaways 41 Points (5 TD, 2 FG)	Ratio
Defense:	8 Takeaways 20 Points (2 TD, 2 FG)	-2 (8 takes, 10 gives)
Special Teams:	0 Giveaways 0 Points (0 TD, 0 FG) 0 Takeaways 0 Points (0 TD, 0 FG)	Points Off Turnovers Ratio -21 (20 scored, 41 allowed)

2021 REGULAR SEASON CHICAGO BEARS DEFENSIVE STATS (THROUGH WEEK 7)											
POS.	PLAYER	TKL.	AST.	TOTAL	TFL	SACKS/YDS.	PR	FR	FF	INT./YDS.	PD
LB	R. Smith	43	32	75	3	2.0/16.0	2	0	0	1/53	3
DB	E. Jackson	26	14	40	1	0.0/0.0	0	0	1	0/0	0
LB	A. Ogletree	27	8	35	2	0.0/0.0	1	0	1	0/0	3
DB	K. Vildor	14	11	25	0	0.0/0.0	0	0	0	0/0	3
DB	D. Shelley	18	5	23	0	0.0/0.0	0	0	0	0/0	2
DT	B. Nichols	12	9	21	2	1.0/6.0	1	1	0	0/0	0
DB	D. Houston-Carson	12	8	20	0	0.0/0.0	0	1	0	1/0	2
DL	A. Blackson	9	11	20	0	0.5/4.5	4	0	0	1/6	1
LB	K. Mack	15	4	19	6	6.0/50.0	7	1	0	0/0	0
LB	R. Quinn	15	4	19	5	5.5/40.0	7	0	1	0/0	0
DB	J. Johnson	14	4	18	0	0.0/0.0	0	0	0	1/3	6
DB	D. Bush	11	4	15	0	0.0/0.0	0	0	0	0/0	2
DB	T. Gipson Sr.	12	2	14	1	1.0/2.0	1	1	0	0/0	0
DT	A. Hicks	7	4	11	2	1.5/14.5	5	0	0	0/0	0
LB	T. Gipson	7	1	8	3	2.0/18.0	2	0	1	0/0	2
DL	K. Tonga	5	3	8	0	0.0/0.0	0	0	0	0/0	0
LB	D. Trevathan	3	5	8	1	0.0/0.0	0	0	0	0/0	0
DE	M. Edwards Jr.	2	4	6	1	1.5/11.0	4	0	0	0/0	1
LB	C. Jones	3	1	4	0	0.0/0.0	0	0	0	0/0	0
DT	M. Hunt	2	2	4	1	0.0/0.0	0	0	0	0/0	0
DB	M. Christian	2	1	3	0	0.0/0.0	0	0	0	0/0	0
DB	X. Crawford	2	1	3	0	0.0/0.0	0	0	0	0/0	0
NT	E. Goldman	1	2	3	0	0.0/0.0	0	0	0	0/0	0
LB	J. Attaochu	1	1	2	0	0.0/0.0	1	0	0	0/0	0
LB	S. Kamara	1	0	1	0	0.0/0.0	0	0	0	0/0	0
BEARS TOTALS		264	141	405	28	21.0/162.0	35	4	4	4/62	25
OPP. TOTALS		264	131	395	33	26.0/215.0	44	4	6	7/61	27

Ast.=Assist, TFL=Tackle for a Loss, PR=Pressures, Int.=Interception, FR=Fumble Recovery, FF=Forced Fumble, PD=Pass Defense

2021 BEARS SPECIAL TEAMS					DEFENSIVE STATS BY RANK									
POS.	PLAYER	TKL.	AST.	COMB.	SACKS		INTERCEPTIONS		TACKLES FOR LOSS		PASSES DEFENSED		PRESSURES	
					PLAYER	NO.	PLAYER	NO.	PLAYER	NO.	PLAYER	NO.	PLAYER	NO.
DB	Bush, Deon	4	0	4	K. Mack	6.0	A. Blackson	1	K. Mack	6	J. Johnson	6	K. Mack	7
LB	Johnson, Caleb	3	1	4	R. Quinn	5.5	D. Houston-Carson	1	R. Quinn	5	A. Ogletree	3	R. Quinn	7
WR	Webster, Nsimba	3	1	4	T. Gipson	2.0	J. Johnson	1	T. Gipson	3	R. Smith	3	A. Hicks	5
DB	Crawford, Xavier	2	1	3	R. Smith	2.0	R. Smith	1	R. Smith	3	K. Vildor	3	A. Blackson	4
RB	Williams, Damien	2	0	2	M. Edwards Jr.	1.5			A. Hicks	2	D. Bush	2	M. Edwards Jr.	4
LB	Gipson, Trevis	0	2	2	A. Hicks	1.5			B. Nichols	2	T. Gipson	2	T. Gipson	2
RB	Herbert, Khalil	0	2	2	T. Gipson Sr.	1.0			A. Ogletree	2	D. Houston-Carson	2	R. Smith	2
DB	Christian, Marqui	1	0	1	B. Nichols	1.0			M. Edwards Jr.	1	D. Shelley	2	J. Attaochu	1
TE	Holtz, J.P.	1	0	1	A. Blackson	0.5			T. Gipson Sr.	1	A. Blackson	1	T. Gipson Sr.	1
TE	Horsted, Jesper	1	0	1					M. Hunt	1	M. Edwards Jr.	1	B. Nichols	1
DB	Houston-Carson, DeAndre	1	0	1					E. Jackson	1			A. Ogletree	1
LB	Iyegbuniwe, Joel	1	0	1					D. Trevathan	1				
LB	Jones, Christian	1	0	1										
LB	Kamara, Sam	1	0	1										
P	O'Donnell, Pat	1	0	1										
LB	Ogletree, Alec	1	0	1										
TOTALS		23	7	30										

BEARS 2021 REGULAR SEASON THIRD DOWN EFFICIENCY												
BEARS												
Date	Opponent	3rd & 1	3rd & 2	3rd & 3	3rd & 4	3rd & 5	3rd & 6	3rd & 7	3rd & 8	3rd & 9	3rd & 10+	Total
09/12	at L.A. Rams	1 / 1	2 / 3	1 / 1	0 / 0	0 / 0	0 / 1	0 / 0	1 / 2	0 / 0	0 / 3	5 / 11
09/19	Cincinnati	1 / 2	0 / 0	0 / 0	1 / 2	1 / 1	0 / 0	0 / 1	1 / 2	1 / 2	1 / 5	6 / 15
09/26	at Cleveland	0 / 0	0 / 1	0 / 0	0 / 0	0 / 1	0 / 1	0 / 0	0 / 1	0 / 1	1 / 6	1 / 11
10/03	Detroit	0 / 0	0 / 1	0 / 0	1 / 2	0 / 1	0 / 0	0 / 2	0 / 1	0 / 0	0 / 1	1 / 8
10/10	at Las Vegas	1 / 3	2 / 2	0 / 0	0 / 1	0 / 1	0 / 0	2 / 2	0 / 1	0 / 1	1 / 2	6 / 13
10/17	Green Bay	0 / 0	2 / 2	2 / 2	0 / 0	0 / 1	0 / 1	0 / 2	0 / 0	0 / 1	0 / 2	4 / 11
10/24	at Tampa Bay	1 / 1	0 / 1	0 / 0	0 / 0	1 / 3	0 / 0	0 / 0	0 / 1	0 / 0	0 / 5	2 / 11
10/31	San Francisco	--	--	--	--	--	--	--	--	--	--	--
11/08	at Pittsburgh	--	--	--	--	--	--	--	--	--	--	--
11/21	Baltimore	--	--	--	--	--	--	--	--	--	--	--
11/25	at Detroit	--	--	--	--	--	--	--	--	--	--	--
12/05	Arizona	--	--	--	--	--	--	--	--	--	--	--
12/12	at Green Bay	--	--	--	--	--	--	--	--	--	--	--
12/20	Minnesota	--	--	--	--	--	--	--	--	--	--	--
12/26	at Seattle	--	--	--	--	--	--	--	--	--	--	--
01/02	N.Y. Giants	--	--	--	--	--	--	--	--	--	--	--
01/09	at Minnesota	--	--	--	--	--	--	--	--	--	--	--
TOTALS		4 / 7	6 / 10	3 / 3	2 / 5	2 / 8	0 / 3	2 / 7	2 / 8	1 / 5	3 / 24	25 / 80
		57.1%	60.0%	100.0%	40.0%	25.0%	0.0%	28.6%	25.0%	20.0%	12.5%	31.3%
		3RD & 1-3: 13 / 20 = 65.0%			3RD & 4-6: 4 / 16 = 25.0%			3RD & 7-10+: 8 / 44 = 18.2%				

2021 REGULAR SEASON FOURTH DOWN EFFICIENCY														
Date	Opponent	BEARS						OPPONENT						
		4th & 1	4th & 2	4th & 3	4th & 4	4th & 5+	Total	4th & 1	4th & 2	4th & 3	4th & 4	4th & 5+	Total	
09/12	at L.A. Rams	0 / 0	0 / 0	0 / 0	0 / 2	0 / 2	0 / 4	1 / 1	0 / 0	0 / 0	0 / 0	0 / 0	0 / 0	1 / 1
09/19	Cincinnati	0 / 1	0 / 0	0 / 0	0 / 0	0 / 0	0 / 1	0 / 0	0 / 1	0 / 0	0 / 0	0 / 0	0 / 0	0 / 1
09/26	at Cleveland	0 / 0	0 / 0	0 / 0	0 / 0	0 / 1	0 / 1	1 / 2	0 / 0	0 / 0	0 / 0	0 / 1	1 / 3	
10/03	Detroit	1 / 1	0 / 0	0 / 0	0 / 0	0 / 0	1 / 1	1 / 2	0 / 0	0 / 0	0 / 0	0 / 1	1 / 3	
10/10	at Las Vegas	0 / 0	0 / 0	0 / 0	0 / 0	0 / 0	0 / 0	1 / 2	0 / 0	0 / 0	0 / 0	0 / 1	1 / 3	
10/17	Green Bay	1 / 1	0 / 0	0 / 0	0 / 0	0 / 1	1 / 2	1 / 1	0 / 0	0 / 0	0 / 0	0 / 0	1 / 1	
10/24	at Tampa Bay	0 / 0	0 / 0	0 / 0	0 / 1	0 / 0	0 / 1	1 / 2	0 / 0	0 / 0	0 / 0	0 / 0	1 / 2	
10/31	San Francisco	--	--	--	--	--	--	--	--	--	--	--	--	
11/08	at Pittsburgh	--	--	--	--	--	--	--	--	--	--	--	--	
11/21	Baltimore	--	--	--	--	--	--	--	--	--	--	--	--	
11/25	at Detroit	--	--	--	--	--	--	--	--	--	--	--	--	
12/05	Arizona	--	--	--	--	--	--	--	--	--	--	--	--	
12/12	at Green Bay	--	--	--	--	--	--	--	--	--	--	--	--	
12/20	Minnesota	--	--	--	--	--	--	--	--	--	--	--	--	
12/26	at Seattle	--	--	--	--	--	--	--	--	--	--	--	--	
01/02	N.Y. Giants	--	--	--	--	--	--	--	--	--	--	--	--	
01/09	at Minnesota	--	--	--	--	--	--	--	--	--	--	--	--	
TOTALS		2 / 3	0 / 0	0 / 0	0 / 3	0 / 4	2 / 10	6 / 10	0 / 1	0 / 0	0 / 0	0 / 3	6 / 14	
		66.7%	0.0%	0.0%	0.0%	0.0%	20.0%	60.0%	0.0%	0.0%	0.0%	0.0%	42.9%	

BEARS 2021 REGULAR SEASON INSIDE 20 EFFICIENCY																			
BEARS																			
Date	Opponent	Pos	TD	PAT	2-Pt.	Miss PAT	FG	FGA	Blk/MFG	INT	Fum	Dwns	Drive Ends			TD%	Score Pct.	Pts/Poss	
09/12	at L.A. Rams	3	2	2	0	0	0	0	0	1	0	0	0	0	14	66.7	66.7	4.7	
09/19	Cincinnati	3	1	1	0	0	2	2	0	0	0	0	0	0	13	33.3	100.0	4.3	
09/26	at Cleveland	1	0	0	0	0	1	1	0	0	0	0	0	0	3	0.0	100.0	3.0	
10/03	Detroit	4	3	3	0	0	1	1	0	0	0	0	0	0	24	75.0	100.0	6.0	
10/10	at Las Vegas	2	2	2	0	0	0	0	0	0	0	0	0	0	14	100.0	100.0	7.0	
10/17	Green Bay	2	2	2	0	0	0	0	0	0	0	0	0	0	14	100.0	100.0	7.0	
10/24	at Tampa Bay	2	0	0	0	0	1	1	0	1	0	0	0	0	3	0.0	50.0	1.5	
10/31	San Francisco	--	--	--	--	--	--	--	--	--	--	--	--	--	--	--	--	--	
11/08	at Pittsburgh	--	--	--	--	--	--	--	--	--	--	--	--	--	--	--	--	--	
11/21	Baltimore	--	--	--	--	--	--	--	--	--	--	--	--	--	--	--	--	--	
11/25	at Detroit	--	--	--	--	--	--	--	--	--	--	--	--	--	--	--	--	--	
12/05	Arizona	--	--	--	--	--	--	--	--	--	--	--	--	--	--	--	--	--	
12/12	at Green Bay	--	--	--	--	--	--	--	--	--	--	--	--	--	--	--	--	--	
12/20	Minnesota	--	--	--	--	--	--	--	--	--	--	--	--	--	--	--	--	--	
12/26	at Seattle	--	--	--	--	--	--	--	--	--	--	--	--	--	--	--	--	--	
01/02	N.Y. Giants	--	--	--	--	--	--	--	--	--	--	--	--	--	--	--	--	--	
01/09	at Minnesota	--	--	--	--	--	--	--	--	--	--	--	--	--	--	--	--	--	
TOTALS		17	10	10	0	0	5	5	0	2	0	0	0	0	85	58.8	88.2	5.0	

OPPONENT 2021 REGULAR SEASON INSIDE 20 EFFICIENCY																			
OPPONENT																			
Date	Opponent	Pos	TD	PAT	2-Pt.	Miss PAT	FG	FGA	Blk/MFG	INT	Fum	Dwns	Drive Ends			TD%	Score Pct.	Pts/Poss	
09/12	at L.A. Rams	4	2	2	0	0	1	1	0	0	0	0	0	1	17	50.0	75.0	4.3	
09/19	Cincinnati	1	1	1	0	0	0	0	0	0	0	0	0	0	7	100.0	100.0	7.0	
09/26	at Cleveland	4	1	1	0	0	2	2	0	0	0	0	0	1	13	25.0	75.0	3.3	
10/03	Detroit	5	1	1	0	0	0	0	0	0	2	2	0	0	7	20.0	20.0	1.4	
10/10	at Las Vegas	2	1	0	0	0	1	1	0	0	0	0	0	0	9	50.0	100.0	4.5	
10/17	Green Bay	4	3	3	0	0	1	1	0	0	0	0	0	0	24	75.0	100.0	6.0	
10/24	at Tampa Bay	7	5	5	0	0	1	1	0	0	1	0	0	0	38	71.4	85.7	5.4	
10/31	San Francisco	--	--	--	--	--	--	--	--	--	--	--	--	--	--	--	--	--	
11/08	at Pittsburgh	--	--	--	--	--	--	--	--	--	--	--	--	--	--	--	--	--	
11/21	Baltimore	--	--	--	--	--	--	--	--	--	--	--	--	--	--	--	--	--	
11/25	at Detroit	--	--	--	--	--	--	--	--	--	--	--	--	--	--	--	--	--	
12/05	Arizona	--	--	--	--	--	--	--	--	--	--	--	--	--	--	--	--	--	
12/12	at Green Bay	--	--	--	--	--	--	--	--	--	--	--	--	--	--	--	--	--	
12/20	Minnesota	--	--	--	--	--	--	--	--	--	--	--	--	--	--	--	--	--	
12/26	at Seattle	--	--	--	--	--	--	--	--	--	--	--	--	--	--	--	--	--	
01/02	N.Y. Giants	--	--	--	--	--	--	--	--	--	--	--	--	--	--	--	--	--	
01/09	at Minnesota	--	--	--	--	--	--	--	--	--	--	--	--	--	--	--	--	--	
TOTALS		27	14	13	0	0	6	6	0	0	3	2	0	2	115	51.9	74.1	4.3	

BEARS 2021 REGULAR SEASON GOAL-TO-GO																			
BEARS																			
Date	Opponent	Pos	TD	PAT	2-Pt.	Miss	FG	FGA	MFG	INT	Fum	Dwns	Drive Ends			Pts	TD%	Score	Pts/Poss
						PAT							Half	Game				Pct.	
09/12	at L.A. Rams	1	1	1	0	0	0	0	0	0	0	0	0	0	0	7	100.0	100.0	7.0
09/19	Cincinnati	2	0	0	0	0	2	2	0	0	0	0	0	0	0	6	0.0	100.0	3.0
09/26	at Cleveland	0	0	0	0	0	0	0	0	0	0	0	0	0	0	0	0.0	0.0	0.0
10/03	Detroit	3	3	3	0	0	0	0	0	0	0	0	0	0	0	21	100.0	100.0	7.0
10/10	at Las Vegas	2	2	2	0	0	0	0	0	0	0	0	0	0	0	14	100.0	100.0	7.0
10/17	Green Bay	2	2	2	0	0	0	0	0	0	0	0	0	0	0	14	100.0	100.0	7.0
10/24	at Tampa Bay	1	0	0	0	0	1	1	0	0	0	0	0	0	0	3	0.0	100.0	3.0
10/31	San Francisco	--	--	--	--	--	--	--	--	--	--	--	--	--	--	--	--	--	--
11/08	at Pittsburgh	--	--	--	--	--	--	--	--	--	--	--	--	--	--	--	--	--	--
11/21	Baltimore	--	--	--	--	--	--	--	--	--	--	--	--	--	--	--	--	--	--
11/25	at Detroit	--	--	--	--	--	--	--	--	--	--	--	--	--	--	--	--	--	--
12/05	Arizona	--	--	--	--	--	--	--	--	--	--	--	--	--	--	--	--	--	--
12/12	at Green Bay	--	--	--	--	--	--	--	--	--	--	--	--	--	--	--	--	--	--
12/20	Minnesota	--	--	--	--	--	--	--	--	--	--	--	--	--	--	--	--	--	--
12/26	at Seattle	--	--	--	--	--	--	--	--	--	--	--	--	--	--	--	--	--	--
01/02	N.Y. Giants	--	--	--	--	--	--	--	--	--	--	--	--	--	--	--	--	--	--
01/09	at Minnesota	--	--	--	--	--	--	--	--	--	--	--	--	--	--	--	--	--	--
TOTALS		11	8	8	0	0	3	3	0	0	0	0	0	0	0	65	72.7	100.0	5.9

2021 REGULAR SEASON CXG DRIVES																						
DATE	OPPONENT	STARTING QB	POSS	TD	PAT	2-PT	M-2PT	FG	FGA	MFG	BK-FG	PUNT	INT	FUM	SAF	DWNS	HF	GM	PTS	TD%	SCORE%	PTS/POSS
9/12	at L.A. Rams	A. Dalton	8	2	2	0	0	0	0	0	0	1	1	1	0	3	0	0	14	25.0	25.0	1.75
9/19	Cincinnati	A. Dalton	10	1	2	0	0	2	2	0	0	4	1	0	0	1	0	1	13	10.0	30.0	1.30
9/26	at Cleveland	J. Fields	11	0	0	0	0	2	2	0	0	7	0	0	0	1	1	0	6	0.0	18.2	0.55
10/3	Detroit	J. Fields	10	3	3	0	0	1	1	0	0	3	1	0	0	0	1	1	24	30.0	40.0	2.40
10/10	at Las Vegas	J. Fields	10	2	2	0	0	2	2	0	0	5	0	0	0	0	1	0	20	20.0	40.0	2.00
10/17	Green Bay	J. Fields	8	2	2	0	0	0	0	0	0	4	1	0	0	1	0	0	14	25.0	25.0	1.75
10/24	at Tampa Bay	J. Fields	13	0	0	0	0	1	1	0	0	4	3	2	0	1	1	1	3	0.0	7.7	0.23
10/31	San Francisco	--	--	--	--	--	--	--	--	--	--	--	--	--	--	--	--	--	--	--	--	--
11/8	at Pittsburgh	--	--	--	--	--	--	--	--	--	--	--	--	--	--	--	--	--	--	--	--	--
11/21	Baltimore	--	--	--	--	--	--	--	--	--	--	--	--	--	--	--	--	--	--	--	--	--
11/25	at Detroit	--	--	--	--	--	--	--	--	--	--	--	--	--	--	--	--	--	--	--	--	--
12/5	Arizona	--	--	--	--	--	--	--	--	--	--	--	--	--	--	--	--	--	--	--	--	--
12/12	at Green Bay	--	--	--	--	--	--	--	--	--	--	--	--	--	--	--	--	--	--	--	--	--
12/20	Minnesota	--	--	--	--	--	--	--	--	--	--	--	--	--	--	--	--	--	--	--	--	--
12/26	at Seattle	--	--	--	--	--	--	--	--	--	--	--	--	--	--	--	--	--	--	--	--	--
1/2	N.Y. Giants	--	--	--	--	--	--	--	--	--	--	--	--	--	--	--	--	--	--	--	--	--
1/9	at Minnesota	--	--	--	--	--	--	--	--	--	--	--	--	--	--	--	--	--	--	--	--	--
	A. DALTON TOTALS:		18	3	4	0	0	2	2	0	0	5	2	1	0	4	0	1	27	16.7	27.8	1.50
	J. FIELDS TOTALS:		52	7	7	0	0	6	6	0	0	23	5	2	0	3	4	2	67	13.5	25.0	1.29
	2021 TOTALS		70	10	11	0	0	8	8	0	0	28	7	3	0	7	4	3	94	14.3	25.7	1.34

Report only includes Starting QB stats.

OPPONENTS CXG DRIVES																						
DATE	OPPONENT	STARTING QB	POSS	TD	PAT	2-PT	M-2PT	FG	FGA	MFG	BK-FG	PUNT	INT	FUM	SAF	DWNS	HF	GM	PTS	TD%	SCORE%	PTS/POSS
9/12	at L.A. Rams	M. Stafford	9	4	4	0	0	2	2	0	0	1	0	0	0	0	1	1	34	44.4	66.7	3.78
9/19	Cincinnati	J. Burrow	11	2	2	0	0	1	1	0	0	2	3	1	0	1	1	0	17	18.2	27.3	1.55
9/26	at Cleveland	B. Mayfield	11	2	2	0	0	4	4	0	0	2	0	0	0	2	0	1	26	18.2	54.5	2.36
10/3	Detroit	J. Goff	9	2	2	0	0	0	0	0	0	3	0	2	0	2	0	0	14	22.2	22.2	1.56
10/10	at Las Vegas	D. Carr	10	1	0	1	0	1	1	0	0	4	1	0	0	2	0	1	9	10.0	20.0	0.90
10/17	Green Bay	A. Rodgers	9	3	3	0	0	1	1	0	0	3	0	0	0	0	1	1	24	33.3	44.4	2.67
10/24	at Tampa Bay	T. Brady	12	5	5	0	0	1	2	1	0	4	0	1	0	0	0	0	38	41.7	50.0	3.17
10/31	San Francisco	--	--	--	--	--	--	--	--	--	--	--	--	--	--	--	--	--	--	--	--	--
11/8	at Pittsburgh	--	--	--	--	--	--	--	--	--	--	--	--	--	--	--	--	--	--	--	--	--
11/21	Baltimore	--	--	--	--	--	--	--	--	--	--	--	--	--	--	--	--	--	--	--	--	--
11/25	at Detroit	--	--	--	--	--	--	--	--	--	--	--	--	--	--	--	--	--	--	--	--	--
12/5	Arizona	--	--	--	--	--	--	--	--	--	--	--	--	--	--	--	--	--	--	--	--	--
12/12	at Green Bay	--	--	--	--	--	--	--	--	--	--	--	--	--	--	--	--	--	--	--	--	--
12/20	Minnesota	--	--	--	--	--	--	--	--	--	--	--	--	--	--	--	--	--	--	--	--	--
12/26	at Seattle	--	--	--	--	--	--	--	--	--	--	--	--	--	--	--	--	--	--	--	--	--
1/2	N.Y. Giants	--	--	--	--	--	--	--	--	--	--	--	--	--	--	--	--	--	--	--	--	--
1/9	at Minnesota	--	--	--	--	--	--	--	--	--	--	--	--	--	--	--	--	--	--	--	--	--
	2021 TOTALS		71	19	18	1	0	10	11	1	0	19	4	4	0	7	3	4	162	26.8	40.8	2.28

Report only includes Starting QB stats.

BEARS 2021 REGULAR SEASON SCORING DRIVES												
DATE	OPPONENT	ACQUIRED	DRIVE START	PLAYS	YARDS	Q	TIME	FIRST DOWNS	SCORING PLAY	CHI	OPP	
09/12	at L.A. Rams	Punt	CHI 45	9	55	Q2	4:08	5	D. Montgomery: 3-yard run	7	13	
		Kickoff	CHI 19	16	81	Q3	9:38	7	J. Fields: 3-yard run	14	20	
09/19	Cincinnati	Kickoff	CHI 25	9	75	Q1	5:02	4	A. Robinson II: 11-yard pass from A. Dalton	7	0	
		Fumble	CIN 39	8	29	Q3	4:56	2	Q4: C. Santos: 28-yard FG	10	3	
		Interception	CIN 9	4	5	Q4	1:26	0	C. Santos: 22-yard FG	20	3	
09/26	at Cleveland	Downs	CHI 47	5	24	Q1	2:46	1	C. Santos: 47-yard FG	3	0	
		Punt	CHI 31	9	65	Q3	4:02	2	C. Santos: 22-yard FG	6	13	
10/03	Detroit	Kickoff	CHI 25	12	75	Q1	6:11	5	D. Montgomery: 4-yard run	7	0	
		Fumble	CHI 11	6	89	Q1	2:53	3	Q2: D. Montgomery: 9-yard run	14	0	
		Punt	CHI 23	6	77	Q3	2:49	4	D. Williams: 4-yard run	21	0	
		Kickoff	CHI 25	7	60	Q3	3:09	2	C. Santos: 33-yard FG	24	7	
10/10	at Las Vegas	Kickoff	CHI 28	10	72	Q1	5:49	7	Q2: J. Horsted: 2-yard pass from J. Fields	7	3	
		Downs	CHI 14	16	86	Q2	8:17	6	D. Williams: 4-yard run	14	3	
		Kickoff	CHI 15	10	57	Q4	6:16	4	C. Santos: 46-yard FG	17	9	
		Downs	LV 30	4	2	Q4	0:59	0	C. Santos: 46-yard FG	20	9	
10/17	Green Bay	Punt	CHI 20	8	80	Q1	4:24	5	K. Herbert: 1-yard run	7	0	
		Punt	CHI 20	10	80	Q4	6:16	5	D. Mooney: 5-yard pass from J. Fields	14	17	
10/24	at Tampa Bay	Missed FG	CHI 33	10	57	Q2	3:53	4	C. Santos: 28-yard FG	3	21	
10/31	San Francisco	--	--	--	--	--	--	--	--	--	--	
11/08	at Pittsburgh	--	--	--	--	--	--	--	--	--	--	
11/21	Baltimore	--	--	--	--	--	--	--	--	--	--	
11/25	at Detroit	--	--	--	--	--	--	--	--	--	--	
12/05	Arizona	--	--	--	--	--	--	--	--	--	--	
12/12	at Green Bay	--	--	--	--	--	--	--	--	--	--	
12/20	Minnesota	--	--	--	--	--	--	--	--	--	--	
12/26	at Seattle	--	--	--	--	--	--	--	--	--	--	
01/02	N.Y. Giants	--	--	--	--	--	--	--	--	--	--	
01/09	at Minnesota	--	--	--	--	--	--	--	--	--	--	
AVG				8.8	59.4		4:36	3.7				
TOTALS				159	1,069		82:54	66				

BEARS OPPONENTS 2021 REGULAR SEASON SCORING DRIVES												
DATE	OPPONENT	ACQUIRED	DRIVE START	PLAYS	YARDS	Q	TIME	FIRST DOWNS	SCORING PLAY	CHI	OPP	
09/12	at L.A. Rams	Interception	LAR 20	3	80	Q1	1:18	2	V. Jefferson: 67-yard pass from M. Stafford	0	7	
		Downs	LAR 41	6	24	Q1	2:38	1	M. Gay: 53-yard FG	0	10	
		Fumble	LAR 42	10	54	Q1	4:35	3	Q2: M. Gay: 22-yard FG	0	13	
		Kickoff	LAR 25	4	75	Q3	1:08	2	C. Kupp: 56-yard pass from M. Stafford	7	20	
		Kickoff	LAR 25	8	75	Q3	2:55	4	D. Henderson Jr.: 1-yard run	14	27	
		Downs	LAR 30	12	70	Q4	6:44	5	R. Woods: 2-yard pass from M. Stafford	14	34	
09/19	Cincinnati	Kickoff	CIN 22	12	43	Q3	6:38	3	E. McPherson: 53-yard FG	7	3	
		Kickoff	CIN 25	6	75	Q4	2:01	3	J. Chase: 42-yard pass from J. Burrow	20	10	
		Interception	CHI 7	1	7	Q4	0:04	1	T. Higgins: 7-yard pass from J. Burrow	20	17	
09/26	at Cleveland	Punt	CLE 23	8	38	Q1	4:32	3	Q2: C. McLaughlin: 57-yard FG	3	3	
		Punt	CLE 11	12	89	Q2	2:35	6	A. Hooper: 13-yard pass from B. Mayfield	3	10	
		Punt	CHI 44	7	21	Q3	4:26	1	C. McLaughlin: 41-yard FG	3	13	
		Kickoff	CLE 25	6	75	Q3	1:57	3	Q4: K. Hunt: 29-yard run	6	20	
		Punt	CLE 29	6	37	Q4	3:00	2	C. McLaughlin: 52-yard FG	6	23	
		Punt	CLE 49	10	41	Q4	5:35	2	C. McLaughlin: 28-yard FG	6	26	
10/03	Detroit	Punt	CHI 44	6	44	Q3	3:22	3	K. Raymond: 4-yard pass from J. Goff	21	7	
		Kickoff	DET 25	8	75	Q3	3:53	5	Q4: K. Raymond: 25-yard pass from J. Goff	24	14	
10/10	at Las Vegas	Punt	LV 19	13	69	Q1	6:08	4	D. Carlson: 31-yard FG	0	3	
		Punt	LV 26	16	74	Q3	8:19	7	Q4: J. Jacobs: 1-yard run	14	9	
10/17	Green Bay	Interception	GB 20	12	80	Q1	6:14	5	Q2: A. Lazard: 1-yard pass from A. Rodgers	7	7	
		Punt	GB 42	7	38	Q2	3:54	2	M. Crosby: 39-yard FG	7	10	
		Punt	GB 10	10	90	Q3	6:54	6	A. Jones: 12-yard pass from A. Rodgers	7	17	
		Kickoff	GB 25	7	75	Q4	4:14	4	A. Rodgers: 6-yard run	14	24	
10/24	at Tampa Bay	Punt	CHI 32	2	32	Q1	0:51	3	L. Fourmette: 2-yard run	0	7	
		Interception	CHI 40	6	40	Q1	2:36	3	C. Godwin: 4-yard pass from T. Brady	0	14	
		Fumble	CHI 35	5	35	Q1	2:01	3	M. Evans: 9-yard pass from T. Brady	0	21	
		Kickoff	TB 25	5	75	Q2	2:33	4	M. Evans: 2-yard pass from T. Brady	3	28	
		Downs	CHI 48	10	48	Q2	1:45	4	M. Evans: 8-yard pass from T. Brady	3	35	
		Interception	CHI 37	6	33	Q4	2:02	1	R. Succop: 22-yard FG	3	38	
10/31	San Francisco	--	--	--	--	--	--	--	--	--	--	
11/08	at Pittsburgh	--	--	--	--	--	--	--	--	--	--	
11/21	Baltimore	--	--	--	--	--	--	--	--	--	--	
11/25	at Detroit	--	--	--	--	--	--	--	--	--	--	
12/05	Arizona	--	--	--	--	--	--	--	--	--	--	
12/12	at Green Bay	--	--	--	--	--	--	--	--	--	--	
12/20	Minnesota	--	--	--	--	--	--	--	--	--	--	
12/26	at Seattle	--	--	--	--	--	--	--	--	--	--	
01/02	N.Y. Giants	--	--	--	--	--	--	--	--	--	--	
01/09	at Minnesota	--	--	--	--	--	--	--	--	--	--	
AVG				7.7	55.6		3:36	3.3				
TOTALS				224	1,612		104:52	95				

2021 REGULAR SEASON									
		OFFENSE				DEFENSE			
DATE	OPPONENT	TOTAL	RUSH	PASS	*POINTS SCORED	TOTAL	RUSH	PASS	*POINTS SCORED
09/12	at L.A. Rams	T-23	10	25	T-27	16	T-8	24	28
09/19	Cincinnati	30	8	31	T-28	8	5	T-14	T-18
09/26	at Cleveland	32	20	32	31	12	T-20	11	19
10/03	Detroit	32	T-9	32	30	12	14	15	10
10/10	at Las Vegas	32	9	32	30	8	12	12	T-7
10/17	Green Bay	32	7	32	30	7	16	8	8
10/24	at Tampa Bay	32	6	32	30	11	23	8	T-14

*Points per game

2021 REGULAR SEASON - BIG PASS PLAYS (20+ YARDS)												
DATE	OPPONENT	QTR	BEARS PLAYER	YDS	DOWN	RESULT	QTR	OPP. PLAYER	YDS	DOWN	RESULT	
09/12	at L.A. Rams		NONE				1	Matthew Stafford -> Van Jefferson	67T	1-10-LAR 33	Touchdown	
							3	Matthew Stafford -> Cooper Kupp	56T	1-10-LAR 44	Touchdown	
							3	Matthew Stafford -> Tyler Higbee	37	1-10-LAR 36	Touchdown	
09/19	Cincinnati	3	Justin Fields -> Darnell Mooney	21	1-10-CIN 29	Field Goal	4	Joe Burrow -> Tyler Boyd	22	3-4-CIN 23	Interception	
09/26	at Cleveland		NONE				4	Joe Burrow -> Ja'Marr Chase	42	1-10-CHI 42	Touchdown	
								T				
							1	Baker Mayfield -> Donovan Peoples-Jones	21	1-15-50	Downs	
10/03	Detroit						3	Baker Mayfield -> Odell Beckham Jr.	26	3-7-CHI 41	Field Goal	
							3	Baker Mayfield -> Kareem Hunt	23	2-10-CLE 41	Touchdown	
10/03	Detroit	1	Justin Fields -> Darnell Mooney	21	2-6-DET 40	Touchdown	1	Jared Goff -> Quintez Cephus	21	1-10-CHI 48	Fumble	
		1	Justin Fields -> Darnell Mooney	64	2-11-CHI 10	Touchdown	2	Jared Goff -> Quintez Cephus	33	3-2-CHI 38	Downs	
		3	Justin Fields -> Allen Robinson II	28	1-10-CHI 35	Touchdown	3	Jared Goff -> Quintez Cephus	20	1-10-DET 20	Punt	
		3	Justin Fields -> Darnell Mooney	32	2-9-DET 36	Touchdown	3	Jared Goff -> T.J. Hockenson	22	1-10-CHI 44	Touchdown	
		3	Justin Fields -> Allen Robinson II	27	1-10-DET 45	Field Goal	4	Jared Goff -> Amon-Ra St. Brown	24	2-20-DET 38	Touchdown	
10/10	at Las Vegas		NONE				4	Jared Goff -> Kalif Raymond	25T	1-10-CHI 25	Touchdown	
							1	Derek Carr -> Darren Waller	29	3-9-LV 32	Field Goal	
							2	Derek Carr -> Henry Ruggs III	29	1-10-LV 18	Downs	
10/17	Green Bay	1	Justin Fields -> Allen Robinson II	20	3-3-GB 47	Touchdown	2	Aaron Rodgers -> Davante Adams	32	2-10-GB 46	Touchdown	
		4	Justin Fields -> Allen Robinson II	20	3-3-CHI 27	Touchdown	4	Aaron Rodgers -> Davante Adams	41	2-10-GB 38	Touchdown	
		4	Justin Fields -> Cole Kmet	21	1-10-CHI 47	Touchdown						
10/24	at Tampa Bay	3	Justin Fields -> Darnell Mooney	22	1-10-CHI 35	Interception	1	Tom Brady -> Chris Godwin	21	1-10-CHI 30	Touchdown	
		3	Justin Fields -> Khalil Herbert	20	1-10-TB 43	Interception	2	Tom Brady -> Mike Evans	46	1-10-CHI 48	Touchdown	
		4	Justin Fields -> Cole Kmet	22	2-6-CHI 29	Punt	4	Tom Brady -> Chris Godwin	34	2-8-CHI 35	Field Goal	
10/31	San Francisco	--	--	--	--	--	--	--	--	--	--	--
11/08	at Pittsburgh	--	--	--	--	--	--	--	--	--	--	--
11/21	Baltimore	--	--	--	--	--	--	--	--	--	--	--
11/25	at Detroit	--	--	--	--	--	--	--	--	--	--	--
12/05	Arizona	--	--	--	--	--	--	--	--	--	--	--
12/12	at Green Bay	--	--	--	--	--	--	--	--	--	--	--
12/20	Minnesota	--	--	--	--	--	--	--	--	--	--	--
12/26	at Seattle	--	--	--	--	--	--	--	--	--	--	--
01/02	N.Y. Giants	--	--	--	--	--	--	--	--	--	--	--
01/09	at Minnesota	--	--	--	--	--	--	--	--	--	--	--
TOTALS				12 - 318 (26.5), 0 TDs			21 - 671 (32.0), 4 TDs					

DATE	OPPONENT	RUSHES				RECEPTIONS				RETURNS			
		GAIN	PLAYER	QTR	RESULT	GAIN	PLAYER	QTR	RESULT	GAIN	PLAYER	QTR	RESULT
09/12	at L.A. Rams	41	David Montgomery	1	INT					50	Khalil Herbert (KR)	1	INT
		14	David Montgomery	1	Downs								
		10	David Montgomery	2	TD								
09/19	Cincinnati	11	Andy Dalton	2'	Downs	21	Darnell Mooney	3	FG	53t	Roquan Smith (INT)	4	INT
		14	Andy Dalton	2'	Downs								
		11	David Montgomery	3	Punt								
		10	Justin Fields	4	Game								
09/26	at Cleveland	16	David Montgomery	1	FG					31	Khalil Herbert (KR)	4	Punt
10/03	Detroit	10	Damien Williams	1	TD	21	Darnell Mooney	1	TD	33	Khalil Herbert (KR)	4	Punt
		11	Justin Fields	1	TD	64	Darnell Mooney	1	TD				
		10	David Montgomery	2	INT	28	Allen Robinson II	3'	TD				
		10	Darnell Mooney	3	TD	32	Darnell Mooney	3'	TD				
		24	David Montgomery	3	FG	27	Allen Robinson II	3	FG				
		23	Damien Williams	4	Game								
10/10	at Las Vegas	11	Khalil Herbert	1'	TD					32	Jakeem Grant Sr. (KR)	1	TD
		14	Damien Williams	1	TD								
10/17	Green Bay	25	Khalil Herbert	1	INT	20	Allen Robinson II	1	TD	30	Jakeem Grant Sr. (KR)	3	Punt
		13	Khalil Herbert	3	Punt	20	Allen Robinson II	4'	TD				
		11	Khalil Herbert	3	Punt	21	Cole Kmet	4	TD				
		14	Justin Fields	4	TD								
10/24	at Tampa Bay	16	Justin Fields	4	Downs								
		29	Khalil Herbert	1	Punt	22	Darnell Mooney	3'	INT				
		13	Khalil Herbert	2'	FG	20	Khalil Herbert	3'	INT				
		12	Khalil Herbert	2'	FG	22	Cole Kmet	4	Punt				
10/24	at Tampa Bay	16	Justin Fields	4	Game								
10/31	San Francisco	--	--	--	--	--	--	--	--	--	--	--	--
11/08	at Pittsburgh	--	--	--	--	--	--	--	--	--	--	--	--
11/21	Baltimore	--	--	--	--	--	--	--	--	--	--	--	--
11/25	at Detroit	--	--	--	--	--	--	--	--	--	--	--	--
12/05	Arizona	--	--	--	--	--	--	--	--	--	--	--	--
12/12	at Green Bay	--	--	--	--	--	--	--	--	--	--	--	--
12/20	Minnesota	--	--	--	--	--	--	--	--	--	--	--	--
12/26	at Seattle	--	--	--	--	--	--	--	--	--	--	--	--
01/02	N.Y. Giants	--	--	--	--	--	--	--	--	--	--	--	--
01/09	at Minnesota	--	--	--	--	--	--	--	--	--	--	--	--

- result within the same drive

LONGEST DRIVE		
Most Plays (Bears)	16 plays at L.A. Rams (09/12)	81 yards, 9:38, Touchdown
	16 plays at Las Vegas (10/10)	86 yards, 8:17, Touchdown
Most Plays (Opponent)	16 plays at Las Vegas (10/10)	74 yards, 8:19, Touchdown
Most Yards (Bears)	89 yards vs. Detroit (10/03)	6 plays, 2:53, Touchdown
Most Yards (Opponent)	90 yards vs. Green Bay (10/17)	10 plays, 6:54, Touchdown
Most Time (Bears)	9:38 at L.A. Rams (09/12)	16 plays, 81 yards, Touchdown
Most Time (Opponent)	8:19 at Las Vegas (10/10)	16 plays, 74 yards, Touchdown

LONGEST TOUCHDOWN DRIVE		
Most Plays (Bears)	16 plays at L.A. Rams (09/12)	81 yards, 9:38
	16 plays at Las Vegas (10/10)	86 yards, 8:17
Most Plays (Opponent)	16 plays at Las Vegas (10/10)	74 yards, 8:19
Most Yards (Bears)	89 yards vs. Detroit (10/03)	6 plays, 2:53
Most Yards (Opponent)	90 yards vs. Green Bay (10/17)	10 plays, 6:54
Most Time (Bears)	9:38 at L.A. Rams (09/12)	16 plays, 81 yards
Most Time (Opponent)	8:19 at Las Vegas (10/10)	16 plays, 74 yards

LONGEST FIELD GOAL DRIVE		
Most Plays (Bears)	10 plays at Las Vegas (10/10)	57 yards, 6:16
	10 plays at Tampa Bay (10/24)	57 yards, 3:53
Most Plays (Opponent)	13 plays at Las Vegas (10/10)	69 yards, 6:08
Most Yards (Bears)	65 yards at Cleveland (09/26)	9 plays, 4:02
Most Yards (Opponent)	69 yards at Las Vegas (10/10)	13 plays, 6:08
Most Time (Bears)	6:16 at Las Vegas (10/10)	10 plays, 57 yards
Most Time (Opponent)	6:38 vs. Cincinnati (09/19)	12 plays, 43 yards

SHORTEST TOUCHDOWN DRIVE		
Fewest Plays (Bears)	6 plays vs. Detroit (10/03)	89 yards, 2:53
	6 plays vs. Detroit (10/03)	77 yards, 2:49
Fewest Plays (Opponent)	1 plays vs. Cincinnati (09/19)	7 yards, 0:04
Fewest Yards (Bears)	55 yards at L.A. Rams (09/12)	9 plays, 4:08
Fewest Yards (Opponent)	7 yards vs. Cincinnati (09/19)	1 plays, 0:04
Shortest Time (Bears)	2:49 vs. Detroit (10/03)	6 plays, 77 yards
Shortest Time (Opponent)	0:04 vs. Cincinnati (09/19)	1 plays, 7 yards

SHORTEST FIELD GOAL DRIVE		
Fewest Plays (Bears)	4 plays vs. Cincinnati (09/19)	5 yards, 1:26
	4 plays at Las Vegas (10/10)	2 yards, 0:59
Fewest Plays (Opponent)	6 plays at L.A. Rams (09/12)	24 yards, 2:38
	6 plays at Cleveland (09/26)	37 yards, 3:00
	6 plays at Tampa Bay (10/24)	33 yards, 2:02
Fewest Yards (Bears)	2 yards at Las Vegas (10/10)	4 plays, 0:59
Fewest Yards (Opponent)	21 yards at Cleveland (09/26)	7 plays, 4:26
Shortest Time (Bears)	0:59 at Las Vegas (10/10)	4 plays, 2 yards
Shortest Time (Opponent)	2:02 at Tampa Bay (10/24)	6 plays, 33 yards

AMERICAN FOOTBALL CONFERENCE

EAST DIVISION												
TEAM	W	L	T	PCT	PF	PA	NET PTS	HOME	AWAY	CONF	DIV	STREAK
Buffalo Bills	4	2	0	.667	203	98	105	2-1-0	2-1-0	3-2-0	1-0-0	Lost 1
New England Patriots	3	4	0	.429	179	140	39	1-4-0	2-0-0	3-1-0	2-1-0	Won 1
New York Jets	1	5	0	.167	80	175	-95	1-1-0	0-4-0	1-3-0	0-2-0	Lost 2
Miami Dolphins	1	6	0	.143	127	207	-80	0-3-0	1-3-0	1-4-0	1-1-0	Lost 6

NORTH DIVISION												
TEAM	W	L	T	PCT	PF	PA	NET PTS	HOME	AWAY	CONF	DIV	STREAK
Cincinnati Bengals	5	2	0	.714	189	128	61	2-1-0	3-1-0	3-0-0	2-0-0	Won 2
Baltimore Ravens	5	2	0	.714	187	164	23	3-1-0	2-1-0	4-2-0	0-1-0	Lost 1
Cleveland Browns	4	3	0	.571	173	165	8	3-1-0	1-2-0	2-2-0	0-0-0	Won 1
Pittsburgh Steelers	3	3	0	.500	117	132	-15	2-2-0	1-1-0	2-2-0	0-1-0	Won 2

SOUTH DIVISION												
TEAM	W	L	T	PCT	PF	PA	NET PTS	HOME	AWAY	CONF	DIV	STREAK
Tennessee Titans	5	2	0	.714	193	164	29	3-1-0	2-1-0	4-1-0	2-0-0	Won 3
Indianapolis Colts	3	4	0	.429	169	149	20	1-2-0	2-2-0	2-2-0	1-1-0	Won 2
Jacksonville Jaguars	1	5	0	.167	116	172	-56	1-3-0	0-2-0	1-4-0	0-2-0	Won 1
Houston Texans	1	6	0	.143	97	203	-106	1-2-0	0-4-0	1-4-0	1-1-0	Lost 6

WEST DIVISION												
TEAM	W	L	T	PCT	PF	PA	NET PTS	HOME	AWAY	CONF	DIV	STREAK
Las Vegas Raiders	5	2	0	.714	180	166	14	3-1-0	2-1-0	4-1-0	1-1-0	Won 2
Los Angeles Chargers	4	2	0	.667	148	150	-2	2-1-0	2-1-0	3-1-0	2-0-0	Lost 1
Denver Broncos	3	4	0	.429	140	127	13	1-2-0	2-2-0	2-4-0	0-1-0	Lost 4
Kansas City Chiefs	3	4	0	.429	188	203	-15	1-2-0	2-2-0	1-4-0	0-1-0	Lost 1

NATIONAL FOOTBALL CONFERENCE

EAST DIVISION												
TEAM	W	L	T	PCT	PF	PA	NET PTS	HOME	AWAY	CONF	DIV	STREAK
Dallas Cowboys	5	1	0	.833	205	146	59	3-0-0	2-1-0	3-1-0	2-0-0	Won 5
Washington Football Team	2	5	0	.286	146	210	-64	1-3-0	1-2-0	2-2-0	1-0-0	Lost 3
New York Giants	2	5	0	.286	139	180	-41	1-3-0	1-2-0	2-4-0	0-2-0	Won 1
Philadelphia Eagles	2	5	0	.286	159	185	-26	0-3-0	2-2-0	2-3-0	0-1-0	Lost 2

NORTH DIVISION												
TEAM	W	L	T	PCT	PF	PA	NET PTS	HOME	AWAY	CONF	DIV	STREAK
Green Bay Packers	6	1	0	.857	168	146	22	3-0-0	3-1-0	4-1-0	2-0-0	Won 6
Minnesota Vikings	3	3	0	.500	147	137	10	2-1-0	1-2-0	3-1-0	1-0-0	Won 2
Chicago Bears	3	4	0	.429	101	162	-61	2-1-0	1-3-0	1-3-0	1-1-0	Lost 2
Detroit Lions	0	7	0	.000	128	200	-72	0-3-0	0-4-0	0-5-0	0-3-0	Lost 7

SOUTH DIVISION												
TEAM	W	L	T	PCT	PF	PA	NET PTS	HOME	AWAY	CONF	DIV	STREAK
Tampa Bay Buccaneers	6	1	0	.857	233	147	86	4-0-0	2-1-0	4-1-0	1-0-0	Won 4
New Orleans Saints	4	2	0	.667	140	101	39	1-1-0	3-1-0	3-2-0	0-1-0	Won 2
Atlanta Falcons	3	3	0	.500	135	176	-41	1-2-0	2-1-0	1-3-0	0-1-0	Won 2
Carolina Panthers	3	4	0	.429	146	146	0	2-2-0	1-2-0	1-4-0	1-0-0	Lost 4

WEST DIVISION												
TEAM	W	L	T	PCT	PF	PA	NET PTS	HOME	AWAY	CONF	DIV	STREAK
Arizona Cardinals	7	0	0	1.000	225	114	111	3-0-0	4-0-0	3-0-0	2-0-0	Won 7
Los Angeles Rams	6	1	0	.857	207	146	61	3-1-0	3-0-0	5-1-0	1-1-0	Won 3
San Francisco 49ers	2	4	0	.333	135	149	-14	0-3-0	2-1-0	2-3-0	0-2-0	Lost 4
Seattle Seahawks	2	5	0	.286	150	162	-12	0-3-0	2-2-0	1-3-0	1-1-0	Lost 3



PLAYERS

ALEX
BARS

64

Ht: 6-5
DOB: 9/8/95 (26)
Bears Season: 3
Acquired: UDFA-19

Wt: 334
College: Notre Dame
NFL Season: 3

OFFENSIVE LINEMAN

PRO CAREER: Enters his third NFL season; has played in 28 games with 10 career starts ... spent his rookie season (2019) on the practice squad before being promoted to the active roster Oct. 15.

2021 SEASON (Bears): Has appeared in every game of the 2021 season, including two starts ... Helped the Bears rush for 188 yards in the Week 4 win over the Lions ... Had his first start of the season and paved the way for the Bears to rush for 143 yards in the Week 5 win at the Raiders.

2020 SEASON (Bears): Played in all 16 games with eight starts (one at center, one at left guard and six at right guard); also started at right guard in the Wild Card playoff game at the Saints ... made his first career start at center in Week 9 at Tennessee and then his first start at left guard in Week 10 vs. Minnesota ... made his first start at right guard in Week 12 at Green Bay, helping David Montgomery top 100 yards rushing ... helped the Bears rush for 140 yards and three rushing scores in Week 13 vs. Detroit, 169 yards and a score vs. Houston and a season-high 199 yards and two scores in the win at Minnesota in Week 15 ... saw extended time at left guard in Week 5 vs. Tampa Bay in place of the injured James Daniels and also in Week 8 vs. the Saints.

2019 SEASON (Bears): Appeared in five games as a rookie; spent Weeks 1-6 on practice squad and inactive for Weeks 7-12 ... signed to active roster Oct. 15; made NFL debut in Week 13 at Detroit.

KEY TRANSACTIONS:

03/03/2021: Re-signed with the Bears (one-year contract)

10/15/2019: Promoted to active roster from the practice squad

05/02/2019: Signed by Bears (UDFA); released (8/31/19) and signed to practice squad (9/1/19)

COLLEGE: Appeared in 36 games (32 starts) for Notre Dame, making starts at right tackle, right guard and left guard over his career ... 2018 Sporting News First-Team All-American ... 2017: Started all 13 games at right guard; part of the offensive line that paved the way for the seventh-ranked rushing offense in the FBS (269.3 rush yards/game) ... 2016: Started all 12 games at right tackle; part of the offensive line that paved the way for 417.6 total yards per game.


PERSONAL: Played at Montgomery Bell High School in Nashville, Tenn. ... second-team offensive lineman on USA Today All-USA prep All-America squad for 2013.

ALEX BARS' NFL REGULAR SEASON STATISTICS

DATE	TEAM	GP	GS
2019	Bears	5	0
2020	Bears	16	8
2021	Bears	7	2
NFL TOTALS		28	10

2021 GAME-BY-GAME REGULAR-SEASON STATISTICS (BARS)

DATE	OPPONENT	P/S	W/L	SCORE
09/12	at Rams	P	L	14-34
09/19	Bengals	P	W	20-17
09/26	at Browns	P	L	6-26
10/03	Lions	P	W	24-14
10/10	at Raiders	S	W	20-9
10/17	Packers	S	L	14-24
10/24	at Buccaneers	P	L	3-38
2021 TOTALS		7-2	3-4	


**ANGELO
BLACKSON**
90
Ht: 6-4
DOB: 11/14/92 (28)
Bears Season: 1
Acquired: UFA-21 (ARI)

Wt: 315
College: Auburn
NFL Season: 7

DEFENSIVE LINEMAN

PRO CAREER: Has played in 92 games with 32 starts for the Titans, Texans, Cardinals and Bears; enters his seventh NFL season and first with the Bears in 2021 ... selected by the Titans in the fourth round (100th overall) of the 2015 NFL Draft.

HONORS:

2019: AFC Special Teams Player of the Week (Week 5)

2021 SEASON (Bears): Has appeared in all seven games (two starts) of the 2021 season ... Currently has 20 tackles to his credit (through Week 7) ... Contributed to the Bears success in the Week 2 win vs. the Bengals by notching his first NFL career INT off of QB Joe Burrow; he also recorded three tackles and one QBH ... Recorded a career-high five tackles in Cleveland during the Week 3 matchup; he also logged 0.5 sacks and one QBH ... Posted five tackles and one QBH in the Week 4 win over the Lions.

2020 SEASON (Cardinals): Appeared in all 16 games (nine starts) and matched career highs with 24 tackles and 2.5 sacks also had career highs with three tackles for loss and eight QB hits ... recorded two tackles, a sack, a tackle for loss and two QB hits for a defense that held the 49ers to just two conversions on 11 third down attempts (18%) in the season-opener at SF (9/13) ... started and registered a career-high five tackles vs. Buf (11/15) ... started and had three tackles, a tackle for loss, 1.0 sack and a QB hit on Thursday Night Football at Sea (11/19); sacked Russell Wilson for a six-yard loss on the first play from scrimmage ... registered two QB hits and four tackles, including a fourth down goal-line tackle for loss in the start vs. LAR (12/6).

2019 SEASON (Texans): Played 15 games (all starts) and totaled 20 tackles, two tackles loss, one QB hit and two blocked FG attempts ... started both postseason contests and had four tackles ... Had two total tackles and blocked a 45-yard field goal attempt in the first quarter at Ten (12/15); named AFC Special Teams Player of the Week for his performance ... logged a season-high four total tackles and blocked a 54-yard field goal attempt at TB (12/21), becoming the first NFL player to block a field goal in back-to-back weeks since Olivier Vernon in Weeks 8-9 of 2012; joined J.J. Watt (two in 2013) as the only players in Texans history to block multiple field goals in a single season ... Had three tackles in Wild Card game vs. Buf (1/4/20) and posted one solo tackle in the Divisional Round at KC (1/12/20).

2018 SEASON (Texans): Played in all 16 games (four starts), recording 24 total tackles, one sack, three passes defended, two QB hits, one tackle for loss and one fumble recovery ... set single-season career highs in total tackles and passes defended ... tallied three tackles and a pass defended at NE (9/9); tipped a pass from Tom Brady, which was intercepted by Tyrann Mathieu at the NE 17-yard line ... posted three tackles and notched his first sack as a Texan vs. NYG (9/23); recorded three tackles and his first career fumble recovery at NYJ (12/15).

2017 SEASON (Texans): Totaled nine tackles, one pass defended and a QB hit in nine games (one start) ... posted two solo tackles for the second consecutive week vs. SF (12/10) ... recorded a pair of solo tackles vs. Pit (12/25) ... started his first game of the season and recorded his first QB hit of the season at Ind (12/31).

2016 SEASON (Titans): Played 13 games (one start) and had nine total tackles and one pass defended ... saw action as a reserve vs. Jax (10/27), notching two tackles and a pass defended ... made his first career start and tallied three tackles at Ind (11/20).

2015 SEASON (Titans): Played all 16 games and had 15 total tackles, a career-high 2.5 sacks and a forced fumble ... made his NFL debut at TB (9/13) and tallied three total tackles, his first-career sack and first-career forced fumble.

TRANSACTIONS:

03/19/21: Signed by the Bears (two-year contract through 2022)

09/08/20: Signed by Arizona (one-year contract through 2020)

03/11/19: Re-signed by Houston (three-year contract through 2021); released 9/5/20

03/15/18: Re-signed by Houston (one-year contract through 2018)

09/04/17: Signed with New England's practice squad; added to active roster 11/1/17

05/13/15: Signed by Houston/draft choice (four-year contract through 2018); released 9/2/17

COLLEGE: Appeared in 52 games (18 starts) in four seasons (2011-14), totaling 65 total tackles, 4.5 sacks, three forced fumbles, one fumble recovery and two passes defended at Auburn ... on the field for the famous "Kick 6" play during the 2013 Iron Bowl, lined up on the defensive front to attempt to block the field goal and served as a blocker on the game-winning missed field goal return for a touchdown.

PERSONAL: Attended Red Lion Christian (Bear, Del.) High School ... posted 40 tackles, 3.0 sacks, three forced fumbles, two passes defended and one fumble recovery in just seven games as a senior.

REGULAR SEASON COMPARISON: DEFENSIVE - SAN FRANCISCO 49ERS

DATE	OPP	TACKLES							MISC						
		W/L	GP/GS	TOT	SOLO	ASST	SACK	YDS.	INT	TFL	PD	QBH	TD	FF	FR
12/10/17	HOU vs. SF	L	P	2	2	0	0.0	0.0	0	0	0	0	0	0	0
9/13/20	ARZ @ SF	W	P	2	2	0	1.0	7.0	0	1	0	2	0	0	0
12/26/20	ARZ vs. SF	L	S	1	0	1	0.5	2.5	0	0	0	1	0	0	0
TOTALS		1/2	3/1	5	4	1	1.5	9.5	0	1	0	3	0	0	0

ANGELO BLACKSON'S NFL REGULAR SEASON DEFENSIVE STATISTICS																											
DATE	TEAM	GP	GS	TACKLES								INTERCEPTIONS				O. FUMB			ST			MISC					
				TK	S	A	TFL	YDS	SK	YDS	QBH	NO	YDS	LG	TD	PD	FF	FR	TD	YDS	TK	S	A	FF	FR	S	A
2015	Titans	16	0	15	8	7	2	14	2.5	17.5	3	0	0	0	0	0	1	0	0	0	0	0	0	0	0	0	
2016	Titans	13	1	9	4	5	2	4	0.0	0.0	2	0	0	0	0	1	0	0	0	0	0	0	0	0	0		
2017	Patriots	0	0	0	0	0	0	0	0.0	0.0	0	0	0	0	0	0	0	0	0	0	0	0	0	0	0		
Went from New England to Houston.																											
2017	Texans	9	1	9	8	1	0	0	0.0	0.0	1	0	0	0	0	1	0	0	0	0	0	0	0	0	0	0	
2017	TOTAL	9	1	9	8	1	0	0	0.0	0.0	1	0	0	0	0	1	0	0	0	0	0	0	0	0	0	0	
2018	Texans	16	4	24	18	6	1	7	1.0	7.0	2	0	0	0	0	3	0	1	0	0	0	0	0	0	0	0	
2019	Texans	15	15	20	11	9	2	11	0.0	0.0	1	0	0	0	0	0	0	0	0	0	0	0	0	0	0	0	
2020	Cardinals	16	9	24	15	9	4	14	2.5	15.5	8	0	0	0	0	0	0	0	0	0	0	0	0	0	0	0	
2021	Bears	7	2	20	9	11	0	0	0.5	4.5	4	1	6	6	0	1	0	0	0	0	0	0	0	0	0	0	
NFL TOTALS		92	32	121	73	48	11	50	6.5	44.5	21	1	6	6	0	6	1	1	0	0	0	0	0	0	0	0	

ANGELO BLACKSON'S NFL POSTSEASON DEFENSIVE STATISTICS																											
DATE	TEAM	GP	GS	TACKLES								INTERCEPTIONS				O. FUMB			ST			MISC					
				TK	S	A	TFL	YDS	SK	YDS	QBH	NO	YDS	LG	TD	PD	FF	FR	TD	YDS	TK	S	A	FF	FR	S	A
2018	Texans	1	0	0	0	0	0	0	0.0	0.0	0	0	0	0	0	0	0	0	0	0	0	0	0	0	0	0	
2019	Texans	2	2	4	3	1	0	0	0.0	0.0	0	0	0	0	0	0	0	0	0	0	0	0	0	0	0	0	
NFL TOTALS		3	2	4	3	1	0	0	0.0	0.0	0	0	0	0	0	0	0	0	0	0	0	0	0	0	0	0	

SINGLE-GAME HIGHS: DEFENSIVE

Total Tackles	5 vs. Detroit Lions, Oct 03, 2021 ...2 more at 5.	Fumble Recoveries Tackles For Loss	1 at New York Jets, Dec 15, 2018 1 vs. Los Angeles Rams, Dec 06, 2020 ...10 more at 1.
Sacks	1.0 at Seattle Seahawks, Nov 19, 2020 ...4 more at 1.0.	Interceptions Interception Return Yards	1 vs. Cincinnati Bengals, Sep 19, 2021 6 vs. Cincinnati Bengals, Sep 19, 2021
Passes Defensed	1 vs. Cincinnati Bengals, Sep 19, 2021 ...5 more at 1.		
Forced Fumbles	1 at Tampa Bay Buccaneers, Sep 13, 2015		

SINGLE-GAME HIGHS - POSTSEASON: DEFENSIVE

Total Tackles	3 vs. Buffalo Bills, Jan 04, 2020
---------------	-----------------------------------

2021 GAME-BY-GAME REGULAR-SEASON STATISTICS (BEARS)																												
			TACKLES								INTERCEPTIONS				O. FUMB			ST			MISC							
DATE	OPPONENT	P/S	TK	S	A	SK	YDS	TFL	YDS	QBH	NO	YDS	LG	TD	PD	FF	FR	TD	YDS	TK	S	A	FF	FR	S	A	W/L	SCORE
09/12	at Rams	P	4	1	3	0.0	0.0	0	0	0	0	0	0	0	0	0	0	0	0	0	0	0	0	0	0	0	L	14-34
09/19	Bengals	P	3	2	1	0.0	0.0	0	0	1	1	6	6	0	1	0	0	0	0	0	0	0	0	0	0	0	W	20-17
09/26	at Browns	P	5	2	3	0.5	4.5	0	0	1	0	0	0	0	0	0	0	0	0	0	0	0	0	0	0	0	L	6-26
10/03	Lions	P	5	2	3	0.0	0.0	0	0	1	0	0	0	0	0	0	0	0	0	0	0	0	0	0	0	0	W	24-14
10/10	at Raiders	P	0	0	0	0.0	0.0	0	0	1	0	0	0	0	0	0	0	0	0	0	0	0	0	0	0	0	W	20-9
10/17	Packers	S	1	1	0	0.0	0.0	0	0	0	0	0	0	0	0	0	0	0	0	0	0	0	0	0	0	0	L	14-24
10/24	at Buccaneers	S	2	1	1	0.0	0.0	0	0	0	0	0	0	0	0	0	0	0	0	0	0	0	0	0	0	0	L	3-38
2021 TOTALS			7-2	20	9	11	0.5	4.5	0	0	4	1	6	6	0	1	0	0	0	0	0	0	0	0	0	0	3-4	



ARTIE
BURNS

25

Ht: 6-0
DOB: 5/1/95 (26)
Bears Season: 1
Acquired: UFA-20 (PIT)
Wt: 187
College: Miami (FL)
NFL Season: 5

DEFENSIVE BACK

PRO CAREER: Enters his fifth NFL season (missed 2020 due to injury); originally drafted by the Steelers in the first round of the 2016 NFL Draft (25th overall) out of Miami ... has played in 63 games with 32 starts, tallying 144 tackles (117 solo), four interceptions, 27 passes defended and two FR ... also has played and started in four postseason contests, logging 11 tackles, two passes defended and one fumble recovery.

2021 SEASON (Bears): Has played in five games this season.

2020 SEASON (Bears): Suffered a knee injury in the preseason that forced him to miss the 2020 season.

2019 SEASON (Steelers): Played in 10 games with one start at corner at the Los Angeles Chargers where he recorded a season-high six tackles ... recorded seven total tackles, including one on special teams.

2018 SEASON (Steelers): Saw action in all 16 games with six starts; registered 19 tackles (15 solo), one forced fumble and one pass defended; added 3 tackles on special teams ... split a safety with Morgan Burnett vs. Kansas City, tackling QB Patrick Mahomes in the end zone ... forced a fumble in the second quarter of Tampa Bay WR Chris Godwin, which was recovered by CB Mike Hilton, marking the first defensive forced fumble of his NFL career ... started Pittsburgh's only postseason contest, tallying three tackles and a pair of passes defended.

2017 SEASON (Steelers): Started all 16 games at corner as the Steelers went 13-3; recorded 54 tackles, one interception, 13 passes defended and two FR ... recorded one INT in a win at Houston in Week 16 ... made three postseason starts, logging 15 tackles (11 solo) with two passes defended and a fumble recovery ... started at cornerback in the 2017 AFC Championship game at New England.

2016 SEASON (Steelers): Appeared in all 16 games, starting the last nine games ... totaled 64 tackles, three interceptions, two tackles-for-loss and 13 passes defended in his rookie season ... recorded an INT off Joe Flacco in his first career start at Baltimore; also logged one tackle-for-loss and two passes defended ... recorded his second career interception two weeks later at Cleveland, picking off Cody Kessler, and his third at Buffalo off of quarterback Tyrod Taylor.

TRANSACTIONS:

09/02/2021: Re-signed by the Bears
03/29/2021: Re-signed by the Bears/UFA (one-year contract through 2021); released 8/31
03/21/2020: Signed by the Bears/UFA (one-year contract through 2020)
05/02/2019: Steelers decline fifth-year option on rookie contract
06/08/2016: Signed by the Steelers/draft choice (four-year contract; fifth-year option)

COLLEGE: Started 23-of-36 games played for Miami (Fla.) from 2013-15; recorded 93 tackles, seven interceptions, 14 pass breakups, 2.0 sacks, one forced fumble and one fumble recovery ... as a senior in 2015, earned All-ACC second-team honors, as he led the conference with six interceptions, the most by a Hurricane since 2003 (Sean Taylor, 10).

PERSONAL: Attended Northwestern HS (Miami, Fla.); totaled 72 tackles, 4.0 sacks, six pass breakups and two interceptions, in addition to returning two kickoffs for touchdowns ... one of the nation's top hurdlers, earning All-USA high school track and field honors from the USA Today in 2011 and 2012 ... son of Artie Tyrone Burns, Sr. and the late Dana Smith; is the legal guardian of his two younger brothers, Thomas and Jordan; he and his wife Ella, have two sons, A.J. and Saint.

ARTIE BURNS' NFL REGULAR SEASON DEFENSIVE STATISTICS																												
DATE	TEAM	GP	GS	TACKLES								INTERCEPTIONS					O. FUMB					ST					MISC	
				TK	S	A	TFL	YDS	SK	YDS	QBH	NO	YDS	LG	TD	PD	FF	FR	TD	YDS	TK	S	A	FF	FR	S	A	
2016	Steelers	16	9	64	51	13	2	14	0.0	0.0	0	3	13	9	0	13	0	0	0	0	1	1	0	0	0	0		
2017	Steelers	16	16	54	47	7	2	2	0.0	0.0	1	1	0	0	0	13	0	2	0	0	0	0	0	0	0	0		
2018	Steelers	16	6	19	15	4	1	0	0.0	0.0	0	0	0	0	0	1	1	0	0	0	3	2	1	0	0	0		
2019	Steelers	10	1	7	4	3	0	0	0.0	0.0	0	0	0	0	0	0	0	0	0	0	1	1	0	0	0	0		
2020	Bears	0	0	0	0	0	0	0	0.0	0.0	0	0	0	0	0	0	0	0	0	0	0	0	0	0	0	0		
2021	Bears	5	0	0	0	0	0	0	0.0	0.0	0	0	0	0	0	0	0	0	0	0	0	0	0	0	0	0		
NFL TOTALS		63	32	144	117	27	5	16	0.0	0.0	1	4	13	9	0	27	1	2	0	0	5	4	1	0	0	0	0	

ARTIE BURNS' NFL POSTSEASON DEFENSIVE STATISTICS																											
DATE	TEAM	GP	TACKLES										INTERCEPTIONS					O. FUMB				ST				MISC	
			GS	TK	S	A	TFL	YDS	SK	YDS	QBH	NO	YDS	LG	TD	PD	FF	FR	TD	YDS	TK	S	A	FF	FR	S	A
2016	Steelers	3	3	12	9	3	0	0	0.0	0.0	0	0	0	0	0	0	1	0	0	0	0	0	0	0	0	0	
2017	Steelers	1	1	3	2	1	0	0	0.0	0.0	0	0	0	0	2	0	0	0	0	0	0	0	0	0	0	0	
2020	Bears	0	0	0	0	0	0	0	0.0	0.0	0	0	0	0	0	0	0	0	0	0	0	0	0	0	0	0	
NFL TOTALS		4	4	15	11	4	0	0	0.0	0.0	0	0	0	0	2	0	1	0	0	0	0	0	0	0	0	0	

SINGLE-GAME HIGHS: DEFENSIVE


Total Tackles 9 at Detroit Lions, Oct 29, 2017
Passes Defensed 3 at Cleveland Browns, Nov 20, 2016
Forced Fumbles 1 at Tampa Bay Buccaneers, Sep 24, 2018
Fumble Recoveries 1 at Detroit Lions, Oct 29, 2017
...1 more at 1.
Tackles For Loss 1 vs. Kansas City Chiefs, Sep 16, 2018
...4 more at 1.

Interceptions 1 at Houston Texans, Dec 25, 2017
...3 more at 1.
Interception Return Yards 9 at Baltimore Ravens, Nov 06, 2016
Safeties 1 vs. Kansas City Chiefs, Sep 16, 2018
Special Teams Tackles 1 at San Francisco 49ers, Sep 22, 2019
...4 more at 1.

SINGLE-GAME HIGHS - POSTSEASON: DEFENSIVE

Total Tackles 6 at New England Patriots, Jan 22, 2017
Passes Defensed 2 vs. Jacksonville Jaguars, Jan 14, 2018
Fumble Recoveries 1 at Kansas City Chiefs, Jan 15, 2017

2021 GAME-BY-GAME REGULAR-SEASON STATISTICS (BEARS)																														
			TACKLES								INTERCEPTIONS								O. FUMB				ST				MISC			
DATE	OPPONENT	P/S	TK	S	A	SK	YDS	TFL	YDS	QBH	NO	YDS	LG	TD	PD	FF	FR	TD	YDS	TK	S	A	FF	FR	S	A	W/L	SCORE		
09/12	at Rams	P	0	0	0	0.0	0.0	0	0	0	0	0	0	0	0	0	0	0	0	0	0	0	0	0	0	0	L	14-34		
09/19	Bengals	P	0	0	0	0.0	0.0	0	0	0	0	0	0	0	0	0	0	0	0	0	0	0	0	0	0	0	W	20-17		
09/26	at Browns		ON INACTIVE LIST																							L	6-26			
10/03	Lions	P	0	0	0	0.0	0.0	0	0	0	0	0	0	0	0	0	0	0	0	0	0	0	0	0	0	0	W	24-14		
10/10	at Raiders	P	0	0	0	0.0	0.0	0	0	0	0	0	0	0	0	0	0	0	0	0	0	0	0	0	0	0	W	20-9		
10/17	Packers		ON INACTIVE LIST																							L	14-24			
10/24	at Buccaneers	P	0	0	0	0.0	0.0	0	0	0	0	0	0	0	0	0	0	0	0	0	0	0	0	0	0	0	L	3-38		
2021 TOTALS		5-0	0	0	0	0.0	0.0	0	0	0	0	0	0	0	0	0	0	0	0	0	0	0	0	0	0	0	3-4			



DAMIEN BYRD
(duh-MEER)

10

WIDE RECEIVER

Ht: 5-9
DOB: 1/27/93 (28)
Bears Season: 1
Acquired: UFA-21 (NE)
Wt: 175
College: South Carolina
NFL Season: 6

PRO CAREER: Enters his sixth NFL season and his first with the Bears in 2021 ... has played in 51 games with 21 starts, catching 95 passes for 1,121 yards and four touchdowns; also owns 14 punt and kickoff returns, one of which he returned 103 yards for a touchdown in 2017 as a member of the Panthers.

2021 SEASON (Bears): Has played in all seven games with one start ... Made his Bears debut with three receptions for 19 yards in Week 1 at the Rams ... Saw game action in the both of the Bears home victories vs. the Bengals (Week 2) and the Lions (Week 4) ... the Week 6 matchup vs. the Packers marked his 50th career game ... Had his first start of the 2021 season in Week 7 vs. the Buccaneers.

2020 SEASON (Patriots): Played in all 16 games with 14 starts, recording career bests with 47 catches for 604 yards (12.9 avg) and one touchdown ... played a reserve role, making six receptions – including his first as a Patriot - on nine targets for 72 yards in a loss at Seattle; Byrd's 72 yards receiving was the third most of his career ... started for the second time this season at wide receiver, making three catches for 27 yards, including a 23-yard catch and run that helped set up a second-quarter touchdown as part of a Week 3 win vs. Las Vegas ... started at wide receiver, racked up five catches for 80 yards, highlighted by 25-yard grab that put the Patriots on the Chiefs 12-yard line in the third quarter of a Week 4 loss at Kansas City ... started at wide receiver in a Week 6 loss vs Denver; Made four catches for 38 yards, including a 19-yard reception in the fourth quarter that put NE on the Denver 46 ... posted his first 100-yard receiving game in a Week 11 loss at Houston; finished with 132 yards on six receptions; 42 of those yards came on his first touchdown with the Patriots, which at the time cut the Texans lead to 21-17 in the third quarter.

2019 SEASON (Cardinals): Played in 11 regular-season games with three starts and finished with 32 receptions for 359 yards and one touchdown; also returned four kickoffs for 59 yards ... caught six passes for a career-high 86 yards vs. Cleveland ... recorded a career-high seven receptions for 74 yards and a touchdown at L.A. Rams.

2018 SEASON (Panthers): Entered the 2018 season as the team primary punt returner and played in eight games before suffering an injury and finishing the year on injured reserve ... returned 11 punts for 104 yards and two kickoffs for 34 yards; also caught one pass for 8 yards ... inactive for three games and missed the final five games of the season on injured reserve after suffering an injury against Seattle ... returned three punts for 47 yards including a 30-yarder to the Cowboys 35-yard line which set up a touchdown drive vs. Dallas.

2017 SEASON (Panthers): Was limited to eight games with three starts due to an injury in the middle of the season; posted 10 receptions for 105 yards and two touchdowns and rushed once for 12 yards; also returned seven kickoffs for 229 yards and one touchdown and one punt return for 9 yards ... spent Weeks 5-12 on injured reserve (arm), returned to the active roster in Week 13, went back to injured reserve for a leg injury in Week 17, forcing him to miss the postseason ... made his first career start vs. Minnesota and posted five receptions for 37 yards ... caught three passes for 25 yards and two touchdowns vs. Green Bay ... caught a career-long 31-yard reception and returned a kickoff for a franchise record 103 yards for a touchdown vs. Tampa Bay.

2016 SEASON (Panthers): Made the 53-man roster out of training camp and was inactive for the first five games of the season before being released on Oct. 13; spent Weeks 6-16 on the practice squad before being signed back to the 53-man roster on Dec. 29 ... made NFL debut at Tampa Bay and caught one pass for 16 yards.

2015 SEASON (Panthers): Originally joined Carolina as a rookie free agent and spent the season on the practice squad during Carolina's run to Super Bowl 50.

KEY TRANSACTIONS:

05/04/2021: Signed by the Bears/UFA (one-year contract through 2021)
03/18/2020: Signed by the Patriots/UFA (one-year contract through 2020)
03/18/2020: Signed by the Cardinals/UFA (one-year contract through 2019)
03/09/2018: Re-signed by the Panthers/ERFA (one-year tender through 2018)
05/04/2015: Signed by the Panthers/UDFA

COLLEGE: Played in 47 games with 20 starts totaling 68 catches for 1,265 yards and 10 touchdowns at South Carolina ... had nine career receptions of 40 or more yards, 22 carries for 141 yards and returned three kickoffs for 46 yards ... also ran track at South Carolina.

PERSONAL: Had more than 1,500 scrimmage yards as a senior at Timber Creek Regional High School in Erial, New Jersey ... won the National Indoor 60-meter track title as a senior (6.70) ...ran state of New Jersey's second-fastest all-time 100-meter dash (10.36).

REGULAR SEASON COMPARISON: RECEIVING - SAN FRANCISCO 49ERS

DATE	OPP	W/L	GP/GS	REC	YDS.	AVG.	TD	LG	TGTS	YAC
9/10/17	CAR @ SF	W	P	0	0	0	0	0	1	0
10/25/20	NE vs. SF	L	P	1	16	16.0	0	16	2	0
0										
TOTALS		1/1	2/0	1	16	16.0	0	16	3	0

DAMIERE BYRD'S NFL REGULAR SEASON RUSHING/RECEIVING STATISTICS

DATE	TEAM	RECEIVING						RUSHING					
		GP	GS	NO.	YDS.	AVG.	LG	TD	NO.	YDS.	AVG.	LG	TD
2016	Panthers	1	0	1	16	16.0	16	0	0	0	0.0	0	0
2017	Panthers	8	3	10	105	10.5	31	2	1	12	12.0	12	0
2018	Panthers	8	0	1	8	8.0	8	0	0	0	0.0	0	0
2019	Cardinals	11	3	32	359	11.2	58	1	0	0	0.0	0	0
2020	Patriots	16	14	47	604	12.9	42t	1	2	15	7.5	11	0
2021	Bears	7	1	4	29	7.3	10	0	0	0	0.0	0	0
NFL TOTALS		51	21	95	1,121	11.8	58	4	3	27	9.0	12	0

DAMIERE BYRD'S NFL REGULAR SEASON RETURN STATISTICS

KICKOFF RETURNS							PUNT RETURNS						
DATE	TEAM	RET.	YDS.	AVG.	LG	TD	NO.	FC	YDS.	AVG.	LG	TD	
2016	Panthers	1	31	31.0	31	0	0	0	0	0.0	0	0	
2017	Panthers	7	229	32.7	103t	1	1	0	9	9.0	9	0	
2018	Panthers	2	34	17.0	22	0	11	5	104	9.5	30	0	
2019	Cardinals	4	59	14.8	23	0	0	0	0	0.0	0	0	
2020	Patriots	0	0	0.0	0	0	2	5	0	0.0	0	0	
2021	Bears	0	0	0.0	0	0	0	0	0	0.0	0	0	
NFL TOTALS		14	353	25.2	103T	1	14	10	113	8.1	30	0	

SINGLE-GAME HIGHS: RUSHING/RECEIVING

Rush Attempts	1 vs. New York Jets, Jan 03, 2021 ...2 more at 1.	Longest Kickoff Return	103t vs. Tampa Bay Buccaneers, Dec 24, 2017
Rushing Yards	12 at New England Patriots, Oct 01, 2017	Kickoff Return TDs	1 vs. Tampa Bay Buccaneers, Dec 24, 2017
Longest Runs	12 at New England Patriots, Oct 01, 2017	Fair Catches	2 vs. Las Vegas Raiders, Sep 27, 2020 ...2 more at 2.
Receptions	7 at Los Angeles Rams, Dec 29, 2019	Punt Return Yards	47 vs. Dallas Cowboys, Sep 09, 2018
Receiving Yards	132 at Houston Texans, Nov 22, 2020	Longest Punt Return	30 vs. Dallas Cowboys, Sep 09, 2018
Longest Receptions	58 vs. Atlanta Falcons, Oct 13, 2019	Punt Returns	3 vs. Dallas Cowboys, Sep 09, 2018
Receiving TDs	2 vs. Green Bay Packers, Dec 17, 2017	Special Teams Tackles	1 at Philadelphia Eagles, Oct 21, 2018 ...1 more at 1.
All-Purpose Yards	177 vs. Tampa Bay Buccaneers, Dec 24, 2017	Miscellaneous Tackles	1 at Seattle Seahawks, Sep 20, 2020 ...2 more at 1.
Kickoff Returns	4 at Baltimore Ravens, Sep 15, 2019	Most TDs	2 vs. Green Bay Packers, Dec 17, 2017
Kickoff Return Yards	146 vs. Tampa Bay Buccaneers, Dec 24, 2017	Receiving Average	22.0 at Houston Texans, Nov 22, 2020

100-YARD RECEIVING GAMES (1): REGULAR SEASON

DATE	TEAM	NO.	YDS.	AVG.	LG	TD
11/22/20	at Texans	6	132	22.0	42t	1

2021 GAME-BY-GAME REGULAR-SEASON STATISTICS (BEARS)

DATE	OPPONENT	P/S	RECEIVING					RUSHING					W/L	SCORE
			NO.	YDS.	AVG.	LG	TD	NO.	YDS.	AVG.	LG	TD		
09/12	at Rams	P	3	19	6.3	10	0	0	0	0.0	0	0	L	14-34
09/19	Bengals	P	0	0	0.0	0	0	0	0	0.0	0	0	W	20-17
09/26	at Browns	P	0	0	0.0	0	0	0	0	0.0	0	0	L	6-26
10/03	Lions	P	0	0	0.0	0	0	0	0	0.0	0	0	W	24-14
10/10	at Raiders	P	0	0	0.0	0	0	0	0	0.0	0	0	W	20-9
10/17	Packers	P	0	0	0.0	0	0	0	0	0.0	0	0	L	14-24
10/24	at Buccaneers	S	1	10	10.0	10	0	0	0	0.0	0	0	L	3-38
2021 TOTALS		7-1	4	29	7.3	10	0	0	0	0.0	0	0	3-4	



MARQUELL
CHRISTIAN
(MAR-key)

23

DEFENSIVE BACK

Ht: 5-11
DOB: 10/27/94 (26)
Bears Season: 1
Acquired: FA-20

Wt: 195
College: Midwestern State
NFL Season: 5

PRO CAREER: Enters his sixth NFL season in 2021; originally drafted by the Arizona Cardinals in the fifth round of the 2016 NFL Draft (167th overall) out of Midwestern State ... has played in 62 games with two starts, tallying 74 tackles (57 solo), three passes defended, one QBH and one tackle for loss ... has also played in three postseason contests, all coming with the Los Angeles Rams during their 2018 Super Bowl run.

2021 SEASON (Bears): Has played in every game of the 2021 season ... Had his first career season-opener start at the Rams and logged two solo tackles ... Saw action in the Week 2 win over the Bengals ... Recorded a special teams tackle at the Browns.

2020 SEASON (Bears/Jets): Spent a majority of the season the Bears and Jets' practice squads.

2019 SEASON (Los Angeles Rams): Played in 16 games with one start at strong safety at the Bengals where he recorded six tackles and a pass breakup ... recorded 32 total tackles (25 solo), including two on special teams.

2018 SEASON (Los Angeles Rams): Saw action in all 16 games; registered 33 tackles (26 solo), one quarterback hit and one pass defended; added 2 tackles on special teams.

2017 SEASON (Los Angeles Rams): Appeared in 12 games, tallying 6 tackles (4 solo) in addition to 3 additional takedowns on special teams.

2016 SEASON (Los Angeles Rams): Appeared in 11 games as a rookie, primarily receiving game action on special teams where he recorded two special teams tackles.

TRANSACTIONS:

- 09/02/2021: Re-signed by the Bears
- 01/11/2021: Signed to Reserve/Future contract by the Bears; released 8/31
- 10/23/2020: Signed to Bears practice squad
- 09/23/2020: Signed to Jets practice squad; released 10/17
- 08/12/2020: Signed by the Bears; released 9/21; added to practice squad 9/22
- 03/18/2020: Declared Free Agent
- 09/28/2016: Signed by the Rams
- 09/27/2016: Released by the Cardinals
- 05/06/2016: Signed by the Cardinals/draft choice (four-year contract)

COLLEGE: Started 30-of-41 games for Midwestern State from 2012-15; recorded 295 tackles, three interceptions, 14 pass breakups, 2.0 sacks, three forced fumbles and four fumble recoveries ...as a senior in 2015, he won the Cliff Harris Award as the nation's top small college defensive player (D2, D3, NAIA) ... finished career as program's all-time leading tackler with 295 takedowns.

PERSONAL: Attended Spring High School (Spring, Texas).

REGULAR SEASON COMPARISON: DEFENSIVE - SAN FRANCISCO 49ERS																
DATE	OPP	TACKLES								MISC						
		W/L	GP/GS	TOT	SOLO	ASST	SACK	YDS.	INT	TFL	PD	QBH	TD	FF	FR	
10/21/18	LA @ SF	W	P	1	1	0	0.0	0.0	0	0	0	0	0	0	0	
12/30/18	LA vs. SF	W	P	4	2	2	0.0	0.0	0	0	0	1	0	0	0	
12/21/19	LA @ SF	L	P	1	1	0	0.0	0.0	0	0	0	0	0	0	0	
TOTALS		2/1	3/0	6	4	2	0.0	0.0	0	0	0	1	0	0	0	


MARQUI CHRISTIAN'S NFL REGULAR SEASON DEFENSIVE STATISTICS																											
DATE	TEAM	GP	TACKLES								INTERCEPTIONS				O. FUMB				ST				MISC				
			GS	TK	S	A	TFL	YDS	SK	YDS	QBH	NO	YDS	LG	TD	PD	FF	FR	TD	YDS	TK	S	A	FF	FR	S	A
2016	Cardinals	0	0	0	0	0	0	0.0	0.0	0	0	0	0	0	0	0	0	0	0	0	0	0	0	0	0	0	
Went from Arizona to L.A. Rams.																											
2016	Rams	11	0	0	0	0	0	0.0	0.0	0	0	0	0	0	0	0	0	0	0	2	1	1	0	0	0	0	
2016	TOTAL	11	0	0	0	0	0	0.0	0.0	0	0	0	0	0	0	0	0	0	0	2	1	1	0	0	0	0	
2017	Rams	12	0	6	4	2	0	0.0	0.0	0	0	0	0	0	0	0	0	0	0	3	1	2	0	0	0	0	
2018	Rams	16	0	33	26	7	0	0.0	0.0	1	0	0	0	0	1	0	0	0	0	3	2	1	0	0	0	0	
2019	Rams	16	1	32	25	7	1	7	0.0	0.0	0	0	0	0	2	0	0	0	0	4	2	2	0	0	0	0	
2020	Bears	0	0	0	0	0	0	0.0	0.0	0	0	0	0	0	0	0	0	0	0	0	0	0	0	0	0	0	
Went from Chicago to N.Y. Jets.																											
2020	Jets	0	0	0	0	0	0	0.0	0.0	0	0	0	0	0	0	0	0	0	0	0	0	0	0	0	0	0	
2020	TOTAL	0	0	0	0	0	0	0.0	0.0	0	0	0	0	0	0	0	0	0	0	0	0	0	0	0	0	0	
2021	Bears	7	1	3	2	1	0	0.0	0.0	0	0	0	0	0	0	0	0	0	0	1	1	0	0	0	0	0	
NFL TOTALS		62	2	74	57	17	1	7	0.0	0.0	1	0	0	0	3	0	0	0	0	13	7	6	0	0	0	0	

MARQUI CHRISTIAN'S NFL POSTSEASON DEFENSIVE STATISTICS																											
DATE	TEAM	GP	TACKLES								INTERCEPTIONS				O. FUMB				ST				MISC				
			GS	TK	S	A	TFL	YDS	SK	YDS	QBH	NO	YDS	LG	TD	PD	FF	FR	TD	YDS	TK	S	A	FF	FR	S	A
2018	Rams	3	0	0	0	0	0	0.0	0.0	0	0	0	0	0	0	0	0	0	0	0	0	0	0	0	0	0	
2020	Bears	1	0	0	0	0	0	0.0	0.0	0	0	0	0	0	0	0	0	0	0	0	0	0	0	0	0	0	
NFL TOTALS		4	0	0	0	0	0	0.0	0.0	0	0	0	0	0	0	0	0	0	0	0	0	0	0	0	0	0	

SINGLE-GAME HIGHS: DEFENSIVE

Total Tackles	6 vs. Cincinnati Bengals, Oct 27, 2019 ...1 more at 6.	Tackles For Loss	1 at Atlanta Falcons, Oct 20, 2019
Passes Defensed	1 vs. Chicago Bears, Nov 17, 2019 ...2 more at 1.	Special Teams Tackles	2 at Seattle Seahawks, Dec 17, 2017

2021 GAME-BY-GAME REGULAR-SEASON STATISTICS (BEARS)																													
			TACKLES							INTERCEPTIONS				O. FUMB				ST				MISC							
DATE	OPPONENT	P/S	TK	S	A	SK	YDS	TFL	YDS	QBH	NO	YDS	LG	TD	PD	FF	FR	TD	YDS	TK	S	A	FF	FR	S	A	W/L	SCORE	
09/12	at Rams	S	2	2	0	0.0	0.0	0	0	0	0	0	0	0	0	0	0	0	0	0	0	0	0	0	0	0	L	14-34	
09/19	Bengals	P	0	0	0	0.0	0.0	0	0	0	0	0	0	0	0	0	0	0	0	1	1	0	0	0	0	0	W	20-17	
09/26	at Browns	P	0	0	0	0.0	0.0	0	0	0	0	0	0	0	0	0	0	0	0	0	0	0	0	0	0	0	L	6-26	
10/03	Lions	P	0	0	0	0.0	0.0	0	0	0	0	0	0	0	0	0	0	0	0	0	0	0	0	0	0	0	W	24-14	
10/10	at Raiders	P	0	0	0	0.0	0.0	0	0	0	0	0	0	0	0	0	0	0	0	0	0	0	0	0	0	0	W	20-9	
10/17	Packers	P	0	0	0	0.0	0.0	0	0	0	0	0	0	0	0	0	0	0	0	0	0	0	0	0	0	0	L	14-24	
10/24	at Buccaneers	P	1	0	1	0.0	0.0	0	0	0	0	0	0	0	0	0	0	0	0	0	0	0	0	0	0	0	L	3-38	
2021 TOTALS		7-1	3	2	1	0.0	0.0	0	0	0	0	0	0	0	0	0	0	0	0	1	1	0	0	0	0	0	0	3-4	



ANDY
DALTON

14

QUARTERBACK

Ht: 6-2 Wt: 219
DOB: 10/29/87 (33) College: TCU
Bears Season: 1 NFL Season: 11
Acquired: UFA-21 (DAL)

PRO CAREER: Has started 144 of 147 games played, throwing for 34,034 yards, 219 touchdowns and 127 interceptions while completing 62.3 percent of his passes ... also has 22 career rushing touchdowns, tying him with Russell Wilson for the fourth most in the NFL among quarterbacks since entering the league in 2011 ... originally drafted in the second round (35th overall) of the 2011 NFL Draft by Cincinnati; spent nine seasons as the starting quarterback for the Bengals, leading the team to the postseason in each of his first five NFL seasons - the longest postseason streak in franchise history ... boasts a record of 74-66-2 as a starter, including a 70-61-2 mark with the Bengals, the most wins by a quarterback in franchise history ... left Cincinnati as the Bengals all-time leader in career passer rating (87.5), 300-yard passing games (28), winning percentage (.533), completions (2,757), touchdowns (204) and touchdown/interception ratio (1.73) ... in his nine seasons in Cincinnati, Dalton started all 133 games he played, three times earning Pro Bowl honors and surpassing 3,000 passing yards in each of his first seven NFL seasons - joining Cam Newton and Peyton Manning as the only three quarterbacks to achieve such a standard.

2021 SEASON (Bears): Threw for 206 yards on 27-for-38 passing (71.1%) during Week 1 at the Rams ... In Week 2, completed 9-of-11 passes (81.8 completion percentage), ran for 25 yards and threw for a touchdown before leaving the game in the second quarter with an injury.

2020 SEASON (Cowboys): Went 4-5 as a replacement starter for Dak Prescott and finished out the Cowboys' Oct. 11 comeback win over the Giants following Prescott's season-ending ankle injury ... in nine starts, Dalton passed for over 2,000 yards with 14 touchdowns with a 64.5 completion percentage ... most notable performance came in a 37-17 win in Week 16 over the Philadelphia Eagles, throwing for a season-high 377 yards on 22-for-30 passing (73.3%) with three touchdowns.

2019 SEASON (Bengals): Started 13 games and missed three, completing 314-of-528 passes for 3,494 yards with 16 touchdowns against 14 interceptions. Suffered career-lows in touchdowns (16) and quarterback rating (78.3) ... threw for a season-high and career-best 418 yards and two touchdowns in Week 1 at Seattle (9/8) ... returned to start in Week 12 and became the Bengals all-time leader in touchdown passes, surpassing Ken Anderson's 197 by throwing a touchdown against the N.Y. Jets (12/1), and finished his Bengals career with 204 scoring throws - one-of-45 quarterbacks in NFL history to pass the 200-passing touchdown mark ... threw for 396 yards on 33-of-56 passing at Miami (12/22), tossing four touchdowns and recording a quarterback rating of 104.5 in an OT loss to the Dolphins.

2018 SEASON (Bengals): Started 11 games, but injured his thumb attempting to recover a fumble against Cleveland (11/25), and was placed on Reserve/Injured the following day ... finished the season passing 226-for-365 (61.9 percent) for 2,566 yards with 21 touchdowns, 11 interceptions and a 89.6 quarterback rating ... led four game-winning drives in the fourth quarter - at Indianapolis (9/9), at Atlanta (9/30), against Miami (10/7) and at Tampa Bay (10/28) ... on Thursday Night Football against Baltimore (9/13), passed for 265 yards and four touchdowns (107.7 rating). All four scores came in the first half, marking the second time in his career he tossed four touchdowns in a half ... threw for a season-high 352 yards against Carolina (9/23) ... totaled 337 yards on all 41 throws with three touchdowns and an interception (109.5 rating), leading a 16-play, 75-yard drive in the fourth quarter that ended in a 13-yard go-ahead scoring pass with 0:07 remaining; it was Dalton's 24th career 300-yard passing game, moving ahead of Boomer Esiason for the most in Bengals history.

2017 SEASON (Bengals): Started all 16 games and completed 297-of-496 passes (59.9 percent) for 3,320 yards, 25 touchdowns and 12 interceptions (86.6 rating) ... had a six-game stretch without an interception - the longest streak in the NFL in 2017 and in his career ... posted a season-high passer rating of 146.0 at Cleveland (10/1), which included season-highs in completion percentage (83.3 percent on 25-of-30 passing) and touchdowns (four) ... had two scoring passes over 70 yards, both to A.J. Green - a 77-yarder against Buffalo (10/8) and a 70-yarder at Tennessee (11/12).

2016 SEASON (Bengals): Started all 16 games and completed a career-high 364-of-563 passes (64.7 percent) for 4,206 yards and 18 touchdowns against eight interceptions with a 91.8 quarterback rating ... posted a 114.0 rating in the season-opening win at the N.Y. Jets (9/11), including 54-yard scoring pass to A.J. Green, despite being sacked seven times, most of his career ... had a season-best 130.0 rating against Philadelphia (12/4), passing 23-for-31 for 332 yards and two touchdowns ... registered a career-long completion of 86 yards (to Brandon LaFell) at Houston (12/24).

2015 SEASON (Bengals): Recorded his best season as a pro, making the Pro Bowl after starting 13 games and going 255-for-386 (66.1 percent) for 3,250 yards with 25 touchdowns and seven interceptions ... inactive for Games 14-16 and for the Wild Card playoff game, due to right thumb fracture suffered against Pittsburgh (12/13) ... With a 106.3 season passer rating, broke Carson Palmer's club season record of 101.1, set in 2005 and finished second in the NFL to Russell Wilson (110.1), joined Ken Anderson (four times) and Boomer Esiason (twice) among Bengals to win an AFC passing title, and it was the Bengals first since 1989 (Esiason at 92.1) ... seven interceptions was a team record for the fewest in a season, the previous low (nine) occurred three times ... opened the season with four straight games with a passer rating of 115.0-or-better, joining LA Rams John Hadl as only players to do that since 1973, the NFL's first year of using passer ratings ... suffered a thumb fracture against Pittsburgh (12/13) while making a tackle after throwing an interception, ending not only his season, but a streak of 77 consecutive starts, a Bengals quarterback record.

2014 SEASON (Bengals): Started all 16 games and the Wild Card playoff game, earning Pro Bowl honors as an injury replacement for Aaron Rodgers after completing 64.2 percent of his passes (309-of-481) for 3,398 yards and 19 touchdowns ... scored five rushing touchdowns, tying Jack Thompson's 1979 team-record for Bengals quarterbacks ... against Tennessee (9/21) became the only Bengals quarterback to catch a touchdown pass, making a catch in the flat on a throw from wide receiver Mohamed Sanu and sprinting 18 yards for the score ... in the Wild Card game at Indianapolis (1/5/15), completed 18-of-35 passes for 155 yards with no touchdowns or interceptions.

2013 SEASON (Bengals): Led the Bengals to an 11-5 record and AFC North title, becoming only the second Bengal to win three NFL monthly or weekly AFC awards in a season, joining safety David Fulcher from 1989 ... set Bengals records in passing yards (4,293) and passing passes (33) while completing 363-of-586 passes and adding 20 interceptions for a quarterback rating of 88.8 ... named AFC Offensive Player of the Month for October, averaging a 116.8 passer rating over four games as the Bengals posted 4-0 record.

2012 SEASON (Bengals): Started all 16 games and finished 329-for-528 (62.3 percent), for 3,669 yards with 27 touchdowns and 16 interceptions (87.4 rating), finishing third in the AFC in touchdown passes; also had four rushing touchdowns ... earned AFC Offensive Player of the Week for his performance against the N.Y. Giants (11/11), posting a 127.6 rating while completing 21-of-30 passes for 199 yards and four touchdowns.

2011 SEASON (Bengals): As rookie, started all 16 games and led four wins featuring fourth quarter comebacks on his way to first alternate to AFC Pro Bowl squad, eventually earning a spot as the replacement for New England's Tom Brady ... became the first NFL rookie quarterback to win as many as eight starts and throw for at least 20 touchdowns; also became the first rookie quarterback not drafted in the first round to start every game in a 16-game season ... set Bengals rookie records for touchdown passes (20) and passing yards (3,398), while completing 300-of-516 passes with a 80.4 quarterback rating.

TRANSACTIONS:

03/18/21: Signed by the Bears/UFA (one-year contract through 2021)
05/04/20: Signed by the Cowboys/UFA (one-year contract through 2020)
04/30/20: Released by the Bengals
08/04/14: Signed a six-year contract extension with the Bengals through 2020
04/29/11: Drafted in the second round (35th overall) by the Bengals

COLLEGE: Was a key player in TCU's return to prominence during his career, playing four seasons (2007-10) and seeing action in 50 games (49 starts), authoring a Mountain West Conference record 42 victories on his way to school records for pass attempts (1,317), completions (812), passing yards (10,314) and touchdown passes (71) ... rushed for 1,611 career yards and 22 additional touchdowns, and departed TCU with an MWC record for total offense (11,925 yards) ... as a senior in 2010, finished ninth in Heisman Trophy voting and was the MWC Offensive Player of the Year, leading TCU to a No. 2 national ranking, finishing the year 13-0, capped by a Rose Bowl win and Offensive MVP honors over Wisconsin ... threw for a TCU single-season record 27 touchdown passes with just six interceptions in 2010, and his 66.1 completion percentage was another TCU single-season mark. Added 435 yards and six rushing touchdowns ... MWC Offensive Player of the Year and one-of-10 finalists for the Manning Award, recognizing the top quarterback in the nation, as a junior in 2009, passing Sammy Baugh for the most victories by a starting quarterback in TCU history; led the Horned Frogs to a 12-1 record, losing to the Kellen Moore-led Boise State Broncos in the Fiesta Bowl ... ranked eighth in the nation in passing efficiency (151.83) and set a TCU single-season record for passing yards with 2,756 in 2009.

PERSONAL: The Houston Chronicle Greater Houston Area Offensive Player of the Year and a finalist for Texas Football 5A Player of the Year, posted the district's highest quarterback rating as a senior, completing 53.4 percent of his passes for 2,877 yards with 42 touchdowns and 15 interceptions at Katy, Texas, High School ... led Katy to a 14-1 record and the Texas 5A finals in 2005 ... he and his wife, JJ, have two sons, Noah and Nash, and a daughter, Finley.

- Was the Cincinnati Bengals 2016 Walter Payton Man of the Year nominee
- Started the Andy & JJ Dalton Foundation (www.andyandjaldon.org) with his wife; purpose of the foundation is to show God's love and grace while providing support, resources and experiences to seriously ill and physically challenged children and their families

REGULAR SEASON COMPARISON: PASSING - SAN FRANCISCO 49ERS

DATE	OPP	W/L	GP/GS	C	ATT	YDS.	AVG.	TD	LG	INT	SK	SKYD	RTG
9/25/11	CIN vs. SF	L	S	17	32	157	4.9	0	22	2	1	8	40.8
9/15/19	CIN vs. SF	L	S	26	42	311	7.4	2	66	1	4	20	90.5
12/20/20	DAL vs. SF	W	S	19	33	209	6.3	2	45	0	2	17	96.7
0													
TOTALS		1/2	3/3	62	107	677	6.3	4	66	3	7	45	--

ANDY DALTON'S NFL REGULAR SEASON PASSING STATISTICS

DATE	TEAM	GP	GS	ATT.	CMP.	PCT.	YDS	AVG.	TD	INT.	LG	SK	LST	RATE
2011	Bengals	16	16	516	300	58.1	3,398	6.6	20	13	84	24	160	80.4
2012	Bengals	16	16	528	329	62.3	3,669	6.9	27	16	59t	46	229	87.4
2013	Bengals	16	16	586	363	61.9	4,293	7.3	33	20	82t	29	182	88.8
2014	Bengals	16	16	481	309	64.2	3,398	7.1	19	17	81t	21	124	83.5
2015	Bengals	13	13	386	255	66.1	3,250	8.4	25	7	80t	20	118	106.3
2016	Bengals	16	16	563	364	64.7	4,206	7.5	18	8	86t	41	264	91.8
2017	Bengals	16	16	496	297	59.9	3,320	6.7	25	12	77t	39	255	86.6
2018	Bengals	11	11	365	226	61.9	2,566	7.0	21	11	49	21	157	89.6
2019	Bengals	13	13	528	314	59.5	3,494	6.6	16	14	66t	37	249	78.3
2020	Cowboys	11	9	333	216	64.9	2,170	6.5	14	8	69	24	184	87.3
2021	Bears	3	2	50	37	74.0	270	5.4	1	1	19	4	36	84.6
TOTALS		147	144	4,832	3,010	62.3	34,034	7.0	219	127	86T	306	1,958	87.5

ANDY DALTON'S NFL POSTSEASON PASSING STATISTICS

DATE	TEAM	GP	GS	ATT.	CMP.	PCT.	YDS	AVG.	TD	INT.	LG	SK	LST	RATE
2011	Bengals	1	1	42	27	64.3	257	6.1	0	3	36	4	33	51.4
2012	Bengals	1	1	30	14	46.7	127	4.2	0	1	45	2	9	44.7
2013	Bengals	1	1	51	29	56.9	334	6.5	1	2	49	3	8	67.0
2014	Bengals	1	1	35	18	51.4	155	4.4	0	0	26	3	11	63.4
2015	Bengals	0	0	0	0	0.0	0	0.0	0	0	0	0	0	0.0
TOTALS		4	4	158	88	55.7	873	5.5	1	6	49	12	61	57.8

ANDY DALTON'S NFL REGULAR SEASON RUSHING STATISTICS										
DATE	TEAM	NO.	YDS.	AVG.				LG		TD
2011	Bengals	37	152	4.1				17		1
2012	Bengals	47	120	2.6				17		4
2013	Bengals	61	183	3.0				12		2
2014	Bengals	60	169	2.8				20t		4
2015	Bengals	57	142	2.5				12		3
2016	Bengals	46	184	4.0				15		4
2017	Bengals	38	99	2.6				25		0
2018	Bengals	16	99	6.2				21		0
2019	Bengals	32	73	2.3				17		4
2020	Cowboys	28	114	4.1				13		0
2021	Bears	4	38	9.5				14		0
TOTALS		426	1,373	3.2				25		22

ANDY DALTON'S NFL POSTSEASON RUSHING STATISTICS										
DATE	TEAM	NO.	YDS.	AVG.				LG		TD
2011	Bengals	3	17	5.7				15		0
2012	Bengals	4	15	3.8				12		0
2013	Bengals	5	26	5.2				12		0
2014	Bengals	4	34	8.5				16		0
2015	Bengals	0	0	0.0				0		0
TOTALS		16	92	5.8				16		0

ANDY DALTON'S NFL REGULAR SEASON PASSING/RUSHING STATISTICS																						
DATE		TEAM	GP	GS	PASSING												RUSHING					
					ATT.	CMP.	PCT.	YDS	AVG.	TD	INT.	LG	SK	LST	RATE	NO.	YDS.	AVG.	LG	TD		
2011		Bengals	16	16	516	300	58.1	3,398	6.6	20	13	84	24	160	80.4	37	152	4.1	17	1		
2012		Bengals	16	16	528	329	62.3	3,669	6.9	27	16	59t	46	229	87.4	47	120	2.6	17	4		
2013		Bengals	16	16	586	363	61.9	4,293	7.3	33	20	82t	29	182	88.8	61	183	3.0	12	2		
2014		Bengals	16	16	481	309	64.2	3,398	7.1	19	17	81t	21	124	83.5	60	169	2.8	20t	4		
2015		Bengals	13	13	386	255	66.1	3,250	8.4	25	7	80t	20	118	106.3	57	142	2.5	12	3		
2016		Bengals	16	16	563	364	64.7	4,206	7.5	18	8	86t	41	264	91.8	46	184	4.0	15	4		
2017		Bengals	16	16	496	297	59.9	3,320	6.7	25	12	77t	39	255	86.6	38	99	2.6	25	0		
2018		Bengals	11	11	365	226	61.9	2,566	7.0	21	11	49	21	157	89.6	16	99	6.2	21	0		
2019		Bengals	13	13	528	314	59.5	3,494	6.6	16	14	66t	37	249	78.3	32	73	2.3	17	4		
2020		Cowboys	11	9	333	216	64.9	2,170	6.5	14	8	69	24	184	87.3	28	114	4.1	13	0		
2021		Bears	3	2	50	37	74.0	270	5.4	1	1	19	4	36	84.6	4	38	9.5	14	0		
TOTALS			147	144	4,832	3,010	62.3	34,034	7.0	219	127	86T	306	1,958	87.5	426	1,373	3.2	25	22		

ANDY DALTON'S NFL POSTSEASON PASSING/RUSHING STATISTICS																						
DATE		TEAM	GP	GS	PASSING													RUSHING				
					ATT.	CMP.	PCT.	YDS	AVG.	TD	INT.	LG	SK	LST	RATE	NO.	YDS.	AVG.	LG	TD		
2011		Bengals	1	1	42	27	64.3	257	6.1	0	3	36	4	33	51.4	3	17	5.7	15	0		
2012		Bengals	1	1	30	14	46.7	127	4.2	0	1	45	2	9	44.7	4	15	3.8	12	0		
2013		Bengals	1	1	51	29	56.9	334	6.5	1	2	49	3	8	67.0	5	26	5.2	12	0		
2014		Bengals	1	1	35	18	51.4	155	4.4	0	0	26	3	11	63.4	4	34	8.5	16	0		
2015		Bengals	0	0	0	0	0.0	0	0.0	0	0	0	0	0	0.0	0	0	0.0	0	0		
TOTALS			4	4	158	88	55.7	873	5.5	1	6	49	12	61	57.8	16	92	5.8	16	0		

SINGLE-GAME HIGHS: QUARTERBACK

Pass Attempts 56 at Miami Dolphins, Dec 22, 2019
Pass Completions 35 at Seattle Seahawks, Sep 08, 2019
Yards Passing 418 at Seattle Seahawks, Sep 08, 2019
TD Passes 5 vs. New York Jets, Oct 27, 2013
Long Passes 86t at Houston Texans, Dec 24, 2016
Completion Percentage 83.3 at Cleveland Browns, Oct 01, 2017

Passer Rating 146.8 at Cleveland Browns, Dec 06, 2015
Rush Attempts 8 vs. Cleveland Browns, Dec 29, 2019
...2 more at 8.
Rushing Yards 48 at New York Giants, Jan 03, 2021
...1 more at 48.
Longest Runs 25 vs. Cleveland Browns, Nov 26, 2017
Rushing TDs 2 vs. Baltimore Ravens, Oct 26, 2014
Rushing Average 6.9 at New York Giants, Jan 03, 2021

SINGLE-GAME HIGHS - POSTSEASON: QUARTERBACK

Pass Attempts 51 vs. Los Angeles Chargers, Jan 05, 2014
Pass Completions 29 vs. Los Angeles Chargers, Jan 05, 2014
Yards Passing 334 vs. Los Angeles Chargers, Jan 05, 2014
TD Passes 1 vs. Los Angeles Chargers, Jan 05, 2014
Long Passes 49 vs. Los Angeles Chargers, Jan 05, 2014

Completion Percentage 64.3 at Houston Texans, Jan 07, 2012
Passer Rating 67 vs. Los Angeles Chargers, Jan 05, 2014
Rush Attempts 5 vs. Los Angeles Chargers, Jan 05, 2014
Rushing Yards 34 at Indianapolis Colts, Jan 04, 2015
Longest Runs 16 at Indianapolis Colts, Jan 04, 2015
...1 more at 16.

300-YARD PASSING GAMES (29): REGULAR SEASON


DATE	TEAM	COMP.	ATT.	YDS.	AVG.	LG	TD	INT
09/18/11	at Broncos	27	41	332	12.3	84	2	0
11/20/11	at Ravens	24	45	373	15.5	49t	1	3
09/16/12	BROWNS	24	31	318	13.3	50t	3	1
09/23/12	at Washington	19	27	328	17.3	59t	3	1
10/14/12	at Browns	31	46	381	12.3	57t	3	3
10/13/13	at Bills	26	40	337	13.0	54	3	1
10/20/13	at Lions	24	34	372	15.5	82t	3	0
10/27/13	JETS	19	30	325	17.1	53	5	1
10/31/13	at Dolphins	32	53	338	10.6	26	0	3
12/22/13	VIKINGS	27	38	363	13.4	41	4	0
09/07/14	at Ravens	25	38	301	12.0	77t	1	0
10/12/14	PANTHERS	33	43	323	9.8	34t	2	2
12/07/14	STEELERS	21	29	302	14.4	81t	2	0
09/27/15	at Ravens	20	32	383	19.2	80t	3	1
10/04/15	CHIEFS	17	24	321	18.9	55t	1	0
10/11/15	SEAHAWKS	30	44	331	11.0	44	2	1
11/22/15	at Cardinals	22	39	315	14.3	42	2	0
09/11/16	at Jets	23	30	366	15.9	54t	1	1
09/18/16	at Steelers	31	54	366	11.8	29	1	0
10/23/16	BROWNS	19	28	308	16.2	48t	2	0
12/04/16	EAGLES	23	31	332	14.4	50	2	0
10/08/17	BILLS	22	36	328	14.9	77t	1	2
09/23/18	at Panthers	29	46	352	12.1	49	2	4
09/30/18	at Falcons	29	41	337	11.6	39t	3	1
09/08/19	at Seahawks	35	51	418	11.9	55t	2	0
09/15/19	49ERS	26	42	311	12.0	66t	2	1
10/27/19	at Rams	32	52	329	10.3	52	1	0
12/22/19	at Dolphins	33	56	396	12.0	34t	4	0
12/27/20	EAGLES	22	30	377	17.1	69	3	1

300-YARD PASSING GAMES (1): POSTSEASON

DATE	TEAM	COMP.	ATT.	YDS.	AVG.	LG	TD	INT
01/05/14	CHARGERS	29	51	334	11.5	49	1	2

2021 GAME-BY-GAME REGULAR-SEASON STATISTICS (BEARS)

PASSING														RUSHING						
DATE	OPPONENT	P/S	ATT	CMP	YDS	PCT	Y/A	Y/C	TD	INT	LG	SK/YD	RATE	ATT	YDS	LG	TD	W/L	SCORE	
09/12	at Rams	S	38	27	206	71.1	5.4	7.6	0	1	19	3/28	72.9	2	13	9	0	L	14-34	
09/19	Bengals	S	11	9	56	81.8	5.1	6.2	1	0	17	1/8	118.2	2	25	14	0	W	20-17	
09/26	at Browns								ON INACTIVE LIST									L	6-26	
10/03	Lions								ON INACTIVE LIST									W	24-14	
10/10	at Raiders	P	1	1	8	100.0	8.0	8.0	0	0	8	0/0	100.0	0	0	0	0	W	20-9	
10/17	Packers								DID NOT PLAY (NON-INJURY)									L	14-24	
10/24	at Buccaneers								DID NOT PLAY (NON-INJURY)									L	3-38	
2021 TOTALS			3-2	50	37	270	74.0	5.4	7.3	1	1	19	4/36	84.6	4	38	14	0	3-4	


JAMES
DANIELS
68
Ht: 6-4
DOB: 9/13/97 (24)
Bears Season: 4
Acquired: D2a-18

Wt: 327
College: Iowa
NFL Season: 4

OFFENSIVE LINEMAN

PRO CAREER: Entering his fourth NFL season in 2021; has appeared in 44 games with 38 starts; 23 at left guard, seven at right guard, and eight at center.

HONORS:

2018: ESPN.com All-Rookie team

2021 SEASON (Bears): Has started at right guard in all seven games of the 2021 season ... Helped the Bears rush for 134 yards in Week 1 vs. the Rams ... Helped pave the way for the Bears to rush for 188 yards and notch three rushing scores in the Week 4 win over the Lions.

2020 SEASON (Bears): Started the first five games of the season at left guard; suffered a season-ending pectoral injury in Week 5 vs. Tampa Bay ... helped the Bears rush for 149 yards in the Week 1 win at Detroit.

2019 SEASON (Bears): Started 16 games (eight at center, eight at left guard) ... switched from center to left guard in Week 10 vs. Detroit.

2018 SEASON (Bears): Appeared in 16 games (10 starts at left guard) ... made his first career start at left guard in Week 8 in a win over the NYJ ... part of an offensive line that allowed just 33 sacks, tied for the third fewest in the NFC ... started the Wild Card playoff game vs. Philadelphia (1/6/19).

TRANSACTIONS:

10/14/2020: Placed on Injured Reserve

05/10/2018: Signed/draft choice by Bears (four-year contract through 2021)

COLLEGE: Played in 37 games over three seasons at Iowa ... 2017 Academic All-Big Ten and Honorable Mention All-Big Ten by league coaches and media.

PERSONAL: Played football at Warren G. Harding High School in Warren, Ohio; earned all-state honorable mention honors as a junior and senior ... first-team All-Northeast Ohio as a junior and senior, along with first team all-conference and all-county ... three-year football letterman as offensive and defensive lineman ... also lettered in track, tossing shot put and discus ... father, LeShun Sr., played at Ohio State and for the Minnesota Vikings in 1997; older brother, LeShun Jr., spent time with three NFL teams.

JAMES DANIELS' NFL REGULAR SEASON STATISTICS

DATE	TEAM	GP	GS
2018	Bears	16	10
2019	Bears	16	16
2020	Bears	5	5
2021	Bears	7	7
NFL TOTALS		44	38

JAMES DANIELS' NFL POSTSEASON STATISTICS

DATE	TEAM	GP	GS
2018	Bears	1	1
2020	Bears	0	0
NFL TOTALS		1	1

2021 GAME-BY-GAME REGULAR-SEASON STATISTICS (BEARS)

DATE	OPPONENT	P/S	W/L	SCORE
09/12	at Rams	S	L	14-34
09/19	Bengals	S	W	20-17
09/26	at Browns	S	L	6-26
10/03	Lions	S	W	24-14
10/10	at Raiders	S	W	20-9
10/17	Packers	S	L	14-24
10/24	at Buccaneers	S	L	3-38
2021 TOTALS		7-7	3-4	



MARIO
EDWARDS JR.

97

DEFENSIVE END

Ht: 6-3
DOB: 1/25/94 (27)
Bears Season: 2
Acquired: UFA-20 (NO)

Wt: 277
College: Florida State
NFL Season: 7

PRO CAREER: Sixth-year pro has totaled 16.0 sacks in his stops with Oakland, New York Giants, New Orleans and Chicago ... has played in 79 games with 24 starts; also has 34 QBH, 19 TFL and 5 FF to his credit ... also has played in three postseason games; one with Oakland in 2016, one with New Orleans in 2019 and one with the Bears in 2020.

HONORS:

2015: NFL.com All-Rookie team (Gil Brandt); Pepsi NFL Rookie of the Week (Week 10)

2021 SEASON (Bears): Has appeared in five contests this season ... Registered two tackles, including one TFL, his first sack of the season and one QBH in his season debut Week 3 at Browns.

2020 SEASON (Bears): Played in 15 games; tied for third on the team with 4.0 sacks and was fifth with six TFL ... recorded four tackles, two TFL and a QBH in the Wild Card playoff game at the Saints ... career-high 2.0 sacks for minus-27 yards in the Week 14 win over the Texans ... recorded his first sack of the season in Week 6 at Carolina; also had two tackles ... recorded his second sack of the season in Week 9 at the Titans ... posted a career-high two TFL in the Week 7 at the Rams and again in Week 14 vs. the Texans.

2019 SEASON (Saints): Played in 14 games for New Orleans totaling 3.0 sacks and one forced fumble ... had his first sack at Carolina in Week 12 where he also had one QBH and a FF ... notched his second sack of the season vs. SF in Week 14 and his third in Week 17 at Carolina.

2018 SEASON (Giants): Played in 15 games for the Giants recording 2.0 sacks and one forced fumble.

2017 SEASON (Raiders): Recorded a career-high 3.5 sacks and four tackles for loss ... played and started in 14 games.

2016 SEASON (Raiders): Missed a majority of the season with a hip injury ... played in two games towards end of season.

2015 SEASON (Raiders): Logged a career best 33 tackles as a rookie ... also had 2.0 sacks, starting 10 games and playing in 14.

TRANSACTIONS:

03/16/2021: Re-signed by the Bears (three-year extension through 2023)

09/08/2020: Signed by the Chicago Bears

03/15/2019: Signed/UFA with the New Orleans Saints (two-year contract through 2020)

09/02/2018: Acquired on waivers by the New York Giants

06/19/2015: Signed/draft choice with Oakland Raiders (four-year contract through 2018)

COLLEGE: Played three years at Florida State from 2012-14; appeared in 36 games with 26 starts, primarily at defensive end ... totaled 89 tackles, 23 tackles for loss, eight sacks, seven passes defended, three forced fumbles and two fumble recoveries in his collegiate career ... started all 13 games as a junior, totaling three sacks and 11 tackles for loss helping Florida State win the National Championship ... named All-ACC First Team (2014) by the coaches and media; earned Sports Illustrated second-team All-American in 2014 ... BCS National Champion (2014).

PERSONAL: Attended two different high schools in Denton, Texas and was the near-consensus top rated prospect in the nation ... was a three-sport star athlete in football, baseball and track at Prosper High School, starting at defensive end for the state champion Eagles ... named the Texas Class 4A Defensive Player of the Year by the Associated Press in 2011 ... named the USA Today High School Defensive Player of the Year ... one of just four players given a perfect 100 rating by 247Sports, being named their 2012 Defensive Player of the Year ... listed as No. 1 prospect by ESPN, Scout and 247Sports and No. 3 by Rivals.com ... his Father, Mario Edwards Sr., was also a former Florida State player and played five NFL seasons in the NFL as a CB, with the Dallas Cowboys (2000-03) and Tampa Bay Buccaneers (2004).

REGULAR SEASON COMPARISON: DEFENSIVE - SAN FRANCISCO 49ERS

DATE	OPP	TACKLES							MISC						
		W/L	GP/GS	TOT	SOLO	ASST	SACK	YDS.	INT	TFL	PD	QBH	TD	FF	FR
11/12/18	NYG @ SF	W	P	1	1	0	0.0	0.0	0	0	0	0	0	0	0
12/8/19	NO vs. SF	L	P	1	1	0	1.0	10.0	0	1	0	1	0	0	0
TOTALS		1/1	2/0	2	2	0	1.0	10.0	0	1	0	1	0	0	0

MARIO EDWARDS JR.'S NFL REGULAR SEASON DEFENSIVE STATISTICS																												
		TACKLES										INTERCEPTIONS						O. FUMB				ST				MISC		
DATE	TEAM	GP	GS	TK	S	A	TFL	YDS	SK	YDS	QBH	NO	YDS	LG	TD	PD	FF	FR	TD	YDS	TK	S	A	FF	FR	S	A	
2015	Raiders	14	10	42	33	9	3	10	2.0	10.0	6	0	0	0	0	2	3	0	0	0	0	0	0	0	0	0	0	0
2016	Raiders	2	0	2	1	1	0	0	0.0	0.0	0	0	0	0	0	0	0	0	0	0	0	0	0	0	0	0	0	0
2017	Raiders	14	14	27	19	8	4	12	3.5	14.5	9	0	0	0	0	0	0	0	0	0	0	0	0	0	0	0	0	0
2018	Giants	15	0	14	12	2	3	17	2.0	17.0	5	0	0	0	0	0	1	0	0	0	0	0	0	0	0	0	0	0
Went from N.Y. Giants to Oakland.																												
2018	Raiders	0	0	0	0	0	0	0	0.0	0.0	0	0	0	0	0	0	0	0	0	0	0	0	0	0	0	0	0	0
2018	TOTAL	15	0	14	12	2	3	17	2.0	17.0	5	0	0	0	0	0	1	0	0	0	0	0	0	0	0	0	0	0
2019	Saints	14	0	8	6	2	2	14	3.0	22.0	3	0	0	0	0	0	1	0	0	0	0	0	0	0	0	0	0	0
2020	Bears	15	0	17	11	6	6	39	4.0	36.0	7	0	0	0	0	1	0	0	0	0	0	0	0	0	0	0	0	0
2021	Bears	5	0	6	2	4	1	9	1.5	11.0	4	0	0	0	0	1	0	0	0	0	0	0	0	0	0	0	0	0
NFL TOTALS		79	24	116	84	32	19	101	16.0	110.5	34	0	0	0	0	4	5	0	0	0	0	0	0	0	0	0	0	0

MARIO EDWARDS JR.'S NFL POSTSEASON DEFENSIVE STATISTICS																												
		TACKLES										INTERCEPTIONS						O. FUMB				ST				MISC		
DATE	TEAM	GP	GS	TK	S	A	TFL	YDS	SK	YDS	QBH	NO	YDS	LG	TD	PD	FF	FR	TD	YDS	TK	S	A	FF	FR	S	A	
2016	Raiders	1	1	3	3	0	0	0	0.0	0.0	0	0	0	0	0	0	0	0	0	0	0	0	0	0	0	0	0	0
2019	Saints	1	0	2	1	1	1	2	0.0	0.0	0	0	0	0	0	0	0	0	0	0	0	0	0	0	0	0	0	0
2020	Bears	1	0	4	4	0	2	3	0.0	0.0	1	0	0	0	0	0	0	0	0	0	0	0	0	0	0	0	0	0
NFL TOTALS		3	1	9	8	1	3	5	0.0	0.0	1	0	0	0	0	0	0	0	0	0	0	0	0	0	0	0	0	0


SINGLE-GAME HIGHS: DEFENSIVE

Total Tackles	11 vs. Minnesota Vikings, Nov 15, 2015	Forced Fumbles	1 vs. Carolina Panthers, Nov 24, 2019
Sacks	2.0 vs. Houston Texans, Dec 13, 2020		...4 more at 1.
Passes Defensed	1 at Tampa Bay Buccaneers, Oct 24, 2021	Tackles For Loss	2 vs. Houston Texans, Dec 13, 2020
	...3 more at 1.		...2 more at 2.

SINGLE-GAME HIGHS - POSTSEASON: DEFENSIVE

Total Tackles	4 at New Orleans Saints, Jan 10, 2021	Tackles For Loss	2 at New Orleans Saints, Jan 10, 2021
---------------	---------------------------------------	------------------	---------------------------------------

2021 GAME-BY-GAME REGULAR-SEASON STATISTICS (BEARS)																														
			TACKLES								INTERCEPTIONS								O. FUMB				ST				MISC			
DATE	OPPONENT	P/S	TK	S	A	SK	YDS	TFL	YDS	QBH	NO	YDS	LG	TD	PD	FF	FR	TD	YDS	TK	S	A	FF	FR	S	A	W/L	SCORE		
09/12	at Rams		RESERVE/LEAGUE SUSP.																									L	14-34	
09/19	Bengals		DID NOT PLAY																									L	20-17	
09/26	at Browns	P	3	2	1	1.5	11.0	1	9	2	0	0	0	0	0	0	0	0	0	0	0	0	0	0	0	0	L	6-26		
10/03	Lions	P	1	0	1	0.0	0.0	0	0	0	0	0	0	0	0	0	0	0	0	0	0	0	0	0	0	0	W	24-14		
10/10	at Raiders	P	1	0	1	0.0	0.0	0	0	0	0	0	0	0	0	0	0	0	0	0	0	0	0	0	0	0	W	20-9		
10/17	Packers	P	0	0	0	0.0	0.0	0	0	1	0	0	0	0	0	0	0	0	0	0	0	0	0	0	0	0	L	14-24		
10/24	at Buccaneers	P	1	0	1	0.0	0.0	0	0	1	0	0	0	0	1	0	0	0	0	0	0	0	0	0	0	0	L	3-38		
2021 TOTALS		5-0	6	2	4	1.5	11.0	1	9	4	0	0	0	0	1	0	0	0	0	0	0	0	0	0	0	0	3-4			


**JUSTIN
FIELDS**
Ht: 6-3
DOB: 3/5/99 (22)
Bears Season: R
Acquired: D1-21

Wt: 228
College: Ohio State
NFL Season: R

QUARTERBACK

PRO CAREER: Selected by the Bears with the 11th overall pick in the first round of the 2021 NFL Draft; the Bears acquired the 11th overall selection after completing a trade with the New York Giants ... Fields is just the third Ohio State quarterback in the common draft era to be selected in the first round of an NFL draft, joining Art Schlichter (No. 4 overall pick in 1982) and Dwayne Haskins (No. 15 overall pick in 2019) ... Fields is the 31st Buckeye to be selected by the Bears and the first since Marcus Freeman in 2009.

2021 SEASON (Bears): Has started in five of seven games played, throwing for 816 yards and two TDs ... He also owns 140 rushing yards and one rushing TD ... Rushed for his first NFL touchdown in the third quarter of Week 1 at the Rams, in doing so he became the first Bears rookie quarterback to rush for a touchdown in his first career game since Johnny Lujack, who rushed for a TD against Green Bay in Week 2 of 1948 ... Recorded 31 rushing yards and 60 passing yards in the Bears home season-opening victory over the Cincinnati Bengals, entering the game in relief of starter Andy Dalton who left with an injury ... Had his first NFL start in Week 3 vs. the Cleveland Browns ... Started and completed 11 of 17 passes (64.7%) for 209 yards in the Week 4 win over the Lions; connected on a season-long 64-yard pass to Darnell Mooney ... Completed his first-career touchdown pass, a two-yarder to tight end Jesper Horsted with 13:16 to go in the second quarter to put Chicago in front during the Week 5 victory at the Raiders ... Registered a season-high 43 rushing yards along with a season-high 16 pass completions vs. the Packers in Week 6; he also recorded his second-career passing touchdown, a five-yard pass to Mooney.

TRANSACTIONS:

06/10/2021: Signed by the Bears/draft choice (four-year contract; fifth-year option)

COLLEGE: Posted a record of 20-2 as Ohio State's starting quarterback from 2019-20, including a 9-2 record against ranked opponents ... two-time (2019-20) Big Ten Graham-George Offensive Player of the Year and Griese-Brees Quarterback of the Year; two-time (2019-20) First Team All-Big Ten (coaches and media); 2020 Chicago Tribune Silver Football Award winner ... 2019 Heisman Trophy finalist and Big Ten Football Championship Game MVP ... 2019 Second Team All-American by the Walter Camp Football Foundation, CBS Sports Associated Press, American Football Coaches Association and Football Writers Association of America ... accounted for 78 touchdowns in his two seasons (63 passing, 15 rushing), throwing for 5,373 yards (10th at Ohio State); also threw for 63 touchdowns (second at Ohio State) and completed 68.4 pct. of his passes (second at Ohio State) with just nine interceptions; also rushed for 867 yards and 15 touchdowns ... had one of the greatest statistical seasons in the history of Ohio State football as a first-year starter in 2019 when he completed 67.2 percent of his passes for 3,273 yards while accounting for 51 touchdowns (41 passing, 10 rushing) ... became the first quarterback in Big Ten history with 40 passing TDs and 10 rushing TDs in the same season in 2019; his 41-3 touchdown-to-interception ratio was the best in the country; had a passer efficiency rating of 181.43, which was third-best nationally ... Most Valuable Player of the 2019 Big Ten Championship Game after throwing for 299 yards and three touchdowns in a 34-21 come-from-behind victory over No. 8 Wisconsin ... one week prior, threw for 302 yards and four touchdowns in a 56-27 win at No. 10 Michigan ... had several impressive national rankings; finished No. 3 in touchdown passes (41), total touchdowns (51) and passer efficiency (181.43) and No. 11 in completion percentage (.672) ... in six games against teams ranked in the final College Football Playoff poll, accounted for 17 touchdowns and averaged 280 yards per game of total offense ... accounted for multiple touchdowns in 13 of Ohio State's 14 games ... became just the third Ohio State quarterback in the last 50 years - Rex Kern and Craig Krenzel are the others - to win each of his first 13 games as the Buckeyes' starting QB ... enrolled at Ohio State in January of 2019 after spending his freshman season at the University of Georgia.

GEORGIA 6 HARRISON HIGH SCHOOL: Played in 12 of 14 games as a true freshman for Georgia in 2018 and was named to the coaches freshman All-SEC Team ... completed 27 of 39 passes for 328 yards and four TDs and also had four rushing touchdowns ... was named the SEC freshman of the week on Nov. 19 after passing for 121 yards, rushing for 100 and accounting for three touchdowns in a 66-27 win over UMass ... a five-star prospect in the 2018 recruiting cycle by every major scouting service from Harrison High School under head coach Matt Dickmann ... rated as the No. 2 overall player in the Class of 2018 and the nation's top-ranked dual threat QB prospect ... awarded MVP of the 2017 Elite 11 Quarterback Competition ... totaled 4,187 passing yards, 41 passing touchdowns, 2,096 rushing yards and 28 rushing touchdowns in two years as a starter for Harrison ... awarded 2018 Mr. Georgia Football by the Touchdown Club of Atlanta ... named the 2017 Class 6A offensive player of the year by the Atlanta-Journal Constitution and the Associated Press, in addition to being named first-team all-state by both publications ... also played shortstop and second base for the Harrison varsity baseball team and was a highly-touted baseball prospect with MLB draft potential.

PERSONAL: Is the son of Gina Tobey, and Ivant "Pablo" and Jo Ann Claudrick Fields ... has two younger sisters: Jaiden, a softball player at the University of Georgia, and Jessica ... majored in consumer and family financial services at Ohio State.

JUSTIN FIELDS' NFL REGULAR SEASON PASSING STATISTICS

DATE	TEAM	GP	GS	ATT.	CMP.	PCT.	YDS	AVG.	TD	INT.	LG	SK	LST	RATE
2021	Bears	7	5	131	75	57.3	816	6.2	2	6	64	22	179	61.8
TOTALS		7	5	131	75	57.3	816	6.2	2	6	64	22	179	61.8

JUSTIN FIELDS' NFL REGULAR SEASON RUSHING STATISTICS

DATE	TEAM	NO.	YDS.	AVG.	LG	TD
2021	Bears	34	140	4.1	16	1
TOTALS		34	140	4.1	16	1

JUSTIN FIELDS' NFL REGULAR SEASON PASSING/RUSHING STATISTICS																			
		PASSING												RUSHING					
DATE	TEAM	GP	GS	ATT.	CMP.	PCT.	YDS	AVG.	TD	INT.	LG	SK	LST	RATE	NO.	YDS.	AVG.	LG	TD
2021	Bears	7	5	131	75	57.3	816	6.2	2	6	64	22	179	61.8	34	140	4.1	16	1
TOTALS		7	5	131	75	57.3	816	6.2	2	6	64	22	179	61.8	34	140	4.1	16	1

SINGLE-GAME HIGHS: QUARTERBACK

Pass Attempts	32 at Tampa Bay Buccaneers, Oct 24, 2021	Passer Rating	91.9 at Las Vegas Raiders, Oct 10, 2021
Pass Completions	22 at Tampa Bay Buccaneers, Oct 24, 2021	Rush Attempts	10 vs. Cincinnati Bengals, Sep 19, 2021
Yards Passing	209 vs. Detroit Lions, Oct 03, 2021	Rushing Yards	43 vs. Green Bay Packers, Oct 17, 2021
TD Passes	1 vs. Green Bay Packers, Oct 17, 2021	Longest Runs	16 at Tampa Bay Buccaneers, Oct 24, 2021
	...1 more at 1.		...1 more at 16.
Long Passes	64 vs. Detroit Lions, Oct 03, 2021	Rushing TDs	1 at Los Angeles Rams, Sep 12, 2021
Completion Percentage	68.8 at Tampa Bay Buccaneers, Oct 24, 2021	Rushing Average	4.8 at Tampa Bay Buccaneers, Oct 24, 2021

2021 GAME-BY-GAME REGULAR-SEASON STATISTICS (BEARS)																			
		PASSING												RUSHING					
DATE	OPPONENT	P/S	ATT	CMP	YDS	PCT	Y/A	Y/C	TD	INT	LG	SK/YD	RATE	ATT	YDS	LG	TD	W/L	SCORE
09/12	at Rams	P	2	2	10	100.0	5.0	5.0	0	0	9	0/0	87.5	1	3	3t	1	L	14-34
09/19	Bengals	P	13	6	60	46.2	4.6	10.0	0	1	21	2/25	27.7	10	31	10	0	W	20-17
09/26	at Browns	S	20	6	68	30.0	3.4	11.3	0	0	18	9/67	41.2	3	12	7	0	L	6-26
10/03	Lions	S	17	11	209	64.7	12.3	19.0	0	1	64	1/24	82.7	3	9	11	0	W	24-14
10/10	at Raiders	S	20	12	111	60.0	5.6	9.3	1	0	18	2/10	91.9	3	4	3	0	W	20-9
10/17	Packers	S	27	16	174	59.3	6.4	10.9	1	1	21	4/37	75.2	6	43	16	0	L	14-24
10/24	at Buccaneers	S	32	22	184	68.8	5.8	8.4	0	3	22	4/16	44.3	8	38	16	0	L	3-38
2021 TOTALS		7-5	131	75	816	57.3	6.2	10.9	2	6	64	22/179	61.8	34	140	16	1	3-4	



NICK
FOLES

9

QUARTERBACK

Ht: 6-6
DOB: 1/20/89 (32)
Bears Season: 2
Acquired: TR-20 (JAX)

Wt: 262
College: Arizona
NFL Season: 10



PRO CAREER: Ten-year veteran QB, has played in 68 career regular season games with 55 starts, throwing for 13,753 yards, 81 TDs and 43 INTs; also has six postseason starts, throwing for 1,633 yards, 11 TDs and 5 INTs ... has an overall record of 32-29 as a starter, which includes a 28-27 mark in the regular season and 4-2 in six postseason starts ... named Super Bowl LII MVP after leading Philadelphia to its first Super Bowl championship in 2017 ... en route to capturing the Lombardi Trophy in 2017, Foles recorded a 100-plus passer rating in all three playoff games, posting 971 yards, six TDs and an NFL single-postseason record 72.6 completion percentage, and the third-highest passer rating in a single postseason in league history (115.7) ... is one of eight quarterbacks all-time to throw for an NFL-record seven touchdown passes in a single game (11/3/13 at OAK); the others include Sid Luckman (1943, Bears), Adrian Burk (1954, Eagles), George Blanda (1961, Houston Oilers), Y. A. Tittle (1962, Giants), Joe Kapp (1969, Vikings), Peyton Manning (2013, Broncos) and Drew Brees (2015, Saints) ... owns the highest passer rating in Eagles franchise history (93.2) and the sixth-highest in NFL postseason history (98.8).

HONORS:

2018: NFC Offensive Player of the Week (Week 16)

2017: Super Bowl LII MVP; awarded the ESPY for "Best Championship Performance" in July 2018 following his postseason and Super Bowl success

2013: Pro Bowl selection; NFC Offensive Player of the Month (November); NFC Offensive Player of the Week (Week 6, Week 9)

2021 SEASON (Bears): Inactive Weeks 1-2 and 5-7 ... active but did not play in Weeks 3-4.

2020 SEASON (Bears): Played in nine games with seven starts, completing 202 of 312 passes (64.7) for 1,852 yards, 10 touchdowns and eight interceptions ... saw his first action in relief in Week 3 at the Falcons; entered the game with 9:58 left in the third quarter and led the Bears back from a 26-10 deficit for the 30-26 win ... in that game, Foles completed 16 of 29 passes for 188 yards, three touchdowns and one interception; tossed a 28-yard game-winner to Anthony Miller with 1:53 remaining; also added a 37-yard touchdown to Allen Robinson II in the fourth quarter ... completed 30 of 42 passes for 243 yards with one TD and one INT in a 20-19 win over the Buccaneers in Week 5 ... threw for 249 yards on 26 of 42 passing in Week 4 against the Colts with one TD and one INT ... threw for 261 yards in Week 7 at the Rams and a season-high 272 yards and two TDs in Week 8 vs. the Saints ... threw for a season-high 335 yards with two fourth-quarter touchdowns in the Week 9 loss at the Titans; tied a personal career high and Bears single-game record with 36 completions ... inactive for Week 12 at Green Bay with a hip injury.

2019 SEASON (Jaguars): Started four games, completing 77 of 117 passes (65.8%) for 736 yards, three TDs, two INTs and a passer rating of 84.6 ... spent Weeks 2-9 on the reserve/injured list before being activated to the team's 53-man roster on Nov. 5, 2019 ... made his first start for the Jaguars at QB, throwing for 75 yards on 5 of 8 passing and one TD for a QB rating of 132.8 before leaving the game due to injury (shoulder) vs. Kansas City ... completed 33 of 47 passes (70.2%) for 296 yards, two TDs and one INT for a passer rating of 92.2 at the Colts ... completed 32 of 48 passes (66.7%) for 272 yards at the Titans.

2018 SEASON (Eagles): Started the final five games of the regular season, posting a 4-1 record and leading the Eagles to a playoff berth; completed 141 of 195 passes for 1,413 yards and seven TDs ... threw for 471 yards on 35 of 49 passing and recorded a season-high 120.4 passer rating vs. Houston ... tied an NFL record shared by QBs Phillip Rivers and Ryan Tannehill for the most consecutive completions (25) vs. Washington; Foles and Rivers are the only QBs to do so in a single game ... threw for 266 yards and two TDs in the Divisional round road win at Chicago; threw the game-winning touchdown to Golden Tate with :56 seconds remaining

2017 SEASON (Eagles): Started the final three games of the regular season, posting a 2-1 record, including a division-clinching road win at the Giants ... recorded a 100-plus passer rating in all three playoff games, posting 971 yards, six TDs and the highest completion percentage in NFL single-postseason history (72.6), and the third-highest passer rating in league history (115.7) ... became the third player in NFL history to record a postseason passing TD, rushing TD and receiving TD, joining QB Kordell Stewart (Steelers) and RB Freeman McNeil (Jets) ... completed 24 of 38 passes for 237 yards and four TDs and zero INTs en route to a 115.8 passer rating at the Giants ... clinched the NFC Championship title with a 352-yard performance, tallying three TDs and zero INTs vs. Minnesota ... threw for 373 yards and three TDs, earning Super Bowl LII MVP honors in the win over the Patriots ... his 373 yards were the third-most among Super Bowl-winning QBs in league history ... became the first QB to catch a TD in the Super Bowl when he caught a 1-yard pass from Trey Burton on fourth down, known as the "Philly Special," which garnered an ESPY for "Best Play".

2016 SEASON (Chiefs): Played in three games, starting one, throwing for 410 yards and three TDs

2015 SEASON (Rams): Started in all 11 games that he played, throwing for 2,052 yards and seven TDs ... threw for 297 yards and one touchdown in a Week 1 win vs. Seattle ... tossed a season-high three touchdowns in a Week 4 win at Arizona.

2014 SEASON (Eagles): Posted a 6-2 record before suffering a broken collarbone and was placed on IR; threw for 325 yards and three TDs en route to a 114.4 passer rating vs. Washington.

2013 SEASON (Eagles): Started the final 10 games of the season, posting an 8-2 record en route to his first Pro Bowl appearance ... totaled 2,891 passing yards and recorded a 27-2 TD-INT ratio ... posted passer ratings of 100-plus in eight of his 10 starts and set a team record with 233 consecutive passes without an INT ... threw for 406 yards on 22 of 28 passing for a career-high seven TDs and zero INTs for a 158.2 passer rating at Oakland; became one of eight QBs in NFL history to throw seven TDs in a single game ... set a career-high 84 percent completion percentage on 21 of 25 passing for 230 yards in a 54-11 victory vs. Chicago.

2012 SEASON (Eagles): Started the final six games of the season, throwing for 1,699 yards and six TDs ... tallied a season-high 381 yards, including the game-winning, 1-yard TD pass as time expired, at Tampa Bay.

TRANSACTIONS:

03/31/2020: Traded to Chicago (for 2020 compensatory 4th-round pick)
03/14/2019: Signed by Jacksonville/UFA (four-year contract through 2022)
03/13/2017: Signed by Philadelphia/UFA (two-year contract through 2018)
08/05/2016: Signed by Kansas City (one-year contract through 2017)
07/27/2016: Released by the Rams
08/08/2015: Re-signed by the Rams (two-year extension through 2017)
03/10/2015: Traded to Rams (for QB Sam Bradford and draft pick)
05/21/2012: Signed by Eagles/draft choice (four-year contract through 2015)

COLLEGE: Began his collegiate career at Michigan State, where he appeared in one game before transferring to Arizona following the 2007 season ... red-shirted during his freshman season at Arizona in 2008 ... played in all 13 games during his redshirt sophomore season, starting the final 10 games with 2,486 passing yards and 19 TDs ... as a junior, led the Wildcats to a 7-1 start and finished the season with 3,191 yards and 20 TDs ... during his final season in Tucson, completed 387 of 560 passes of 4,334 yards and 28 TDs, ranking first in the Pac-12 and fifth among all NCAA Division I FBS QBs with an average of 352.58 yards per game ... finished his career at UA as the school's all-time leader in attempts (1,369), completions (933), passing yards (10,011) & TDs (67) ... graduated with a degree in communications.

PERSONAL: He and his wife, Tori, have one daughter, Lily, a son, Duke, and one golden doodle, Henry ... Tori played volleyball at Arizona, where the couple met ... co-hosts a podcast titled "Mission of Truth" with former Eagles teammate Chris Maragos ... son of Melissa and Larry, who both are in the restaurant business; has two sisters, Lacey and Katie ... authored, Believe It, which recounts his "journey of success, failure and overcoming the odds" and debuted at No. 5 on the New York Times' best-seller list for hardcover nonfictions; also appeared on the Publishers Weekly and USA Today best-seller lists; donated 100 percent of the book's profits to charity ... attended Westlake (Texas) High School, where he set school records for passing yards (5,658) and TDs (56), breaking marks previously held by QB Drew Brees; was teammates with current Baltimore K Justin Tucker ... also a three-year starter and two-time MVP of the school's basketball team, and was recruited by numerous Division I basketball programs.

REGULAR SEASON COMPARISON: PASSING - SAN FRANCISCO 49ERS

DATE	OPP	W/L	GP/GS	C	ATT	YDS.	AVG.	TD	LG	INT	SK	SKYD	RTG
9/28/14	PHI @ SF	L	S	21	43	195	4.5	0	22	2	1	4	42.3
11/1/15	SL vs. SF	W	S	14	23	191	8.3	1	66	0	0	0	101.9
TOTALS		1/1	2/2	35	66	386	5.8	1	66	2	1	4	--

NICK FOLE'S NFL REGULAR SEASON PASSING/RUSHING STATISTICS

		PASSING														RUSHING				
DATE	TEAM	GP	GS	ATT.	CMP.	PCT.	YDS	AVG.	TD	INT.	LG	SK	LST	RATE	NO.	YDS.	AVG.	LG	TD	
2012	Eagles	7	6	265	161	60.8	1,699	6.4	6	5	46	20	131	79.1	11	42	3.8	14	1	
2013	Eagles	13	10	317	203	64.0	2,891	9.1	27	2	63t	28	173	119.2	57	221	3.9	21	3	
2014	Eagles	8	8	311	186	59.8	2,163	7.0	13	10	68t	9	74	81.4	16	68	4.3	14	0	
2015	Rams	11	11	337	190	56.4	2,052	6.1	7	10	68	14	98	69.0	17	20	1.2	10	1	
2016	Chiefs	3	1	55	36	65.5	410	7.5	3	0	49	4	34	105.9	4	-4	-1.0	0	0	
2017	Eagles	7	3	101	57	56.4	537	5.3	5	2	35	5	44	79.5	11	3	0.3	9	0	
2018	Eagles	5	5	195	141	72.3	1,413	7.2	7	4	83t	9	47	96.0	9	17	1.9	4	0	
2019	Jaguars	4	4	117	77	65.8	736	6.3	3	2	39	8	60	84.6	4	23	5.8	13	0	
2020	Bears	9	7	312	202	64.7	1,852	5.9	10	8	50	18	145	80.8	15	2	0.1	7	1	
2021	Bears	1	0	0	0	0.0	0	0.0	0	0	0	0	0	0.0	0	0	0.0	0	0	
TOTALS		68	55	2,010	1,253	62.3	13,753	6.8	81	43	83T	115	806	87.1	144	392	2.7	21	6	

NICK FOLE'S NFL POSTSEASON PASSING/RUSHING STATISTICS

PASSING															RUSHING				
DATE	TEAM	GP	GS	ATT.	CMP.	PCT.	YDS	AVG.	TD	INT.	LG	SK	LST	RATE	NO.	YDS.	AVG.	LG	TD
2013	Eagles	1	1	33	23	69.7	195	5.9	2	0	40	2	19	105.0	1	3	3.0	3	0
2016	Chiefs	0	0	0	0	0.0	0	0.0	0	0	0	0	0	0.0	0	0	0.0	0	0
2017	Eagles	3	3	106	77	72.6	971	9.2	6	1	55	2	14	115.7	5	-2	-0.4	1	0
2018	Eagles	2	2	71	43	60.6	467	6.6	3	4	37t	1	8	70.6	3	-1	-0.3	1t	1
2020	Bears	0	0	0	0	0.0	0	0.0	0	0	0	0	0	0.0	0	0	0.0	0	0
TOTALS		6	6	210	143	68.1	1,633	7.8	11	5	55	5	41	98.8	9	0	0.0	3	1

SINGLE-GAME HIGHS: QUARTERBACK

Pass Attempts 62 at Arizona Cardinals, Oct 26, 2014
Pass Completions 36 at Tennessee Titans, Nov 08, 2020
 ...1 more at 36.
Yards Passing 471 vs. Houston Texans, Dec 23, 2018
TD Passes 7 at Oakland Raiders, Nov 03, 2013
Long Passes 83t vs. Houston Texans, Dec 23, 2018
Completion Percentage 84.8 at Washington, Dec 30, 2018

Passer Rating 158.3 at Oakland Raiders, Nov 03, 2013
Rush Attempts 9 vs. Arizona Cardinals, Dec 01, 2013
 ...1 more at 9.
Rushing Yards 47 vs. Washington, Nov 17, 2013
Longest Runs 21 at Minnesota Vikings, Dec 15, 2013
Rushing TDs 1 at Carolina Panthers, Oct 18, 2020
 ...5 more at 1.
Rushing Average 5.2 vs. Washington, Nov 17, 2013

SINGLE-GAME HIGHS - POSTSEASON: QUARTERBACK

Pass Attempts 43 at New England Patriots, Feb 04, 2018
Pass Completions 28 at New England Patriots, Feb 04, 2018
Yards Passing 373 at New England Patriots, Feb 04, 2018
TD Passes 3 at New England Patriots, Feb 04, 2018
...1 more at 3.
Long Passes 55 at New England Patriots, Feb 04, 2018
Completion Percentage 78.8 vs. Minnesota Vikings, Jan 21, 2018

Passer Rating 141.4 vs. Minnesota Vikings, Jan 21, 2018
Rush Attempts 5 vs. Atlanta Falcons, Jan 13, 2018
Rushing Yards 3 vs. New Orleans Saints, Jan 04, 2014
Longest Runs 3 vs. New Orleans Saints, Jan 04, 2014
Rushing TDs 1 at New Orleans Saints, Jan 13, 2019

300-YARD PASSING GAMES (11): REGULAR SEASON

DATE	TEAM	COMP.	ATT.	YDS.	AVG.	LG	TD	INT
12/09/12	at Buccaneers	32	51	381	11.9	39	2	0
12/23/12	WASHINGTON	32	48	345	10.8	38	1	1
11/03/13	at Raiders	22	28	406	18.5	63t	7	0
12/15/13	at Vikings	30	48	428	14.3	51	3	1
09/07/14	JAGUARS	27	45	322	11.9	68t	2	1
09/15/14	at Colts	21	37	331	15.8	57	1	1
09/21/14	WASHINGTON	27	41	325	12.0	50	3	0
10/26/14	at Cardinals	36	62	411	11.4	54t	2	2
09/16/18	at Buccaneers	35	48	334	9.5	50	1	0
12/23/18	TEXANS	35	49	471	13.5	83t	4	1
11/08/20	at Titans	36	52	335	9.3	34	2	0

300-YARD PASSING GAMES (2): POSTSEASON

DATE	TEAM	COMP.	ATT.	YDS.	AVG.	LG	TD	INT
01/21/18	VIKINGS	26	33	352	13.5	53t	3	0
02/04/18	at Patriots	28	43	373	13.3	55	3	1

2021 GAME-BY-GAME REGULAR-SEASON STATISTICS (BEARS)

DATE	OPPONENT	P/S	PASSING										RUSHING				W/L	SCORE	
			ATT	CMP	YDS	PCT	Y/A	Y/C	TD	INT	LG	SK/YD	RATE	ATT	YDS	LG			TD
09/12	at Rams																L	14-34	
09/19	Bengals																W	20-17	
09/26	at Browns	P	0	0	0	0.0	0.0	0.0	0	0	0	0/0	0.0	0	0	0	0	L	6-26
10/03	Lions																W	24-14	
10/10	at Raiders																W	20-9	
10/17	Packers																L	14-24	
10/24	at Buccaneers																L	3-38	
2021 TOTALS			1-0	0	0	0	0.0	0.0	0.0	0	0	0	0/0	0.0	0	0	0	3-4	



TREVIS
GIPSON

99

Ht: 6-4
DOB: 6/13/97 (24)
Bears Season: 2
Acquired: D5a-20

Wt: 263
College: Tulsa
NFL Season: 2

LINEBACKER

PRO CAREER: Selected in the fifth round of the 2020 NFL Draft (155th overall) by the Bears ... played in seven games as a rookie in 2020.

2021 SEASON (Bears): Has appeared in six games this season, including his first career start in Week 7 ... Recorded his first PD in Week 3 at the Browns ... Logged his first career sack in Week 4 vs. the Lions, dropping QB Jared Goff for a loss of 10 yards in the fourth quarter ... He also had three tackles, two TFL, one QBH, one PD and one FF ... Logged a sack for the second-straight week, dropping Raiders quarterback Derek Carr for a loss of eight yards; he also had two tackles and one QBH in the Week 5 win at Las Vegas.

2020 SEASON (Bears): Played in seven games in his rookie season, recording four tackles and three QBH ... Recorded two tackles and one QBH in the Week 15 win at the Vikings; had one tackle and one QBH in Week 17 vs. the Packers ... Inactive in Weeks 2-3 and 5-12; inactive for the Wild Card playoff game at the Saints.

TRANSACTIONS:

04/25/2020: Drafted by the Bears (four-year contract through 2023)

COLLEGE: A four-year letterwinner and two-year starter, played in 49 career games and had 24 career starts ... Completed his career with 114 tackles, 25.5 TFLs for minus-114 yards, 13 sacks for minus-82 yards and 8 forced fumbles ... Played in all 12 games and had 11 starts in 2019, earning first-team all-conference honors ... Had 49 tackles, 15 TFLs for minus-72 yards, 8 sacks for minus-52 yards, 6 QB hurries and 2 forced fumbles ... Had season-highs of 7 tackles and 3.5 TFLs for -13 yards vs. Houston ... Played and started all 12 games as a junior in 2018, ranking second in the nation with five forced fumbles ... Had 46 tackles, 9 TFLs for minus-30 yards, four sacks for minus-20 yards, five FF, three QB hurries and one pass break-up in 12 starts ... Had a career-best seven tackles at Texas; tied his career-high of seven tackles and added 3.5 TFLs for minus-15 yards, 2.0 sacks for minus-14 yards and two FF vs. SMU ... Played in all 12 games as a sophomore in 2017, received his first career start vs. New Mexico; recorded 11 stops, one PBU and one forced fumble that season ... Played in all 13 games in 2016 as a freshman and had eight tackles, played mostly on special teams.

PERSONAL: Was a three-year defensive starter; played his senior season at Cedar Hill High School and his junior and senior seasons at Richardson Berkner High School ... Helped lead his prep team to the Class 6A state title ... Named to the Dallas Morning News top-100 for the Dallas-area, coming in rated No. 91, as a senior ... High school coach at Cedar Hill High School was Joey McGuire ... Has three siblings; brother, Thomas, plays professional basketball in Finland ... Parents are Thomas and Cassandra Gipson; mother ran track at North Texas and his dad played basketball at Texas.

TREVIS GIPSON'S NFL REGULAR SEASON DEFENSIVE STATISTICS

			TACKLES								INTERCEPTIONS				O. FUMB			ST				MISC						
DATE	TEAM	GP	GS	TK	S	A	TFL	YDS	SK	YDS	QBH	NO	YDS	LG	TD	PD	FF	FR	TD	YDS	TK	S	A	FF	FR	S	A	
2020	Bears	7	0	4	1	3	0	0	0.0	0.0	3	0	0	0	0	0	0	0	0	0	0	1	0	1	0	0	0	0
2021	Bears	6	1	8	7	1	3	19	2.0	18.0	2	0	0	0	0	2	1	0	0	0	0	2	0	2	0	0	0	0
NFL TOTALS		13	1	12	8	4	3	19	2.0	18.0	5	0	0	0	0	2	1	0	0	0	0	3	0	3	0	0	0	0

TREVIS GIPSON'S NFL POSTSEASON DEFENSIVE STATISTICS

			TACKLES								INTERCEPTIONS				O. FUMB				ST				MISC				
DATE	TEAM	GP	GS	TK	S	A	TFL	YDS	SK	YDS	QBH	NO	YDS	LG	TD	PD	FF	FR	TD	YDS	TK	S	A	FF	FR	S	A
2020	Bears	0	0	0	0	0	0	0	0.0	0.0	0	0	0	0	0	0	0	0	0	0	0	0	0	0	0	0	0
NFL TOTALS		0	0	0	0	0	0	0	0.0	0.0	0	0	0	0	0	0	0	0	0	0	0	0	0	0	0	0	0

SINGLE-GAME HIGHS: DEFENSIVE

Total Tackles 3 vs. Detroit Lions, Oct 03, 2021
Sacks 1.0 at Las Vegas Raiders, Oct 10, 2021
...1 more at 1.0.
Passes Defensed 1 vs. Detroit Lions, Oct 03, 2021
...1 more at 1.

Forced Fumbles 1 vs. Detroit Lions, Oct 03, 2021
Tackles For Loss 2 vs. Detroit Lions, Oct 03, 2021
Special Teams Tackles 1 at Las Vegas Raiders, Oct 10, 2021
...2 more at 1.

2021 GAME-BY-GAME REGULAR-SEASON STATISTICS (BEARS)																																					
DATE	OPPONENT	P/S	TACKLES								INTERCEPTIONS				O. FUMB				ST			MISC		W/L	SCORE												
			TK	S	A	SK	YDS	TFL	YDS	QBH	NO	YDS	LG	TD	PD	FF	FR	TD	YDS	TK	S	A	FF			FR	S	A									
09/12	at Rams	P	0	0	0	0.0	0.0	0	0	0	0	0	0	0	0	0	0	0	0	0	0	0	0	0	0	L	14-34										
09/19	Bengals		ON INACTIVE LIST																																	W	20-17
09/26	at Browns	P	1	1	0	0.0	0.0	0	0	0	0	0	0	1	0	0	0	0	0	0	0	0	0	0	0	L	6-26										
10/03	Lions	P	3	3	0	1.0	10.0	2	11	1	0	0	0	0	1	1	0	0	0	1	0	0	0	0	0	W	24-14										
10/10	at Raiders	P	2	1	1	1.0	8.0	1	8	1	0	0	0	0	0	0	0	0	0	1	0	1	0	0	0	W	20-9										
10/17	Packers	P	1	1	0	0.0	0.0	0	0	0	0	0	0	0	0	0	0	0	0	0	0	0	0	0	0	L	14-24										
10/24	at Buccaneers	S	1	1	0	0.0	0.0	0	0	0	0	0	0	0	0	0	0	0	0	0	0	0	0	0	0	L	3-38										
2021 TOTALS			6-1	8	7	1	2.0	18.0	3	19	2	0	0	0	0	2	1	0	0	0	2	0	2	0	0	0	3-4										



TASHAWN
GIPSON SR.
(tuh-SHAWN)

38

Ht: 6-1
DOB: 8/7/90 (31)
Bears Season: 2
Acquired: UFA-20 (HOU)

Wt: 207
College: Wyoming
NFL Season: 9

DEFENSIVE BACK

Q
14

PRO CAREER: Entering his 10th NFL season and second in Chicago in 2021 ... has 25 career INTs, 52 PD, 14 TFL and 1.0 sack in 133 career games played with 124 starts ... has three career interception returns for touchdowns ... owns the most interceptions by an undrafted free agent since entering the NFL in 2012 (25) ... ranked first in the AFC and second in the NFL with six interceptions in 2014 ... tied for first the AFC with five interceptions in 2013.

HONORS:

2014: Pro Bowl selection

2021 SEASON (Bears): Posted three solo tackles during the Bears season-opener against the LA Rams ... Recovered a fumble (forced by Eddie Jackson) for 13 yards and notched three tackles (two solo) vs. the Bengals ... Inactive in Week 3 and 4 due to injury ... Started and recorded his first-career sack on Raiders quarterback Derek Carr for a loss of two yards with 2:45 left in the fourth quarter of the Week 5 match up; he also recorded one QBH and three solo tackles ... Registered a season-high five tackles vs. the Packers in Week 6.

2020 SEASON (Bears): Started every game at strong safety; tied for the team lead with two INTs on the season (at ATL, at CAR) ... recorded seven tackles, one strip-sack and one pass defended in the Wild Card playoff game at the Saints ... sealed the come-from-behind win at the Falcons in Week 3 with his interception of QB Matt Ryan late in the fourth quarter ... posted a career-high nine tackles, including eight solo, in Week 4 vs. the Colts ... recorded his second INT of the season in Week 6 at Carolina on the Panthers opening drive, leading to Chicago's first TD of the game ... recovered a fumble (forced by Danny Trevathan) in Week 10 vs. Minnesota.

2019 SEASON (Texans): Played and started in 14 games with the Texans, racking up 51 total tackles (37 solo), two tackles for loss, three quarterback hits, three interceptions (one returned for a touchdown) and eight passes defended ... missed the postseason due to injury ... posted five solo tackles and one quarterback hit vs. Jacksonville (9/15); eclipsed 400 career tackles, becoming one of only five players since 2012 to record at least 400 tackles and 20 interceptions (Earl Thomas, Glover Quin, Harrison Smith and Reggie Nelson) ... notched his first interception of the season vs. Atlanta (10/6), picking off Falcons QB Matt Ryan and returning it 79 yards for a touchdown, the longest interception return of his career ... tied for the team lead with five total tackles (three solo) and notched an interception for the second-consecutive week at Kansas City (10/13), the first time he has recorded an interception in back-to-back games since Weeks 8-9 of 2014 ... finished with two total tackles (two solo), two passes defended, one quarterback hit and notched his 23rd career interception vs. Denver (12/8), picking off Broncos QB Drew Lock at the Texans' three-yard line and returning it 26 yards.

2018 SEASON (Jaguars): Recorded 54 total tackles (44 solo), one INT, seven PD, one TFL and one QBH after starting all 16 games ... matched a season high with six solo tackles and one pass defended vs. Tennessee (9/23) ... tallied two solo tackles, a season-high two passes defended and intercepted Chiefs QB Patrick Mahomes at Kansas City (10/7) ... notched a season-high seven total tackles (six solo) vs. Philadelphia (10/28) ... Registered four total tackles (two solo) and one tackle for loss at Tennessee (12/9) ... Led the AFC in interceptions in back-to-back seasons (2013-14).

2017 SEASON (Jaguars): Tallied 64 total tackles (53 solo), four INTs, seven PD, four TFL and one FR in 16 games played ... Part of a Jaguars secondary that ranked first in the NFL in pass defended ... Notched six total tackles (four solo), two passes defended and one interception at Houston (9/10) ... Set a season high with seven solo tackles and one pass defended at the N.Y. Jets (10/1) ... Matched a career high with two INTs of Steelers QB Ben Roethlisberger with six tackles and two PD in a win at Pittsburgh (10/8) ... Registered four total tackles (two solo), one interception and one pass defended vs. Indianapolis (12/3) ... Compiled five solo stops in his NFL postseason debut in the Wild Card Round vs. Buffalo (1/7/18).

2016 SEASON (Jaguars): Registered 41 total tackles (34 solo), two passes defended and one interception in 16 games played ... Made his Jaguars debut and notched three solo tackles vs. Green Bay (9/11) ... Recorded three solo tackles and one interception vs. Baltimore (9/25) ... Set a season high with six total tackles (four solo) at Indianapolis (11/17).

2015 SEASON (Browns): Recorded 60 total tackles (42 solo), two interceptions, two tackles for loss and two passes defended in 13 games played ... Tallied five total tackles (three solo) and one interception at the N.Y. Jets (9/13) ... Registered a team-high eight total tackles (five solo) vs. Tennessee (9/20) ... Notched one solo tackle, one interception and one pass defended vs. Arizona (11/1) ... Compiled a season-high nine total tackles (five solo) at Seattle (12/20).

2014 SEASON (Browns): Selected to first-career Pro Bowl after tallying 52 tackles (28 solo), a career-high six INTs, eight PD, two TFL and one FF ... Finished second in the NFL with his six interceptions, despite missing the final five games of the season ... Registered eight total tackles (three solo), and one interception which he returned for a touchdown in a win vs. New Orleans (9/14) ... Recorded five total tackles (three solo) and one interception vs. Baltimore (9/21) ... Matched a career high with two interceptions at Jacksonville (10/19) ... Notched two solo tackles, one tackle for loss and one interception vs. Oakland (10/26) ... Tallied five total tackles (three solo) and one interception vs. Tampa Bay (11/2) becoming one of six players to record an interception in three consecutive games in 2014.

2013 SEASON (Browns): Finished with a career-high 95 total tackles (63 solo), five INTs, a career-high 12 PD and two tackles for loss ... Recorded three solo tackles and one interception vs. Miami (9/8) ... Tallied six total tackles (three solo) and a career-high three passes defended vs. Cincinnati (9/29) ... Notched seven total tackles (four solo) and one interception vs. Detroit (10/13) ... Set a career high with nine solo tackles at Kansas City (10/27) ... Recorded eight tackles and matched a career high with two INTs, including one returned 44 yards for a TD vs. Chicago (12/15) ... Finished with six total tackles (three solo) and one interception at Pittsburgh (12/29).

2012 SEASON (Browns): Recorded 29 total tackles (23 solo), one INT, one PD and four total special teams tackles in 10 games played as a rookie ... Registered four total tackles (three solo) and a career-high two special teams tackles vs. Buffalo (9/23) ... Notched two total tackles (one solo) and his first-career interception vs. Kansas City (12/9).

TRANSACTIONS:

04/20/2021: Re-signed by the Bears/UFA (one-year contract through 2021)
04/30/2020: Signed by the Bears/UFA (one-year contract through 2020)
04/27/2020: Released by the Texans
03/12/2019: Signed by the Texans (three-year contract through 2021)
03/08/2019: Released by the Jaguars
03/10/2016: Signed by the Jaguars/UFA (five-year contract through 2020)
06/12/2015: Re-signed/RFA by the Browns
05/09/2012: Signed by the Browns (undrafted free agent)

COLLEGE: Played four seasons (2008-11) at the University of Wyoming in Laramie, Wyo. ... Started all 50 games of his career, recording 250 tackles (179 solo), nine INTs and eight TFL ... Tallied the fourth-most career interceptions (nine) in program history ... Played in 38 games in the same defensive backfield as his brother, Marcell.

PERSONAL: Attended Kimball High School in Dallas, where he received all-state honorable mention honors; was named the 4A District 14 Dallas City League MVP and was named first-team all-district as both a cornerback and returner during his senior season in 2007 ... also lettered in basketball and track ... One of six children; father and all three brothers played Division I college football ... Has a son, Tashaun Jr., and daughter, Nala ... Aspires to start an Alzheimer's awareness charity, as the disease has affected his family ... Graduated with a degree in communications after finishing coursework during the offseason in 2015.

REGULAR SEASON COMPARISON: DEFENSIVE - SAN FRANCISCO 49ERS

TACKLES													MISC			
DATE	OPP	W/L	GP/GS	TOT	SOLO	ASST	SACK	YDS.	INT	TFL	PD	QBH	TD	FF	FR	
12/13/15	CLV vs. SF	W	S	1	1	0	0.0	0.0	0	0	0	0	0	0	0	0
TOTALS		0/1	1/1	5	4	1	0.0	0.0	0	0	0	0	0	0	0	0

TASHAUN GIPSON SR.'S NFL REGULAR SEASON DEFENSIVE STATISTICS

		TACKLES										INTERCEPTIONS					O. FUMB				ST				MISC			
DATE	TEAM	GP	GS	TK	S	A	TFL	YDS	SK	YDS	QBH	NO	YDS	LG	TD	PD	FF	FR	TD	YDS	TK	S	A	FF	FR	S	A	
2012	Browns	10	3	29	23	6	0	0	0.0	0.0	0	1	23	23	0	1	0	0	0	0	4	3	1	0	0	0	0	0
2013	Browns	16	15	95	63	32	2	4	0.0	0.0	0	5	143	44t	1	12	0	0	0	0	0	0	0	0	0	0	0	
2014	Browns	12	11	52	28	24	2	2	0.0	0.0	0	6	158	62t	1	8	1	0	0	0	0	0	0	0	0	0	0	
2015	Browns	13	13	60	42	18	2	5	0.0	0.0	0	2	0	0	0	2	0	0	0	0	0	0	0	0	0	0	0	
2016	Jaguars	16	16	41	34	7	0	0	0.0	0.0	0	1	30	30	0	2	0	0	0	0	0	0	0	0	0	0	0	
2017	Jaguars	16	16	64	53	11	4	15	0.0	0.0	0	4	83	67	0	7	0	1	0	0	0	0	0	0	0	0	0	
2018	Jaguars	16	16	54	44	10	1	0	0.0	0.0	0	1	7	8	0	7	0	0	0	0	0	0	0	0	0	0	0	
2019	Texans	14	14	51	37	14	2	2	0.0	0.0	3	3	105	79t	1	8	0	0	0	0	0	0	0	0	0	0	0	
2020	Bears	16	16	66	48	18	0	0	0.0	0.0	0	2	10	9	0	5	0	1	0	0	0	0	0	0	0	0	0	
2021	Bears	4	4	14	12	2	1	2	1.0	2.0	1	0	0	0	0	0	0	1	0	13	0	0	0	0	0	0	0	
NFL TOTALS		133	124	526	384	142	14	30	1.0	2.0	5	25	559	79T	3	52	1	3	0	13	4	3	1	0	0	0	0	

TASHAUN GIPSON SR.'S NFL POSTSEASON DEFENSIVE STATISTICS

		TACKLES										INTERCEPTIONS					O. FUMB				ST				MISC		
DATE	TEAM	GP	GS	TK	S	A	TFL	YDS	SK	YDS	QBH	NO	YDS	LG	TD	PD	FF	FR	TD	YDS	TK	S	A	FF	FR	S	A
2017	Jaguars	3	3	7	6	1	0	0	0.0	0.0	0	0	0	0	0	0	0	0	0	0	0	0	0	0	0	0	0
2019	Texans	0	0	0	0	0	0	0	0.0	0.0	0	0	0	0	0	0	0	0	0	0	0	0	0	0	0	0	0
2020	Bears	1	1	7	6	1	0	0	1.0	3.0	0	0	0	0	0	1	1	0	0	0	1	1	0	0	0	0	0
NFL TOTALS		4	4	14	12	2	0	0	1.0	3.0	0	0	0	0	0	1	1	0	0	0	1	1	0	0	0	0	0


SINGLE-GAME HIGHS: DEFENSIVE

Total Tackles	9 vs. Indianapolis Colts, Oct 04, 2020 ...5 more at 9.	Tackles For Loss	2 at Tennessee Titans, Dec 31, 2017 ...1 more at 2.
Sacks	1.0 at Las Vegas Raiders, Oct 10, 2021	Interceptions	2 at Pittsburgh Steelers, Oct 08, 2017 ...2 more at 2.
Passes Defensed	3 vs. Cincinnati Bengals, Sep 29, 2013	Interception Return Yards	79 vs. Atlanta Falcons, Oct 06, 2019 ...1 more at 79.
Forced Fumbles	1 at Cincinnati Bengals, Nov 06, 2014	Special Teams Tackles	2 vs. Buffalo Bills, Sep 23, 2012
Fumble Recoveries	1 vs. Cincinnati Bengals, Sep 19, 2021 ...2 more at 1.	Longest Opponent's Fumble Return	13 vs. Cincinnati Bengals, Sep 19, 2021

SINGLE-GAME HIGHS - POSTSEASON: DEFENSIVE

Total Tackles	7 at New Orleans Saints, Jan 10, 2021	Forced Fumbles	1 at New Orleans Saints, Jan 10, 2021
Sacks	1.0 at New Orleans Saints, Jan 10, 2021	Special Teams Tackles	1 at New Orleans Saints, Jan 10, 2021
Passes Defensed	1 at New Orleans Saints, Jan 10, 2021		

2021 GAME-BY-GAME REGULAR-SEASON STATISTICS (BEARS)																												
			TACKLES							INTERCEPTIONS					O. FUMB			ST			MISC							
DATE	OPPONENT	P/S	TK	S	A	SK	YDS	TFL	YDS	QBH	NO	YDS	LG	TD	PD	FF	FR	TD	YDS	TK	S	A	FF	FR	S	A	W/L	SCORE
09/12	at Rams	S	3	3	0	0.0	0.0	0	0	0	0	0	0	0	0	0	0	0	0	0	0	0	0	0	0	0	L	14-34
09/19	Bengals	S	3	2	1	0.0	0.0	0	0	0	0	0	0	0	0	0	1	0	13	0	0	0	0	0	0	0	W	20-17
09/26	at Browns		ON INACTIVE LIST																							L	6-26	
10/03	Lions		ON INACTIVE LIST																							W	24-14	
10/10	at Raiders	S	3	3	0	1.0	2.0	1	2	1	0	0	0	0	0	0	0	0	0	0	0	0	0	0	0	W	20-9	
10/17	Packers	S	5	4	1	0.0	0.0	0	0	0	0	0	0	0	0	0	0	0	0	0	0	0	0	0	0	0	L	14-24
10/24	at Buccaneers		ON INACTIVE LIST																							L	3-38	
2021 TOTALS		4-4	14	12	2	1.0	2.0	1	2	1	0	0	0	0	0	0	1	0	13	0	0	0	0	0	0	0	3-4	


EDDIE
GOLDMAN
91
Ht: 6-3
DOB: 1/6/94 (27)
Bears Season: 6
Acquired: D2-15

Wt: 325
College: Florida State
NFL Season: 6

NOSE TACKLE

PRO CAREER: Has appeared in 71 contests with 66 starts across six seasons ... owns 156 career tackles, 12.5 sacks, 17 TFLs, two fumble recoveries and one pass breakup.

HONORS:

2015: Mel Kiper and PFWA All-Rookie teams

2021 SEASON (Bears): After missing the first three games of the season due to injury, started and helped secure a win in Week 4 vs. the Lions ... Started and helped the Bears hold the Raiders to nine points in the Week 5 win in Las Vegas ... Registered three tackles vs. the Packers in Week 6.

2020 SEASON (Bears): Reserve/COVID-19 Opt-Out

2019 SEASON (Bears): Voted a Pro Bowl alternate; started 15 games, recording 29 tackles, one sack and two TFLs ... recorded 1.0 sack on Eagles QB Carson Wentz in Week 9 at Philadelphia ... also had one TFL in a Thanksgiving Day win at the Lions.

2018 SEASON (Bears): Started 16 games, recording 39 tackles, 3.0 sacks, five tackles for loss and one fumble recovery ... forced a safety by sacking Rams QB Jared Goff in the end zone in a Week 14 home win over the Rams on Sunday Night Football ... also recorded sacks on Seattle's Russell Wilson and Minnesota's Kirk Cousins in Weeks 2 and 17, respectively ... added four tackles and one tackle for loss in Wild Card playoff game vs. PHI (1/6/19).

2017 SEASON (Bears): Started 15 games, recording 44 tackles, 1.5 sacks, 1 fumble recovery and 3 TFLs ... recorded his first sack of the season in Week 2 at Tampa Bay; also had a half sack in a Week 7 win over the Panthers.

2016 SEASON (Bears): Limited because of injury to six games with five starts, recording 24 tackles, 2.5 sacks, 2 TFLs and 1 pass breakup ... recorded a half sack in the opener at Houston while also picking up sacks in Week 10 at Tampa Bay and Week 14 at Detroit.

2015 SEASON (Bears): Started in 12 of 15 games for the Bears while his 4.5 sacks ranked fourth among NFL rookies; added 39 tackles and 6 TFL ... posted a career-high 2.0 sacks in a Week 13 win over the 49ers; also posted sacks in a Week 4 win over the Raiders and in Week 11 vs. the Broncos ... was placed on IR on 12/30 with an ankle injury.

TRANSACTIONS:

09/07/2018: Re-signed (four-year extension through 2022)

05/06/2015: Signed/draft choice with Bears (four-year contract through 2018)

COLLEGE: Finished career at Florida State with 62 tackles, 12 TFLs, 6.0 sacks, 1 forced fumble and 1 fumble recovery over 37 games (27 starts) ... starter on FSU's 2013 BCS National Championship team.

PERSONAL: Racked up 38 tackles, 23 TFL, 15.0 sacks and 5 FF while helping Friendship Collegiate (Washington D.C.) to a 9-1 record as a senior.

REGULAR SEASON COMPARISON: DEFENSIVE - SAN FRANCISCO 49ERS

DATE	OPP	W/L	GP/GS	TACKLES				SACK	YDS.	INT	TFL	PD	QBH	MISC		
				TOT	SOLO	ASST								TD	FF	FR
12/6/15	CHI vs. SF	L	S	3	3	0		2.0	14.0	0	2	0	3	0	0	0
12/4/16	CHI vs. SF	W	S	2	2	0		1.0	5.0	0	1	0	1	0	0	0
12/3/17	CHI vs. SF	L	S	3	1	2		0.0	0.0	0	0	0	0	0	0	0
12/23/18	CHI @ SF	W	S	1	1	0		0.0	0.0	0	0	0	0	0	0	0
TOTALS		2/2	4/4	9	7	2		3.0	19.0	0	3	0	4	0	0	0

EDDIE GOLDMAN'S NFL REGULAR SEASON DEFENSIVE STATISTICS																												
		TACKLES										INTERCEPTIONS						O. FUMB				ST				MISC		
DATE	TEAM	GP	GS	TK	S	A	TFL	YDS	SK	YDS	QBH	NO	YDS	LG	TD	PD	FF	FR	TD	YDS	TK	S	A	FF	FR	S	A	
2015	Bears	15	12	22	16	6	5	38	4.5	40.5	6	0	0	0	0	0	0	0	0	0	0	0	0	0	0	0	0	
2016	Bears	6	5	18	12	6	2	11	2.5	15.5	4	0	0	0	0	1	0	0	0	0	0	0	0	0	0	0	0	
2017	Bears	15	15	44	27	17	3	9	1.5	5.5	5	0	0	0	0	0	1	0	0	0	0	0	0	0	0	0	0	
2018	Bears	16	16	40	27	13	5	25	3.0	21.0	3	0	0	0	0	0	1	0	0	0	0	0	0	0	0	0	0	
2019	Bears	15	15	29	20	9	2	11	1.0	7.0	2	0	0	0	0	0	0	0	0	0	0	0	0	0	0	0	0	
2020	Bears	0	0	0	0	0	0	0	0.0	0.0	0	0	0	0	0	0	0	0	0	0	0	0	0	0	0	0	0	
2021	Bears	4	3	3	1	2	0	0	0.0	0.0	0	0	0	0	0	0	0	0	0	0	0	0	0	0	0	0	0	
NFL TOTALS		71	66	156	103	53	17	94	12.5	89.5	20	0	0	0	0	1	0	2	0	0	0	0	0	0	0	0	0	

EDDIE GOLDMAN'S NFL POSTSEASON DEFENSIVE STATISTICS																												
		TACKLES										INTERCEPTIONS						O. FUMB				ST				MISC		
DATE	TEAM	GP	GS	TK	S	A	TFL	YDS	SK	YDS	QBH	NO	YDS	LG	TD	PD	FF	FR	TD	YDS	TK	S	A	FF	FR	S	A	
2018	Bears	1	1	4	2	2	1	1	0.0	0.0	0	0	0	0	0	0	0	0	0	0	0	0	0	0	0	0	0	
2020	Bears	0	0	0	0	0	0	0	0.0	0.0	0	0	0	0	0	0	0	0	0	0	0	0	0	0	0	0	0	
NFL TOTALS		1	1	4	2	2	1	1	0.0	0.0	0	0	0	0	0	0	0	0	0	0	0	0	0	0	0	0	0	

SINGLE-GAME HIGHS: DEFENSIVE

Total Tackles	6 vs. Carolina Panthers, Oct 22, 2017 ...2 more at 6.	Fumble Recoveries	1 at Miami Dolphins, Oct 14, 2018 ...1 more at 1.
Sacks	2.0 vs. San Francisco 49ers, Dec 06, 2015	Tackles For Loss	2 vs. San Francisco 49ers, Dec 06, 2015
Passes Defensed	1 vs. Philadelphia Eagles, Sep 19, 2016	Safeties	1 vs. Los Angeles Rams, Dec 09, 2018

SINGLE-GAME HIGHS - POSTSEASON: DEFENSIVE

Total Tackles	4 vs. Philadelphia Eagles, Jan 06, 2019	Tackles For Loss	1 vs. Philadelphia Eagles, Jan 06, 2019
---------------	---	------------------	---

2021 GAME-BY-GAME REGULAR-SEASON STATISTICS (BEARS)																													
			TACKLES								INTERCEPTIONS				O. FUMB				ST				MISC						
DATE	OPPONENT	P/S	TK	S	A	SK	YDS	TFL	YDS	QBH	NO	YDS	LG	TD	PD	FF	FR	TD	YDS	TK	S	A	FF	FR	S	A	W/L	SCORE	
09/12	at Rams												ON INACTIVE LIST												L	14-34			
09/19	Bengals												ON INACTIVE LIST												W	20-17			
09/26	at Browns												ON INACTIVE LIST												L	6-26			
10/03	Lions	S	0	0	0	0.0	0.0	0	0	0	0	0	0	0	0	0	0	0	0	0	0	0	0	0	0	0	W	24-14	
10/10	at Raiders	S	0	0	0	0.0	0.0	0	0	0	0	0	0	0	0	0	0	0	0	0	0	0	0	0	0	0	W	20-9	
10/17	Packers	P	3	1	2	0.0	0.0	0	0	0	0	0	0	0	0	0	0	0	0	0	0	0	0	0	0	0	L	14-24	
10/24	at Buccaneers	S	0	0	0	0.0	0.0	0	0	0	0	0	0	0	0	0	0	0	0	0	0	0	0	0	0	0	L	3-38	
2021 TOTALS			4-3	3	1	2	0.0	0.0	0	0	0	0	0	0	0	0	0	0	0	0	0	0	0	0	0	0	0	3-4	

MARQUISE
GOODWIN

84

Ht: 5-9
DOB: 11/19/90 (30)
Bears Season: 1
Acquired: UFA-21 (SF)

Wt: 180
College: Texas
NFL Season: 8

WIDE RECEIVER

PRO CAREER: Has recorded 13 TD receptions during his NFL career, 8 of which have gone for 40 or more yards ... since entering the NFL in 2013, has registered 149 receptions for 2,414 yds. His 16.2 rec avg. is the 7th-highest in the NFL among active receivers (min. 100 rec.).

HONORS & AWARDS:

2017: Len Eshmont Award, Ed Block Courage Award, Garry Niver Award (49ers)

2021 SEASON (Bears): Has played in every game of the 2021 season and has 91 receiving yards to his credit ... Registered four receptions for 45 yards in Week 1 vs. the Rams ... Recorded two receptions for 16 yards at Tampa Bay in Week 7.

2020 SEASON (Eagles): Sat out of the 2020 NFL season due to COVID-19 pandemic.

2019 SEASON (49ers): Played in nine games (six starts) and registered 12 receptions for 186 yds and 1 TD before being placed on the Injured Reserve List on 12/10 ... connected with QB Jimmy Garoppolo on a 38-yd. TD. at Cincinnati (9/15). It marked Goodwin's first TD of the season and 13th of his career. He finished the game with 3 catches for 77 yds. and 1 TD.

2018 SEASON (49ers): Played in 11 games with 8 starts registering 23 catches for 395 yards and a career-high four TDs on the season ... Recorded his best game as a pro in Week 6 at Green Bay, recording a career-high 126 receiving yards and a career-high two TDs.

2017 SEASON (49ers): In his first season with San Francisco, he started in all 16 games, catching a career-high 56 passes for a career-high 962 receiving yards with two TDs ... Goodwin logged three 100-yard receiving performances (Weeks 5, 14-15), including one where he logged a career-high 10 receptions vs. Tennessee in Week 15.

2016 SEASON (Bills): Appeared in 15 games with 9 starts for Buffalo. Caught 29 passes for 431 yards and three TDs ... Hauled in the longest reception of his career, an 84-yard TD from Tyrod Taylor in Week 2 vs. New York Jets. Goodwin finished with two receptions for 112 yards and a TD in the game.

2015 SEASON (Bills): Another season plagued by injuries, only appeared in two games, recording two receptions for 24 yards.

2014 SEASON (Bills): In 2014, hobbled by numerous injuries (concussion, ankle, ribs, and hamstring), Goodwin caught only one pass for 42 yards, which came against the Detroit Lions.

2013 SEASON (Bills): Played 12 games in his rookie season making 17 receptions for 283 receiving yards ... caught his first career TD Week 6 against the Cincinnati Bengals a 40-yard pass from Thaddeus Lewis ... served as the Bills return man having 16 kickoff return opportunities totaling 351 returning yards.

TRANSACTIONS:

04/16/2021: Signed by the Bears (one-year contract through 2021)

03/17/2021: Cut by San Francisco

03/16/2021: Trade from San Francisco to Philadelphia (reversion of previous trade)

07/28/2020: Eagles place on COVID-19 Opt-out list

04/25/2020: 49ers traded to Eagles (w/ pick for 2020 fifth-round pick)

03/08/2018: Re-signed by San Francisco (three-year extension through 2021)

03/09/2017: Signed/unrest FA with San Francisco 49ers (two-year contract through 2018)

05/10/2013: Signed/draft choice by Buffalo Bills (four-year contract through 2016)

COLLEGE/PERSONAL: Qualified for the U.S. Olympic team after winning the long jump title at the 2012 U.S. Olympic Trials and finished 10th in the long jump in the London Olympics ... at the University of Texas he was a two-time NCAA champion in the long jump (2010, 2012) and a four-time All-American in track and field ... won five Big 12 Conference championships and made the All-Big 12 team seven times ... is the Longhorns' indoor record holder in the long jump and was the runner-up for the 2012 NCAA Indoor long jump title ... for the Longhorns' football team he during his four-year career he totaled career statistics of 116 receptions, 1,296 yards and six touchdowns, adding 46 rushes for 405 yards and also 44 kickoff returns for 985 yards and one touchdown.

REGULAR SEASON COMPARISON: RECEIVING - SAN FRANCISCO 49ERS

DATE	OPP	W/L	GP/GS	REC	YDS.	AVG.	TD	LG	TGTS	YAC
10/16/16	BUF vs. SF	W	5	2	22	11.0	0	16	4	2
TOTALS		1/0	1/1	2	22	11.0	0	16	4	2

MARQUISE GOODWIN'S NFL REGULAR SEASON RUSHING/RECEIVING STATISTICS

DATE	TEAM	RECEIVING							RUSHING						
		GP	GS	NO.	YDS.	AVG.	LG	TD	NO.	YDS.	AVG.	LG	TD		
2013	Bills	12	1	17	283	16.6	59t	3	3	13	4.3	17	0		
2014	Bills	10	0	1	42	42.0	42	0	3	8	2.7	12	0		
2015	Bills	2	0	2	24	12.0	14	0	0	0	0.0	0	0		
2016	Bills	15	9	29	431	14.9	84t	3	0	0	0.0	0	0		
2017	49ers	16	16	56	962	17.2	83t	2	4	44	11.0	18	0		
2018	49ers	11	8	23	395	17.2	67t	4	4	9	2.3	5	0		
2019	49ers	9	6	12	186	15.5	38t	1	1	15	15.0	15	0		
2021	Bears	7	0	9	91	10.1	19	0	2	-1	-0.5	1	0		
NFL TOTALS		82	40	149	2,414	16.2	84T	13	17	88	5.2	18	0		

MARQUISE GOODWIN'S NFL POSTSEASON RUSHING/RECEIVING STATISTICS

DATE	TEAM	RECEIVING							RUSHING						
		GP	GS	NO.	YDS.	AVG.	LG	TD	NO.	YDS.	AVG.	LG	TD		
2019	49ers	0	0	0	0	0.0	0	0	0	0	0.0	0	0		
NFL TOTALS		0	0	0	0	0.0	0	0	0	0	0.0	0	0		

MARQUISE GOODWIN'S NFL REGULAR SEASON RETURN STATISTICS

DATE	TEAM	KICKOFF RETURNS						PUNT RETURNS					
		RET.	YDS.	AVG.	LG	TD		NO.	FC	YDS.	AVG.	LG	TD
2013	Bills	16	351	21.9	28	0		0	0	0	0.0	0	0
2014	Bills	4	84	21.0	24	0		0	0	0	0.0	0	0
2015	Bills	2	33	16.5	19	0		0	0	0	0.0	0	0
2016	Bills	0	0	0.0	0	0		0	0	0	0.0	0	0
2017	49ers	0	0	0.0	0	0		0	0	0	0.0	0	0
2018	49ers	0	0	0.0	0	0		0	0	0	0.0	0	0
2019	49ers	0	0	0.0	0	0		0	0	0	0.0	0	0
2021	Bears	0	0	0.0	0	0		0	0	0	0.0	0	0
NFL TOTALS		22	468	21.3	28	0		0	0	0	0.0	0	0

MARQUISE GOODWIN'S NFL POSTSEASON RETURN STATISTICS

DATE	TEAM	KICKOFF RETURNS						PUNT RETURNS					
		RET.	YDS.	AVG.	LG	TD		NO.	FC	YDS.	AVG.	LG	TD
2019	49ers	0	0	0.0	0	0		0	0	0	0.0	0	0
NFL TOTALS		0	0	0.0	0	0		0	0	0	0.0	0	0

SINGLE-GAME HIGHS: RUSHING/RECEIVING

Rush Attempts

1 at Los Angeles Rams, Sep 12, 2021
...15 more at 1.

Rushing Yards

18 vs. New York Giants, Nov 12, 2017

Longest Runs

18 vs. New York Giants, Nov 12, 2017

Receptions

10 vs. Tennessee Titans, Dec 17, 2017

Receiving Yards

126 at Green Bay Packers, Oct 15, 2018

Longest Receptions

84t vs. New York Jets, Sep 15, 2016

Receiving TDs

2 at Green Bay Packers, Oct 15, 2018

All-Purpose Yards
Kickoff Returns

144 vs. Cincinnati Bengals, Oct 13, 2013

4 vs. Kansas City Chiefs, Nov 09, 2014

...1 more at 4.

Kickoff Return Yards
Longest Kickoff Return
Miscellaneous Tackles

94 vs. Cincinnati Bengals, Oct 13, 2013

28 vs. Atlanta Falcons, Dec 01, 2013

1 vs. Chicago Bears, Dec 23, 2018

...9 more at 1.

Most TDs
Receiving Average

2 at Green Bay Packers, Oct 15, 2018


31.5 at Green Bay Packers, Oct 15, 2018

100-YARD RECEIVING GAMES (5): REGULAR SEASON

DATE	TEAM	NO.	YDS.	AVG.	LG	TD
09/15/16	JETS	2	112	56.0	84t	1
10/08/17	at Colts	5	116	23.2	51	0
12/10/17	at Texans	6	106	17.7	32	0
12/17/17	TITANS	10	114	11.4	18	0
10/15/18	at Packers	4	126	31.5	67t	2

2021 GAME-BY-GAME REGULAR-SEASON STATISTICS (BEARS)

DATE	OPPONENT	P/S	RECEIVING						RUSHING						W/L	SCORE
			NO.	YDS.	AVG.	LG	TD		NO.	YDS.	AVG.	LG	TD			
09/12	at Rams	P	4	45	11.3	19	0		1	-2	-2.0	-2	0		L	14-34
09/19	Bengals	P	1	10	10.0	10	0		0	0	0.0	0	0		W	20-17
09/26	at Browns	P	0	0	0.0	0	0		0	0	0.0	0	0		L	6-26
10/03	Lions	P	0	0	0.0	0	0		1	1	1.0	1	0		W	24-14
10/10	at Raiders	P	1	8	8.0	8	0		0	0	0.0	0	0		W	20-9
10/17	Packers	P	1	12	12.0	12	0		0	0	0.0	0	0		L	14-24
10/24	at Buccaneers	P	2	16	8.0	12	0		0	0	0.0	0	0		L	3-38
2021 TOTALS			7-0	9	91	10.1	19	0	2	-1	-0.5	1	0		3-4	


**TAKEEM
GRANT SR.**
17
WIDE RECEIVER
Ht: 5-7

DOB: 10/30/92 (28)

Bears Season: 1

Acquired: TR-21 (MIA)

Wt: 171

College: Texas Tech

NFL Season: 6

PRO CAREER: Acquired in a trade with the Miami Dolphins on Oct. 5, 2021 ... 2020 2nd-team All-Pro returner ... AFC Special Teams Player of the Week (vs. L.A. Rams, 11/1/20) ... AFC Special Teams Player of the Week (vs. Tennessee, 9/9/18) ... Since 2016, he has played in 73 career games with eight starts ... Has recorded 91 receptions for 1,001 yards (11.0 avg.) and owns five touchdowns ... He is the Dolphins franchise record holder with five special teams return touchdowns and franchise record holder with three punt return touchdowns ... His 2,206 career kickoff return yards were sixth in Dolphins history ... His 978 career punt return yards were fifth in Dolphins history ... In 2020, his 330 punt return yards were the second most in the NFL ... His 88-yard punt return touchdown vs. the L.A. Rams on Nov. 1, 2020 was the longest in team history ... Posted his first kickoff return touchdown (102 yards) vs. Tennessee on Sept. 9, 2018; it was the second-longest kickoff return in franchise history ... Joined running back Kenyan Drake in 2016 as the second pair of Dolphins rookies to have a kickoff and punt returned for a touchdown in the same season; it was just the fourth time in NFL history that two rookies on the same team combined for a kickoff and punt return for touchdown in the same season ... In 2018 he was one of two NFL players (Andre Roberts) to return two kicks for touchdowns (one punt and one kickoff) ... Prior to his injury in 2018, he was leading the NFL with 535 kickoff return yards and was fourth in punt return yards with 228 yards.

2021 SEASON (Dolphins/Bears): Played in four games for the Dolphins before being traded to the Bears prior to Week 5 ... With the Dolphins, he had two kickoff returns for 46 yards (23.0 avg.) and eight punt returns for 59 yards (7.4 avg.) ... Made his Bears debut in the Week 5 victory over the Raiders, logging 38 punt return yards on two punt returns (19.0 avg.) and 69 kick return yards on three kick returns (23.0 avg.).

2020 SEASON (Dolphins): Played in 14 games with four starts ... Named second team All-Pro returner ... Inactive for two games ... Finished the season with 36 receptions for 373 yards (10.4 avg.) and one touchdown ... He also recorded 29 punt returns for 330 yards (11.4 avg.) and one special teams touchdown ... His touchdown came from an 88-yard punt return in the second quarter vs. the LA Rams, the longest in team history; it also was the third of his career, setting a new Dolphins franchise record ... He had one kickoff return for 45 yards in the same game and was named the AFC Special Teams Player of the Week for his efforts ... Became the first NFL player since 2002 (Baltimore's Lamont Brighthful) to have an 88+ yard punt return and 45+ yard kickoff return in the same game ... Logged four receptions for 43 yards (10.8 avg.) and one touchdown in Week 9 vs. the Chargers.

2019 SEASON (Dolphins): Played in 10 games with two starts ... Inactive for one game and missed the rest of the season after being placed on injured reserve on Nov. 27 ... Ended the season with 19 receptions for 164 yards (8.6 avg.), four carries for five yards (1.2 avg.), one rushing touchdown and one touchdown on punt return ... He also had 23 kickoff returns for 578 yards (25.1 avg.) ... In Week 6, he returned a kickoff 101 yards for a touchdown with 1:09 remaining in the first half; his 198 kickoff return yards in this game marked him as the player with the sixth-most in team history and most in a game since 2009 (Ted Ginn Jr.) ... In Week 10, he caught three passes for 32 yards and notched one rushing touchdown vs. Buffalo.

2018 SEASON (Dolphins): Played in 10 games with two starts ... Was inactive for one game and missed the rest of the season after being placed on injured reserve on Nov. 28 ... Ended the season with 21 receptions for 268 yards (12.8 avg.) and two touchdowns, one on kickoff return and one on punt return ... He also logged 18 kickoff returns for 535 yards (29.7 avg.) and 14 punt returns for 228 yards (16.3 avg.) ... At the time of his injury, he was leading the NFL with 535 kickoff return yards and was fourth in punt return yards with 228 yards ... Notched five receptions for 38 yards, two kickoff returns for 125 yards (62.5 avg.) and one touchdown vs. the Titans; he also returned a kickoff 102 yards for a touchdown in the fourth quarter to give Miami a 17-10 lead, it was his first career kickoff return for a touchdown and the second-longest in franchise history (Mercury Morris, 105t, 9/14/69 at Cincinnati) ... His efforts vs. Tennessee earned him the title AFC Special Teams Player of the Week in Week 1 ... Against Oakland, he scored on an 18-yard shovel pass from quarterback Ryan Tannehill in the third quarter ... He also caught a 52-yard TD pass from wide receiver Albert Wilson to put Miami ahead 21-17 with 7:18 remaining in the game; it was the first multi-touchdown game of his career ... At Cincinnati he had three punt returns for 85 yards (28.3 avg.) and one touchdowns along with three kickoff returns for 89 yards (29.7 avg.); he also returned a punt 71 yards for a touchdown in the second quarter to extend Miami's lead 14-0. It was his second career punt return for a touchdown ... After Week 5 he became the first player in Dolphins history to score on a reception, kickoff return and punt return in the same season ... He also became the second player in NFL history (Dante Hall, 2003) with a 100+ yard kickoff return touchdown, 70+ yard punt return touchdown and 50+ yard touchdown catch in the same season.

2017 SEASON (Dolphins): Played in all 16 games ... Ended the season with 13 receptions for 203 yards (15.6 avg.) and two touchdowns ... He also recorded 21 kickoff returns for 479 yards (22.8 avg.) and 25 punt returns for 190 yards (7.6 avg.) ... In Week 11 he hauled in a 25-yard touchdown pass from quarterback Jay Cutler vs. New England ... In Week 15 at the Chiefs, he had four receptions for 107 yards and scored on a 65-yard TD reception from quarter Jay Cutler in the second quarter; he also totaled 101 receiving yards in the first half.

2016 Season (Dolphins): Played in all 16 games as a rookie ... Ended the season with 19 kickoff returns for 439 yards (23.1 avg.), 20 punt returns for 165 yards (8.3 avg.) and one touchdown ... Joined running back Kenyan Drake as the second pair of Dolphins rookies to have a kickoff and punt returned for a touchdown in the same season; it was just the fourth time in NFL history two rookies on the same team combined for both a kickoff and punt return touchdown in the same season ... In Week 5 against Tennessee, he logged one punt return for 74 yards and notched one touchdown; two kickoff returns for 47 yards (23.5 avg.) ... His 74-yard TD was the seventh longest punt return in team history and third-longest by a rookie.

TRANSACTIONS:

10/05/2021: Traded to Chicago (for 2023 sixth-round draft pick)

08/21/2019: Re-signed by the Dolphins (four-year extension through 2023)

05/09/2016: Signed by Dolphins/draft choice (four-year contract through 2019)

COLLEGE: 4-year letterman (2012-15) and 3-year starter at Texas Tech ... played in 50 games with 32 starts; 255 receptions for 3,289 yards (12.9 avg.) and 27 TDs; 33 carries for 199 yards (6.0 avg.) and 2 TDs; 87 kickoff returns for 2,169 yards (24.9 avg.) and 4 TDs ... Left as the school's all-time leading receiver with 3,289 yards ... as a senior he played in all 13 games with 10 starts; 90 receptions for 1,268 yards (14.1

avg.) and 10 TDs; 8 carries for 68 yards (8.5 avg.) and 2 TDs; 36 kickoff returns for 1,017 yards (26.1 avg.) and 2 TDs ... his 181.0 all-purpose yards per game was 4th nationally, led the Big 12 and was a single-season school record ... his 1,017 kickoff return yards were 4th nationally and led the Big 12 ... his two kickoff return TDs were 5th nationally and tied for the most in the Big 12 ... his 6.9 receptions per game were 2nd in the Big 12 and his 1,268 receiving yards were 4th ... All-American as a kickoff returner/all-purpose player ... First-team All-Big 12.

HIGH SCHOOL: Earned all-state honors at Mesquite HS in Texas ... also earned all-state honors in track and field ... as a senior in 2010 he recorded 79 receptions for 1,306 yards (16.5 avg.) and 13 TDs; 66 carries for 516 yards (7.8 avg.) and 9 TDs.

REGULAR SEASON COMPARISON: RECEIVING - SAN FRANCISCO 49ERS

DATE	OPP	W/L	GP/GS	REC	YDS.	AVG.	TD	LG	TGTS	YAC
10/11/20	MIA @ SF	W	P	1	6	6.0	0	6	3	0
TOTALS		1/0	1/0	1	6	6.0	0	6	3	0

JAKEEM GRANT SR.'S NFL REGULAR SEASON RUSHING/RECEIVING STATISTICS

		RECEIVING							RUSHING						
DATE	TEAM	GP	GS	NO.	YDS.	AVG.	LG	TD	NO.	YDS.	AVG.	LG	TD		
2016	Dolphins	16	0	0	0	0.0	0	0	1	1	1.0	1	0		
2017	Dolphins	16	0	13	203	15.6	65t	2	3	12	4.0	7	0		
2018	Dolphins	10	2	21	268	12.8	52t	2	1	5	5.0	5	0		
2019	Dolphins	10	2	19	164	8.6	18	0	4	5	1.3	7t	1		
2020	Dolphins	14	4	36	373	10.4	30	1	3	20	6.7	29	0		
2021	Dolphins	4	0	2	-7	-3.5	-7	0	0	0	0.0	0	0		
Went from Miami to Chicago.															
2021	Bears	3	0	0	0	0.0	0	0	0	0	0.0	0	0		
2021	TOTAL	7	0	2	-7	-3.5	0	0	0	0	0.0	0	0		
NFL TOTALS		73	8	91	1,001	11.0	65T	5	12	43	3.6	29	1		

JAKEEM GRANT SR.'S NFL POSTSEASON RUSHING/RECEIVING STATISTICS

		RECEIVING							RUSHING						
DATE	TEAM	GP	GS	NO.	YDS.	AVG.	LG	TD	NO.	YDS.	AVG.	LG	TD		
2016	Dolphins	1	0	0	0	0.0	0	0	0	0	0.0	0	0		
NFL TOTALS		1	0	0	0	0.0	0	0	0	0	0.0	0	0		

JAKEEM GRANT SR.'S NFL REGULAR SEASON RETURN STATISTICS

		KICKOFF RETURNS						PUNT RETURNS					
DATE	TEAM	RET.	YDS.	AVG.	LG	TD		NO.	FC	YDS.	AVG.	LG	TD
2016	Dolphins	19	439	23.1	45	0		20	3	165	8.3	74t	1
2017	Dolphins	21	479	22.8	31	0		25	11	190	7.6	27	0
2018	Dolphins	18	535	29.7	102t	1		14	6	228	16.3	71t	1
2019	Dolphins	23	578	25.1	101t	1		5	0	6	1.2	5	0
2020	Dolphins	6	129	21.5	45	0		29	8	330	11.4	88t	1
2021	Dolphins	2	46	23.0	31	0		8	0	59	7.4	18	0
Went from Miami to Chicago.													
2021	Bears	6	152	25.3	32	0		6	1	62	10.3	21	0
2021	TOTAL	8	198	24.8	32	0		14	1	121	8.6	21	0
NFL TOTALS		95	2,358	24.8	102T	2		107	29	1,040	9.7	88T	3

JAKEEM GRANT SR.'S NFL POSTSEASON RETURN STATISTICS

		KICKOFF RETURNS						PUNT RETURNS					
DATE	TEAM	RET.	YDS.	AVG.	LG	TD		NO.	FC	YDS.	AVG.	LG	TD
2016	Dolphins	1	18	18.0	18	0		0	0	0	0.0	0	0
NFL TOTALS		1	18	18.0	18	0		0	0	0	0.0	0	0

SINGLE-GAME HIGHS: RUSHING/RECEIVING

Rush Attempts	1 at San Francisco 49ers, Oct 11, 2020 ...10 more at 1.
Rushing Yards	29 at Jacksonville Jaguars, Sep 24, 2020
Longest Runs	29 at Jacksonville Jaguars, Sep 24, 2020
Rushing TDs	1 vs. Buffalo Bills, Nov 17, 2019
Receptions	5 at Las Vegas Raiders, Dec 26, 2020 ...1 more at 5.
Receiving Yards	107 at Kansas City Chiefs, Dec 24, 2017
Longest Receptions	65t at Kansas City Chiefs, Dec 24, 2017
Receiving TDs	2 vs. Oakland Raiders, Sep 23, 2018
All-Purpose Yards	237 vs. Buffalo Bills, Nov 17, 2019
Kickoff Returns	5 vs. Buffalo Bills, Nov 17, 2019 ...1 more at 5.
Kickoff Return Yards	198 vs. Buffalo Bills, Nov 17, 2019
Longest Kickoff Return	102t vs. Tennessee Titans, Sep 09, 2018

Kickoff Return TDs	1 vs. Buffalo Bills, Nov 17, 2019 ...1 more at 1.
Fair Catches	2 vs. Los Angeles Rams, Nov 01, 2020 ...4 more at 2.
Punt Return Yards	88 vs. Los Angeles Rams, Nov 01, 2020
Longest Punt Return	88t vs. Los Angeles Rams, Nov 01, 2020
Punt Returns	6 vs. New York Jets, Oct 18, 2020
Punt Return TDs	1 vs. Los Angeles Rams, Nov 01, 2020 ...2 more at 1.
Special Teams Tackles	1 vs. Baltimore Ravens, Sep 08, 2019 ...2 more at 1.
Miscellaneous Tackles	1 vs. Kansas City Chiefs, Dec 13, 2020 ...5 more at 1.
Most TDs	2 vs. Buffalo Bills, Nov 17, 2019 ...1 more at 2.
Punt Return Average	28.3 at Cincinnati Bengals, Oct 07, 2018
Kickoff Return Average	39.6 vs. Buffalo Bills, Nov 17, 2019

SINGLE-GAME HIGHS - POSTSEASON: RUSHING/RECEIVING

All-Purpose Yards	18 at Pittsburgh Steelers, Jan 08, 2017	Kickoff Return Yards	18 at Pittsburgh Steelers, Jan 08, 2017
Kickoff Returns	1 at Pittsburgh Steelers, Jan 08, 2017	Longest Kickoff Return	18 at Pittsburgh Steelers, Jan 08, 2017

100-YARD RECEIVING GAMES (1): REGULAR SEASON

DATE	TEAM	NO.	YDS.	AVG.	LG	TD
12/24/17	at Chiefs	4	107	26.8	65t	1

2021 GAME-BY-GAME REGULAR-SEASON STATISTICS (DOLPHINS/BEARS)

DATE	OPPONENT	P/S	RECEIVING					RUSHING					W/L	SCORE
			NO.	YDS.	AVG.	LG	TD	NO.	YDS.	AVG.	LG	TD		
09/12	at Patriots	P	0	0	0.0	0	0	0	0	0.0	0	0	W	17-16
09/19	Bills	P	1	0	0.0	0	0	0	0	0.0	0	0	L	0-35
09/26	at Raiders	P	0	0	0.0	0	0	0	0	0.0	0	0	L	28-31+
10/03	Colts	P	1	-7	-7.0	-7	0	0	0	0.0	0	0	L	17-27
Went from Dolphins to Bears.														
10/10	at Raiders	P	0	0	0.0	0	0	0	0	0.0	0	0	W	20-9
10/17	Packers	P	0	0	0.0	0	0	0	0	0.0	0	0	L	14-24
10/24	at Buccaneers	P	0	0	0.0	0	0	0	0	0.0	0	0	L	3-38
2021 TOTALS			7-0	2	-7	-3.5	0	0	0	0	0.0	0	0	2-5
+ - Overtime														

2021 GAME-BY-GAME REGULAR-SEASON STATISTICS (DOLPHINS/BEARS)

DATE	OPPONENT	P/S	KICKOFF RETURNS					PUNT RETURNS					W/L	SCORE
			RET	YDS	AVG	LG	TD	NO	FC	YDS	AVG	LG		
09/12	at Patriots	P	0	0	0.0	0	0	1	0	18	18.0	18	0	W
09/19	Bills	P	1	31	31.0	31	0	1	0	1	1.0	1	0	L
09/26	at Raiders	P	1	15	15.0	15	0	3	0	27	9.0	12	0	L
10/03	Colts	P	0	0	0.0	0	0	3	0	13	4.3	14	0	L
Went from Dolphins to Bears.														
10/10	at Raiders	P	3	69	23.0	32	0	2	1	38	19.0	21	0	W
10/17	Packers	P	3	83	27.7	30	0	2	0	11	5.5	11	0	L
10/24	at Buccaneers	P	0	0	0.0	0	0	2	0	13	6.5	13	0	L
2021 TOTALS			7-0	8	198	24.8	32	0	14	1	121	8.6	21	0
+ - Overtime														



KHALIL
HERBERT
(KAY-lee)

24

Ht: 5-9
DOB: 4/21/98 (23)
Bears Season: R
Acquired: D6a-21

Wt: 212
College: Virginia Tech
NFL Season: R

RUNNING BACK

PRO CAREER: Selected with the 217th overall pick in the sixth round of the 2021 NFL Draft ... Made his first career-start vs. the Packers in Week 6 and scored his first career touchdown on the Bears first drive, rushing for 1-yard with 6:45 left in the quarter.

2021 SEASON (Bears): Has played in every game of the 2021 season and owns two starts ... During his NFL debut he totaled 106 kickoff-returns yards at the Rams ... His longest kickoff return to date is from Week 1 (50 yards) ... Saw game action vs. the Bengals in Week 2 ... Registered 95 all-purpose yards in the Week 3 matchup vs. the Browns ... Had three carries for seven yards in the Week 4 win over the Lions and recorded a 33-yard kickoff return ... Led the team with a season-high 75 rushing yards in the Week 5 victory at the Raiders ... Made his first-career start vs. the Packers in Week 6 and rushed for 97 yards; he also recorded his first career touchdown on the Bears first drive of the game, rushing for 1-yard with 6:45 left in the first quarter ... Rushed for a season-high and team-high 100 yards in Week 7 at the Buccaneers, including a season-long 29-yard run in the first quarter.

TRANSACTIONS:

06/02/2021: Signed by the Bears/draft choice (four-year contract through 2024)

COLLEGE: Herbert played four seasons at Kansas from 2016-19 before playing last year at Virginia Tech ... in 46 career games, he rushed for 2,918 yards and 22 touchdowns on 475 carries and caught 34 passes for 297 yards and 1 TD ... in 2020, 5-9, 205-pounder played in 11 games for Virginia Tech, rushing for a career-high 1,183 yards and eight TDs on 155 carries and catching 10 passes for 179 yards and one TD ... became the first Hokie since 2015 to rush for 1,000 yards with his tally of 1,204 in 2020 ... earned Second Team All-ACC as an all-purpose performer and Third Team as a RB.

PERSONAL: Played at American Heritage HS leading the Patriots to a 9-2 mark and a district title as a senior after rushing 118 times for 861 yards with nine TDs as a senior ... earned First Team All-Broward County honors and was named Second Team All-Dade in 2015 ... named to the Miami Herald's Top-50 Players of Broward County list ... majored in business administration at Kansas and is enrolled in graduate courses at Virginia Tech.

KHALIL HERBERT'S NFL REGULAR SEASON RUSHING/RECEIVING STATISTICS

		RUSHING								RECEIVING				
DATE	TEAM	GP	GS	NO.	YDS.	AVG.	LG	TD		NO.	YDS.	AVG.	LG	TD
2021	Bears	7	2	58	279	4.8	29	1		7	48	6.9	20	0
NFL TOTALS		7	2	58	279	4.8	29	1		7	48	6.9	20	0

KHALIL HERBERT'S NFL REGULAR SEASON RETURN STATISTICS

		KICKOFF RETURNS					PUNT RETURNS					
DATE	TEAM	RET.	YDS.	AVG.	LG	TD	NO.	FC	YDS.	AVG.	LG	TD
2021	Bears	9	234	26.0	50	0	0	0	0	0.0	0	0
NFL TOTALS		9	234	26.0	50	0	0	0	0	0.0	0	0

SINGLE-GAME HIGHS: RUSHING/RECEIVING

Rush Attempts 19 vs. Green Bay Packers, Oct 17, 2021
Rushing Yards 100 at Tampa Bay Buccaneers, Oct 24, 2021
Longest Runs 29 at Tampa Bay Buccaneers, Oct 24, 2021
Rushing TDs 1 vs. Green Bay Packers, Oct 17, 2021
Receptions 5 at Tampa Bay Buccaneers, Oct 24, 2021
Receiving Yards 33 at Tampa Bay Buccaneers, Oct 24, 2021
Longest Receptions 20 at Tampa Bay Buccaneers, Oct 24, 2021
All-Purpose Yards 133 at Tampa Bay Buccaneers, Oct 24, 2021

Kickoff Returns 4 at Cleveland Browns, Sep 26, 2021
...1 more at 4.
Kickoff Return Yards 106 at Los Angeles Rams, Sep 12, 2021
Longest Kickoff Return 50 at Los Angeles Rams, Sep 12, 2021
Special Teams Tackles 1 vs. Detroit Lions, Oct 03, 2021
...1 more at 1.
Most TDs 1 vs. Green Bay Packers, Oct 17, 2021
Rushing Average 5.6 at Tampa Bay Buccaneers, Oct 24, 2021
Receiving Average 6.6 at Tampa Bay Buccaneers, Oct 24, 2021
Kickoff Return Average 26.5 at Los Angeles Rams, Sep 12, 2021

100-YARD RUSHING GAMES (1): REGULAR SEASON

DATE	TEAM	ATT.	YDS.	AVG.	LG	TD
10/24/21	at Buccaneers	18	100	5.6	29	0

2021 GAME-BY-GAME REGULAR-SEASON STATISTICS (BEARS)														
DATE	OPPONENT	P/S	RUSHING					RECEIVING					W/L	SCORE
			NO.	YDS.	AVG.	LG	TD	NO.	YDS.	AVG.	LG	TD		
09/12	at Rams	P	0	0	0.0	0	0	0	0	0.0	0	0	L	14-34
09/19	Bengals	P	0	0	0.0	0	0	0	0	0.0	0	0	W	20-17
09/26	at Browns	P	0	0	0.0	0	0	0	0	0.0	0	0	L	6-26
10/03	Lions	P	3	7	2.3	4	0	0	0	0.0	0	0	W	24-14
10/10	at Raiders	P	18	75	4.2	11	0	0	0	0.0	0	0	W	20-9
10/17	Packers	S	19	97	5.1	25	1	2	15	7.5	8	0	L	14-24
10/24	at Buccaneers	S	18	100	5.6	29	0	5	33	6.6	20	0	L	3-38
2021 TOTALS			7-2	58	279	4.8	29	1	7	48	6.9	20	0	3-4



AKEM HICKS

96

DEFENSIVE TACKLE

Ht: 6-4
DOB: 11/16/89 (31)
Bears Season: 6
Acquired: UFA-16 (NE)

Wt: 335
College: Regina
NFL Season: 10

PRO CAREER: In his sixth season with the Bears and 10th overall in 2021 ... earned his first career Pro Bowl selection in 2018 ... has started 106 of 134 games with 38.5 sacks, 70 TFLs, six forced fumbles and six fumble recoveries with the Saints (2012-15), Patriots (2015) and Bears (2016-21); also has played in six postseason games with four starts.

HONORS:

2019: Ranked No. 39 on NFL's Top 100 list

2018: Named to the Pro Bowl (DT); Brian Piccolo veteran award winner

2016: Named Week 13 NFC Defensive Player of the Week

2021 SEASON (Bears): Registered three tackles and 0.5 sacks in Week 1 vs. the Rams ... In the Week 2 win over the Bengals, he notched three tackles, including one TFL, 0.5 sack, and logged two QBH ... Logged three tackles, including one TFL, in Week 3 at the Browns ... Recorded 1.0 sack, dropping Packers QB Aaron Rodgers for a loss of 10 yards in Week 6 vs. the Packers.

2020 SEASON (Bears): Played in 15 games with 15 starts, missing the Week 12 game at the Packers with an injury ... recorded six tackles and two QBH in the Wild Card playoff game at the Saints ... had a team-high 21 QBHs on the season; recorded 3.5 sacks for minus-23.5 yards ... recorded 1.5 sacks in the Week 3 win at the Falcons, where he also had a career-high 5 QBHs; added 3 QBHs in the Week 15 win at Minnesota ... recorded 1.0 sack for minus-9 yards in the Week 1 win at Detroit; also had four tackles in that game with one QBH ... had his second sack of the season in the Week 2 win over the Giants to go along with three tackles ... season-high six tackles in Week 4 vs. the Colts, including one TFL and two QBH ... recovered a fumble and also added a TFL in the Week 6 win at the Panthers.

2019 SEASON (Bears): Started five games in which he played, recording 10 tackles, 1.0 sack, one fumble recovery and one TFL ... placed on Injured Reserve on 10/15 after suffering an elbow injury against the Raiders in London ... activated from Injured Reserve on 12/14 and recorded four tackles and two QBH in Week 15 at GB.

2018 SEASON (Bears): Named to his first Pro Bowl after starting 16 games and recording 55 tackles, 7.5 sacks, 12 tackles for loss, five pass breakups and three forced fumbles ... led team in tackles-for-loss and was second on the team in sacks ... recorded 1.0 sack and one FF in Week 1 at the Packers ... had another FF in a win at the Cardinals in Week 3 and another at the Dolphins in overtime inside Chicago's 1-yard line ... recorded a career-high five tackles for loss vs. MIN (11/18) on SNF ... notched 1.5 sacks in Week 17 at the Vikings ... scored on a one-yard touchdown run at NYG (12/2) and also had 1.0 sack in that game ... recorded another sack the very next week on SNF against the Rams ... recorded four tackles and one tackle for loss in Wild Card playoff game vs. PHI (1/6/19).

2017 SEASON (Bears): Started all 16 games, recording 54 tackles, 15 TFLs, 2 fumble recoveries and a career-high 8.5 sacks for a loss of 57 yards ... recorded 20 QBHs, the most by a Chicago Bear in single-season since the stat was tracked in 2006.

2016 SEASON (Bears): Started all 16 games at DE, setting a career-high in tackles (71), sacks (7), pass breakups (3) and forced fumbles (2), 5 TFLs and recovered 1 fumble ... only defensive player to start every game.

2015 SEASON (Saints/Patriots): Appeared in 16 games, making 3 starts with the Patriots and Saints ... posted 23 tackles, 3.0 sacks, 5 TFLs and 1 FR ... all 3 starts came with New Orleans, where he collected 2 assisted tackles ... in 13 games with New England, notched 21 tackles, 3 sacks, 5 TFLs and 1 FR ... saw action in 2 playoff games, posting 3 tackles and 1 TFL.

2014 SEASON (Saints): Started 14-of-15 games, posting 41 tackles, 2 sacks and 7 TFLs ... placed on Injured Reserve prior the season finale.

2013 SEASON (Saints): Started 16-of-16 games for the first time in his career ... posted then career-highs in tackles (56), sacks (4.5) and TFLs (8) ... 56 tackles were the most among the Saints defensive front ... started both of the Saints' postseason contests, notching 7 tackles and 0.5 sacks.

2012 SEASON (Saints): Appeared in 14 games with the Saints as a rookie, tallying 20 tackles, 1 pass breakup, 2 TFLs and 1 forced fumble.

TRANSACTIONS:

09/09/2017: Re-signed with the Bears (four-year extension through 2021)

03/13/2016: Signed/UFA with the Bears (two-year contract through 2017)

10/01/2015: Traded to New England Patriots

06/28/2012: Signed/draft choice with the Saints (four-year contract through 2015)

COLLEGE: Started all 16 games from 2010-11 at Regina in Canada, recording 76 tackles, 8 sacks, 4 forced fumbles and 13 TFLs ... attended LSU in 2009 but did not play ... at Sacramento City College from 2007-08, where he was an All-American as a sophomore, posted 65 tackles in 7 games.

PERSONAL: A native of Sacramento, Calif., Hicks was born in Elk Grove and attended Del Campo High School in Fair Oaks.

REGULAR SEASON COMPARISON: DEFENSIVE - SAN FRANCISCO 49ERS

TACKLES													MISC			
DATE	OPP	W/L	GP/GS	TOT	SOLO	ASST	SACK	YDS.	INT	TFL	PD	QBH	TD	FF	FR	FR
11/25/12	NO vs. SF	L	P	1	0	1	0.0	0.0	0	0	0	0	0	0	0	0
11/17/13	NO vs. SF	W	S	7	4	3	1.0	1.0	0	1	0	1	0	0	0	0
11/9/14	NO vs. SF	L	S	1	0	1	0.0	0.0	0	0	0	0	0	0	0	0
12/4/16	CHI vs. SF	W	S	10	8	2	2.0	7.0	0	2	0	2	0	1	0	0
12/3/17	CHI vs. SF	L	S	4	3	1	0.0	0.0	0	0	0	2	0	0	0	0
12/23/18	CHI @ SF	W	S	1	1	0	0.0	0.0	0	0	3	0	0	0	0	0
TOTALS		3/3	6/5	24	16	8	3.0	8.0	0	3	3	5	0	1	0	0

AKIEM HICKS' NFL REGULAR SEASON DEFENSIVE STATISTICS

			TACKLES									INTERCEPTIONS				O. FUMB				ST				MISC					
DATE	TEAM	GP	GS	TK	S	A	TFL	YDS	SK	YDS	QBH	NO	YDS	LG	TD	PD	FF	FR	TD	YDS	TK	S	A	FF	FR	S	A		
2012	Saints	14	0	20	10	10	2	0	0.0	0.0	4	0	0	0	0	1	1	0	0	0	0	0	0	0	0	0	0		
2013	Saints	16	16	56	29	27	8	32	4.5	27.5	5	0	0	0	0	0	0	0	0	0	0	0	0	0	0	0	0		
2014	Saints	15	14	41	27	14	7	25	2.0	16.0	7	0	0	0	0	0	0	0	0	0	0	0	0	0	0	0	0		
2015	Saints	3	3	2	0	2	0	0	0.0	0.0	0	0	0	0	0	0	0	0	0	0	0	0	0	0	0	0	0		
Went from New Orleans to New England.																													
2015	Patriots	13	0	21	9	12	5	13	3.0	12.0	7	0	0	0	0	0	1	1	0	0	0	0	0	0	0	0	0		
2015	TOTAL	16	3	23	9	14	5	13	3.0	12.0	7	0	0	0	0	0	1	1	0	0	0	0	0	0	0	0	0		
2016	Bears	16	16	54	36	18	11	54	7.0	49.0	17	0	0	0	0	2	2	1	0	0	0	0	0	0	0	0	0		
2017	Bears	16	16	54	39	15	15	67	8.5	57.0	20	0	0	0	0	0	0	2	0	0	0	0	0	0	0	0	0		
2018	Bears	16	16	55	41	14	12	48	7.5	65.5	16	0	0	0	0	5	3	0	0	0	0	0	0	0	0	0	0		
2019	Bears	5	5	10	10	0	1	8	1.0	8.0	5	0	0	0	0	0	0	0	0	0	0	0	0	0	0	0	0		
2020	Bears	15	15	49	30	19	7	26	3.5	23.5	21	0	0	0	0	1	0	1	0	4	0	0	0	0	0	0	0		
2021	Bears	5	5	11	7	4	2	11	1.5	14.5	5	0	0	0	0	0	0	0	0	0	0	0	0	0	0	0	0		
NFL TOTALS		134	106	373	238	135	70	284	38.5	273.0	107	0	0	0	0	9	6	6	1	4	0	0	0	0	0	0	0		

AKIEM HICKS' NFL POSTSEASON DEFENSIVE STATISTICS

		TACKLES										INTERCEPTIONS				O. FUMB				ST				MISC			
DATE	TEAM	GP	GS	TK	S	A	TFL	YDS	SK	YDS	QBH	NO	YDS	LG	TD	PD	FF	FR	TD	YDS	TK	S	A	FF	FR	S	A
2013	Saints	2	2	7	3	4	0	0	0.5	4.0	1	0	0	0	0	0	0	0	0	0	0	0	0	0	0	0	0
2015	Patriots	2	0	3	1	2	1	1	0.0	0.0	0	0	0	0	0	0	0	0	0	0	0	0	0	0	0	0	0
2018	Bears	1	1	4	3	1	1	1	0.0	0.0	1	0	0	0	0	0	0	0	0	0	0	0	0	0	0	0	0
2020	Bears	1	1	6	3	3	0	0	0.0	0.0	2	0	0	0	0	0	0	0	0	0	0	0	0	0	0	0	0
NFL TOTALS		6	4	20	10	10	2	2	0.5	4.0	4	0	0	0	0	0	0	0	0	0	0	0	0	0	0	0	0

SINGLE-GAME HIGHS: DEFENSIVE

Total Tackles	10 vs. San Francisco 49ers, Dec 04, 2016	Fumble Recoveries	1 at Carolina Panthers, Oct 18, 2020
Sacks	2.0 vs. Minnesota Vikings, Oct 09, 2017 ...4 more at 2.0.	Tackles For Loss	5 vs. Minnesota Vikings, Nov 18, 2018
Passes Defensed	3 at San Francisco 49ers, Dec 23, 2018	Longest Opponent's Fumble Return	4 at Carolina Panthers, Oct 18, 2020
Forced Fumbles	1 at Miami Dolphins, Oct 14, 2018 ...5 more at 1.		

SINGLE-GAME HIGHS - POSTSEASON: DEFENSIVE

Total Tackles	6 at New Orleans Saints, Jan 10, 2021	Tackles For Loss	1 vs. Philadelphia Eagles, Jan 06, 2019
Sacks	0.5 at Philadelphia Eagles, Jan 04, 2014		...1 more at 1.

2021 GAME-BY-GAME REGULAR-SEASON STATISTICS (BEARS)

TACKLES											INTERCEPTIONS				O. FUMB				ST				MISC							
DATE	OPPONENT	P/S	TK	S	A	SK	YDS	TFL	YDS	QBH	NO	YDS	LG	TD	PD	FF	FR	TD	YDS	TK	S	A	FF	FR	S	A	FF	FR	W/L	SCORE
09/12	at Rams	S	3	1	2	0.5	4.5	0	0	2	0	0	0	0	0	0	0	0	0	0	0	0	0	0	0	0	0	0	L	14-34
09/19	Bengals	S	4	3	1	0.0	0.0	0	0	2	0	0	0	0	0	0	0	0	0	0	0	0	0	0	0	0	0	0	W	20-17
09/26	at Browns	S	3	2	1	0.0	0.0	1	1	0	0	0	0	0	0	0	0	0	0	0	0	0	0	0	0	0	0	0	L	6-26
10/03	Lions	S	0	0	0	0.0	0.0	0	0	0	0	0	0	0	0	0	0	0	0	0	0	0	0	0	0	0	0	0	W	24-14
10/10	at Raiders		ON INACTIVE LIST																									W	20-9	
10/17	Packers	S	1	1	0	1.0	10.0	1	10	1	0	0	0	0	0	0	0	0	0	0	0	0	0	0	0	0	0	L	14-24	
10/24	at Buccaneers		ON INACTIVE LIST																									L	3-38	
2021 TOTALS		5-5	11	7	4	1.5	14.5	2	11	5	0	0	0	0	0	0	0	0	0	0	0	0	0	0	0	0	0	3-4		



JP
HOLTZ

81

TIGHT END

Ht: 6-3
DOB: 8/28/93 (28)
Bears Season: 3
Acquired: WFA-19 (WAS)

Wt: 246
College: Pittsburgh
NFL Season: 5

PRO CAREER: Has played in 36 career games with eight starts; has caught seven passes for 91 yards.

2021 SEASON (Bears): Has appeared in five games.

2020 SEASON (Bears): Played in all 16 games with one start; started and lined up at fullback in the Week 1 win at Detroit ... saw action as a reserve and on special teams in every other game this season; recorded four special teams tackles, including two vs. Detroit in Week 13.

2019 SEASON (Bears): Appeared in one game as a reserve for the Washington Redskins before being waived, then claimed by the Bears, inactive for Week 2 ... appeared in 14 games (seven starts) for the Bears, catching seven passes for 91 yards ... caught a season-high three passes for 56 yards, including a 30-yarder, in the Week 14 win over the Cowboys.

KEY TRANSACTIONS:

03/03/2021: Re-signed with the Bears (one-year contract)
09/11/2019: Acquired from waivers from Redskins
09/07/2019: Promoted to active roster from the practice squad
09/01/2019: Signed to Redskins practice squad
12/29/2018: Promoted to active roster from the practice squad
09/05/2018: Signed to Redskins practice squad
08/11/2018: Signed by Redskins
10/10/2017: Released from Browns practice squad
09/03/2017: Signed to Browns practice squad
01/02/2017: Signed by Browns
12/20/2016: Signed to Browns practice squad
05/05/2016: Signed by Browns

J.P. HOLTZ'S NFL REGULAR SEASON RUSHING/RECEIVING STATISTICS

DATE	TEAM	GP	GS	RECEIVING					RUSHING				
				NO.	YDS.	AVG.	LG	TD	NO.	YDS.	AVG.	LG	TD
2017	Browns	0	0	0	0	0.0	0	0	0	0	0.0	0	0
2018	Washington	0	0	0	0	0.0	0	0	0	0	0.0	0	0
2019	Washington	1	0	0	0	0.0	0	0	0	0	0.0	0	0
Went from Washington to Chicago.													
2019	Bears	14	7	7	91	13.0	30	0	0	0	0.0	0	0
2019	TOTAL	15	7	7	91	13.0	30	0	0	0	0.0	0	0
2020	Bears	16	1	0	0	0.0	0	0	0	0	0.0	0	0
2021	Bears	5	0	0	0	0.0	0	0	0	0	0.0	0	0
NFL TOTALS		36	8	7	91	13.0	30	0	0	0	0.0	0	0

J.P. HOLTZ'S NFL POSTSEASON RUSHING/RECEIVING STATISTICS

DATE	TEAM	GP	GS	RECEIVING					RUSHING				
				NO.	YDS.	AVG.	LG	TD	NO.	YDS.	AVG.	LG	TD
2020	Bears	1	0	0	0	0.0	0	0	0	0	0.0	0	0
NFL TOTALS		1	0	0	0	0.0	0	0	0	0	0.0	0	0

SINGLE-GAME HIGHS: RUSHING/RECEIVING

Receptions 3 vs. Dallas Cowboys, Dec 05, 2019
Receiving Yards 56 vs. Dallas Cowboys, Dec 05, 2019
Longest Receptions 30 vs. Dallas Cowboys, Dec 05, 2019
All-Purpose Yards 56 vs. Dallas Cowboys, Dec 05, 2019
Kickoff Returns 2 vs. Detroit Lions, Dec 06, 2020

Kickoff Return Yards 17 vs. Detroit Lions, Dec 06, 2020
Longest Kickoff Return ...1 more at 17.
Special Teams Tackles 17 at Green Bay Packers, Nov 29, 2020
Receiving Average 2 vs. Detroit Lions, Dec 06, 2020
 18.7 vs. Dallas Cowboys, Dec 05, 2019

2021 GAME-BY-GAME REGULAR-SEASON STATISTICS (BEARS)														
DATE	OPPONENT	P/S	RECEIVING					RUSHING					W/L	SCORE
			NO.	YDS.	AVG.	LG	TD	NO.	YDS.	AVG.	LG	TD		
09/12	at Rams	P	0	0	0.0	0	0	0	0	0.0	0	0	L	14-34
09/19	Bengals	P	0	0	0.0	0	0	0	0	0.0	0	0	W	20-17
09/26	at Browns	P	0	0	0.0	0	0	0	0	0.0	0	0	L	6-26
10/03	Lions	P	0	0	0.0	0	0	0	0	0.0	0	0	W	24-14
10/10	at Raiders							ON INACTIVE LIST					W	20-9
10/17	Packers							ON INACTIVE LIST					L	14-24
10/24	at Buccaneers	P	0	0	0.0	0	0	0	0	0.0	0	0	L	3-38
2021 TOTALS			5-0	0	0	0.0	0	0	0	0.0	0	0	3-4	



JESPER
HORSTED

87

TIGHT END

Ht: 6-4
DOB: 2/27/97 (24)
Bears Season: 3
Acquired: UDFA-19

Wt: 241
College: Princeton
NFL Season: 3

PRO CAREER: Has played in nine games with one start, catching nine passes for 89 yards and two touchdowns.

2021 SEASON (Bears): Has appeared in three games during the 2021 season ... Found the endzone on a two-yard touchdown pass from quarterback Justin Fields (his career-first) with 13:16 to go in the second quarter during the Week 5 win at the Raiders.

2020 SEASON (Bears): Spent the season on the practice squad.

2019 SEASON (Bears): Spent most of the season on practice squad before being promoted to active roster in Week 12 ... appeared in six games with one start (at Detroit), catching eight passes for 87 yards (10.9 avg) and one touchdown ... caught an 18-yard over-the-shoulder touchdown in his first career start at Detroit in Week 13 on Thanksgiving ... recorded a season-high four catches for 36 yards in Week 14 vs. the Cowboys.

TRANSACTIONS:

- 01/11/2021:** Signed to Reserve/Future contract by the Bears
- 11/20/2019:** Promoted to active roster from practice squad; spent 2020 season on Bears practice squad
- 09/01/2019:** Signed to Bears practice squad
- 05/13/2019:** Signed with Bears/UDFA; cut 8/31/19

COLLEGE: Set Princeton career records for receptions (196) and touchdown catches (28); no other Princeton player has even 20 career touchdown catches ... named a semifinalist for the William Campbell Scholar-Athlete Trophy ... earned first-team All-Ivy League honors in 2018 after catching 72 passes for 1,047 yards and 13 touchdowns for the highest-scoring offense in Ivy League history ... led Princeton to first perfect season since 1964 and second Ivy League title in three years ... led the Ivy League with 15 touchdowns scored (13 receiving, two rushing) ... earned unanimous first-team All-Ivy League honors in 2017 after breaking Princeton single-season receptions (92) and touchdown receptions (14) records; led the Ivy League in receptions, receiving yards (1226), and receiving TDs ... also played centerfield and served as leadoff hitter during Ivy League championship season for the baseball team in 2015.

PERSONAL: Played at Roseville Area High School in Shoreview, Minn. ... named the 2015 Minnesota High School Athlete of the Year by the St. Paul Pioneer Press ... holds Minnesota state record for single-game receptions (19 for 293 yards), which he set in the 2013 state playoffs.

JESPER HORSTED'S NFL REGULAR SEASON RUSHING/RECEIVING STATISTICS													
DATE	TEAM	RECEIVING								RUSHING			
		GP	GS	NO.	YDS.	AVG.	LG	TD	NO.	YDS.	AVG.	LG	TD
2019	Bears	6	1	8	87	10.9	20	1	0	0	0.0	0	0
2020	Bears	0	0	0	0	0.0	0	0	0	0	0.0	0	0
2021	Bears	3	0	1	2	2.0	2t	1	0	0	0.0	0	0
NFL TOTALS		9	1	9	89	9.9	20	2	0	0	0.0	0	0

JESPER HORSTED'S NFL POSTSEASON RUSHING/RECEIVING STATISTICS													
DATE	TEAM	RECEIVING								RUSHING			
		GP	GS	NO.	YDS.	AVG.	LG	TD	NO.	YDS.	AVG.	LG	TD
2020	Bears	0	0	0	0	0.0	0	0	0	0	0.0	0	0
NFL TOTALS		0	0	0	0	0.0	0	0	0	0	0.0	0	0

SINGLE-GAME HIGHS: RECEIVING

- Receptions
- Receiving Yards
- Longest Receptions
- Receiving TDs
- 4 vs. Dallas Cowboys, Dec 05, 2019
- 36 vs. Dallas Cowboys, Dec 05, 2019
- 20 vs. Kansas City Chiefs, Dec 22, 2019
- 1 at Detroit Lions, Nov 28, 2019

- All-Purpose Yards
- Special Teams Tackles
- Most TDs

Receiving Average

- 36 vs. Dallas Cowboys, Dec 05, 2019
- 1 vs. New York Giants, Nov 24, 2019
- 1 at Las Vegas Raiders, Oct 10, 2021
- ...1 more at 1.
- 9.0 vs. Dallas Cowboys, Dec 05, 2019

2021 GAME-BY-GAME REGULAR-SEASON STATISTICS (BEARS)														
DATE	OPPONENT	P/S	RECEIVING					RUSHING					W/L	SCORE
			NO.	YDS.	AVG.	LG	TD	NO.	YDS.	AVG.	LG	TD		
09/12	at Rams							ON INACTIVE LIST					L	14-34
09/19	Bengals							ON INACTIVE LIST					W	20-17
09/26	at Browns							ON INACTIVE LIST					L	6-26
10/03	Lions							ON INACTIVE LIST					W	24-14
10/10	at Raiders	P	1	2	2.0	2t	1	0	0	0.0	0	0	W	20-9
10/17	Packers	P	0	0	0.0	0	0	0	0	0.0	0	0	L	14-24
10/24	at Buccaneers	P	0	0	0.0	0	0	0	0	0.0	0	0	L	3-38
2021 TOTALS			3-0	1	2	2.0	2T	1	0	0	0.0	0	0	3-4



DEANDRE
HOUSTON-CARSON

36

DEFENSIVE BACK

Ht: 6-0
DOB: 4/13/93 (28)
Bears Season: 6
Acquired: D6-16

Wt: 202
College: William & Mary
NFL Season: 6

PRO CAREER: Entered his sixth season in the NFL in 2021; has appeared in 71 career games with one start for the Bears, including two postseason contests ... has 31 tackles, 33 special teams tackles, two interceptions, two forced fumbles and three fumble recoveries in his career.

2021 SEASON (Bears): Has played in every game of the 2021 season, including one start ... Currently has 20 tackles (12 solo) on the season ... Picked off Raiders quarterback Derek Carr in the third quarter to record his second career interception; he also recorded a tackle and one PD in the Week 5 victory ... Recorded a career-high 11 tackles along with one pass defended and one fumble recovery during his first career start at Tampa Bay in Week 7.

2020 SEASON (Bears): Played in all 16 games on special teams and as a reserve in the defensive backfield; recorded eight tackles on defense and eight on special teams ... recovered a fumble on punt coverage deep in Packers territory in Week 17, leading to a Bears field goal ... recorded his first career INT late in the fourth quarter to seal the Week 6 victory at Carolina ... broke up a Tom Brady pass on the game's final play to help secure the Week 5 win over the Buccaneers; also had two tackles.

2019 SEASON (Bears): Appeared in 16 games as a reserve and on special teams, recording six special teams tackles.

2018 SEASON (Bears): Appeared in 13 games as a reserve, recording four tackles and adds six tackles and one fumble recovery on special teams ... recorded one special team tackle in Wild Card playoff game vs. Philadelphia (1/6/19).

2017 SEASON (Bears): Appeared in 11 games after being promoted from practice squad on 9/19; inactive for games 11-13 ... Recorded 10 special teams tackles.

2016 SEASON (Bears): Appeared in 8 games (Games 1-5, 8, 12 & 16) on special teams as a rookie and added 2 special teams tackles.

TRANSACTIONS:
03/31/2020: Re-signed with the Bears/UFA (one-year contract through 2020)
03/29/2019: Re-signed with Bears/UFA (one-year contract through 2019)
09/19/2017: Promoted to active roster from the practice squad
09/03/2017: Signed to Bears practice squad
09/02/2017: Released by the Bears
05/09/2016: Signed/draft choice with Bears (four-year contract through 2019)

COLLEGE: Started every game he appeared in (45) over four seasons at William & Mary (2012-15) ... finished his career with 293 tackles, 11.5 TFLs, 34 pass breakups, 1 forced fumble, 2 fumble recoveries and 2 sacks; also tallied 10 interceptions with 1 returned for a touchdown and on special teams, notched 9 blocked kicks and 4 punt returns for 11 yards ... following his senior season, became the third player in the program's history to earn consensus first-team All-America honors and was named Colonial Athletic Association co-Defensive Player of the Year ... transitioned from corner to safety prior to the start of the 2015 season ... started all 13 contests, notching a team-high 109 tackles, 4 interceptions (tied for 2nd in the CAA), 4.5 TFLs, 7 pass breakups, 1 forced fumbles and 1 sack as a senior ... became the third player in school history to earn consensus first-team All-America honors (AP, AFCA, STATS, WCFF and College Sporting News) ... named Colonial Athletic Association co-Defensive Player of the Year and VaSID State Defensive Player of the Year.

PERSONAL: Three-time letterwinner as a running back, wide receiver and defensive back at Massaponax High School (Spotsylvania, Va.) ... garnered all-area accolades from the Free Lance-Star as a senior ... named his school's Offensive Player of the Year; rushed for more than 1,000 yards with 17 total touchdowns (11 rushing, 6 receiving) during senior season ... earned three letters in basketball as a guard and one letter in track.

DEANDRE HOUSTON-CARSON'S NFL REGULAR SEASON DEFENSIVE STATISTICS																											
		TACKLES										INTERCEPTIONS					O. FUMB.					ST					MISC
DATE	TEAM	GP	GS	TK	S	A	TFL	YDS	SK	YDS	QBH	NO	YDS	LG	TD	PD	FF	FR	TD	YDS	TK	S	A	FF	FR	S	A
2016	Bears	8	0	0	0	0	0	0.0	0.0	0.0	0	0	0	0	0	0	0	0	0	0	2	0	2	0	0	0	0
2017	Bears	11	0	0	0	0	0	0.0	0.0	0.0	0	0	0	0	0	0	0	0	0	0	10	10	0	2	0	0	0
2018	Bears	13	0	4	4	0	0	0.0	0.0	0.0	1	0	0	0	0	0	0	0	0	0	6	4	2	0	1	0	0
2019	Bears	16	0	0	0	0	0	0.0	0.0	0.0	0	0	0	0	0	0	0	0	0	0	6	3	3	0	0	0	0
2020	Bears	16	0	7	6	1	0	0.0	0.0	0.0	0	1	0	0	0	3	0	0	0	0	8	6	2	0	1	0	0
2021	Bears	7	1	20	12	8	0	0.0	0.0	0.0	0	1	0	0	0	2	0	1	0	0	1	1	0	0	0	0	0
NFL TOTALS		71	1	31	22	9	0	0.0	0.0	0.0	1	2	0	0	0	5	0	1	0	0	33	24	9	2	2	0	0

SINGLE-GAME HIGHS: DEFENSIVE

Total Tackles 11 at Tampa Bay Buccaneers, Oct 24, 2021
Passes Defensed 1 at Tampa Bay Buccaneers, Oct 24, 2021
...4 more at 1.
Fumble Recoveries 1 at Tampa Bay Buccaneers, Oct 24, 2021
Interceptions 1 at Las Vegas Raiders, Oct 10, 2021
...1 more at 1.

Special Teams Tackles 3 vs. Detroit Lions, Nov 10, 2019
...3 more at 3.
Special Teams Forced Fumbles 1 vs. Cleveland Browns, Dec 24, 2017
...1 more at 1.
Special Teams Fumble Recoveries 1 vs. Green Bay Packers, Jan 03, 2021
...1 more at 1.

2021 GAME-BY-GAME REGULAR-SEASON STATISTICS (BEARS)																												
			TACKLES								INTERCEPTIONS				O. FUMB				ST				MISC					
DATE	OPPONENT	P/S	TK	S	A	SK	YDS	TFL	YDS	QBH	NO	YDS	LG	TD	PD	FF	FR	TD	YDS	TK	S	A	FF	FR	S	A	W/L	SCORE
09/12	at Rams	P	0	0	0	0.0	0.0	0	0	0	0	0	0	0	0	0	0	0	0	0	0	0	0	0	0	0	L	14-34
09/19	Bengals	P	2	1	1	0.0	0.0	0	0	0	0	0	0	0	0	0	0	0	0	1	1	0	0	0	0	0	W	20-17
09/26	at Browns	P	3	2	1	0.0	0.0	0	0	0	0	0	0	0	0	0	0	0	0	0	0	0	0	0	0	0	L	6-26
10/03	Lions	P	1	1	0	0.0	0.0	0	0	0	0	0	0	0	0	0	0	0	0	0	0	0	0	0	0	0	W	24-14
10/10	at Raiders	P	1	1	0	0.0	0.0	0	0	0	1	0	0	0	1	0	0	0	0	0	0	0	0	0	0	0	W	20-9
10/17	Packers	P	2	0	2	0.0	0.0	0	0	0	0	0	0	0	0	0	0	0	0	0	0	0	0	0	0	0	L	14-24
10/24	at Buccaneers	S	11	7	4	0.0	0.0	0	0	0	0	0	0	0	1	0	1	0	0	0	0	0	0	0	0	0	L	3-38
2021 TOTALS			7-1	20	12	8	0.0	0.0	0	0	0	1	0	0	2	0	1	0	0	1	1	0	0	0	0	0	0	3-4



JOEL IYIEGBUNIWE
(jo-EL ee-yay-boo-NEE-way)

45

Ht: 6-1
DOB: 10/12/95 (26)
Bears Season: 4
Acquired: D4-18

Wt: 235
College: Western Kentucky
NFL Season: 4

LINEBACKER

PRO CAREER: Entering his fourth season with the Bears in 2021 ... has appeared in 51 games over three-plus seasons with the Bears, primarily on special teams; has 21 special teams tackles to his credit.

2021 SEASON (Bears): Has played in four games during the 2021 season.

2020 SEASON (Bears): Played in every game for the Bears as a reserve ILB and also primarily on special teams ... career-high two special teams tackles in Week 7 at the Rams ... added another two tackles on special teams in Week 13 vs. the Lions.

2019 SEASON (Bears): Appeared in 15 games, making four STTs ... inactive for Week 5 at Oakland.

2018 SEASON (Bears): Appeared in 16 games as a reserve, making three tackles, one tackle for loss and five tackles on special teams ... appeared in Wild Card playoff game as a reserve.

TRANSACTIONS:

05/10/2018: Signed/draft choice by Bears (four-year contract through 2021)

COLLEGE: Appeared in 44 games (27 starts) at Western Kentucky, recording 201 tackles, 22.5 TFLs, 5.5 sacks, 4 pass breakups, 3 forced fumbles and 1 fumble recovery ... named First Team All-CUSA in 2017.

PERSONAL: Played at South Warren High School in Bowling Green, Ky. ... was the No. 12 prospect in the Bluegrass by 247Sports.com.

JOEL IYIEGBUNIWE'S NFL REGULAR SEASON DEFENSIVE STATISTICS

DATE	TEAM	GP	TACKLES										INTERCEPTIONS					O. FUMB					ST					MISC	
			GS	TK	S	A	TFL	YDS	SK	YDS	QBH	NO	YDS	LG	TD	PD	FF	FR	TD	YDS	TK	S	A	FF	FR	S	A		
2018	Bears	16	0	3	3	0	1	6	0.0	0.0	0	0	0	0	0	0	0	0	0	0	6	6	0	0	0	0	0	0	0
2019	Bears	15	0	0	0	0	0	0	0.0	0.0	0	0	0	0	0	0	0	0	0	0	4	3	1	0	0	0	0	0	0
2020	Bears	16	0	2	2	0	0	0	0.0	0.0	0	0	0	0	0	0	0	0	0	0	10	7	3	0	0	0	0	0	0
2021	Bears	4	0	0	0	0	0	0	0.0	0.0	0	0	0	0	0	0	0	0	0	0	1	1	0	0	0	0	0	0	0
NFL TOTALS		51	0	5	5	0	1	6	0.0	0.0	0	0	0	0	0	0	0	0	0	0	21	17	4	0	0	0	0	0	0

JOEL IYIEGBUNIWE'S NFL POSTSEASON DEFENSIVE STATISTICS

				TACKLES								INTERCEPTIONS					O. FUMB				ST				MISC		
DATE	TEAM	GP	GS	TK	S	A	TFL	YDS	SK	YDS	QBH	NO	YDS	LG	TD	PD	FF	FR	TD	YDS	TK	S	A	FF	FR	S	A
2018	Bears	1	0	0	0	0	0	0.0	0.0	0	0	0	0	0	0	0	0	0	0	0	0	0	0	0	0	0	0
2020	Bears	1	0	1	1	0	1	2	0.0	0.0	0	0	0	0	0	0	0	0	0	0	0	0	0	0	0	0	0
NFL TOTALS		2	0	1	1	0	1	2	0.0	0.0	0	0	0	0	0	0	0	0	0	0	0	0	0	0	0	0	0

SINGLE-GAME HIGHS: DEFENSIVE

Total Tackles
Tackles For Loss

2 at Buffalo Bills, Nov 04, 2018
1 at Buffalo Bills, Nov 04, 2018

Special Teams Tackles

2 vs. Detroit Lions, Dec 06, 2020
...2 more at 2.

SINGLE-GAME HIGHS - POSTSEASON: DEFENSIVE

Total Tackles


1 at New Orleans Saints, Jan 10, 2021

Tackles For Loss

1 at New Orleans Saints, Jan 10, 2021

2021 GAME-BY-GAME REGULAR-SEASON STATISTICS (BEARS)

DATE	OPPONENT	P/S	TACKLES										INTERCEPTIONS					O. FUMB					ST					MISC	
			TK	S	A	SK	YDS	TFL	YDS	QBH	NO	YDS	LG	TD	PD	FF	FR	TD	YDS	TK	S	A	FF	FR	S	A	W/L		
09/12	at Rams										ON INACTIVE LIST																L	14-34	
09/19	Bengals	P	0	0	0	0	0	0	0	0	0	0	0	0	0	0	0	0	0	0	0	0	0	0	0	0	W	20-17	
09/26	at Browns	P	0	0	0	0	0	0	0	0	0	0	0	0	0	0	0	0	0	1	1	0	0	0	0	0	L	6-26	
10/03	Lions										ON INACTIVE LIST																W	24-14	
10/10	at Raiders										ON INACTIVE LIST																W	20-9	
10/17	Packers	P	0	0	0	0	0	0	0	0	0	0	0	0	0	0	0	0	0	0	0	0	0	0	0	0	L	14-24	
10/24	at Buccaneers	P	0	0	0	0	0	0	0	0	0	0	0	0	0	0	0	0	0	0	0	0	0	0	0	0	L	3-38	
2021 TOTALS		4-0	0	0	0	0	0	0	0	0	0	0	0	0	0	0	0	0	0	1	1	0	0	0	0	0	3-4		


**EDDIE
JACKSON**
4

Ht: 6-0
DOB: 12/10/93 (27)
Bears Season: 5
Acquired: D4a-17

Wt: 206
College: Alabama
NFL Season: 5

DEFENSIVE BACK

 Q Q
18 19

PRO CAREER: Two-time Pro Bowl selection (2018, 2019) ... has started all 69 games in which he has played in his career, missing just two games in 2018 ... has six defensive touchdowns in his career, the second most in the NFL since he entered the league in 2017; the first two came in the same game vs. CAR (10/22/17), a 75-yard fumble return and a 76-yard interception return; his third score was a 65-yard fumble return at BUF (11/4/18); fourth was a 27-yard interception return vs. MIN (11/18/18); the fifth was the very next week, a 41-yard interception return at DET on Thanksgiving (11/22/18); the sixth was an 8-yard fumble return at the LAR (10/26/20) ... owns 31 passes defended, six fumble recoveries (three returned for TDs), 10 interceptions (three returned for TDs) and eight FF ... his 76-yard INT and 75-yard fumble recovery for touchdowns vs. CAR (10/22/17) made him the first player in NFL history to return both a fumble recovery and interceptions 75+ yard touchdowns in the same game; also made him the first rookie in NFL history with multiple 75+ yard defensive touchdowns in the same game ... since 1970, he is the only other player with 3+ defensive touchdowns of 65+ yards in a 2-season span is Deion Sanders (3 in 1994).

HONORS:

2019: Pro Bowl Selection; ranked No. 30 on NFL's Top 100

2018: Pro Bowl, AP All-Pro, Sporting News All-Pro, PFWA All-NFL, NFC Defensive Player of the Week (Week 12 at DET), NFC Defensive Player of the Month (November)

2017: NFC Defensive Player of the Week (Week 7 vs. CAR)

2021 SEASON (Bears): Has started in all seven games, recording 40 tackles, one TFL and one FF ... Recorded his eighth career forced fumble in the Week 2 home-opener win over the Bengals ... Notched six tackles (four solo) in Week 3 vs. the Browns ... Recorded eight tackles (six solo) in Week 6 vs. the Packers ... Logged a season-high 11 total tackles vs. the Buccaneers, which also matches his career high (11/3/19, at PHI); he also surpassed 300 career tackles in the third quarter.

2020 SEASON (Bears): Started all 16 games, recording 82 tackles, one TFL, three FF and five PD ... recorded a scoop-and-score touchdown on an 8-yard fumble return in Week 7 at the Rams, the sixth touchdown of his career and the third FR for touchdown; also had a season-high nine tackles ... recorded six tackles, including five solo, in the Week 1 win at Detroit; deflected a Matthew Stafford pass late in the fourth quarter that led to a Kyle Fuller interception, setting up Chicago's game-winning drive in the final minutes ... eight tackles (seven solo) in the win over the Giants in Week 2; had a pick-6 called back due to penalty ... forced a fumble in the Week 6 win at the Panthers; had another pick-6 called back due to penalty ... tallied seven tackles and forced a fumble in Week 10 vs. Minnesota ... recorded six solo tackles in the Wild Card playoff game at the Saints.

2019 SEASON (Bears): Pro Bowl selection for the second straight year ... started all 16 games, recording 60 tackles, five passes defended, two interceptions, one forced fumble, one fumble recovery, one sack and five TFLs ... tied his career-high with 10 tackles at Denver (9/15) before besting that with 11 tackles at PHI (11/3) ... recorded game-clinching interceptions in Week 13 at Detroit and in Week 17 at Minnesota.

2018 SEASON (Bears): Selected to his first Pro Bowl and named to the *Associated Press* All-Pro team after finishing fourth in the NFL with six interceptions ... started 14 games (inactive Games 15-16), recording 51 tackles, 14 pass defenses, six interceptions (two returned for a TD), one sack, one tackle for loss, two forced fumbles and one fumble recovery (returned for a TD) ... 65-yard fumble recovery for a touchdown at BUF was his second career fumble recovery for a touchdown ... recorded first career sack vs. Seattle (9/17) ... active, but did not play in Wild Card playoff game vs. Philadelphia (1/6/19).

2017 SEASON (Bears): Started all 16 games as a rookie, recording 70 tackles, 6 pass defenses, 3 fumble recoveries (1 returned for TD), 2 interceptions (1 returned for TD), 1 FF and 1 TFL ... Jackson's 76-yard INT and 75-yard fumble recovery for touchdowns vs. CAR (10/22) made him the first player in NFL history to return both a fumble recovery and an INT 75+ yard TDs in the same game; also made him the first rookie in NFL history with multiple 75+ yard defensive touchdowns in the same game ... his 75-yard fumble recovery was 3rd-longest in Bears history ... Week 7 performance earned him NFC Defensive Player of the Week Honors ... recorded multiple tackles in 13 of 16 games.

TRANSACTIONS:

01/03/2020: Re-signed by Bears (four-year extension through 2024)

05/15/2017: Signed/draft choice by Bears (four-year contract through 2020)

COLLEGE: Started 38-of-41 career contests at Alabama, posting 130 tackles, 8.5 TFLs, 14 pass breakups, and 9 interceptions (3 returned for touchdowns) ... earned second team All-SEC as a senior and first team All-SEC and second-team All-America as a junior ... owns the Alabama record for career interception return yards with 303 on 9 interceptions ... as a senior he was selected as one of the Crimson Tide's permanent team captains for the 2016 season ... earned second team All-SEC honors from the conference coaches, despite playing in only eight games ... suffered a season-ending leg injury against Texas A&M as a senior ... as a junior, made the transition to safety in the spring of 2015 and excelled in his new role; selected to the All-SEC First Team by the conference coaches in 2015; led SEC in INTs (6) that season ... one of 16 semifinalists for the Jim Thorpe Award, presented annually to the nation's top defensive back, in 2015.

PERSONAL: Played at Boyd Anderson High School in Lauderdale Lakes, Florida under coach Wayne Blair ... ESPN listed him as No. 54 wide receiver; caught 37 passes for 792 yards and touchdowns on the offensive side of the ball as a senior in 2012; added five INTs, 66 tackles and one forced fumble on defense; returned two interceptions for touchdowns.

REGULAR SEASON COMPARISON: DEFENSIVE - SAN FRANCISCO 49ERS

TACKLES														MISC			
DATE	OPP	W/L	GP/GS	TOT	SOLO	ASST	SACK	YDS.	INT	TFL	PD	QBH	TD	FF	FR		
12/3/17	CHI vs. SF	L	S	5	4	1	0.0	0.0	0	0	0	0	0	0	0	0	0
TOTALS		0/1	1/1	5	4	1	0.0	0.0	0	0	0	0	0	0	0	0	0

EDDIE JACKSON'S NFL REGULAR SEASON DEFENSIVE STATISTICS

				TACKLES								INTERCEPTIONS				O. FUMB				ST				MISC			
DATE	TEAM	GP	GS	TK	S	A	TFL	YDS	SK	YDS	QBH	NO	YDS	LG	TD	PD	FF	FR	TD	YDS	TK	S	A	FF	FR	S	A
2017	Bears	16	16	70	53	17	1	1	0.0	0.0	0	2	82	76T	1	6	1	3	1	75	3	2	1	0	0	0	0
2018	Bears	14	14	51	41	10	2	3	1.0	2.0	1	6	81	41t	2	15	2	1	1	65	0	0	0	0	0	0	0
2019	Bears	16	16	60	51	9	5	16	1.0	1.0	0	2	18	14	0	5	1	1	0	3	0	0	0	0	0	0	0
2020	Bears	16	16	82	63	19	1	0	0.0	0.0	0	0	0	0	0	5	3	1	1	8	0	0	0	0	0	0	0
2021	Bears	7	7	40	26	14	1	1	0.0	0.0	0	0	0	0	0	0	0	0	0	0	0	0	0	0	0	0	0
NFL TOTALS		69	69	303	234	69	10	21	2.0	3.0	1	10	181	76T	3	31	8	6	3	151	3	2	1	0	0	0	0

EDDIE JACKSON'S NFL POSTSEASON DEFENSIVE STATISTICS

TACKLES														INTERCEPTIONS				O. FUMB				ST				MISC			
DATE	TEAM	GP	GS	TK	S	A	TFL	YDS	SK	YDS	QBH	NO	YDS	LG	TD	PD	FF	FR	TD	YDS	TK	S	A	FF	FR	S	A		
2018	Bears	0	0	0	0	0	0	0	0.0	0.0	0	0	0	0	0	0	0	0	0	0	0	0	0	0	0	0	0	0	0
2020	Bears	1	1	6	6	0	0	0	0.0	0.0	0	0	0	0	0	0	0	0	0	0	0	0	0	0	0	0	0	0	0
NFL TOTALS		1	1	6	6	0	0	0	0.0	0.0	0	0	0	0	0	0	0	0	0	0	0	0	0	0	0	0	0	0	0

SINGLE-GAME HIGHS: DEFENSIVE

Total Tackles	11 at Tampa Bay Buccaneers, Oct 24, 2021 ...1 more at 11.	Tackles For Loss	2 at Los Angeles Rams, Nov 17, 2019
Sacks	1.0 vs. Dallas Cowboys, Dec 05, 2019 ...1 more at 1.0.	Interceptions	1 at Minnesota Vikings, Dec 29, 2019 ...9 more at 1.
Passes Defensed	3 vs. Los Angeles Rams, Dec 09, 2018	Interception Return Yards	76 vs. Carolina Panthers, Oct 22, 2017
Forced Fumbles	1 vs. Cincinnati Bengals, Sep 19, 2021 ...7 more at 1.	Special Teams Tackles	1 at Minnesota Vikings, Dec 31, 2017 ...2 more at 1.
Fumble Recoveries	1 at Los Angeles Rams, Oct 26, 2020 ...5 more at 1.	Longest Opponent's Fumble Return	75 vs. Carolina Panthers, Oct 22, 2017

SINGLE-GAME HIGHS - POSTSEASON: DEFENSIVE

Total Tackles	6 at New Orleans Saints, Jan 10, 2021
---------------	---------------------------------------

SINGLE-GAME HIGHS: RUSHING/RECEIVING

All-Purpose Yards	151 vs. Carolina Panthers, Oct 22, 2017	Punt Returns	2 at Baltimore Ravens, Oct 15, 2017
Fair Catches	1 vs. Minnesota Vikings, Oct 09, 2017	Special Teams Tackles	1 at Minnesota Vikings, Dec 31, 2017 ...2 more at 1.
Punt Return Yards	6 at Baltimore Ravens, Oct 15, 2017	Most TDs	2 vs. Carolina Panthers, Oct 22, 2017
Longest Punt Return	7 at Baltimore Ravens, Oct 15, 2017		

2021 GAME-BY-GAME REGULAR-SEASON STATISTICS (BEARS)

TACKLES											INTERCEPTIONS				O. FUMB				ST				MISC						
DATE	OPPONENT	P/S	TK	S	A	SK	YDS	TFL	YDS	QBH	NO	YDS	LG	TD	PD	FF	FR	TD	YDS	TK	S	A	FF	FR	S	A	W/L	SCORE	
09/12	at Rams	S	5	5	0	0	0.0	0.0	0	0	0	0	0	0	0	0	0	0	0	0	0	0	0	0	0	0	L	14-34	
09/19	Bengals	S	4	3	1	0.0	0.0	0	1	0	0	0	0	0	0	1	0	0	0	0	0	0	0	0	0	0	W	20-17	
09/26	at Browns	S	6	4	2	0.0	0.0	0	0	0	0	0	0	0	0	0	0	0	0	0	0	0	0	0	0	0	L	6-26	
10/03	Lions	S	2	2	0	0.0	0.0	0	0	0	0	0	0	0	0	0	0	0	0	0	0	0	0	0	0	0	W	24-14	
10/10	at Raiders	S	4	2	2	0.0	0.0	0	0	0	0	0	0	0	0	0	0	0	0	0	0	0	0	0	0	0	W	20-9	
10/17	Packers	S	8	6	2	0.0	0.0	0	0	0	0	0	0	0	0	0	0	0	0	0	0	0	0	0	0	0	L	14-24	
10/24	at Buccaneers	S	11	4	7	0.0	0.0	0	0	0	0	0	0	0	0	0	0	0	0	0	0	0	0	0	0	0	L	3-38	
2021 TOTALS			7-7	40	26	14	0.0	0.0	1	1	0	0	0	0	0	0	1	0	0	0	0	0	0	0	0	0	0	3-4	


**JESSE
JAMES**
18
TIGHT END

Ht: 6-7
DOB: 6/4/94 (27)
Bears Season: 1
Acquired: UFA-21 (DET)

Wt: 251
College: Penn State
NFL Season:

PRO CAREER: Has appeared in 94 games (57 starts) and has 153 receptions for 1,480 yards and 11 touchdowns ... in 2019, caught 16 passes for 142 yards (8.9 avg.) in his debut season with the Lions ... one of five tight ends in the NFL to average at least 14.0 yards per catch on 30+ receptions in 2018 ... left Pittsburgh ranked sixth in receptions (120), seventh in touchdowns (nine) and eighth in receiving yards (1,189) among all-time Steelers tight ends.

2021 SEASON (Bears): Has appeared in every game of the 2021 season ... Recorded a season-high three receptions for 20 yards in Week 7 at the Buccaneers.

2020 SEASON (Lions): Appeared in 16 games (seven starts), recording 14 receptions for 192 yards (9.2 avg.) and two touchdowns ... recorded three receptions for 28 yards and a touchdown in Week 3 at Arizona (9/27) ... scored a touchdown on his only reception of the game in Week 13 at Chicago (12/6).

2019 SEASON (Lions): Appeared in 16 games (11 starts) and hauled in 16 passes for 142 yards (8.9 avg.) in his first season with the team ... caught one pass for 15 yards (15.0 avg.) in Week 1 at Arizona (9/8) ... caught a game-clinching seven-yard pass for a first down with :53 left in the fourth quarter in Week 2 against the Los Angeles Chargers (9/15) ... recorded a critical third down conversion catch (seven yards) during the third-quarter touchdown drive in Week 12 at Washington (11/24).

2018 SEASON (Steelers): Appeared in 16 games (seven starts) and totaled 30 receptions for a career-high 423 yards (14.1 avg.) and two touchdowns ... was one of five tight ends in the NFL to average at least 14.0 yards per reception on 30-plus receptions ... caught five passes for a career-high 138 yards (27.6 avg.) and one touchdown vs. Kansas City in Week 2. This marked his first-career 100-yard performance ... hauled in a career-long 51-yard pass at Baltimore in Week 9.

2017 SEASON (Steelers): Played in 16 games (14 starts) and recorded 43 receptions for 372 yards (8.7 avg.) and three touchdowns ... produced his first-career multi-touchdown game in Week 1 at Cleveland ... registered a career-high 10 receptions for 97 yards in Week 14 vs. Baltimore.

2016 SEASON (Steelers): Appeared in 16 games (13 starts) and posted 39 receptions for 338 yards (8.7 avg.) and three touchdowns ... caught six passes for 43 yards (7.2 avg.) and one touchdown vs. the New York Jets in Week 5 ... finished the postseason with 11 receptions for 137 yards (12.5 avg.), including five catches for 83 yards (16.6 avg.) vs. Kansas City in the Divisional Round.

2015 SEASON (Steelers): Played in eight games (two starts) as a rookie and logged eight receptions for 56 yards (7.0 avg.) and one touchdown ... caught a four-yard touchdown in his NFL debut vs. Oakland in Week 9.

KEY TRANSACTIONS:

07/27/21: Signed by the Bears/UFA (one-year contract)

03/14/19: Signed by the Lions/UFA (four-year contract)

05/14/15: Signed by the Steelers/draft choice (four-year contract though 2019)

COLLEGE: Played three seasons at Penn State (2012-14), appearing in 33 games (31 starts) and totaling 78 receptions for 1,005 yards (12.8 avg.) and 11 touchdowns. His 11 career touchdown catches are the most by a tight end in Penn State history, which broke a tie with College Football Hall of Famer Ted Kwalick. He was a first-team All-Big Ten selection in 2014.

PERSONAL: Attended and played at South Allegheny High School in McKeesport, Pa., where he was a two-time second-team all-state selection.

JESSE JAMES' NFL REGULAR SEASON RUSHING/RECEIVING STATISTICS

DATE	TEAM	RECEIVING							RUSHING				
		GP	GS	NO.	YDS.	AVG.	LG	TD	NO.	YDS.	AVG.	LG	TD
2015	Steelers	8	2	8	56	7.0	20	1	0	0	0.0	0	0
2016	Steelers	16	13	39	338	8.7	24	3	0	0	0.0	0	0
2017	Steelers	16	14	43	372	8.7	32	3	0	0	0.0	0	0
2018	Steelers	16	7	30	423	14.1	51	2	0	0	0.0	0	0
2019	Lions	16	11	16	142	8.9	23	0	0	0	0.0	0	0
2020	Lions	16	7	14	129	9.2	31	2	0	0	0.0	0	0
2021	Bears	6	3	3	20	6.7	8	0	0	0	0.0	0	0
NFL TOTALS		94	57	153	1,480	9.7	51	11	0	0	0.0	0	0

JESSE JAMES' NFL POSTSEASON RUSHING/RECEIVING STATISTICS													
DATE	TEAM	RECEIVING							RUSHING				
		GP	GS	NO.	YDS.	AVG.	LG	TD	NO.	YDS.	AVG.	LG	TD
2015	Steelers	2	0	1	22	22.0	22	0	0	0	0.0	0	0
2016	Steelers	3	3	11	137	12.5	26	0	0	0	0.0	0	0
2017	Steelers	1	0	1	12	12.0	12	0	0	0	0.0	0	0
NFL TOTALS		6	3	13	171	13.2	26	0	0	0	0.0	0	0

JESSE JAMES' NFL REGULAR SEASON RETURN STATISTICS													
DATE	TEAM	KICKOFF RETURNS						PUNT RETURNS					
		RET.	YDS.	AVG.	LG	TD		NO.	FC	YDS.	AVG.	LG	TD
2015	Steelers	0	0	0.0	0	0		0	0	0	0.0	0	0
2016	Steelers	0	0	0.0	0	0		0	0	0	0.0	0	0
2017	Steelers	0	0	0.0	0	0		0	0	0	0.0	0	0
2018	Steelers	0	0	0.0	0	0		0	0	0	0.0	0	0
2019	Lions	0	0	0.0	0	0		0	0	0	0.0	0	0
2020	Lions	0	0	0.0	0	0		0	0	0	0.0	0	0
2021	Bears	0	0	0.0	0	0		0	0	0	0.0	0	0
NFL TOTALS		0	0	0.0	0	0		0	0	0	0.0	0	0

JESSE JAMES' NFL POSTSEASON RETURN STATISTICS													
DATE	TEAM	KICKOFF RETURNS						PUNT RETURNS					
		RET.	YDS.	AVG.	LG	TD		NO.	FC	YDS.	AVG.	LG	TD
2015	Steelers	0	0	0.0	0	0		0	0	0	0.0	0	0
2016	Steelers	0	0	0.0	0	0		0	0	0	0.0	0	0
2017	Steelers	0	0	0.0	0	0		0	0	0	0.0	0	0
NFL TOTALS		0	0	0.0	0	0		0	0	0	0.0	0	0

SINGLE-GAME HIGHS: RECEIVING

Receptions	10 vs. Baltimore Ravens, Dec 10, 2017	All-Purpose Yards	138 vs. Kansas City Chiefs, Sep 16, 2018
Receiving Yards	138 vs. Kansas City Chiefs, Sep 16, 2018	Miscellaneous Tackles	2 at Cleveland Browns, Sep 09, 2018
Longest Receptions	51 at Baltimore Ravens, Nov 04, 2018		...1 more at 2.
Receiving TDs	2 at Cleveland Browns, Sep 10, 2017	Most TDs	2 at Cleveland Browns, Sep 10, 2017
		Receiving Average	27.6 vs. Kansas City Chiefs, Sep 16, 2018

SINGLE-GAME HIGHS - POSTSEASON: RECEIVING

Receptions	5 at New England Patriots, Jan 22, 2017	All-Purpose Yards	83 at Kansas City Chiefs, Jan 15, 2017
	...1 more at 5.	Miscellaneous Tackles	1 at New England Patriots, Jan 22, 2017
Receiving Yards	83 at Kansas City Chiefs, Jan 15, 2017		...1 more at 1.
Longest Receptions	26 at Kansas City Chiefs, Jan 15, 2017		

100-YARD RECEIVING GAMES (1): REGULAR SEASON

DATE	TEAM	NO.	YDS.	AVG.	LG	TD
09/16/18	CHIEFS	5	138	27.6	46	1

2021 GAME-BY-GAME REGULAR-SEASON STATISTICS (BEARS)															
DATE	OPPONENT	P/S	RECEIVING						RUSHING						SCORE
			NO.	YDS.	AVG.	LG	TD		NO.	YDS.	AVG.	LG	TD	W/L	
09/12	at Rams	P	0	0	0.0	0	0		0	0	0.0	0	0	L	14-34
09/19	Bengals	S	0	0	0.0	0	0		0	0	0.0	0	0	W	20-17
09/26	at Browns	P	0	0	0.0	0	0		0	0	0.0	0	0	L	6-26
10/03	Lions	S	0	0	0.0	0	0		0	0	0.0	0	0	W	24-14
10/10	at Raiders		ON INACTIVE LIST											W	20-9
10/17	Packers	S	0	0	0.0	0	0		0	0	0.0	0	0	L	14-24
10/24	at Buccaneers	P	3	20	6.7	8	0		0	0	0.0	0	0	L	3-38
2021 TOTALS			6-3	3	20	6.7	8	0	0	0	0.0	0	0	3-4	


**JAYLON
JOHNSON**
33

Ht: 6-0
DOB: 4/19/99 (22)
Bears Season: 2
Acquired: D2B-20

Wt: 196
College: Utah
NFL Season: 2

DEFENSIVE BACK

PRO CAREER: Enters his second season with the Bears; selected in the second round of the 2020 NFL Draft (50th overall) by the Bears.

2021 SEASON (Bears): Has started in every game of the 2021 season and currently is tied for 12th in the NFL with passes defended this season (six) ... Registered five tackles (three solo) and recorded a PD in the Bears season-opener against the Rams ... Snagged his first career INT in the fourth quarter of the Week 2 win over the Bengals ... Logged three solo tackles at the Browns in Week 3 ... Recorded two tackles to contribute to the Bears Week 5 win at the Raiders ... Registered three tackles in Week 6 vs. the Packers.

2020 SEASON (Bears): Started all but three games (Weeks 15-17) for the Bears at cornerback, missing the final three games and the Wild Card playoff game due to a shoulder injury ... despite missing the last three regular season games, Johnson still finished fourth in the NFC with 15 PDs; had five games with multiple PDs ... his five PDs in his first two games were the second most by a rookie defender in their first two games since the league started tracking PDs in 1999 (Marcus Peters had seven through his first two games in 2015) ... started at cornerback Week 1 at Detroit, making him the first Bears rookie to start at corner on opening day since Walt Harris in 1996; became the first non-first round draft pick to start at corner for the Bears in the opener since Mike Richardson in 1983; also broke up a Matthew Stafford pass in the end zone on the final play to help secure the victory ... recorded three tackles and two PDs in the win at the Panthers; broke up a pass on Carolina's opening drive that led to a Tashaun Gipson INT and setting up Chicago's first touchdown ... logged five tackles, his second most of the season, in Week 10 and added one PD.

TRANSACTIONS:

07/21/2020: Signed by the Bears/draft choice (four-year contract through 2023)

COLLEGE: 2019 All-American and two-time first-team All-Pac-12 cornerback (2018-19) ... played in 38 career games with 29 starts, logging seven career interceptions and 28 career passes defended ... his 21 career pass breakups ranked tied for 10th all-time at Utah ... 2018 and 2019 First Team All-Pac-12; earned second-team All-America honors from Walter Camp and the *Associated Press* in 2019 ... also earned second-team All-America honors from *Sports Illustrated* and *USA Today* and third-team honors from *Pro Football Focus* and *Phil Steele* ... started 13 games at corner, missing the bowl game after declaring for the NFL Draft ... ranked third in the Pac-12 and led Utah with 11 pass breakups, fourth in the league in passes defended (13) and passes defended per game (1.00) ... three tackles vs. Washington and returned an interception 39 for his second career touchdown ... started all 14 games at corner in 2018, recorded four interceptions led Utah and tied for third in the Pac-12 ... second in the Pac-12 and eighth in the nation with 126 interception return yards; recorded 41 tackles (2.0 TFL, 1.0 sack) ... named Pac-12 Defensive Player of the Week after returning an interception 100 yards for a touchdown against Stanford for just the third 100-yard interception return in Utah's history ... played in all 12 regular season games as a freshman in 2017 with two starts (Arizona, Washington).

PERSONAL: Named to the US Army High School All-American Bowl ... sixth-ranked cornerback in the 2017 recruiting class by *Rivals.com* and eighth by *Scout* ... 2016 First Team *USA Today* All-USA California Football Team; also lettered three years in basketball ... business major, received his degree in December 2019.

JAYLON JOHNSON'S NFL REGULAR SEASON DEFENSIVE STATISTICS

			TACKLES								INTERCEPTIONS				O. FUMB				ST				MISC				
DATE	TEAM	GP	GS	TK	S	A	TFL	YDS	SK	YDS	QBH	NO	YDS	LG	TD	PD	FF	FR	TD	YDS	TK	S	A	FF	FR	S	A
2020	Bears	13	13	44	34	10	1	4	0.0	0.0	0	0	0	0	15	0	0	0	0	0	0	0	0	0	0	0	0
2021	Bears	7	7	18	14	4	0	0	0	0.0	0.0	0	1	3	3	0	6	0	0	0	0	0	0	0	0	0	0
NFL TOTALS		20	20	62	48	14	1	4	0.0	0.0	0	1	3	3	0	21	0	0	0	0	0	0	0	0	0	0	0

JAYLON JOHNSON'S NFL POSTSEASON DEFENSIVE STATISTICS


				TACKLES								INTERCEPTIONS					O. FUMB				ST				MISC		
DATE	TEAM	GP	GS	TK	S	A	TFL	YDS	SK	YDS	QBH	NO	YDS	LG	TD	PD	FF	FR	TD	YDS	TK	S	A	FF	FR	S	A
2020	Bears	0	0	0	0	0	0	0	0.0	0.0	0	0	0	0	0	0	0	0	0	0	0	0	0	0	0	0	0
NFL TOTALS		0	0	0	0	0	0	0	0.0	0.0	0	0	0	0	0	0	0	0	0	0	0	0	0	0	0	0	0

SINGLE-GAME HIGHS: DEFENSIVE

Total Tackles 6 at Detroit Lions, Sep 13, 2020
Passes Defended 4 vs. Cincinnati Bengals, Sep 19, 2021
Tackles For Loss 1 at Green Bay Packers, Nov 29, 2020

Interceptions 1 vs. Cincinnati Bengals, Sep 19, 2021
Interception Return Yards 3 vs. Cincinnati Bengals, Sep 19, 2021

2021 GAME-BY-GAME REGULAR-SEASON STATISTICS (BEARS)																												
			TACKLES							INTERCEPTIONS				O. FUMB			ST			MISC								
DATE	OPPONENT	P/S	TK	S	A	SK	YDS	TFL	YDS	QBH	NO	YDS	LG	TD	PD	FF	FR	TD	YDS	TK	S	A	FF	FR	S	A	W/L	SCORE
09/12	at Rams	S	5	3	2	0	0	0	0	0	0	0	0	0	1	0	0	0	0	0	0	0	0	0	0	0	L	14-34
09/19	Bengals	S	2	2	0	0	0	0	0	0	1	3	3	0	4	0	0	0	0	0	0	0	0	0	0	0	W	20-17
09/26	at Browns	S	3	3	0	0	0	0	0	0	0	0	0	0	0	0	0	0	0	0	0	0	0	0	0	0	L	6-26
10/03	Lions	S	1	1	0	0	0	0	0	0	0	0	0	0	1	0	0	0	0	0	0	0	0	0	0	0	W	24-14
10/10	at Raiders	S	2	1	1	0	0	0	0	0	0	0	0	0	0	0	0	0	0	0	0	0	0	0	0	0	W	20-9
10/17	Packers	S	3	2	1	0	0	0	0	0	0	0	0	0	0	0	0	0	0	0	0	0	0	0	0	0	L	14-24
10/24	at Buccaneers	S	2	2	0	0	0	0	0	0	0	0	0	0	0	0	0	0	0	0	0	0	0	0	0	0	L	3-38
2021 TOTALS			7-7	18	14	4	0	0	0	0	1	3	3	0	6	0	0	0	0	0	0	0	0	0	0	0	0	3-4



CHRISTIAN JONES

57

LINEBACKER

Ht: 6-3
 DOB: 2/18/91 (30)
 Bears Season: 5
 Acquired: UFA-21 (DET)

Wt: 245
 College: Florida State
 NFL Season: 8

PRO CAREER: Enters his eighth NFL season in 2021 and his fifth with the Bears ... has appeared in 115 career games (73 starts), recording 409 tackles (268 solo), 7.0 sacks, 17 tackles-for-loss, 17 quarterback hurries, 16 passes defended and four fumble recoveries.

2021 SEASON (Bears): Has appeared in every game of the 2021 season ... Notched a tackle in Week 1 against the Rams ... Made a solo tackle on special teams and helped pave the way for LB Roquan Smith to return an intercepted pass 53 yards in Week 2 vs. the Bengals ... Logged two solo tackles at the Browns in Week 3.

2020 SEASON (Lions): Appeared in 16 games (13 starts), posting 50 tackles (29 solo) and one pass defense ... registered two tackles (one solo) as part of a defense that held the Jaguars to just 44 rushing yards in Week 6 at Jacksonville (10/18).

2019 SEASON (Lions): Finished the season with 50 tackles (29 solo), two tackles for loss, 2.0 sacks, four pass defenses, and one fumble recovery as part of a defense that finished with the fifth-most solo tackles (673) in the NFL ... became the second linebacker in team history to record at least five tackles, 1.0 sack and two PD in a game in Week 1 at Arizona ... posted six tackles (three solo) and 1.0 sack in Week 3 at Philadelphia (9/22), becoming the first player in Lions history to accumulate at least 10 tackles, 2.0 sacks and three pass defenses through the first three games of a season ... recovered his first fumble of the season (forced by DT A'Shawn Robinson) to set up a Lions scoring drive in Week 6 at Green Bay ... recorded six tackles (five solo) and a pass defense as part of a defensive front that limited RB Saquon Barkley to 3.3 yards per carry, his lowest average in a full game this season, in Week 8 vs. the New York Giants.

2018 SEASON (Lions): One of four linebackers to record a sack against the San Francisco 49ers in Week 2 (9/16), his first sack as a Lion ... recorded four solo tackles against the Seahawks in Week 8 (10/28) ... posted five tackles and one tackle for loss against the Bears in Week 10 (11/11) ... recorded four solo tackles and one pass defense in Week 11 against the Panthers (11/18) ... posted six tackles (three solo) against the Rams in Week 13 (12/2) ... notched a season-high eight tackles (four solo) against the Bills in Week 15 (12/16).

2017 SEASON (Bears): Recorded 84 tackles (57 solo) with two sacks in 16 games (11 starts) ... posted nine tackles in Week 5 against Minnesota (10/09) ... recorded 11 tackles (nine solo) in Week 7 against Carolina (10/22) ... registered a season-high 13 tackles (10 solo) and one sack in Week 13 against San Francisco (12/03).

2016 SEASON (Bears): Appeared in all 16 games (two starts); recorded eight tackles and one pass defense; also finished with 11 special teams tackles, ranking second on the team ... posted a season-high four special teams tackles in Week 1 at Houston (9/11).

2015 SEASON (Bears): Appeared in 15 games, starting at ILB in 13. Registered 98 tackles, one fumble recovery, four pass defenses and four special teams tackles ... registered a season-high nine tackles (six solo) and one pass defense in Week 6 at Detroit (10/18) ... tied his season-high nine tackles in Week 11 against Denver (11/22).

2014 SEASON (Bears): Appeared in all 16 games (five starts) in his rookie season ... recorded eight tackles and one pass defense ... recorded a season-high 13 tackles in Week 15 against New Orleans (12/15).

TRANSACTIONS:

03/23/2021: Signed by the Bears/UFA (one-year contract through 2021)

03/08/2021: Released by the Lions

11/02/2019: Re-signed by the Lions (two-year extension through 2021)

03/15/2018: Signed by the Lions/UFA (two-year contract through 2019)

03/11/2017: Re-signed by the Bears/UFA (one-year contract through 2017)

05/11/2014: Signed by the Bears/UFA

COLLEGE: Started 40 of 54 games at Florida State; accounted for 225 tackles, 8 sacks, 17 TFLs, two forced fumbles and one fumble recovery ... helped win a national championship in 2013; awarded the Devaughn Darling Award as the top freshman on defense at Florida State.

PERSONAL: Attended Lake Howell (Fla.) High School; son to Willie Jones, Sr., an FSU Hall of Fame defensive end.

REGULAR SEASON COMPARISON: DEFENSIVE - SAN FRANCISCO 49ERS

DATE	OPP	W/L	GP/GS	TACKLES				SACK	YDS.	INT	TFL	PD	QBH	MISC			
				TOT	SOLO	ASST								TD	FF	FR	
12/6/15	CHI vs. SF	L	S	1	1	0	0.0	0.0	0	0	0	0	0	0	0	0	0
12/3/17	CHI vs. SF	L	S	13	10	3	1.0	4.0	0	2	0	0	1	0	0	0	0
9/16/18	DET @ SF	L	S	6	5	1	1.0	9.0	0	1	0	0	2	0	0	0	0
TOTALS		0/3	3/3	20	16	4	2.0	13.0	0	3	0	0	3	0	0	0	0

CHRISTIAN JONES' NFL REGULAR SEASON DEFENSIVE STATISTICS																											
DATE	TEAM	GP	GS	TACKLES								INTERCEPTIONS				O. FUMB				ST				MISC			
				TK	S	A	TFL	YDS	SK	YDS	QBH	NO	YDS	LG	TD	PD	FF	FR	TD	YDS	TK	S	A	FF	FR	S	A
2014	Bears	16	5	64	40	24	3	6	2.0	4.0	3	0	0	0	0	1	0	1	0	2	5	2	3	0	0	0	0
2015	Bears	15	13	83	59	24	2	6	0.0	0.0	3	0	0	0	0	4	0	1	0	0	3	3	0	0	0	0	0
2016	Bears	16	2	5	4	1	0	0	0.0	0.0	0	0	0	0	0	1	0	0	0	0	11	6	5	0	0	0	0
2017	Bears	16	11	84	57	27	5	22	2.0	11.0	3	0	0	0	0	2	1	1	0	0	6	3	3	0	0	0	0
2018	Lions	16	16	69	48	21	3	15	1.0	9.0	4	0	0	0	0	3	1	0	0	0	0	0	0	0	0	0	0
2019	Lions	13	13	50	29	21	2	6	2.0	6.0	3	0	0	0	0	4	0	1	0	0	1	0	1	0	0	0	0
2020	Lions	16	13	50	28	22	2	6	0.0	0.0	1	0	0	0	0	1	0	0	0	0	7	4	3	0	0	0	0
2021	Bears	7	0	4	3	1	0	0	0.0	0.0	0	0	0	0	0	0	0	0	0	0	1	1	0	0	0	0	0
NFL TOTALS		115	73	409	268	141	17	61	7.0	30.0	17	0	0	0	0	16	2	4	0	2	34	19	15	0	0	0	0

SINGLE-GAME HIGHS: DEFENSIVE

Total Tackles 13 vs. San Francisco 49ers, Dec 03, 2017
...1 more at 13.
Sacks 1.0 at Philadelphia Eagles, Sep 22, 2019
...6 more at 1.0.
Passes Defensed 2 at Arizona Cardinals, Sep 08, 2019
Forced Fumbles 1 at Arizona Cardinals, Dec 09, 2018
...1 more at 1.

Fumble Recoveries 1 at Green Bay Packers, Oct 14, 2019
...3 more at 1.
Tackles For Loss 2 vs. San Francisco 49ers, Dec 03, 2017
Special Teams Tackles 4 at Houston Texans, Sep 11, 2016

2021 GAME-BY-GAME REGULAR-SEASON STATISTICS (BEARS)																												
			TACKLES								INTERCEPTIONS				O. FUMB				ST				MISC					
DATE	OPPONENT	P/S	TK	S	A	SK	YDS	TFL	YDS	QBH	NO	YDS	LG	TD	PD	FF	FR	TD	YDS	TK	S	A	FF	FR	S	A	W/L	SCORE
09/12	at Rams	P	1	0	1	0.0	0.0	0	0	0	0	0	0	0	0	0	0	0	0	0	0	0	0	0	0	0	L	14-34
09/19	Bengals	P	0	0	0	0.0	0.0	0	0	0	0	0	0	0	0	0	0	0	0	1	1	0	0	0	0	0	W	20-17
09/26	at Browns	P	2	2	0	0.0	0.0	0	0	0	0	0	0	0	0	0	0	0	0	0	0	0	0	0	0	0	L	6-26
10/03	Lions	P	0	0	0	0.0	0.0	0	0	0	0	0	0	0	0	0	0	0	0	0	0	0	0	0	0	0	W	24-14
10/10	at Raiders	P	0	0	0	0.0	0.0	0	0	0	0	0	0	0	0	0	0	0	0	0	0	0	0	0	0	0	W	20-9
10/17	Packers	P	0	0	0	0.0	0.0	0	0	0	0	0	0	0	0	0	0	0	0	0	0	0	0	0	0	0	L	14-24
10/24	at Buccaneers	P	1	1	0	0.0	0.0	0	0	0	0	0	0	0	0	0	0	0	0	0	0	0	0	0	0	0	L	3-38
2021 TOTALS			7-0	4	3	1.0	0.0	0	0	0	0	0	0	0	0	0	0	0	0	1	1	0	0	0	0	0	0	3-4



SAM
KAMARA

55

Ht: 6-2
DOB: 12/21/97 (23)
Bears Season: R
Acquired: UDFA-21

Wt: 288
College: Stony Brook
NFL Season: R

LINEBACKER

2021 SEASON (Bears): Promoted from the practice squad and played in his first-career game as a rookie in Week 6 vs. the Green Bay Packers ... Recorded his first-career tackle vs. the Packers (Week 6) and first special teams tackle at Tampa Bay (Week 7).

TRANSACTIONS:

09/01/2021: Signed to Bears practice squad

08/31/2021: waived

05/14/2021: Signed by the Bears/UDFA

COLLEGE/PERSONAL: Played in 41 games over five seasons, compiling 110 tackles, 15.0 sacks and 24.0 tackles-for-loss ... in 2020, was named first-team all-Colonial Athletic Association after registering 12 tackles, 2.0 sacks, 3.0 tackles-for-loss and first two forced fumbles of career while appearing in just three games ... New Jersey native's most productive season was 2018 when he set career highs with 42 tackles, 9.0 sacks and 11.5 tackles-for-loss in 12 games ... earned bachelor's degree in December 2020.

SAM KAMARA'S NFL REGULAR SEASON DEFENSIVE STATISTICS

			TACKLES									INTERCEPTIONS					O. FUMB				ST				MISC			
DATE	TEAM	GP	GS	TK	S	A	TFL	YDS	SK	YDS	QBH	NO	YDS	LG	TD	PD	FF	FR	TD	YDS	TK	S	A	FF	FR	S	A	
2021	Bears	2	0	1	1	0	0	0	0.0	0.0	0	0	0	0	0	0	0	0	0	0	0	1	1	0	0	0	0	0
NFL TOTALS		2	0	1	1	0	0	0	0.0	0.0	0	0	0	0	0	0	0	0	0	0	0	1	1	0	0	0	0	0

2021 GAME-BY-GAME REGULAR-SEASON STATISTICS (BEARS)

			TACKLES							INTERCEPTIONS							O. FUMB			ST		MISC						
DATE	OPPONENT	P/S	TK	S	A	SK	YDS	TFL	YDS	QBH	NO	YDS	LG	TD	PD	FF	FR	TD	YDS	TK	S	A	FF	FR	S	A	W/L	SCORE
09/12	at Rams										PRACTICE SQUAD																L	14-34
09/19	Bengals										PRACTICE SQUAD																W	20-17
09/26	at Browns										PRACTICE SQUAD																L	6-26
10/03	Lions										PRACTICE SQUAD																W	24-14
10/10	at Raiders										PRACTICE SQUAD																W	20-9
10/17	Packers	P	1	1	0	0.0	0.0	0	0	0	0	0	0	0	0	0	0	0	0	0	0	0	0	0	0	0	L	14-24
10/24	at Buccaneers	P	0	0	0	0.0	0.0	0	0	0	0	0	0	0	0	0	0	0	0	0	1	1	0	0	0	0	L	3-38
2021 TOTALS			2-0	1	1	0	0.0	0.0	0	0	0	0	0	0	0	0	0	0	0	0	1	1	0	0	0	0	3-4	



COLE
KMET
(kuh-MET)

85

TIGHT END

Ht: 6-6
DOB: 3/10/99 (22)
Bears Season: 2
Acquired: D2A-20

Wt: 260
College: Notre Dame
NFL Season: 2

PRO CAREER: Selected in the second round of the 2020 NFL Draft (43rd overall) by the Bears; played in all 16 games as a rookie with nine starts.

2021 SEASON (Bears): Has started every game of the 2021 season ... Recorded five receptions for 42 yards vs. the Rams ... Had a catch for 11 yards in Week 3 at the Browns ... Logged two receptions for 22 yards in the Week 5 win at the Raiders ... Recorded a career-high 49 all-purpose yards in Week 6 vs. the Packers ... Caught five passes for 43 yards, including in a 22-yard reception, his second-longest to date, in Week 7 at Tampa Bay.

2020 SEASON (Bears): Started nine of 16 games in his rookie season; had 28 catches for 243 yards and two TDs on the season ... caught 20 passes over the final five games of the regular season after catching only eight passes over the first 11 games ... caught a season-high seven passes for 41 yards in Week 17 vs. the Packers ... made his first career catch in the Week 2 win vs. the Giants, a 12-yarder from Mitchell Trubisky ... hauled in his first touchdown catch in Week 6 at Carolina, a 9-yard pass from Nick Foles on Chicago's opening drive ... had two catches for 45 yards, including a season-long 38-yarder, in Week 7 at the Rams ... caught his second touchdown of the season in Week 13 vs. the Lions, an 11-yarder from Mitchell Trubisky; caught a career-high five passes for 37 yards in that game ... caught four passes for 41 yards (10.3 avg) in the Week 14 win over the Texans ... caught three passes for 16 yards in the Wild Card playoff game at the Saints.

TRANSACTIONS:

07/21/2020: Signed by the Bears/draft choice (four-year contract through 2023)

COLLEGE: A three-year letterwinner at Notre Dame; totaled 60 receptions for 691 yards and six touchdowns ... named to the Mackey Award Watch List (2019), awarded to the nation's top tight end ... started 11 games in 2019 as a junior after missing the first two due to a broken collarbone suffered during fall camp ... Notre Dame's second-leading receiver in 2019 with 43 catches for 515 yards and six touchdowns ... had nine receptions for 108 yards and a TD in his first game back from injury at Georgia, earning Mackey Award Tight End of the Week honors ... caught all six passes thrown his way for 61 yards and a score in win over Southern Cal ... caught all five targets in regular-season finale at Stanford for a total of 77 yards ... played in 11 games, making 15 catches for 162 yards in 2018 as a sophomore; season-high four catches for 31 yards in the win over Navy that year ... played tight end in all 13 games as a freshman throughout the 2017 season, finishing with two catches for 14 yards ... also played for the baseball team; in the Spring of 2018 he led the Irish with eight saves while adding 39 strikeouts.

PERSONAL: Played for coach David Archibald at Saint Viator High School near his hometown of Lake Barrington, Ill. ... caught 48 passes for 773 yards and four TDs as a senior at Saint Viator in 2016 ... averaged 96.6 receiving yards/game and 16.1 yards/reception ... 83-ranked overall player and No. 3 tight end by ESPN.com ... Illinois' No. 3-ranked player by Scout.com, No. 3-ranked player by 247Sports, No. 3-ranked player by ESPN and No. 3-ranked player by Rivals ... Played in the U.S. Army All-American Bowl in San Antonio ... Majored in Psychology at Notre Dame ... Named 2016 Second Team *Chicago Tribune* Preps Plus All-State ... 2016 First Team Illinois High School Coaches Association Class 6A All-Illinois.

COLE KMET'S NFL REGULAR SEASON RUSHING/RECEIVING STATISTICS

RECEIVING														RUSHING				
DATE	TEAM	GP	GS	NO.	YDS.	AVG.	LG	TD	NO.	YDS.	AVG.	LG	TD					
2020	Bears	16	9	28	243	8.7	38	2	1	-3	-3.0	-3	0					
2021	Bears	7	7	19	173	9.1	22	0	1	0	0.0	0	0					
NFL TOTALS		23	16	47	416	8.9	38	2	2	-3	-1.5	0	0					

COLE KMET'S NFL POSTSEASON RUSHING/RECEIVING STATISTICS

		RECEIVING							RUSHING				
DATE	TEAM	GP	GS	NO.	YDS.	AVG.	LG	TD	NO.	YDS.	AVG.	LG	TD
2020	Bears	1	1	3	16	5.3	9	0	0	0	0.0	0	0
NFL TOTALS		1	1	3	16	5.3	9	0	0	0	0.0	0	0

SINGLE-GAME HIGHS: RUSHING/RECEIVING

Rush Attempts
Receptions
Receiving Yards
Longest Receptions
Receiving TDs

1 at Jacksonville Jaguars, Dec 27, 2020
7 vs. Green Bay Packers, Jan 03, 2021
49 vs. Green Bay Packers, Oct 17, 2021
38 at Los Angeles Rams, Oct 26, 2020
1 vs. Detroit Lions, Dec 06, 2020
...1 more at 1.

All-Purpose Yards
Miscellaneous Tackles
Most TDs

Receiving Average


49 vs. Green Bay Packers, Oct 17, 2021
1 vs. Minnesota Vikings, Nov 16, 2020
1 vs. Detroit Lions, Dec 06, 2020
...1 more at 1.
12.3 vs. Green Bay Packers, Oct 17, 2021

SINGLE-GAME HIGHS - POSTSEASON: RECEIVING

Receptions 3 at New Orleans Saints, Jan 10, 2021
Receiving Yards 16 at New Orleans Saints, Jan 10, 2021

Longest Receptions 9 at New Orleans Saints, Jan 10, 2021
All-Purpose Yards 16 at New Orleans Saints, Jan 10, 2021

2021 GAME-BY-GAME REGULAR-SEASON STATISTICS (BEARS)														
RECEIVING							RUSHING							
DATE	OPPONENT	P/S	NO.	YDS.	AVG.	LG	TD	NO.	YDS.	AVG.	LG	TD	W/L	SCORE
09/12	at Rams	S	5	42	8.4	10	0	0	0	0.0	0	0	L	14-34
09/19	Bengals	S	1	0	0.0	0	0	0	0	0.0	0	0	W	20-17
09/26	at Browns	S	1	11	11.0	11	0	0	0	0.0	0	0	L	6-26
10/03	Lions	S	1	6	6.0	6	0	0	0	0.0	0	0	W	24-14
10/10	at Raiders	S	2	22	11.0	14	0	0	0	0.0	0	0	W	20-9
10/17	Packers	S	4	49	12.3	21	0	1	0	0.0	0	0	L	14-24
10/24	at Buccaneers	S	5	43	8.6	22	0	0	0	0.0	0	0	L	3-38
2021 TOTALS		7-7	19	173	9.1	22	0	1	0	0.0	0	0	3-4	



KHALIL
MAC
(KAH-mack)

52

LINEBACKER

Ht: 6-3
DOB: 2/22/91 (30)
Bears Season: 4
Acquired: TR-18 (OAK)

Wt: 267
College: Buffalo
NFL Season: 8

Q Q Q Q Q
16 17 18 19

PRO CAREER: Six-time Pro Bowler (2015, 2016, 2017, 2018, 2019, 2020) and three-time Associated Press first team All-Pro (2015, 2016, 2018) and second team AP All-Pro (2020) ... 2016 Associated Press and PFWA NFL Defensive Player of the Year ... became the first player in NFL history to be named to the Associated Press All-Pro First Team at two positions (DE & LB) in 2015 ... named to his first Pro Bowl in 2015 after finishing second in the NFL with 15.0 sacks; tied a Raiders single-game franchise record with 5.0 sacks on Dec. 13, 2015 at Denver ... named to PFWA, Sports Illustrated and NFL.com All-Rookie Teams in 2014 ... owns 15 career multi-sack games (9 with OAK, 6 with CHI) ... had 21.0 sacks from 2018-19, which were the most by a Bears player in his first two years with the team ... his 23 forced fumbles since the start of 2015 are the most in the NFL during that span ... has recorded at least 0.5 sacks in 29 games for the Bears, with the Bears going 21-8 in those games (7-2 in 2018, 5-2 in 2019, 6-3 in 2020 and 3-1 in 2021) ... has 72.5 sacks since the start of 2015, the third most in the NFL in that span; has 24.0 3rd-quarter sacks since the start of 2015, the most in the NFL; also has 44.0 sacks in the second half/overtime during that span, which is second best in the NFL behind only Aaron Donald ... in his Bears debut (Week 1, 2018, at GB), he became the first player in franchise history to record a sack and an INT in his debut; recorded a sack and a forced fumble in each of the first four weeks in 2018, becoming the first player in NFL history to do so ... in 13 primetime games with the Bears Mack has 11.0 sacks, eight forced fumbles, two fumble recoveries and two interceptions, one which was returned for a touchdown.

HONORS:

2020: Pro Bowl Selection; AP All-Pro (second team); PFWA All-NFL
2019: Pro Bowl Selection; ranked No. 3 on NFL's Top 100
2018: Pro Bowl Selection, AP All-Pro, Sporting News All-Pro, PFWA All-NFL, NFC Defensive Player of the Month (September)
2017: Pro Bowl Selection
2016: AP and PFWA Defensive Player of the Year, All-Pro Selection, Pro Bowl Selection
2015: All-Pro Selection, Pro Bowl Selection
2014: PFWA All-Rookie Team

2021 SEASON (Bears): Started and made a tackle in the Bears season-opener vs. the Rams ... Recorded his first sack of the season in the Week 2 win over the Bengals; dropping QB Joe Burrow for a loss of six yards in the third quarter ... Led the team in sacks with 2.0 in Week 3 at Cleveland, his 15th career multi-sack game and sixth with the Bears ... Posted 1.0 sack, dropping Lions QB Jared Goff for a loss of six yards during the third quarter and logged a fumble recovery in Week 4 ... In the Week 5 win at the Raiders he recorded a sack in the second quarter, dropping Raiders quarterback Derek Carr for a loss of eight yards; he also recorded a season-high eight tackles (seven solo) and one QBH ... Registered four tackles, one QBH and 1.0 sack on Packers QB Aaron Rodgers in Week 6 ... Currently leads the Bears with 6.0 sacks this season.

2020 SEASON (Bears): Led the team with 9.0 sacks on the year; recorded at least 1.0 sack in four straight games from Weeks 5-8 ... sacked Texans QB Deshaun Watson in the end zone to log the Bears first safety since the season finale of 2019 at Minnesota; also, forced a fumble on Texans RB Duke Johnson in the first quarter in the Bears Week 14 win ... season-high 2.0 sacks for minus-14 yards in the Week 5 win over Tampa Bay; also had three QBHs and one PD ... recorded 1.0 sack and 2 TFL in the Week 6 win at Carolina; also had 1.0 sack and a FF in Week 7 at the Rams ... recorded four tackles in the Week 1 win at Detroit ... recorded his first sack of the season in the Week 2 win over the Giants, dropping QB Daniel Jones for a loss of eight yards ... recorded 0.5 sack and two QBHs in the win at the Falcons ... recorded a strip-sack on Saints QB Drew Brees in the second quarter of the Week 8 matchup at Soldier Field ... intercepted Vikings QB Kirk Cousins in Week 10 and returned it 33-yards (career-long) which led to a Cairo Santos field goal.

2019 SEASON (Bears): Voted to his fifth consecutive Pro Bowl after starting all 16 games for the fifth time in six years ... finished with a team-best 8.5 sacks, 14 QBH and five forced fumbles, which ranked fourth in the NFL ... recorded 4.5 sacks in Weeks 2-4 at Denver (1.0), at Washington (2.0) and vs. the Vikings (1.5) ... added 1.0 sack and two passes defended vs. the Chargers ... also had 1.0 sack vs. the Giants and Chiefs.

2018 SEASON (Bears): Selected to his fourth consecutive Pro Bowl; AP, PFWA and Sporting News All-Pro ... tied for the league lead with six forced fumbles ... recorded a team-high 12.5 sacks, good for sixth most in the NFL ... appeared in 14 games (13 starts), recording 47 tackles, 12.5 sacks, 11.0 tackles-for-loss, six forced fumbles, three passes defended, two fumble recoveries and one interception (returned for a touchdown) ... turned in an impressive debut for the Bears at GB in Week 1, recording 1.0 sack for minus-12 yards, one INT for a TD, one pass defended, one forced fumble and one fumble recovery; in doing so, he became the first player since 1982, when sacks became a statistic, to record a sack, a forced fumble, a fumble recovery, an INT and touchdown in one half (source: Elias Sports Bureau) ... named NFC Defensive Player of the Month (September).

2017 SEASON (Raiders): Started all 16 games and totaled a career-high 87 tackles (65 solo) to go along with 10.5 sacks ... named to his third straight Pro Bowl ... led the Raiders in sacks for the third consecutive season ... was one of two defensive players in the NFL with 70+ tackles and 10+ sacks (Joey Bosa, LAC) and was the only defensive player in the NFL to tally at least 75 tackles, 10.0 sacks, five passes defended, one forced fumble and one fumble recovery ... recorded nine tackles (seven) and posted a sack of QB Kirk Cousins, dropping him for a 9-yard loss in the first half at WAS ... totaled seven tackles and a season-high two sacks at Denver ... recorded four tackles, one sack, one FF and one FR vs. the Giants; late in the first half with the Giants driving, took down QB Geno Smith and simultaneously took the ball away from him, recording a forced fumble and fumble recovery on the play ... recorded six tackles and posted his second multi-sack contest of the year vs. Dallas.

2016 SEASON (Raiders): Turned in one of the most impressive seasons in Raiders history while earning his second consecutive Pro Bowl selection ... started all 16 games and totaled 77 tackles (56 solo), 11 sacks, five forced fumbles, three fumble recoveries, one INT returned for a TD and four passes defended ... named the Associated Press Defensive Player of the Year, becoming just the second player in franchise history (Lester Hayes, 1980) to earn the prestigious award ... was also named the PFWA's Defensive Player of the Year and the NFL 101 Awards' AFC Defensive Player of the Year ... named to the Associated Press All-Pro First Team and the Pro Football Writers of

America's All-NFL Team ... named the AFC Defensive Player of the Month for November after posting 13 tackles (10), four sacks, two forced fumbles, two fumble recoveries, one INT-TD and two passes defended, helping the Raiders go 3-0 in the month ... earned AFC Defensive Player of the Week honors twice (Week 9 vs. Denver and Week 12 vs. Carolina) ... led the team in sacks for the second straight season; also led team with three fumble recoveries ... tied an NFL record by recording a sack in eight straight games from Weeks 6-14 ... tied for the team lead with seven tackles while recording a forced fumble and two sacks (10/30) at TB Recorded three tackles, two sacks, one forced fumble, one fumble recovery and one pass defended in the victory vs. DEN, earning AFC Defensive Player of the Week honors; helped limit the Denver offense to just 33 rushing yards in the game ... turned in one of the finest defensive performances in NFL history vs. Carolina, becoming the first player since Charles Woodson in 2009 to record a sack, interception returned for a touchdown, forced fumble and fumble recovery in the same game; earned his second AFC Defensive Player of the Week award for his performance, his second of the month; finished the game with seven tackles, two sacks, one forced fumble, one fumble recovery, one INT-TD, and one pass defended; tallied his first career INT and first career TD when he intercepted a screen pass and returned it six yards for the score; on the Panthers' final offensive play of the game, forced and recovered a fumble to seal the victory ... went on to win the AFC Defensive Player of the Month for November.

2015 SEASON (Raiders): Started all 16 games and was named to his first Pro Bowl ... became the first player in NFL history to be named to the AP All-Pro First Team at two positions (DE & LB) ... finished second in the NFL with 15.0 sacks, falling just one sack short of the Raiders' franchise record ... posted 10 sacks over a four-game stretch from Weeks 12-15 and had four multiple-sack games ... credited with 79 tackles (58 solo), four passes defended and two forced fumbles on the year ... named AFC Defensive Player of the Week after enjoying a career performance at Denver (12/13), tying the franchise record with five sacks, matching a mark set by Pro Football Hall of Famer Howie Long in 1983; all five sacks came in the second half ... posted second career two-sack game at CLE, getting to QB Josh McCown twice on a fourth-quarter series ... posted another standout performance, totaling eight tackles (seven) and two sacks vs. KC.

2014 SEASON (Raiders): Started all 16 games as a rookie, totaling 84 tackles (59 solo), four sacks, one forced fumble and four passes defended ... became just the third rookie LB in Raiders history to start all 16 games, following Matt Millen (1980) and Reggie McKenzie (1985) ... posted first career multiple-sack game vs. SF, getting to QB Colin Kaepernick twice in the fourth quarter ... finished third in voting for the Associated Press Defensive Rookie of the Year Award ... selected to the Pro Football Writers of America, Sports Illustrated and NFL.com All-Rookie Teams ... only rookie named to the USA Football All-Fundamentals Team, which honors 26 NFL players who exhibit exemplary football techniques for young players to emulate.

TRANSACTIONS:

09/01/2018: Re-signed with Chicago (six-year extension through 2024)

09/01/2018: Traded from Oakland to Chicago (for 2019 and 2020 picks)

04/20/2017: Raiders exercise fifth-year option on rookie contract

05/15/2014: Signed/draft choice with Raiders (four-year contract; fifth-year option)

COLLEGE: Played four years at Buffalo, starting all 48 games in which he appeared ... posted a school record 28.5 career sacks ... totaled 327 tackles (186 solo), 28.5 sacks, 75 tackles for loss, 16 forced fumbles, three fumble recoveries, four INTs, 21 passes defended and 31 quarterback pressures ... earned first-team All-MAC honors for the third straight season ... was named the MAC Defensive Player of the Year and was awarded the Jack Lambert Award; finished second in the voting for the Butkus Award ... recorded two TDs on INT returns ... his 16 forced fumbles are an NCAA record and his 75 TFL tied the NCAA modern-day record (since the 2000 season) ... started all 13 games as a senior, leading the Bulls in tackles (100), TFL (19), sacks (10.5), INTs (3) and forced fumbles (5).

PERSONAL: Attended Westwood High School in Fort Pierce, Fla. ... named first-team all-area and third-team all-state selection and helped lead the Panthers to the district title as a senior ... recorded 140 tackles with nine sacks, three forced fumbles and two fumble recoveries ... didn't play football until junior year of high school.

REGULAR SEASON COMPARISON: DEFENSIVE - SAN FRANCISCO 49ERS

DATE	OPP	W/L	GP/GS	TACKLES						INT	TFL	PD	QBH	TD	MISC		
				TOT	SOLO	ASST	SACK	YDS.							FF	FR	
12/7/14	OAK vs. SF	W	5	2	2	0	2.0	14.0	0	2	0	2	0	0	0	0	0
12/23/18	CHI @ SF	W	5	5	3	2	0.0	0.0	0	1	0	3	0	0	0	0	0
TOTALS		2/0	2/2	7	5	2	2.0	14.0	0	3	0	5	0	0	0	0	0

KHALIL MACK'S NFL REGULAR SEASON DEFENSIVE STATISTICS

		TACKLES										INTERCEPTIONS				O. FUMB			ST			MISC					
DATE	TEAM	GP	GS	TK	S	A	TFL	YDS	SK	YDS	QBH	NO	YDS	LG	TD	PD	FF	FR	TD	YDS	TK	S	A	FF	FR	S	A
2014	Raiders	16	16	76	59	17	16	57	4.0	29.0	12	0	0	0	0	3	1	0	0	0	0	0	0	0	0	0	0
2015	Raiders	16	16	77	57	20	23	95	15.0	89.0	24	0	0	0	0	2	2	0	0	0	0	0	0	0	0	0	0
2016	Raiders	16	16	73	54	19	14	55	11.0	75.0	26	1	6	6t	1	3	5	3	0	1	0	0	0	0	0	0	0
2017	Raiders	16	16	78	61	17	15	71	10.5	75.5	22	0	0	0	0	3	1	1	0	0	0	0	0	0	0	0	0
2018	Bears	14	13	47	37	10	10	59	12.5	78.0	18	1	27	27t	1	4	6	2	0	0	0	0	0	0	0	0	0
2019	Bears	16	16	47	40	7	8	38	8.5	80.5	14	0	0	0	0	4	5	1	0	0	0	0	0	0	0	0	0
2020	Bears	16	16	50	29	21	11	47	9.0	64.0	12	1	33	33	0	3	3	2	0	0	0	0	0	0	0	0	0
2021	Bears	7	7	19	15	4	6	50	6.0	50.0	7	0	0	0	0	0	1	0	8	0	0	0	0	0	0	0	0
NFL TOTALS		117	116	467	352	115	103	472	76.5	541.0	135	3	66	33	2	22	23	10	0	9	0	0	0	0	0	0	0

KHALIL MACK'S NFL POSTSEASON DEFENSIVE STATISTICS

		TACKLES										INTERCEPTIONS					O. FUMB				ST				MISC			
DATE	TEAM	GP	GS	TK	S	A	TFL	YDS	SK	YDS	QBH	NO	YDS	LG	TD	PD	FF	FR	TD	YDS	TK	S	A	FF	FR	S	A	
2016	Raiders	1	1	11	8	3	2	5	0.0	0.0	0	0	0	0	0	0	0	0	0	0	0	0	0	0	0	0	0	0
2018	Bears	1	1	6	5	1	1	3	0.0	0.0	0	2	0	0	0	0	0	0	0	0	0	0	0	0	0	0	0	0
2020	Bears	1	1	2	1	1	1	1	0.0	0.0	0	0	0	0	0	1	0	0	0	0	0	0	0	0	0	0	0	0
NFL TOTALS		3	3	19	14	5	4	9	0.0	0.0	2	2	0	0	0	1	0	0	0	0	0	0	0	0	0	0	0	0

SINGLE-GAME HIGHS: DEFENSIVE

Total Tackles	11 vs. Arizona Cardinals, Oct 19, 2014	Tackles For Loss	5 at Denver Broncos, Dec 13, 2015
Sacks	5.0 at Denver Broncos, Dec 13, 2015	Interceptions	1 vs. Minnesota Vikings, Nov 16, 2020
Passes Defensed	2 vs. Los Angeles Chargers, Oct 27, 2019		...2 more at 1.
Forced Fumbles	2 at Washington, Sep 23, 2019	Interception Return Yards	33 vs. Minnesota Vikings, Nov 16, 2020
Fumble Recoveries	1 vs. Detroit Lions, Oct 03, 2021	Safeties	1 vs. Houston Texans, Dec 13, 2020
	...9 more at 1.	Longest Opponent's Fumble Return	8 vs. Detroit Lions, Oct 03, 2021

SINGLE-GAME HIGHS - POSTSEASON: DEFENSIVE

Total Tackles	11 at Houston Texans, Jan 07, 2017	Tackles For Loss	2 at Houston Texans, Jan 07, 2017
Passes Defensed	1 at New Orleans Saints, Jan 10, 2021		

2021 GAME-BY-GAME REGULAR-SEASON STATISTICS (BEARS)

DATE	OPPONENT	P/S	TACKLES								INTERCEPTIONS				O. FUMB			ST			MISC			SCORE			
			TK	S	A	SK	YDS	TFL	YDS	QBH	NO	YDS	LG	TD	PD	FF	FR	TD	YDS	TK	S	A	FF		FR	S	A
09/12	at Rams	S	1	0	1	0.0	0.0	0	0	0	0	0	0	0	0	0	0	0	0	0	0	0	0	0	0	L	14-34
09/19	Bengals	S	2	1	1	1.0	6.0	1	6	1	0	0	0	0	0	0	0	0	0	0	0	0	0	0	0	W	20-17
09/26	at Browns	S	2	2	0	2.0	21.0	2	21	2	0	0	0	0	0	0	0	0	0	0	0	0	0	0	0	L	6-26
10/03	Lions	S	1	1	0	1.0	6.0	1	6	2	0	0	0	0	0	0	1	0	8	0	0	0	0	0	0	W	24-14
10/10	at Raiders	S	8	7	1	1.0	8.0	1	8	1	0	0	0	0	0	0	0	0	0	0	0	0	0	0	0	W	20-9
10/17	Packers	S	4	3	1	1.0	9.0	1	9	1	0	0	0	0	0	0	0	0	0	0	0	0	0	0	0	L	14-24
10/24	at Buccaneers	S	1	1	0	0.0	0.0	0	0	0	0	0	0	0	0	0	0	0	0	0	0	0	0	0	0	L	3-38
2021 TOTALS			7-7	19	15	4	6.0	50.0	6	50	7	0	0	0	0	0	1	0	8	0	0	0	0	0	0	0	3-4


DARNELL
MOONEY

Ht: 5-11
DOB: 10/29/97 (23)
Bears Season: 2
Acquired: D5C-20

Wt: 173
College: Tulane
NFL Season: 2

WIDE RECEIVER

PRO CAREER: Started in nine of 16 games as a rookie in 2020, finishing as Chicago's second-leading receiver with 61 catches, 631 yards and four TDs ... his 61 receptions as a rookie were second most all-time by a Bears rookie, only behind Matt Forte (63, 2008), and the most ever by a Bears rookie wide receiver ... his 61 receptions are tied for fourth most ever by an NFL rookie drafted in the fifth round or later, and the most since Tyreek Hill also had 61 in 2016 ... selected in the fifth round of the 2020 NFL Draft (173rd overall) by the Bears.

HONORS:

2020: Brian Piccolo rookie award winner

2021 SEASON (Bears): Has started in six of the seven games of the 2021 season ... Currently owns 345 receiving yards on the season ... Recorded five receptions for 26 yards in his tenth career start against the Rams in Week 1 ... Led the team in receptions (six, his second highest to date) and in receiving yards (66 yards) in the Week 2 win over the Bengals ... Led the team in receiving yards with 125 yards and hauled in a career-long 64-yard reception to open Chicago's second drive in the Bears Week 4 win over the Lions ... He also recorded his first career game with 100+ receiving yards during this match up ... Recorded a team-high 35 receiving yards in the Week 5 victory at the Raiders ... Led the team in receiving yards with 45 yards and recorded his first touchdown of the season, a five-yard reception from Fields with 8:44 to go in the fourth quarter vs. the Packers in Week 6.

2020 SEASON (Bears): Had multiple catches in every game; had 61 total catches on the season, which finished fifth among NFL rookie WR leaders ... With his four receptions in Week 15, he broke the record for most receptions by a Bears rookie wide receiver (Harlon Hill, 45 receptions, 1954) ... His 631 receiving yards were most in a season by a Bears rookie since Willie Gault had 836 in 1983 ... Had a team season-high 11 receptions in Week 17, the most by a Bears rookie in a game, breaking the previous mark of Ken Margerum (10, 1981) ... Caught 14 TDs in consecutive Weeks (14-15); a 12-yard TD in Week 14 and a 8-yard TD in Week 15 ... Hauled in a 12-yard touchdown in Week 14 vs. Houston ... Averaged 13.3 yards per catch with 40 yards on three receptions in Week 7 at the Rams ... Posted a 50-yard reception vs. the Saints in Week 8; with 5 catches for 69 yards and a touchdown ... Posted five catches for 52 yards (10.4 avg) in Week 4 vs. the Colts ... Caught three passes for 38 yards (12.7 avg) in his rookie debut in Week 1 at the Lions ... Caught another three passes for 36 yards in the Week 2 win over the Giants, including a 15-yard touchdown from Mitchell Trubisky in the second quarter.

TRANSACTIONS:

04/25/2020: Signed by the Bears (four-year contract through 2023)

COLLEGE: Played in 46 career games for Tulane; totaled 154 catches for 2,572 yards (16.7 yards per catch) and 19 TDs ... started every game as a senior in 2019; one of the five captains ... led the team in receiving yards (640) and touchdowns (5) for the second straight year ... Posted a breakout junior season as a junior in 2018 as he recorded single season highs for receptions (47), receiving yards (993) and touchdowns (8) ... Earned Second Team All-AAC honors in 2018 as his 20.6 yards per reception ranked sixth nationally ... Recorded one of the best receiving performances in school history against ECU as he finished with six receptions for 217 yards and two touchdowns; his two touchdowns against ECU came from 86 and 79 yards out and is 217-yard receiving performance was just the sixth 200-yard receiving performance in school history ... Started all 12 games as a sophomore in 2017, finished the year with 599 yards receiving and four touchdowns; averaged 17.6 yards per catch during the year.

PERSONAL: Prepped at Gadsen City High School for Coach Matt Scott as a wide receiver and defensive back ... Led the Titans to a pair of state playoff appearances ... Named an Alabama Sports Writers Association Class 7A First-team All-State selection after his senior season when he caught 37 passes for 697 yards and nine touchdowns ... Also returned three punts for touchdowns, one kickoff for a score while picking up one interception on defense as well ... Was also the point guard on the basketball team and led his squad to three state playoff appearances.

DARNELL MOONEY'S NFL REGULAR SEASON RUSHING/RECEIVING STATISTICS

DATE	TEAM	RECEIVING							RUSHING				
		GP	GS	NO.	YDS.	AVG.	LG	TD	NO.	YDS.	AVG.	LG	TD
2020	Bears	16	9	61	631	10.3	53	4	4	20	5.0	16	0
2021	Bears	7	6	27	345	12.8	64	1	1	10	10.0	10	0
NFL TOTALS		23	15	88	976	11.1	64	5	5	30	6.0	16	0

DARNELL MOONEY'S NFL POSTSEASON RUSHING/RECEIVING STATISTICS

DATE	TEAM	RECEIVING							RUSHING				
		GP	GS	NO.	YDS.	AVG.	LG	TD	NO.	YDS.	AVG.	LG	TD
2020	Bears	0	0	0	0	0.0	0	0	0	0	0.0	0	0
NFL TOTALS		0	0	0	0	0.0	0	0	0	0	0.0	0	0

SINGLE-GAME HIGHS: RUSHING/RECEIVING

Rush Attempts 1 at Jacksonville Jaguars, Dec 27, 2020
...3 more at 1.

Rushing Yards 16 at Minnesota Vikings, Dec 20, 2020

Longest Runs 16 at Minnesota Vikings, Dec 20, 2020

Receptions 11 vs. Green Bay Packers, Jan 03, 2021

Receiving Yards 125 vs. Detroit Lions, Oct 03, 2021

Longest Receptions 64 vs. Detroit Lions, Oct 03, 2021

Receiving TDs 1 vs. Green Bay Packers, Oct 17, 2021
...4 more at 1.

All-Purpose Yards 135 vs. Detroit Lions, Oct 03, 2021

Kickoff Returns 1 vs. Cincinnati Bengals, Sep 19, 2021
...1 more at 1.

Kickoff Return Yards 10 vs. Cincinnati Bengals, Sep 19, 2021

Longest Kickoff Return 10 vs. Cincinnati Bengals, Sep 19, 2021

Miscellaneous Tackles 1 vs. Indianapolis Colts, Oct 04, 2020

Most TDs 1 vs. Green Bay Packers, Oct 17, 2021
...4 more at 1.

Receiving Average 25.0 vs. Detroit Lions, Oct 03, 2021

100-YARD RECEIVING GAMES (1): REGULAR SEASON

DATE	TEAM	NO.	YDS.	AVG.	LG	TD
10/03/21	LIONS	5	125	25.0	64	0

2021 GAME-BY-GAME REGULAR-SEASON STATISTICS (BEARS)

DATE	OPPONENT	P/S	RECEIVING					RUSHING					W/L	SCORE
			NO.	YDS.	AVG.	LG	TD	NO.	YDS.	AVG.	LG	TD		
09/12	at Rams	S	5	26	5.2	9	0	0	0	0.0	0	0	L	14-34
09/19	Bengals	S	6	66	11.0	21	0	0	0	0.0	0	0	W	20-17
09/26	at Browns	S	1	9	9.0	9	0	0	0	0.0	0	0	L	6-26
10/03	Lions	P	5	125	25.0	64	0	1	10	10.0	10	0	W	24-14
10/10	at Raiders	S	3	35	11.7	15	0	0	0	0.0	0	0	W	20-9
10/17	Packers	S	5	45	9.0	15	1	0	0	0.0	0	0	L	14-24
10/24	at Buccaneers	S	2	39	19.5	22	0	0	0	0.0	0	0	L	3-38
2021 TOTALS		7-6	27	345	12.8	64	1	1	10	10.0	10	0	3-4	



SAM MUSTIPHER

67

OFFENSIVE LINEMAN

Ht: 6-2
DOB: 8/13/96 (25)
Bears Season: 3
Acquired: UDFA-19

Wt: 332
College: Notre Dame
NFL Season: 3

PRO CAREER: Has played in 16 career games with 14 starts at center ... Spent his 2019 rookie season on the practice squad; elevated to the active roster in 2020 prior to Week 6 at the Panthers.

2021 SEASON (Bears): Has started at center in every game of the 2021 season ... Helped David Montgomery rush for 108 yards against the Rams in Week 1 ... Helped pave way for the Bears to rush for 188 yards and three rushing scores in the Week 4 win over the Lions.

2020 SEASON (Bears): Played in nine games with seven starts at center; received his first career start at center in the Week 8 overtime loss to the Saints; also started at center in the Wild Card playoff game at the Saints ... Helped pave the way for the Bears to rush for a season-high 199 yards and two rushing scores in the Week 15 win at Minnesota ... Helped the Bears rush for 140 yards and three rushing scores in Week 13 vs. Detroit and 169 yards and a score vs. Houston in Week 14 ... Spent Weeks 1-5 on the practice squad; called up to the active roster in Week 6 ... Played in a reserve roll at center for the injured Cody Whitehair in Week 7 at the Rams ... Inactive with a knee injury for Weeks 9-10; came back Week 12 at Green Bay where he started once again at center.

2019 SEASON (Bears): Spent entire 2019 season on Bears practice squad.

KEY TRANSACTIONS:

09/06/2020: Signed to the Bears practice squad; promoted to active roster (10/14)

10/14/2020: Signed to the active roster from the practice squad

12/30/2019: Signed reserve/future contract with Bears

09/01/2019: Signed to Bears practice squad

08/31/2019: Cut by Bears

05/02/2019: Signed with Bears (UDFA)

COLLEGE: Appeared in 46 games (37 starts) at Notre Dame ... Started all 12 games at center in 2018 as a senior; made 36th consecutive start vs. USC ... Started all 13 games at center as a junior in 2017; named to Rimington Award Watch List and was a First Team CoSIDA Academic All-District ... Started all 12 games at center in 2016 as he helped paved the way for 417.6 total yards per game.

PERSONAL: Played at Good Counsel High School in Olney, Md. ... Named to 2013 Maryland consensus all-state squad on offensive line ... Played on both offensive and defensive lines ... First-team pick as offensive lineman on Washington Post All-Met squad for 2013.

SAM MUSTIPHER'S NFL REGULAR SEASON STATISTICS			
DATE	TEAM	GP	GS
2019	Bears	0	0
2020	Bears	9	7
2021	Bears	7	7
NFL TOTALS		16	14

SAM MUSTIPHER'S NFL POSTSEASON STATISTICS			
DATE	TEAM	GP	GS
2020	Bears	1	1
NFL TOTALS		1	1

2021 GAME-BY-GAME REGULAR-SEASON STATISTICS (BEARS)				
DATE	OPPONENT	P/S	W/L	SCORE
09/12	at Rams	S	L	14-34
09/19	Bengals	S	W	20-17
09/26	at Browns	S	L	6-26
10/03	Lions	S	W	24-14
10/10	at Raiders	S	W	20-9
10/17	Packers	S	L	14-24
10/24	at Buccaneers	S	L	3-38
2021 TOTALS		7-7	3-4	



RYAN NALL

35

RUNNING BACK

Ht: 6-2
DOB: 12/27/95 (25)
Bears Season: 4
Acquired: UDFA-18

Wt: 240
College: Oregon State
NFL Season: 4

PRO CAREER: Entered his fourth NFL season in 2021 with the Bears; has played in 27 total games.

2021 SEASON (Bears): Promoted from the practice squad in Week 6 vs. the Packers ... Caught his first reception of the season, a four-yard pass from QB Justin Fields in Week 7 at the Buccaneers.

2020 SEASON (Bears): Played in all 16 games, primarily on special teams; recorded eight catches for 67 yards and a score ... Scored his first career touchdown in Week 9 at the Titans on a 6-yard pass from Nick Foles; also posted career highs with four catches for 35 yards in that game.

2019 SEASON (Bears): Appeared in eight games after being promoted from practice squad in Week 10 ... Two carries for eight yards in Week 17 at Minnesota ... Recorded two special teams tackles.

2018 SEASON (Bears): Spent 2018 season on Bears practice squad.

TRANSACTIONS:

09/01/2021: Signed to Bears practice squad

08/31/2021: waived

03/03/2021: Re-signed with the Bears (one-year contract)

11/09/2019: Promoted to active roster from the practice squad

09/01/2019: Signed to Bears practice squad

08/31/2019: Cut by Bears

01/08/2019: Signed by Bears

09/02/2018: Signed to Bears practice squad

09/01/2018: Cut by Bears

05/11/2018: Signed by Bears (UDFA)

COLLEGE: Appeared in 32 games, making 19 starts; ranks eighth in Oregon State history with 2,216 rushing yards ... Has carried the ball 385 times, and averages 5.8 yards per carry, which ties him with J.J. Young for the best mark in OSU history ... His 24 rushing touchdowns ranks seventh in school history; had nine 100-yard rushing games, tied for seventh all-time ... Only player in Oregon State history with three carries of 75 or more yards ... Three-time Pac-12 All-Academic selection: second team in 2017, honorable mention in 2015 and 2016.

PERSONAL: Played at Central Catholic High School in Sandy, Oregon; rushed for 1,684 yards and 22 touchdowns as a senior ... Named the Oregon Sports Awards Prep Football Player of the Year ... First team all-state running back and linebacker as a senior.

RYAN NALL'S NFL REGULAR SEASON RUSHING/RECEIVING STATISTICS

DATE	TEAM	RUSHING								RECEIVING				
		GP	GS	NO.	YDS.	AVG.	LG	TD		NO.	YDS.	AVG.	LG	TD
2018	Bears	0	0	0	0	0.0	0	0		0	0	0.0	0	0
2019	Bears	8	0	2	8	4.0	7	0		0	0	0.0	0	0
2020	Bears	16	0	3	0	0.0	0	0		8	67	8.4	18	1
2021	Bears	3	0	0	0	0.0	0	0		1	4	4.0	4	0
NFL TOTALS		27	0	5	8	1.6	7	0		9	71	7.9	18	1

SINGLE-GAME HIGHS: RUSHING/RECEIVING

Rush Attempts 2 at Jacksonville Jaguars, Dec 27, 2020
...1 more at 2.

Rushing Yards 8 at Minnesota Vikings, Dec 29, 2019

Longest Runs 7 at Minnesota Vikings, Dec 29, 2019

Receptions 4 at Tennessee Titans, Nov 08, 2020

Receiving Yards 35 at Tennessee Titans, Nov 08, 2020

Longest Receptions 18 vs. Minnesota Vikings, Nov 16, 2020

Receiving TDs 1 at Tennessee Titans, Nov 08, 2020

All-Purpose Yards 35 at Tennessee Titans, Nov 08, 2020

Kickoff Returns 1 vs. New Orleans Saints, Nov 01, 2020
...2 more at 1.

Kickoff Return Yards 17 vs. New Orleans Saints, Nov 01, 2020

Longest Kickoff Return 17 vs. New Orleans Saints, Nov 01, 2020

Special Teams Tackles 1 at Jacksonville Jaguars, Dec 27, 2020
...6 more at 1.

Most TDs 1 at Tennessee Titans, Nov 08, 2020

2021 GAME-BY-GAME REGULAR-SEASON STATISTICS (BEARS)														
DATE	OPPONENT	P/S	RUSHING					RECEIVING					W/L	SCORE
			NO.	YDS.	AVG.	LG	TD	NO.	YDS.	AVG.	LG	TD		
09/12	at Rams							PRACTICE SQUAD					L	14-34
09/19	Bengals							PRACTICE SQUAD					W	20-17
09/26	at Browns							PRACTICE SQUAD					L	6-26
10/03	Lions							PRACTICE SQUAD					W	24-14
10/10	at Raiders							PRACTICE SQUAD					W	20-9
10/17	Packers	P	0	0	0.0	0	0	0	0	0.0	0	0	L	14-24
10/24	at Buccaneers	P	0	0	0.0	0	0	1	4	4.0	4	0	L	3-38
2021 TOTALS			2-0	0	0	0.0	0	0	1	4	4.0	4	0	3-4


BILAL
NICHOLS
98
Ht: 6-4
DOB: 9/14/96 (25)
Bears Season: 4
Acquired: D5-18

Wt: 302
College: Delaware
NFL Season: 4

DEFENSIVE TACKLE

PRO CAREER: Enters his fourth NFL season in 2021 after being drafted in the fifth round (145th overall) in the 2018 draft ... Has appeared in 50 games with 40 starts, recording 116 tackles, 9.0 sacks, 23 QBH and 1 INT ... Appeared as a reserve in 2018 Wild Card playoff game vs. the Eagles and started in the 2020 Wild Card game at the Saints, recording seven tackles.

2021 SEASON (Bears): Has appeared in every contest of the 2021 season, including six starts ... Has recorded 21 tackles (12 solo) through Week 7 ... Recorded four tackles (three solo), had one QBH and logged his ninth career sack in the win over the Bengals in Week 2 ... Registered a season-high six tackles in Week 3 at the Browns ... Tallied three solo tackles, including one TFL, in the Week 5 win at the Raiders.

2020 SEASON (Bears): Started every game along the defensive line for the first time in his career; finished second on the team with 5.0 sacks and 13 QBHs ... Recorded a career-high seven total tackles, 1.0 sack (two half sacks) for minus-7.5 yards and a career-high three QBHs in the Week 15 win at the Vikings ... Recorded another four tackles, 1.0 sack and his first career INT in Week 13 vs. the Lions ... Recorded his fourth sack of the season the very next week in the win over the Titans ... Recorded three tackles in Week 4 vs. Colts; also had 3 tackles and a QBH in Week 7 at the Rams ... Recorded his first sack of the season in Week 6 at Carolina, sacking Teddy Bridgewater inside the 1-yard line ... Posted his second sack of the season in Week 9 at Tennessee.

2019 SEASON (Bears): Appeared in 13 games with 12 starts, recording 27 tackles, one fumble recovery and one TFL.

2018 SEASON (Bears): Appeared in 14 games (six starts), recording 28 tackles, 3.0 sacks, two forced fumbles, one fumble recovery and five tackles for loss.

TRANSACTIONS:

05/10/2018: Signed/draft choice with Bears (four-year contract through 2021)

COLLEGE: Played in 44 career games with 21 starts, recording 104 tackles, 17.5 TFLs, 9.5 sacks, 4 forced fumbles, 2 interceptions and 15 pass breakups.

PERSONAL: Played at Hodgson Vo-Tech High School in Newark, Del.

BILAL NICHOLS' NFL REGULAR SEASON DEFENSIVE STATISTICS

		TACKLES										INTERCEPTIONS				O. FUMB				ST				MISC				
DATE	TEAM	GP	GS	TK	S	A	TFL	YDS	SK	YDS	QBH	NO	YDS	LG	TD	PD	FF	FR	TD	YDS	TK	S	A	FF	FR	S	A	
2018	Bears	14	6	28	20	8	5	21	3.0	29.5	7	0	0	0	0	0	2	1	0	0	0	0	0	0	0	0	0	0
2019	Bears	13	12	27	15	12	1	2	0.0	0.0	2	0	0	0	0	1	0	1	0	0	0	0	0	0	0	0	0	0
2020	Bears	16	16	40	16	24	7	38	5.0	35.5	13	1	7	7	0	3	0	0	0	0	0	0	0	0	0	0	0	0
2021	Bears	7	6	21	12	9	2	7	1.0	6.0	1	0	0	0	0	0	0	0	1	0	1	0	0	0	0	0	0	0
NFL TOTALS		50	40	116	63	53	15	68	9.0	71.0	23	1	7	7	0	4	2	3	0	1	0	0	0	0	0	0	0	0

BILAL NICHOLS' NFL POSTSEASON DEFENSIVE STATISTICS

			TACKLES										INTERCEPTIONS				O. FUMB				ST				MISC		
DATE	TEAM	GP	GS	TK	S	A	TFL	YDS	SK	YDS	QBH	NO	YDS	LG	TD	PD	FF	FR	TD	YDS	TK	S	A	FF	FR	S	A
2018	Bears	1	0	0	0	0	0	0.0	0.0	0	0	0	0	0	0	0	0	0	0	0	0	0	0	0	0	0	0
2020	Bears	1	1	7	3	4	0	0	0.0	0.0	0	0	0	0	0	0	0	0	0	0	0	0	0	0	0	0	0
NFL TOTALS		2	1	7	3	4	0	0	0.0	0.0	0	0	0	0	0	0	0	0	0	0	0	0	0	0	0	0	0

SINGLE-GAME HIGHS: DEFENSIVE


Total Tackles 7 at Minnesota Vikings, Dec 20, 2020
Sacks 1.0 vs. Cincinnati Bengals, Sep 19, 2021
 ...7 more at 1.0.
Passes Defensed 1 at Jacksonville Jaguars, Dec 27, 2020
 ...3 more at 1.
Forced Fumbles 1 vs. Detroit Lions, Nov 11, 2018
 ...1 more at 1.

Fumble Recoveries 1 vs. Detroit Lions, Oct 03, 2021
 ...2 more at 1.
Tackles For Loss 2 vs. Indianapolis Colts, Oct 04, 2020
 ...1 more at 2.
Interceptions 1 vs. Detroit Lions, Dec 06, 2020
Interception Return Yards 7 vs. Detroit Lions, Dec 06, 2020

SINGLE-GAME HIGHS - POSTSEASON: DEFENSIVE

Total Tackles 7 at New Orleans Saints, Jan 10, 2021

2021 GAME-BY-GAME REGULAR-SEASON STATISTICS (BEARS)																													
			TACKLES							INTERCEPTIONS					O. FUMB			ST			MISC								
DATE	OPPONENT	P/S	TK	S	A	SK	YDS	TFL	YDS	QBH	NO	YDS	LG	TD	PD	FF	FR	TD	YDS	TK	S	A	FF	FR	S	A	W/L	SCORE	
09/12	at Rams	S	1	0	1	0.0	0.0	0	0	0	0	0	0	0	0	0	0	0	0	0	0	0	0	0	0	0	L	14-34	
09/19	Bengals	S	4	3	1	1.0	6.0	1	6	1	0	0	0	0	0	0	0	0	0	0	0	0	0	0	0	0	W	20-17	
09/26	at Browns	S	6	3	3	0.0	0.0	0	0	0	0	0	0	0	0	0	0	0	0	0	0	0	0	0	0	0	L	6-26	
10/03	Lions	S	3	1	2	0.0	0.0	0	0	0	0	0	0	0	0	0	1	0	1	0	0	0	0	0	0	0	W	24-14	
10/10	at Raiders	S	3	3	0	0.0	0.0	1	1	0	0	0	0	0	0	0	0	0	0	0	0	0	0	0	0	0	W	20-9	
10/17	Packers	S	2	0	2	0.0	0.0	0	0	0	0	0	0	0	0	0	0	0	0	0	0	0	0	0	0	0	L	14-24	
10/24	at Buccaneers	P	2	2	0	0.0	0.0	0	0	0	0	0	0	0	0	0	0	0	0	0	0	0	0	0	0	0	L	3-38	
2021 TOTALS			7-6	21	12	9	1.0	6.0	2	7	1	0	0	0	0	0	0	1	0	1	0	0	0	0	0	0	0	3-4	



PAT O'DONNELL

16

PUNTER

Ht: 6-4
DOB: 2/22/91 (30)
Bears Season: 8
Acquired: D6B-14

Wt: 223
College: Miami (FL)
NFL Season: 8

PRO CAREER: Enters his eighth season in Chicago in 2021; has a 45.1 gross avg while landing 190 punts inside the 20 with 34 touchbacks ... Has allowed 2,232 return yards for a net average of 39.3 (ranks first in franchise history) ... Recorded a 38-yard passing touchdown on a fake punt vs. MIN (10/9/17).

2021 SEASON (Bears): Has punted for 1,316 yards, downing nine punts within the 20 in the first seven games of the season ... Punted for 36 yards against the LA Rams in Week 1 ... Punted four times for 169 yards in the Week 2 win vs. the Bengals ... Punted for 397 yards against the Cleveland Browns, including a 63-yarder ... Punted five times for 234 yards (46.8 avg) in the Week 5 victory at the Raiders ... Dropped three punts inside the 20 yard line in Week 6 vs. the Packers.

2020 SEASON (Bears): Finished tied for third in the NFL with 28 punts downed inside the 20 this season ... Averaged 53.8 yards on four punts (45.8 net avg) in the Week 3 win at the Falcons, including a season-long 64-yarder ... Punted five times for 213 yards (42.6 avg) in the Week 1 win at Detroit, dropping two inside the 20; had a long punt of 55 yards ... Punted three times with an average of 44.7 and two downed inside the 20 in the Week 2 win over the Giants ... Dropped three punts inside the 20 yard line in the Week 5 win over the Buccaneers and again in the Week 6 win at Carolina.

2019 SEASON (Bears): Appeared in 16 games, punting 80 times for 3,586 yards (44.8 avg), recording a long of 75 with 27 landing inside the 20 ... 75-yard punt at DEN (9/15) was a career-high ... Set Bears single-season net average (40.7) topping mark by Adam Podlesh in 2011 (40.4).

2018 SEASON (Bears): Appeared in 16 games, punting 62 times for 2,791 yards (45.0 avg), with a net of 39.7 and a long of 65.

2017 SEASON (Bears): In 16 games, punted 87 times for 4,087 yards for a gross average of 47.0 (all career-highs).

2016 SEASON (Bears): Punted 68 times for 2,994 yards (44.0 gross avg) with 24 inside the 20, five touchbacks and 282 return yards for a 38.4 net average in 16 games.

2015 SEASON (Bears): Hit 70 punts for 3,097 yards (44.2 avg) with 28 inside the 20, four touchbacks and 197 return yards for a 39.7 net average in 15 contests.

2014 SEASON (Bears): Finished rookie campaign totaling 71 punts for 3,107 yards (43.8 gross avg) with 20 punts downed inside the 20, three touchbacks, one blocked punt and 335 opponent return yards for a 37.7 net average.

TRANSACTIONS:

- 03/15/2021:** Re-signed (one-year extension through 2021)
- 03/20/2019:** Re-signed/UFA (two-year contract through 2020)
- 03/16/2018:** Re-signed/UFA (one-year contract through 2018)
- 05/13/2014:** Signed/draft choice with Bears (four-year contract through 2017)

COLLEGE: Appeared in 54 games for Cincinnati (2009-12) and Miami (2013); had 234 punts for 10,168 yards (43.5 avg) with 78 punts downed inside the opponent's 20-yard line ... Set Miami's single-season record for yards-per-punt average (47.1) ... Was named to various All-ACC teams following the 2013 season and also named the Hurricanes' Special Teams MVP.

PERSONAL: Three-year letterwinner in both football and track and field at Palm Beach Central High School in Wellington, Fla. ... Earned first team all-state honors after averaging 45 yards on punts and had 95 percent touchback rate of kickoffs.

REGULAR SEASON COMPARISON: PUNTING - SAN FRANCISCO 49ERS										
DATE	OPP	W/L	GP/GS	NO.	YDS.	AVG.	TB	I20	LG	
9/14/14	CHI @ SF	W	P	5	238	47.6	1	1	52	
12/6/15	CHI vs. SF	L	P	6	257	42.8	0	3	54	
12/4/16	CHI vs. SF	W	P	6	233	38.8	2	2	52	
12/3/17	CHI vs. SF	L	P	5	199	39.8	0	3	49	
12/23/18	CHI @ SF	W	P	3	119	39.7	1	1	49	
TOTALS		3/2	5/0	25	1,046	0.0	4	10	54	

PAT O'DONNELL'S NFL REGULAR SEASON PUNTING STATISTICS													
DATE	TEAM	GP	NO.	YDS.	AVG.	OPP. RET.	YDS.	NET YDS.	AVG.	TB	IN20	LG	BK
2014	Bears	16	71	3,107	43.8	31	335	2,712	37.7	3	20	61	1
2015	Bears	15	70	3,097	44.2	25	197	2,820	39.7	4	28	72	1
2016	Bears	16	68	2,994	44.0	18	282	2,612	38.4	5	24	67	0
2017	Bears	16	87	4,087	47.0	40	512	3,455	39.7	6	27	69	0
2018	Bears	16	62	2,791	45.0	19	150	2,501	39.7	7	28	65	1
2019	Bears	16	80	3,586	44.8	35	247	3,299	40.7	2	26	75	1
2020	Bears	16	64	2,924	45.7	25	294	2,530	39.5	5	28	64	0
2021	Bears	7	28	1,316	47.0	15	215	1,061	37.9	2	9	63	0
NFL TOTALS		118	530	23,902	45.1	208	2,232	20,990	39.3	34	190	75	4

PAT O'DONNELL'S NFL POSTSEASON PUNTING STATISTICS													
DATE	TEAM	GP	NO.	YDS.	AVG.	OPP. RET.	YDS.	NET YDS.	AVG.	TB	IN20	LG	BK
2018	Bears	1	6	243	40.5	1	-1	244	40.7	0	4	49	0
2020	Bears	1	7	281	40.1	3	22	259	37.0	0	2	49	0
NFL TOTALS		2	13	524	40.3	4	21	503	38.7	0	6	49	0

SINGLE-GAME HIGHS: PUNTER

Punts 10 at Seattle Seahawks, Sep 27, 2015
Gross Punting Yards 477 at Seattle Seahawks, Sep 27, 2015
Gross Punting Avg 57.4 at Denver Broncos, Sep 15, 2019
Net Punting Yards 384 at Seattle Seahawks, Sep 27, 2015
Net Punting Avg 50.4 at Denver Broncos, Sep 15, 2019
Longest Punts 75 at Denver Broncos, Sep 15, 2019
Inside the 20 4 vs. Dallas Cowboys, Dec 05, 2019
...4 more at 4.


Pass Attempts 1 vs. Minnesota Vikings, Oct 09, 2017
Pass Completions 1 vs. Minnesota Vikings, Oct 09, 2017
Yards Passing 38 vs. Minnesota Vikings, Oct 09, 2017
TD Passes 1 vs. Minnesota Vikings, Oct 09, 2017
Rush Attempts 1 at Green Bay Packers, Nov 09, 2014
Special Teams Tackles 1 at Washington, Sep 23, 2019
...5 more at 1.

SINGLE-GAME HIGHS - POSTSEASON: PUNTER

Punts 7 at New Orleans Saints, Jan 10, 2021
Gross Punting Yards 281 at New Orleans Saints, Jan 10, 2021
Gross Punting Avg 40.5 vs. Philadelphia Eagles, Jan 06, 2019
Net Punting Yards 259 at New Orleans Saints, Jan 10, 2021

Net Punting Avg 40.7 vs. Philadelphia Eagles, Jan 06, 2019
Longest Punts 49 at New Orleans Saints, Jan 10, 2021
...1 more at 49.
Inside the 20 4 vs. Philadelphia Eagles, Jan 06, 2019

2021 GAME-BY-GAME REGULAR-SEASON STATISTICS (BEARS)															
DATE	OPPONENT		NO.	YDS.	AVG.	OPP. RET.	YDS.	NET YDS.	AVG	TB	IN20	LG	BK	W/L	SCORE
09/12	at Rams	P	1	36	36.0	0	0	36	36.0	0	1	36	0	L	14-34
09/19	Bengals	P	4	169	42.3	1	15	134	33.5	1	2	47	0	W	20-17
09/26	at Browns	P	7	397	56.7	7	103	294	42.0	0	0	63	0	L	6-26
10/03	Lions	P	3	159	53.0	3	29	130	43.3	0	0	60	0	W	24-14
10/10	at Raiders	P	5	234	46.8	1	9	225	45.0	0	2	53	0	W	20-9
10/17	Packers	P	4	161	40.3	2	16	145	36.3	0	3	48	0	L	14-24
10/24	at Buccaneers	P	4	160	40.0	1	43	97	24.3	1	1	50	0	L	3-38
2021 TOTALS			7	28	1,316	47.0	15	215	1,061	37.9	2	9	63	0	3-4

ALEC
OGLEETREE

44

LINEBACKER

Ht: 6-3
DOB: 9/25/91 (30)
Bears Season: 1
Acquired: FA-21

Wt: 250
College: Georgia
NFL Season: 9

PRO CAREER: A ninth-year player who has started in 101 of 102 regular-season games ... also started Los Angeles' 2017 Wild Card Game at middle linebacker ... Career totals include 714 tackles (503 solo), 12 interceptions returned for 259 yards and four touchdowns, 7.5 sacks, 13 forced fumbles, and 60 passes defended ... Played his first five seasons for the Rams and led the team in tackles four times, missing only 2015, when an ankle injury limited him to four games ... He had 155 tackles as a rookie in 2013, 169 the following season, 55 in 2015, 171 in 2016, 95 in 2017 and 93 in 2018.

2021 SEASON (Bears): Has started in every game of the 2021 season ... Has recorded a total of 35 tackles (27 solo) and three PDs through Week 7 ... Recorded five tackles (two solo) during his Bears debut at the Rams ... Was a strong contributor to the Bears defensive success in Week 2 vs. the Bengals; logging a PD, three tackles and a QBH ... Led the Bears with a career-high 12 tackles in the Week 4 win vs. the Lions ... Tallied six solo tackles in the Bears Week 5 victory at the Raiders ... Recorded his 500th-career solo tackle in the third quarter at Tampa Bay.

2020 SEASON (Jets): Played in two games with one start of the Jets, recording three TFL.

2019 SEASON (Giants): Started in all 13 games he played in ... Tied for second on the team with 80 total tackles (48 solo) and added 1.0 sack, one interception and six passes defended.

2018 SEASON (Giants): Started all 13 games in which he played at inside linebacker...Inactive with a hamstring injury vs. Washington (10/28) and with a concussion at Indianapolis (12/23) and vs. Dallas (12/30)...Finished second on the Giants with 93 tackles (58 solo), including 1.0 sack ... Led the Giants and all NFL linebackers with five interceptions. He tied the single-season record for interceptions by a Giants linebacker, set by Jerry Hillebrand in 1963...Returned two of the interceptions for touchdowns on a 15-yard return vs. Tampa Bay (11/18) and an 8-yard return vs. Chicago (12/2). He was the only NFL player with two interception return touchdowns in 2018, and the first linebacker in Giants history to score twice on interception returns in a season ... Collected seven tackles (3 solo) in his Giants debut vs. Jacksonville (9/9)...Intercepted his first pass of the season when he picked off Deshaun Watson at Houston (9/23)... Recorded a season-high 12 tackles (5 solo) vs. New Orleans (9/30)... Had nine (7 solo) and one interception vs. Tampa Bay ...Tallied four tackles (2 solo), including an 8-yard sack of Carson Wentz, at Philadelphia (11/25)... Registered 10 tackles (5 solo) and two interceptions vs. Chicago. Ogletree was the two Giants linebacker with two picks in a game in 2018; B.J. Goodson did it at San Francisco (11/12)... Posted eight tackles (3 solo) and intercepted his fifth pass at Washington (12/9).

2017 SEASON (LA Rams): Appeared in 15 regular-season games and the Rams' postseason game at middle linebacker ... He was one of several starters who did not play in the regular-season finale after the Rams had clinched the NFC West title ... Finished the season with 95 tackles (63 solo), 2.0 sacks, one interception (that he returned 41 yards for a touchdown at Arizona on Dec. 3), 10 passes defended, one forced fumble, and one fumble recovery ...Tallied a season-high 12 tackles (11 solo) at Minnesota (11/19), and 11 stops (7 solo) vs. Washington (9/17) ... Recorded sacks vs. Washington and vs. Seattle (10/8) ... Had five solo tackles in Los Angeles' loss to Atlanta in an NFC Wild Card Game.

2016 SEASON (LA Rams): Started all 16 games at middle linebacker after playing outside linebacker for his first three seasons ... Voted a team captain by his peers...Led the team in tackles for third time in his career ... Finished with the fifth highest single-season tackle output in Rams history with a career-high 171... Also led the team in passes defended (16) and tied for the team lead in interceptions (2)... Notched a team-leading 16 tackles at San Francisco (9/12) ... Totaled 11 total tackles (10 solo) and added a game-clinching forced fumble and fumble recovery in the final minute vs. Seattle (9/18) ... Recorded 13 tackles (11 solo) and two passes defended at New Orleans (11/27) ... Tallied seven tackles (6 solo) and intercepted a Russell Wilson pass at the Rams' 1-yard line at Seattle (12/15).

2015 SEASON (St. Louis Rams): Ogletree was limited to four games because of a broken fibula ... Finished the season with 55 tackles and 2.0 sacks before being placed on injured reserve/designated to return on Oct. 26 ... Started at strongside linebacker and led the team with career-high totals of 18 tackles (15 solo) at Washington (9/20). It was the highest total by a Rams defender since London Fletcher had 21 tackles vs. San Francisco in 2001...Contributed 15 tackles (12 solo), including a career-high 2.0 sacks vs. Pittsburgh(9/27) ... Led the team with 11 tackles at Arizona (10/4), despite leaving the game in the third quarter with a fibula injury.

2014 SEASON (St. Louis Rams): Started all 16 games and led the Rams in tackles for the second consecutive season with 169 (110 solo) ... Finished second on the team in passes defended (11) and forced fumbles (5) ... Nabbed his first interception of the season and second of his career off Carson Palmer, returning it 44 yards at Arizona (11/9) ... Followed that the following week with an interception of a Peyton Manning pass vs. Denver (11/16) ... Registered 14 tackles (8 solo) at San Diego (11/23) ... Made 13 tackles (11 solo) vs. the Giants (12/21).

2013 SEASON (St. Louis Rams): Started all 16 games as a rookie and led the team in tackles with 155 (124 solo), and had 1.5 sacks, one interception returned 98 yards for a touchdown, seven passes defended and six forced fumbles ... Made his NFL debut with a start at strongside linebacker and registered a team-high 11 tackles (9 solo) and forced a fumble vs. Arizona (9/8)...Recorded a team-high 11 tackles, forced his third fumble of the season, and picked up his first career interception and touchdown when he grabbed a T.J. Yates pass and returned it 98 yards at Houston (10/13)...Ogletree tied the NFL record for longest interception return by a linebacker, and the longest return by a rookie linebacker in league history...Tallied a team-high 12 tackles (10 solo), including his first career sack by dropping Palmer for a 7-yard loss at Arizona (12/8).

TRANSACTIONS:

08/04/2021: Signed by the Bears/UFA (one-year contract through 2021)

10/10/2020: Released by the Jets

09/10/2020: Signed to Jets practice squad; promoted to active roster 9/19/20

02/26/2020: Released by the Giants

03/14/2018: Traded to the Giants (w/ 2019 draft pick for two 2018 picks)

10/12/2017: Re-signed by the Rams (four-year extension through 2021)

05/02/2016: Rams exercise fifth-year option on rookie contract

06/13/2013: Signed by the Rams/draft choice (four-year contract; fifth-year option)

COLLEGE: In his three seasons at Georgia, he played in 30 games with 22 starts - 17 at weak inside linebacker and five at strong safety ... Career totals included 197 tackles (129 solo), 6.0 sacks, one interception, four forced fumbles, and one fumble recovery... As a senior in 2012, finished with a career-high 111 tackles (63 solo)...First-team All-Southeastern Conference choice by The NFL Draft Report ... In 2010, was named to the Southeastern Conference freshman team by the league's coaches.

PERSONAL: Married to Alex. They have a son, A.J...Studied human development & family science at Georgia ... Twin brother of former teammate Alexander Ogletree, a fullback for Georgia ... At Newnan High School, Ogletree was named Class AAAAA Defensive Player of the Year, to the All-Decade Team and received All-State first-team unanimous accolades ... Also selected by the Georgia Sports Writers Association as the state's Class AAAAA Defensive Player of the Year...Starter on the basketball team ... Ran the 400-meter dash and the 4x100, relay and long jumped for the Cougars.

COMMUNITY:

Hosted the annual Alec Ogletree Football Camp for youth athletes in Newnan, Ga...Joined staff members from My Sisters' Place, a domestic violence shelter, to host a panel conversation about healthy relationships and leadership with football players from Mt. Vernon High School...Served as the spokesman for the Giants annual Food Drive presented by Stop & Shop...Joined Stop & Shop to offload 1,500 turkeys to the Community Food Bank of N.J. for less fortunate families in the local community during the holidays. Finished the day with a visit to the Hillside Senior Center to provide produce and other healthy items from the Food Bank...Attended the 2019 Giants Draft Party, thanking season ticket holders for their support and celebrating the new Rookie Draft Class...Represented Autism Awareness during Week 13 of the My Cause My Cleats NFL initiative ... Packed 1,000+ care packages with front office staff, coaches and teammates that were donated to My Sisters' Place, a safe haven for victims of domestic violence.

REGULAR SEASON COMPARISON: DEFENSIVE - SAN FRANCISCO 49ERS

DATE	OPP	W/L	GP/GS	TOT	TACKLES				SACK	YDS.	INT	TFL	PD	QBH	MISC			
					SOLO	ASST									TD	FF	FR	FR
9/26/13	SL vs. SF	L	S	10	7	3			0.0	0.0	0	0	0	0	0	0	1	0
12/1/13	SL @ SF	L	S	10	7	3			0.0	0.0	0	1	0	0	0	1	0	0
10/13/14	SL vs. SF	L	S	6	5	1			0.0	0.0	0	1	0	0	0	0	0	0
11/2/14	SL @ SF	W	S	2	2	0			0.0	0.0	0	0	1	0	0	0	0	0
9/12/16	LA @ SF	L	S	12	11	1			0.0	0.0	0	0	1	0	0	0	0	0
12/24/16	LA vs. SF	L	S	8	7	1			0.0	0.0	0	0	1	0	0	0	0	0
9/21/17	LA @ SF	W	S	9	7	2			0.0	0.0	0	0	1	1	0	0	0	0
11/12/18	NYG @ SF	W	S	7	4	3			0.0	0.0	0	0	0	1	0	0	0	0
9/20/20	NYJ vs. SF	L	S	2	2	0			0.0	0.0	0	2	0	0	0	0	0	0
TOTALS		3/6	9/9	66	52	14			0.0	0.0	0	4	4	2	0	2	0	0

ALEC OGLETREE'S NFL REGULAR SEASON DEFENSIVE STATISTICS

ALL-STAR 3-4-5 LINE REGULAR SEASON DEFENSIVE STATISTICS																													
DATE	TEAM	GP	GS	TK	S	TACKLES					QBH	INTERCEPTIONS				O. FUMB				ST				MISC					
						A	TFL	YDS	SK	YDS		NO	YDS	LG	TD	PD	FF	FR	TD	YDS	TK	S	A	FF	FR	S	A		
2013	Rams	16	16	119	95	24	9	28	1.5	8.5	1	1	98	98t	1	10	6	0	0	0	0	0	0	0	0	0	0	0	0
2014	Rams	16	16	111	84	27	6	7	0.0	0.0	0	2	44	44	0	12	4	0	0	0	0	0	0	0	0	0	0	0	0
2015	Rams	4	4	42	27	15	4	18	2.0	9.0	2	0	0	0	0	0	0	0	0	0	0	0	0	0	0	0	0	0	0
2016	Rams	16	16	136	98	38	9	29	0.0	0.0	3	2	15	8	0	11	1	1	0	0	0	0	0	0	0	0	0	0	0
2017	Rams	15	15	95	63	32	3	25	2.0	18.0	5	1	41	41t	1	10	1	1	0	0	0	0	0	0	0	0	0	0	0
2018	Giants	13	13	93	58	35	6	21	1.0	8.0	4	5	61	20	2	8	0	0	0	0	0	0	0	0	0	0	0	0	0
2019	Giants	13	13	80	48	32	4	13	1.0	4.0	3	1	0	0	0	6	0	0	0	0	0	0	0	0	0	0	0	0	0
2020	Jets	2	1	3	3	0	3	8	0.0	0.0	0	0	0	0	0	0	0	0	0	0	0	0	0	0	0	0	0	0	0
2021	Bears	7	7	35	27	8	2	1	0.0	0.0	1	0	0	0	0	3	1	0	0	0	0	0	1	1	0	0	0	0	0
NFL TOTALS		102	101	714	503	211	46	150	7.5	47.5	19	12	259	98T	4	60	13	2	0	0	1	1	0	0	0	0	0	0	0

ALEC OGLETREE'S NFL POSTSEASON DEFENSIVE STATISTICS

NFL CAREER TOTALS FOR JACKSON JAMES EARL																													
				TACKLES								INTERCEPTIONS								O. FUMB.				ST				MISC.	
DATE	TEAM	GP	GS	TK	S	A	TFL	YDS	SK	YDS	QBH	NO	YDS	LG	TD	PD	FF	FR	TD	YDS	TK	S	A	FF	FR	S	A		
2017	Rams	1	1	5	5	0	0	0.0	0.0	0	0	0	0	0	0	0	0	0	0	0	0	0	0	0	0	0	0		
NFL TOTALS		1	1	5	5	0	0	0.0	0.0	0	0	0	0	0	0	0	0	0	0	0	0	0	0	0	0	0	0		

SINGLE-GAME HIGHS: DEFENSIVE

Total Tackles

16 at Washington Football Team, Sep 20, 2015

Sacks

2.0 vs. Pittsburgh Steelers, Sep 27, 2015

Passes Defensed

3 at Arizona Cardinals, Nov 09, 2014

Forced Fumbles

2 vs. Tampa Bay Buccaneers, Dec 22, 2013

Fumble Recoveries

1 at Seattle Seahawks, Dec 17, 2017

...1 more at 1.

Tackles For Loss

2 vs. San Francisco 49ers, Sep 20, 2020

...6 more at 2.

Interceptions

2 vs. Chicago Bears, Dec 02, 2018

Interception Return Yards

98 at Houston Texans, Oct 13, 2013

Special Teams Tackles


1 vs. Green Bay Packers, Oct 17, 2021

SINGLE-GAME HIGHS - POSTSEASON: DEFENSIVE

Total Tackles

5 vs. Atlanta Falcons, Jan 06, 2018

2021 GAME-BY-GAME REGULAR-SEASON STATISTICS (BEARS)																												
			TACKLES							INTERCEPTIONS				O. FUMB			ST			MISC								
DATE	OPPONENT	P/S	TK	S	A	SK	YDS	TFL	YDS	QBH	NO	YDS	LG	TD	PD	FF	FR	TD	YDS	TK	S	A	FF	FR	S	A	W/L	SCORE
09/12	at Rams	S	5	2	3	0	0	0	0	0	0	0	0	0	0	0	0	0	0	0	0	0	0	0	0	0	L	14-34
09/19	Bengals	S	3	1	2	0	0	0	0	0	1	0	0	0	0	1	0	0	0	0	0	0	0	0	0	0	W	20-17
09/26	at Browns	S	4	4	0	0	0	0	0	0	0	0	0	0	0	0	0	0	0	0	0	0	0	0	0	0	L	6-26
10/03	Lions	S	12	10	2	0	0	0	1	0	0	0	0	0	1	0	0	0	0	0	0	0	0	0	0	0	W	24-14
10/10	at Raiders	S	6	6	0	0	0	0	0	0	0	0	0	0	0	0	0	0	0	0	0	0	0	0	0	0	W	20-9
10/17	Packers	S	1	0	1	0	0	0	0	0	0	0	0	0	1	0	0	0	0	1	1	0	0	0	0	0	L	14-24
10/24	at Buccaneers	S	4	4	0	0	0	0	1	1	0	0	0	0	0	1	0	0	0	0	0	0	0	0	0	0	L	3-38
2021 TOTALS			7-7	35	27	8	0	0	2	1	1	0	0	0	3	1	0	0	0	1	1	0	0	0	0	0	3-4	


BRESHAD
PERRIMAN
19
Ht: 6-1
DOB: 9/10/93 (28)
Bears Season: 1
Acquired: UFA-21 (DET)

Wt: 210
College: UCF
NFL Season:
WIDE RECEIVER

PRO CAREER: A seventh-year veteran beginning his first season in Chicago after signing with the team Sept. 6, 2021 ... has played in 63 career games with 22 starts, recording 125 catches for 2,066 yards and 14 touchdowns ... among all active NFL players (125 reception minimum), he ranks fourth in the League with a 16.5 receiving average ... among all NFL players since 2016, he ranks fifth with a 12.2 receiving average at the point of reception ... since 2018, he has an 18.2 receiving average, the second-highest in the NFL in that span.

2021 SEASON (Bears): Inactive Weeks 1-7.

2020 SEASON (Jets): Started all 12 games he played for the New York Jets, posting 30 receptions for 505 yards (15.8 avg.) and three touchdowns ... registered five receptions for 101 yards (20.2 avg.) and two touchdowns in Week 9 vs. New England.

2019 SEASON (Buccaneers): Appeared in 14 games (four starts) for the Tampa Bay Buccaneers, logging 36 receptions for 645 yards (17.9 avg.) and a career-best six touchdowns ... ended the season with three-straight 100-yard games (Weeks 15-17) ... became the third player in franchise history to produce a game with at least 100 receiving yards and three touchdowns in Week 15 at Detroit.

2018 SEASON (Ravens, Redskins, Browns): Played in 10 games (two starts) for the Cleveland Browns and tallied 16 receptions for 340 yards (21.3 avg.) and two touchdowns ... caught two passes for 81 yards (40.5 avg.), including a career-long 66-yard reception, in Week 14 vs. Carolina.

2017 SEASON (Ravens): Played in 11 games (three starts) and caught 10 passes for 77 yards (7.7 avg.).

2016 SEASON (Ravens): Appeared in all 16 games (one start) and recorded 33 receptions for 499 yards (15.1 avg.) and three touchdowns ... caught his first-career touchdown in Week 10 vs. Cleveland.

2015 SEASON (Ravens): Did not appear in a regular season game.

TRANSACTIONS:

Signed by the Bears/UFA on Sept. 6, 2021

Signed as an unrestricted free agent with the Detroit Lions on March 22, 2021.

Signed by the New York Jets on March 25, 2020.

Signed by the Tampa Bay Buccaneers on March 13, 2019.

Signed by the Cleveland Browns on Oct. 13, 2018.

Waived by Washington on Sept. 22, 2018.

Signed by the Washington Football Team on Sept. 18, 2018.

Waived by Baltimore on Sept. 1, 2018.

Placed on Reserve/Injured (PCL) on Nov. 17, 2015.

Selected by the Baltimore Ravens in the first round (26th overall) of the 2015 NFL Draft.

COLLEGE: Played three seasons at UCF (2012-14), recording 115 receptions for 2,243 yards (19.5 avg.) and 16 touchdowns ... Tallied 50 receptions for 1,044 yards (20.9 avg.) and nine touchdowns in 13 games in 2014 ... 2014 First-Team All-AAC ... Became the first UCF receiver with at least 1,000 yards in a season since Mike Sims-Walker in 2006 ... Ended his career by posting a reception in each of his final 31 games ... Had a stretch of seven straight games with a touchdown reception from Oct. 18-Dec. 4 ... Led UCF with a 20.8 receiving average in 2013.

PERSONAL: His father, Brett, played receiver for the Lions from 1991-96 and ranks fourth in franchise history in receptions (428) and yards (5,244) ... attended Arabia Mountain High School (Lithonia, Ga.), where he participated in the 2010 DeKalb County Coaches Association Senior All-Star Football Game.

BRESHAD PERRIMAN'S NFL REGULAR SEASON RUSHING/RECEIVING STATISTICS

RECEIVING														RUSHING				
DATE	TEAM	GP	GS	NO.	YDS.	AVG.	LG	TD	NO.	YDS.	AVG.	LG	TD					
2015	Ravens	0	0	0	0	0.0	0	0	0	0	0.0	0	0					
2016	Ravens	16	1	33	499	15.1	53t	3	1	2	2.0	2	0					
2017	Ravens	11	3	10	77	7.7	14	0	0	0	0.0	0	0					
2018	Ravens	0	0	0	0	0.0	0	0	0	0	0.0	0	0					
Went from Baltimore to Washington .																		
2018	Washington	0	0	0	0	0.0	0	0	0	0	0.0	0	0					
Went from Washington to Cleveland .																		
2018	Browns	10	2	16	340	21.3	66	2	4	2	0.5	7	0					
2018	TOTAL	10	2	16	340	21.3	66	2	4	2	0.5	7	0					
2019	Buccaneers	14	4	36	645	17.9	44	6	2	16	8.0	13	0					
2020	Jets	12	12	30	505	16.8	53	3	1	6	6.0	6	0					
2021	Bears	0	0	0	0	0.0	0	0	0	0	0.0	0	0					
NFL TOTALS		63	22	125	2,066	16.5	66	14	8	26	3.3	13	0					

SINGLE-GAME HIGHS: RUSHING/RECEIVING

Rush Attempts 2 vs. Kansas City Chiefs, Nov 04, 2018
Rushing Yards 13 vs. New York Giants, Sep 22, 2019
Longest Runs 13 vs. New York Giants, Sep 22, 2019
Receptions 7 vs. Houston Texans, Dec 21, 2019
Receiving Yards 134 vs. Atlanta Falcons, Dec 29, 2019


Longest Receptions 66 vs. Carolina Panthers, Dec 09, 2018
Receiving TDs 3 at Detroit Lions, Dec 15, 2019
All-Purpose Yards 134 vs. Atlanta Falcons, Dec 29, 2019
Miscellaneous Tackles 1 vs. Las Vegas Raiders, Dec 06, 2020
...6 more at 1.
Most TDs 3 at Detroit Lions, Dec 15, 2019

100-YARD RECEIVING GAMES (4): REGULAR SEASON

DATE	TEAM	NO.	YDS.	AVG.	LG	TD
12/15/19	at Lions	5	113	22.6	34t	3
12/21/19	TEXANS	7	102	14.6	27	0
12/29/19	FALCONS	5	134	26.8	37	1
11/09/20	PATRIOTS	5	101	20.2	50t	2

2021 GAME-BY-GAME REGULAR-SEASON STATISTICS (BEARS)

DATE	OPPONENT	P/S	RECEIVING					RUSHING					W/L	SCORE
			NO.	YDS.	AVG.	LG	TD	NO.	YDS.	AVG.	LG	TD		
09/12	at Rams							ON INACTIVE LIST					L	14-34
09/19	Bengals							ON INACTIVE LIST					W	20-17
09/26	at Browns							ON INACTIVE LIST					L	6-26
10/03	Lions							ON INACTIVE LIST					W	24-14
10/10	at Raiders							ON INACTIVE LIST					W	20-9
10/17	Packers							ON INACTIVE LIST					L	14-24
10/24	at Buccaneers							ON INACTIVE LIST					L	3-38
2021 TOTALS			0-0	0	0	0.0	0	0	0	0	0.0	0	0	3-4



JASON
PETERS

71

Ht: 6-4
DOB: 1/22/82 (39)
Bears Season: 1
Acquired: FA-21

Wt: 328
College: Arkansas
NFL Season: 18

OFFENSIVE LINEMAN

CAREER: Has played in 220 career games with 210 starts, including six postseason starts ... with his ninth Pro Bowl selection and seventh as an Eagle in 2016, Peters garnered the second-most Pro Bowl nods in team history behind Chuck Bednarik (eight) ... earned *Associated Press* All-Pro honors following the 2007, '08, '10, '11, '13 and '14 campaigns ... was named to the first team in 2011 and 2013 ... joined Frank "Bucko" Kilroy (1953-55) as the only two offensive linemen in franchise history to earn a Pro Bowl berth in three consecutive years ... since Peters' first Pro Bowl selection in 2007, only Joe Thomas (10) has been selected to as many Pro Bowls as an OL ... has 2 career TDs: blocked a punt and recovered it in the end zone (12/19/04 at Cin.) and caught J.P. Losman's first career TD pass (9/11/05 vs. Hou.) ... in 2014, was named a second-team AP All-Pro and garnered All-NFC honors from the Pro Football Writers of America ... was part of an Eagles offensive line in 2013 that blocked for the NFL's leading rusher, LeSean McCoy, who finished with a franchise-best 1,607 rushing yards ... also helped the Eagles set a team record with 6,676 total yards and record the second-most points in franchise history (442).

2021 SEASON (Bears): Has started at left tackle in every game of the 2021 season ... Helped pave the way for the Bears to rush for 188 yards in the Week 4 win over the Lions.

KEY TRANSACTIONS:

- 08/16/2021: Signed with the Bears/UFA (one-year contract through 2021)
- 07/14/2020: Re-signed with the Eagles (one-year contract through 2020)
- 03/11/2019: Re-signed with the Eagles (one-year extension through 2019)
- 02/26/2014: Re-signed with the Eagles (five-year contract through 2018)
- 04/17/2009: Signed with the Eagles (four-year extension through 2014)
- 04/17/2009: Traded from the Bills to the Eagles (for three draft picks)
- 05/10/2006: Re-signed by the Bills/ERFA (one-year contract)
- 05/10/2006: Signed to Bills practice squad 9/2004; signed to active roster 11/12/2004
- 04/30/2004: Signed by the Bills/UFA

COLLEGE: Left Arkansas after his junior season ... played in 36 games and caught 28 passes for 300 yards and four touchdowns as a tight end ... in 2003 earned All-SEC second team honors after starting every game at TE and ranking third on the team with 21 receptions for 218 yards and four TDs ... played in 13 games (12 starts) as a tight end in 2002 ... in 2001, played in 10 games (three starts) ... began the season as a reserve defensive end and tackle, moving to tight end for the Auburn contest ... redshirted in 2000, spending the season as a scout team defensive lineman.


JASON PETERS' NFL REGULAR SEASON STATISTICS

DATE	TEAM	GP	GS
2004	Bills	5	1
2005	Bills	16	10
2006	Bills	16	16
2007	Bills	15	15
2008	Bills	13	13
2009	Eagles	15	15
2010	Eagles	13	13
2011	Eagles	14	14
2013	Eagles	16	16
2014	Eagles	16	16
2015	Eagles	14	14
2016	Eagles	16	16
2017	Eagles	7	7
2018	Eagles	16	16
2019	Eagles	13	13
2020	Eagles	8	8
2021	Bears	7	7
NFL TOTALS		220	210

JASON PETERS' NFL POSTSEASON STATISTICS

DATE	TEAM	GP	GS
2009	Eagles	1	1
2010	Eagles	1	1
2013	Eagles	1	1
2017	Eagles	0	0
2018	Eagles	2	2
2019	Eagles	1	1
NFL TOTALS		6	6

2021 GAME-BY-GAME REGULAR-SEASON STATISTICS (BEARS)				
DATE	OPPONENT	P/S	W/L	SCORE
09/12	at Rams	S	L	14-34
09/19	Bengals	S	W	20-17
09/26	at Browns	S	L	6-26
10/03	Lions	S	W	24-14
10/10	at Raiders	S	W	20-9
10/17	Packers	S	L	14-24
10/24	at Buccaneers	S	L	3-38
2021 TOTALS		7-7	3-4	


**ALLEN
ROBINSON II**
12

Ht: 6-2
DOB: 8/24/93 (28)
Bears Season: 4
Acquired: UFA-18 (JAX)

Wt: 220
College: Penn State
NFL Season: 8

WIDE RECEIVER

 Q
15

PRO CAREER: Has appeared in 95 career NFL games with 91 starts over eight-plus seasons with the Jaguars (2014-17) and Bears (2018-21) ... Has recorded 480 career receptions for 6,249 yards (13.0 avg) and 40 touchdowns; has at least one reception in all 95 career games ... Ranked third in the NFL among wide receivers with 2,397 receiving yards during the 2019 and 2020 seasons (Diggs 2,665; Hopkins 2,572), recording 1,147 yards in 2019 and 1,250 yards in 2020 ... Is the fifth Bears player ever to post back-to-back 1,000 yard-seasons (2019-20) ... Tied for first with five 10+ reception-games in Bears history with Brandon Marshall and Alshon Jeffery ... Owns 16 games of 100+ receiving yards and his eight career multi-touchdown performances, is tied for seventh in the NFL since he entered the league in 2014 ... Recorded four multiple TD games in Jacksonville, which are tied for the second most in franchise history ... His 14 TD receptions in 2015 with Jacksonville set the single-season franchise record.

HONORS:

2020: Brian Piccolo veteran award winner

2019: Walter Payton Man of the Year nominee; Ed Block Courage Award; PFWA Media Good Guy award

2015: Pro Bowl Selection; Ed Block Courage Award

2021 SEASON (Bears): Has started in all seven games of the 2021 season ... Currently has 250 receiving yards on the season ... Has at least one catch in all 35 career games, a streak that is currently second among all NFL players (DeAndre Hopkins, 133) ... Led the team with six receptions for 35 yards in the season-opener at the Rams ... Had two receptions for 24 yards and caught an 11-yard touchdown pass in the first quarter of the Week 2 win over the Bengals ... Recorded two receptions for 27 yards in Week 3 ... Logged three receptions for 63 yards in the Week 4 win over the Lions ... Had four receptions for 32 yards in the Week 5 victory at the Raiders ... Recorded four receptions for 53 yards in Week 6 vs. the Packers.

2020 SEASON (Bears): Led the team with 102 receptions (sixth in the NFL) for 1,250 yards and six touchdowns ... In Week 16, he reached 100 receptions on the season for the first time in his career; it marked the first 100-catch season by a Bears player since Matt Forte in 2014 (102) and the first by a WR since Brandon Marshall in 2013 (100) ... In Week 14, he eclipsed 1,000 yards on the season, becoming the fifth Bears player ever to post back-to-back 1,000-yard campaigns, joining Curtis Conway (1995-96), Marty Booker (2001-02), Brandon Marshall (2012-13), and Alshon Jeffery (2013-14) ... He joined former WR Brandon Marshall as the only Bears players to surpass season totals of 100 catches and 1,200 receiving yards (Marshall did so twice 2012-13) ... Had 22 receptions of 20+ yards, which was tied for most in Bears history (Marcus Robinson, 22, 1999) ... Finished the regular season with a catch of 20+ yards in 14 straight games, the longest such streak in Bears history ... Caught two touchdowns on eight receptions for 74 yards in Week 12 at Green Bay. His four multi-TD games as a Bear is four off of Harlon Hill's (8) for the most multi-TD games in Bears history ... Tied a career high with 10 catches for 123 yards and a 37-yard touchdown in the Week 3 win over the Falcons ... Also recorded 10 catches for 90 yards in the Week 5 win over the Buccaneers ... Recorded another 100-yard performance in Week 4 vs. the Colts, catching seven passes for 101 yards, including one touchdown late in the fourth quarter; eclipsed 5,000 career receiving yards with a 27-yard grab in the second quarter vs. IND ... Recorded six catches for 87 yards and a touchdown in the Week 8 overtime loss to the Saints; became the 17th NFL player in history to hit career totals of at least 400 receptions, 5,000 receiving yards and 35 TDs by their 80th career game vs. NO.

2019 SEASON (Bears): Appeared in 16 games with 15 starts, recording 98 receptions for 1,147 yards (11.7 avg) and seven TDs (all team highs) ... Recorded three 100-yard receiving games, including a season-high 131 in the Week 12 win over the Giants ... Recorded 13 games with at least five catches, including seven games with seven or more ... Went over the 1,000-yard mark in Week 15 at GB, becoming the first Bears receiver to eclipse 1,000 yards since Alshon Jeffery in 2014 ... His 1,147 total receiving yards marked the second-highest of his career and he joined Brandon Marshall (2012-13) and Marty Booker (2002) as the only Bears to record 95+ receptions and 1,100 yards in a single season.

2018 SEASON (Bears): Appeared in 13 games (12 starts), recording 754 yards on 55 receptions (13.7 avg) and four touchdowns ... Hauled in 10 receptions in Week 2 vs. Seattle, which matched his career-high; added two touchdowns vs. Detroit ... Caught 10 passes for 143 yards in Wild Card playoff game vs. PHI; the 10 receptions tied Matt Forte for most receptions in a postseason game and 143 receiving yards are most all-time in a postseason game in franchise history (passing Willie Gault - 129).

2017 SEASON (Jaguars): Started the opening game, catching one pass for 17 yards before injuring his knee in the first quarter at Houston ... Placed on Injured Reserve in Week 2 for the remainder of the season

2016 SEASON (Jaguars): Started all 16 games for the Jaguars, catching 73 passes for 883 yards (12.1 avg) and six touchdowns ... Recorded two 100+ yard games: had 9 catches for 147 yards in Week 16 win vs. TEN and had 9 catches for 107 yards in a Week 10 loss to Houston.

2015 SEASON (Jaguars): Started all 16 games, recording 80 receptions for 1,400 yards (17.5 avg) and 14 touchdowns ... His 14 touchdowns set a single-season franchise record and tied for the NFL lead (Doug Baldwin, Brandon Marshall) ... Set career-highs in receptions with 10 at Tennessee (12/6), receiving yards (155, vs. MIA 9/15) and receiving TDs (3, at TEN 12/6) ... Caught a career-long 90-yard touchdown at New Orleans ... Recorded six 100-yard receiving games, including two games with 150+ yards.

2014 SEASON (Jaguars): Played in 10 games (8 starts) as a rookie, recording 48 receptions for 548 yards (11.4 avg) and 2 touchdowns ... Was tied for first among rookies in receptions and fourth in receiving yards at the time of his injury.

TRANSACTIONS:

03/09/2021: Franchise Tagged by the Bears (through 2021)

03/14/2018: Signed with the Bears/UFA (three-year contract through 2020)

06/24/2014: Signed with the Jaguars/draft choice (four-year contract through 2017)

COLLEGE: Played in 25 games with 24 starts at Penn State; finished career with 177 receptions for 2,474 yards (14.0 avg) with 17

touchdowns; ranked second in school history for career receptions ... Two-time Big Ten Conference Receiver of the Year and earned first-team All-Big Ten honors in back-to-back seasons ... Became third WR in school history to earn first-team All-American honors ... Led Big Ten in receptions and receiving yards in each of his last two seasons.

PERSONAL: Played football at St. Mary's Prep in Detroit, Mich.; led team to Michigan Division III state championship game as a senior ... Recorded 44 receptions for 720 yards as a senior; also returned two punts for TDs and added two interceptions ... Also was captain of the varsity basketball team.

REGULAR SEASON COMPARISON: RECEIVING/RUSHING - SAN FRANCISCO 49ERS

DATE	OPP	W/L	GP/GS	NO.	YDS.	RECEIVING						NO.	YDS.	AVG.	LG	TD
						AVG.	LG	TD	TGTS	YAC						
12/23/18	CHI @ SF	W	5	6	85	14.2	43	0	8	19		1	9	9.0	9	0
TOTALS		1/0	1/1	6	85	14.2	43	0	8	19		1	9	9	9	0

ALLEN ROBINSON II'S NFL REGULAR SEASON RUSHING/RECEIVING STATISTICS

DATE	TEAM	GP	GS	NO.	YDS.	RECEIVING						NO.	YDS.	AVG.	LG	TD
						AVG.	LG	TD								
2014	Jaguars	10	8	48	548	11.4	54	2				0	0	0.0	0	0
2015	Jaguars	16	16	80	1,400	17.5	90t	14				0	0	0.0	0	0
2016	Jaguars	16	16	73	883	12.1	42	6				0	0	0.0	0	0
2017	Jaguars	1	1	1	17	17.0	17	0				0	0	0.0	0	0
2018	Bears	13	12	55	754	13.7	43	4				1	9	9.0	9	0
2019	Bears	16	15	98	1,147	11.7	49	7				1	2	2.0	2	0
2020	Bears	16	16	102	1,250	12.3	42	6				1	-1	-1.0	-1	0
2021	Bears	7	7	23	250	10.9	28	1				0	0	0.0	0	0
NFL TOTALS		95	91	480	6,249	13.0	90T	40				3	10	3.3	9	0

ALLEN ROBINSON II'S NFL POSTSEASON RUSHING/RECEIVING STATISTICS

DATE	TEAM	GP	GS	NO.	YDS.	RECEIVING						NO.	YDS.	AVG.	LG	TD
						AVG.	LG	TD								
2017	Jaguars	0	0	0	0	0.0	0	0				0	0	0.0	0	0
2018	Bears	1	1	10	143	14.3	45	1				0	0	0.0	0	0
2020	Bears	1	1	6	55	9.2	21	0				0	0	0.0	0	0
NFL TOTALS		2	2	16	198	12.4	45	1				0	0	0.0	0	0

SINGLE-GAME HIGHS: RUSHING/RECEIVING

Rush Attempts

1 at Detroit Lions, Sep 13, 2020
...2 more at 1.

Rushing Yards

9 at San Francisco 49ers, Dec 23, 2018

Longest Runs
Receptions

9 at San Francisco 49ers, Dec 23, 2018
10 at Jacksonville Jaguars, Dec 27, 2020
...5 more at 10.

Receiving Yards

155 vs. Miami Dolphins, Sep 20, 2015

Longest Receptions

90t at New Orleans Saints, Dec 27, 2015

Receiving TDs

All-Purpose Yards

Miscellaneous Tackles

3 at Tennessee Titans, Dec 06, 2015

155 vs. Miami Dolphins, Sep 20, 2015

1 vs. New York Giants, Sep 20, 2020

...6 more at 1.

Most TDs

3 at Tennessee Titans, Dec 06, 2015

Receiving Average

25.8 vs. Miami Dolphins, Sep 20, 2015

SINGLE-GAME HIGHS - POSTSEASON: RECEIVING

Receptions

10 vs. Philadelphia Eagles, Jan 06, 2019

Receiving Yards

143 vs. Philadelphia Eagles, Jan 06, 2019

Longest Receptions

45 vs. Philadelphia Eagles, Jan 06, 2019

Receiving TDs

1 vs. Philadelphia Eagles, Jan 06, 2019

All-Purpose Yards

143 vs. Philadelphia Eagles, Jan 06, 2019

Most TDs

1 vs. Philadelphia Eagles, Jan 06, 2019

100-YARD RECEIVING GAMES (16): REGULAR SEASON

DATE	TEAM	NO.	YDS.	AVG.	LG	TD
09/20/15	DOLPHINS	6	155	25.8	52	2
11/08/15	at Jets	6	121	20.2	44	0
11/19/15	TITANS	5	113	22.6	38	0
12/06/15	at Titans	10	153	15.3	44	3
12/27/15	at Saints	6	151	25.2	90t	1
01/03/16	at Texans	5	108	21.6	36	0
11/13/16	TEXANS	9	107	11.9	19	1
12/24/16	TITANS	9	147	16.3	37	0
11/11/18	LIONS	6	133	22.2	36t	2
09/05/19	PACKERS	7	102	14.6	27	0
11/24/19	GIANTS	6	131	21.8	49	1
12/15/19	at Packers	7	125	17.9	34	0
09/27/20	at Falcons	10	123	12.3	37t	1
10/04/20	COLTS	7	101	14.4	27	1
12/13/20	TEXANS	9	123	13.7	35	1
12/27/20	at Jaguars	10	103	10.3	21	0

100-YARD RECEIVING GAMES (1): POSTSEASON

DATE	TEAM	NO.	YDS.	AVG.	LG	TD
01/06/19	EAGLES	10	143	14.3	45	1

2021 GAME-BY-GAME REGULAR-SEASON STATISTICS (BEARS)

DATE	OPPONENT	P/S	RECEIVING					RUSHING					W/L	SCORE
			NO.	YDS.	AVG.	LG	TD	NO.	YDS.	AVG.	LG	TD		
09/12	at Rams	S	6	35	5.8	9	0	0	0	0.0	0	0	L	14-34
09/19	Bengals	S	2	24	12.0	13	1	0	0	0.0	0	0	W	20-17
09/26	at Browns	S	2	27	13.5	18	0	0	0	0.0	0	0	L	6-26
10/03	Lions	S	3	63	21.0	28	0	0	0	0.0	0	0	W	24-14
10/10	at Raiders	S	4	32	8.0	12	0	0	0	0.0	0	0	W	20-9
10/17	Packers	S	4	53	13.3	20	0	0	0	0.0	0	0	L	14-24
10/24	at Buccaneers	S	2	16	8.0	12	0	0	0	0.0	0	0	L	3-38
2021 TOTALS		7-7	23	250	10.9	28	1	0	0	0.0	0	0	3-4	



CARD
SANTOS

2

KICKER

Ht: 5-8
DOB: 11/12/91 (29)
Bears Season: 2
Acquired: FA-20

Wt: 175
College: Tulane
NFL Season: 8

PRO CAREER: Eight-year NFL veteran, has converted on 83.9 percent of his career field goals, including a perfect 7-for-7 in the postseason ... Has played for Kansas City (2014-17), Chicago (2017, '20) L.A. Rams (2018), New York Jets (2018), Tampa Bay Buccaneers (2019), and Tennessee Titans (2019) ... Set a Bears records for consecutive field goals both overall and in a single-season (27) in 2020; also set a single-season percentage record, making 93.8 percent of his attempts (30-of-32) ... Converted on 86-of-102 fields goals from 2014-16 with Kansas City, including 31-of-35 (88.6) in 2016 ... Made a career-high seven field goals at Cincinnati (10/4/15) and made a career-long 55-yard field goal at Carolina (10/18/20) ... Connected on a career-best six extra-point attempts against Detroit (11/1/15), which he matched at New England (9/7/17).

HONORS & AWARDS:

2020: NFC Special Teams Player of the Week (Week 6)
2019: NFC Special Teams Player of the Week (Week 6)
2016: AFC Special Teams Player of the Month (November)

2021 SEASON (Bears): Is a perfect 8-of-8 on the season ... currently has a streak of 35 consecutive field goals made during the regular season, a Bears record, and the longest active streak in the NFL; the streak began in Week 3 of the 2020 season at the Falcons ... has connected on multiple FGs in three of the seven games this season, including three in the win over the Lions in Week 4 ... connected on two field goals late in the fourth quarter to help seal the win at the Raiders. His longest field goal of the season was a 47-yarder made at the Browns Week 3.

2020 SEASON (Bears): Set a Bears records for consecutive field goals both overall and in a single-season (27) in 2020, breaking the old record of 26 straight held by Robbie Gould from 2005-06 (Weeks 16-17 in 2005, Weeks 1-11 in 2006); also set a single-season percentage record, making 93.8 percent of his attempts (30 of 32) ... Went 30 of 32 on the season (93.8 percent) on field goals, including 36 of 37 on PATs ... Named the NFC Special Teams Player of the Month in December, going a perfect 12 for 12 on field goals and 16 of 17 on PATs (his lone miss was blocked) ... Connected on a season-high four field goals in the Week 15 win at Minnesota ... Connected on all three of his attempts in Week 17 against the Packers ... Made all three of his FG attempts, including a 51-yarder that sent the game into overtime, in Week 8 vs. NO ... Drilled a career-long 55-yard FG just before the half in the Week 6 win at Carolina; went 3 for 3 in that game and picked up NFC Special Teams Player of the Week honors in the process ... Connected on both field goals in the Week 5 win over the Buccaneers, including the game-winning 38-yarder with 1:13 remaining; also connected on a season-long 47-yarder in the win.

TRANSACTIONS:

03/15/2021: Re-signed by the Bears (three-year extension through 2023)
08/25/2020: Signed by Bears; released 9/5; signed to practice squad 9/6; signed to active roster 9/16
09/04/2019: Signed by Titans; released 10/7
03/13/2019: Re-signed by the Buccaneers (one-year extension through 2019); released 8/31
11/12/2018: Signed by the Buccaneers
10/02/2018: Signed by the Rams; released 10/16
03/16/2018: Signed/UFA with the Jets (one-year contract through 2018); released 8/22
11/20/2017: Signed by the Bears
09/30/2017: Cut by the Kansas City Chiefs
04/17/2017: Re-signed/rest FA with the Chiefs (one-year tender through 2017)
05/19/2014: Signed by the Chiefs

COLLEGE/PERSONAL: Played in 50 games at Tulane (2010-13), connecting on 61-of-78 field goals (78.2 pct.) and 129-of-132 extra points (98.0 pct.) ... Established a school record for field goal percentage and ranking second in school history in points (312) and field goals made (61) ... As a senior (2013), earned the Lou Groza Award, given annually to the best kicker in college football ... Also named the College Football Performance National Kicker of the Year ... A native of Sao Paulo, Brazil and was part of a high school exchange program at St. Joseph's Academy (St. Augustine, Florida).

REGULAR SEASON COMPARISON: KICKING - SAN FRANCISCO 49ERS

DATE	OPP	W/L	GP/GS	FGA	FCM	PCT	LONG	XPA	XPM	PTS	1-9	10-29	30-39	40-49	50+	KO	TB
12/13/17	CHI vs. SF	L	P	0	0	0%	0	2	2	2	0-0	0-0	0-0	0-0	0-0	0	0
TOTALS			1/0	0	0	0%	0	2	2	2	0-0	0-0	0-0	0-0	0-0	0	0

CAIRO SANTOS' NFL REGULAR SEASON KICKING STATISTICS											
DATE	TEAM	GP	FGM	FGA	PCT.	LG	XP	XPA	PCT.	BLK	PTS
2014	Chiefs	16	25	30	83.3	53	38	38	100.0	0	113
2015	Chiefs	16	30	37	81.1	53	39	41	95.1	1	129
2016	Chiefs	16	31	35	88.6	54	36	39	92.3	0	129
2017	Chiefs	3	3	3	100.0	39	12	12	100.0	0	21
Went from Kansas City to Chicago.											
2017	Bears	2	1	2	50.0	38	2	2	100.0	0	5
2017	TOTAL	5	4	5	80.0	39	14	14	100.0	0	26
2018	Rams	2	5	6	83.3	39	5	6	83.3	0	20
Went from L.A. Rams to Tampa Bay.											
2018	Buccaneers	7	9	12	75.0	45	17	17	100.0	0	44
2018	TOTAL	9	14	18	77.8	45	22	23	95.7	0	64
2019	Titans	5	4	9	44.4	53	12	12	100.0	1	24
2020	Bears	16	30	32	93.8	55	36	37	97.3	0	126
2021	Bears	7	8	8	100.0	47	11	11	100.0	0	35
NFL TOTALS		90	146	174	83.9	55	208	215	96.7	2	646

CAIRO SANTOS' NFL POSTSEASON KICKING STATISTICS											
DATE	TEAM	GP	FGM	FGA	PCT.	LG	XP	XPA	PCT.	BLK	PTS
2015	Chiefs	2	5	5	100.0	49	5	5	100.0	0	20
2016	Chiefs	1	1	1	100.0	48	1	1	100.0	0	4
2019	Titans	0	0	0	0.0	0	0	0	0.0	0	0
2020	Bears	1	1	1	100.0	36	0	0	0.0	0	3
NFL TOTALS		4	7	7	100.0	49	6	6	100.0	0	27

CAIRO SANTOS' NFL REGULAR SEASON FIELD-GOAL ACCURACY STATISTICS											
DATE	TEAM	1-19	PCT.	20-29	PCT.	30-39	PCT.	40-49	PCT.	50+	PCT.
2014	Chiefs	1-1	100.0	10-10	100.0	6-7	85.7	7-10	70.0	1-2	50.0
2015	Chiefs	0-0	0.0	7-8	87.5	10-10	100.0	9-11	81.8	4-8	50.0
2016	Chiefs	0-0	0.0	8-9	88.9	15-17	88.2	6-7	85.7	2-2	100.0
2017	Chiefs	0-0	0.0	0-0	0.0	3-3	100.0	0-0	0.0	0-0	0.0
Went from Kansas City to Chicago.											
2017	Bears	0-0	0.0	0-0	0.0	1-1	100.0	0-0	0.0	0-1	0.0
2017	TOTAL	0-0	0.0	0-0	0.0	4-4	100.0	0-0	0.0	0-1	0.0
2018	Rams	1-1	100.0	2-2	100.0	2-2	100.0	0-1	0.0	0-0	0.0
Went from L.A. Rams to Tampa Bay.											
2018	Buccaneers	0-0	0.0	2-2	100.0	4-4	100.0	3-5	60.0	0-1	0.0
2018	TOTAL	1-1	100.0	4-4	100.0	6-6	100.0	3-6	50.0	0-1	0.0
2019	Titans	0-0	0.0	0-0	0.0	1-3	33.3	2-3	66.7	1-3	33.3
2020	Bears	0-0	0.0	9-9	100.0	10-10	100.0	9-10	90.0	2-3	66.7
2021	Bears	0-0	0.0	4-4	100.0	1-1	100.0	3-3	100.0	0-0	0.0
NFL TOTALS		2-2	100.0	42-44	95.5	53-58	91.4	39-50	78.0	10-20	50.0

CAIRO SANTOS' NFL POSTSEASON FIELD-GOAL ACCURACY STATISTICS											
DATE	TEAM	1-19	PCT.	20-29	PCT.	30-39	PCT.	40-49	PCT.	50+	PCT.
2015	Chiefs	0-0	0.0	0-0	0.0	3-3	100.0	2-2	100.0	0-0	0.0
2016	Chiefs	0-0	0.0	0-0	0.0	0-0	0.0	1-1	100.0	0-0	0.0
2019	Titans	0-0	0.0	0-0	0.0	0-0	0.0	0-0	0.0	0-0	0.0
2020	Bears	0-0	0.0	0-0	0.0	1-1	100.0	0-0	0.0	0-0	0.0
NFL TOTALS		0-0	0.0	0-0	0.0	4-4	100.0	3-3	100.0	0-0	0.0

SINGLE-GAME HIGHS: KICKER

Field Goals Made 7 at Cincinnati Bengals, Oct 04, 2015
Field Goal Attempts 7 at Cincinnati Bengals, Oct 04, 2015
Longest Field Goals Made 55 at Carolina Panthers, Oct 18, 2020
PATs Made 6 at New England Patriots, Sep 07, 2017
...1 more at 6.
PAT Attempts 6 at New England Patriots, Sep 07, 2017
...1 more at 6.

Points 21 at Cincinnati Bengals, Oct 04, 2015
Special Teams Tackles 1 vs. New Orleans Saints, Nov 01, 2020
...4 more at 1.
Kickoff Average 69.5 vs. Detroit Lions, Nov 01, 2015
Extra Point Attempt Percentage 100.0 at Jacksonville Jaguars, Dec 27, 2020
...5 more at 100.0.
Field Goal Percentage 100.0 at Minnesota Vikings, Dec 20, 2020
...5 more at 100.0.

SINGLE-GAME HIGHS - POSTSEASON: KICKER

Field Goals Made 3 at Houston Texans, Jan 09, 2016
Field Goal Attempts 3 at Houston Texans, Jan 09, 2016
Longest Field Goals Made 49 at Houston Texans, Jan 09, 2016

PATs Made 3 at Houston Texans, Jan 09, 2016
PAT Attempts 3 at Houston Texans, Jan 09, 2016
Points 12 at Houston Texans, Jan 09, 2016

2021 GAME-BY-GAME REGULAR-SEASON STATISTICS (BEARS)													
			FIELD GOALS				EXTRA POINTS						
DATE	OPPONENT		FGM	FGA	PCT	LG	XP	XPA	PCT	BLK	PTS	W/L	SCORE
09/12	at Rams	P	0	0	0.0	0	2	2	100.0	0	2	L	14-34
09/19	Bengals	P	2	2	100.0	28	2	2	100.0	0	8	W	20-17
09/26	at Browns	P	2	2	100.0	47	0	0	0.0	0	6	L	6-26
10/03	Lions	P	1	1	100.0	33	3	3	100.0	0	6	W	24-14
10/10	at Raiders	P	2	2	100.0	46	2	2	100.0	0	8	W	20-9
10/17	Packers	P	0	0	0.0	0	2	2	100.0	0	2	L	14-24
10/24	at Buccaneers	P	1	1	100.0	28	0	0	0.0	0	3	L	3-38
2021 TOTALS			7	8	8	100.0	47	11	11	100.0	0	35	3-4



PATRICK
SCALES

48

Ht: 6-3
DOB: 2/11/88 (33)
Bears Season: 6
Acquired: WFA-15 (BAL)

Wt: 226
College: Utah State
NFL Season: 7

LONG SNAPPER

PRO CAREER: Has appeared in 78 contests as a long snapper for the Ravens (2014) and Bears (2015-21) during the regular seasons, recording two special teams tackles; also has played in four postseason games, two with the Ravens in 2014 and two with the Bears (2018, 2020) ... Spent 2017 season on Injured Reserve after suffering a knee injury in the preseason ... Appeared in 5 contests in 2015 (games 12-16) as the Bears long snapper after spending the preseason with Baltimore ... In 2014 he appeared in two contests for Baltimore handling the long snapping duties; made NFL debut on Dec. 21 at Houston ... Signed by Miami during the 2013 offseason but was released prior to training camp ... Spent a majority of the 2012 offseason and training camp with Baltimore but was released prior to the start of the regular season ... Entered the NFL with Baltimore as an undrafted free agent out of Utah State ... Spent training camp with the team but was released prior to the start of the regular season.

KEY TRANSACTIONS:

04/07/2021: Re-signed/UFA with Bears (one-year contract through 2021)
03/18/2020: Re-signed/UFA with Bears (one-year contract through 2020)
04/03/2019: Re-signed/UFA with Bears (one-year contract through 2019)
04/03/2018: Re-signed/UFA with Bears (one-year contract through 2018)
03/04/2017: Re-signed/UFA with Bears (one-year contract through 2017)
11/28/2015: Signed by the Bears; released 9/3/16; re-signed 9/5/16
04/21/2015: Re-signed by the Ravens/EFA; released 8/31
12/18/2014: Signed by the Ravens
04/30/2012: Signed by the Ravens; released 8/26
07/28/2011: Signed by the Ravens; released 9/3

COLLEGE: Saw action in 40 games during his career at Utah State, serving as the team's long snapper his final three seasons.

PERSONAL: Attended Weber (Pleasant View, UT) HS, where he garnered second-team All-Region honors playing TE, DE and long snapper as a senior ... Also played basketball and baseball ... Father, Herbert, played football at Georgia Tech.

PATRICK SCALES' NFL REGULAR SEASON STATISTICS

DATE	TEAM	GP
2013	Ravens	0
2014	Ravens	2
2015	Bears	5
2016	Bears	16
2017	Bears	0
2018	Bears	16
2019	Bears	16
2020	Bears	16
2021	Bears	7
NFL TOTALS		78

PATRICK SCALES' NFL POSTSEASON STATISTICS

DATE	TEAM	GP
2014	Ravens	2
2018	Bears	1
2020	Bears	1
NFL TOTALS		4

2021 GAME-BY-GAME REGULAR-SEASON STATISTICS (BEARS)

DATE	OPPONENT		W/L	SCORE
09/12	at Rams	P	L	14-34
09/19	Bengals	P	W	20-17
09/26	at Browns	P	L	6-26
10/03	Lions	P	W	24-14
10/10	at Raiders	P	W	20-9
10/17	Packers	P	L	14-24
10/24	at Buccaneers	P	L	3-38
2021 TOTALS		7	3-4	



DUKE
SHELLEY

20

DEFENSIVE BACK

Ht: 5-9
DOB: 10/8/96 (25)
Bears Season: 3
Acquired: D6-19

Wt: 176
College: Kansas State
NFL Season: 3

PRO CAREER: Finished his second season with the Bears in 2020 after playing in nine games as a rookie in 2019.

2021 SEASON (Bears): Has started in five of the six games he has been active in ... Has recorded 23 tackles (18 solo) and two PDs in six games ... Recorded six tackles (five solo) in the Bears home-opener win vs. the Bengals ... Logged six tackles in Week 3 at the Browns ... Recorded five tackles and one PD in the Week 4 win over the Lions.

2020 SEASON (Bears): Played in 11 games in 2020 with two starts; inactive for Weeks 1-3, 6-8; made starts in Week 15 at the Vikings and Week 17 vs. the Packers ... Made his first appearance of the season on special teams in Week 4 vs. the Colts ... Recorded one special teams tackle in Week 9 at the Titans ... Saw significant time on defense in Week 14 vs. the Texans, filling in for the injured Buster Skrine; recorded three total tackles and one PD ... Made his first career start in Week 15 win at the Vikings, recording a career-high seven tackles ... Saw action on defense in the Wild Card playoff game at the Saints, recording one tackle and one PD.

2019 SEASON (Bears): Appeared in nine games as a reserve in his rookie season ... Inactive for Weeks 5-12.

TRANSACTIONS:

06/20/2019: Signed/draft choice with Bears (four-year contract through 2022)

COLLEGE: A mainstay at cornerback for the Wildcats, starting 37 games over his four-year career, concluding his career tied for fourth in school history in career interception-return touchdowns (2) ... Started the first seven games of the 2018 season before an injury cut his season short ... Named a Second Team All-Big 12 performer; had at least one pass defended in six of his seven games, including a season-high three against both South Dakota and Oklahoma State ... Started 12 games played in 2017, ranking fourth in the Big 12 with 13 passes defended en route to honorable mention All-Big 12 ... In 2016 he played in 11 games with 10 starts, totaling 48 tackles, three interceptions and four pass breakups ... Ranked seventh in the Big 12 in INTs, while he was fourth in conference-only games as all three picks came against Big 12 foes.

PERSONAL: A three-year letter winner at Tucker High School in Tucker, Ga.; helped lead the Tigers to a 10-3 record and a playoff appearance ... An honorable mention all-state selection by the *Atlanta Journal-Constitution* in 2014.

DUKE SHELLEY'S NFL REGULAR SEASON DEFENSIVE STATISTICS																											
		TACKLES										INTERCEPTIONS						O. FUMB				ST				MISC	
DATE	TEAM	GP	GS	TK	S	A	TFL	YDS	SK	YDS	QBH	NO	YDS	LG	TD	PD	FF	FR	TD	YDS	TK	S	A	FF	FR	S	A
2019	Bears	9	0	0	0	0	0	0.0	0.0	0	0	0	0	0	0	0	0	0	0	0	0	0	0	0	0	0	0
2020	Bears	11	2	15	9	6	0	0.0	0.0	0	0	0	0	0	1	0	0	0	0	0	1	1	0	0	0	0	0
2021	Bears	6	5	23	18	5	0	0.0	0.0	0	0	0	0	0	2	0	0	0	0	0	0	0	0	0	0	0	0
NFL TOTALS		26	7	38	27	11	0	0.0	0.0	0	0	0	0	0	3	0	0	0	0	0	1	1	0	0	0	0	0

2021 GAME-BY-GAME REGULAR-SEASON STATISTICS (BEARS)																													
			TACKLES								INTERCEPTIONS				O. FUMB				ST				MISC						
DATE	OPPONENT	P/S	TK	S	A	SK	YDS	TFL	YDS	QBH	NO	YDS	LG	TD	PD	FF	FR	TD	YDS	TK	S	A	FF	FR	S	A	W/L	SCORE	
09/12	at Rams		ON INACTIVE LIST																									L	14-34
09/19	Bengals	S	6	5	1	0.0	0.0	0	0	0	0	0	0	0	0	0	0	0	0	0	0	0	0	0	0	0	W	20-17	
09/26	at Browns	S	6	3	3	0.0	0.0	0	0	0	0	0	0	0	0	0	0	0	0	0	0	0	0	0	0	0	L	6-26	
10/03	Lions	P	5	5	0	0.0	0.0	0	0	0	0	0	0	0	1	0	0	0	0	0	0	0	0	0	0	0	W	24-14	
10/10	at Raiders	S	3	2	1	0.0	0.0	0	0	0	0	0	0	0	0	0	0	0	0	0	0	0	0	0	0	0	W	20-9	
10/17	Packers	S	0	0	0	0.0	0.0	0	0	0	0	0	0	0	0	0	0	0	0	0	0	0	0	0	0	0	L	14-24	
10/24	at Buccaneers	S	3	3	0	0.0	0.0	0	0	0	0	0	0	0	1	0	0	0	0	0	0	0	0	0	0	0	L	3-38	
2021 TOTALS		6-5	23	18	5	0.0	0.0	0	0	0	0	0	0	0	2	0	0	0	0	0	0	0	0	0	0	0	3-4		



LACHAVIOUS
SIMMONS

73

Ht: 6-5
DOB: 9/12/96 (25)
Bears Season: 2
Acquired: D7b-20

Wt: 319
College: Tennessee State
NFL Season: 2

OFFENSIVE LINEMAN

PRO CAREER: Selected in the seventh round of the 2020 NFL Draft (227th overall) by the Bears ... Did not see any game action as a rookie in 2020.

2021 SEASON (Bears): Has appeared in two games during the 2021 season, including one start in Week 7 at the Buccaneers... Made his NFL debut in the Bears Week 5 victory over the Raiders, where he helped paved the way for the Bears to rush for 143 yards.

TRANSACTIONS:

07/21/2020: Signed by the Bears/draft choice (four-year contract through 2023)

COLLEGE: Played and started in all 12 games for the Tigers as a senior in 2019; played in seven games in 2018, starting six on the offensive line; saw time at left guard, right tackle and left tackle ... Helped an offensive unit which ranked 20th in the country in passing and ranked 31st in total offense in 2018 ... Earned a spot on the Ohio Valley Conference Commissioner's Honor Roll (3.25+ GPA) ... Played in all 11 games in 2017 at right guard and right tackle; started seven games at right tackle ... Played in all 11 games in 2016 predominantly at right tackle, started at left tackle against Arkansas-Pine Bluff (9/3); part of the line for the top scoring team in the OVC, averaging 32.3 points per game that season ... Helped offense generate 415.1 yards per game and topped the OVC at 6.6 yards per play ... The line allowed an OVC-low 14 sacks.

PERSONAL: Played on both sides of the line at Selma High School in Alabama ... Also had offers from Jacksonville State, Alabama A&M, Alabama State, Samford and Savannah State ... Majored in Human Performance and Sport Sciences at Tennessee State.

LACHAVIOUS SIMMONS' NFL REGULAR SEASON STATISTICS

DATE	TEAM	GP	GS
2020	Bears	0	0
2021	Bears	2	1
NFL TOTALS		2	1

LACHAVIOUS SIMMONS' NFL POSTSEASON STATISTICS

DATE	TEAM	GP	GS
2020	Bears	0	0
NFL TOTALS		0	0

2021 GAME-BY-GAME REGULAR-SEASON STATISTICS (BEARS)

DATE	OPPONENT	P/S		W/L	SCORE
09/12	at Rams		ON INACTIVE LIST	L	14-34
09/19	Bengals		DID NOT PLAY (NON-INJURY)	W	20-17
09/26	at Browns		DID NOT PLAY (NON-INJURY)	L	6-26
10/03	Lions		DID NOT PLAY (NON-INJURY)	W	24-14
10/10	at Raiders	P		W	20-9
10/17	Packers		DID NOT PLAY (NON-INJURY)	L	14-24
10/24	at Buccaneers	S		L	3-38
2021 TOTALS		2-1		3-4	

ROQUAN
SMITH

58

LINEBACKER

Ht: 6-1
DOB: 4/8/97 (24)
Bears Season: 4
Acquired: D1-18

Wt: 232
College: Georgia
NFL Season: 4

PRO CAREER: Enters his fourth NFL season in 2021 after being drafted in the first round (8th overall) in the 2018 draft ... Has appeared in 51 career games (49 starts), totaling 435 tackles, 17 PDs, 5 INTs, 13.0 sacks and 34 TFLs ... Has recorded 100+ tackles in each of his first three seasons, becoming the first Chicago defender to have three straight seasons of 100-plus tackles, since Lance Briggs did so for six seasons (2004-2009) ... His 139 tackles in 2020 ranked fourth most by a Bears defender in a season, since tackles became an official stat ... His 107 tackles in 2018 ranked second all-time among Bears rookies ... Recorded a sack on his first ever NFL snap in Week 1 of 2018 at Green Bay ... Recorded seven tackles and an interception in Wild Card playoff game vs. PHI (1/6/19), making him just the sixth rookie in Bears history to record an interception in a postseason game ... Has 23 career 10+ tackle games, the third most in Bears history since 1987 ... Recorded his first ever NFL pick-6 in Week 2 of the 2021 season with a 53-yard touchdown.

HONORS:

2020: AP All-Pro (second team); Ed Block Courage award winner

2018: Brian Piccolo rookie award winner; *ESPN.com* All-Rookie team

2021 SEASON (Bears): Has started in every game of the 2021 season and has 10+ tackles in six of the seven games played this season ... Led the team in tackles with 11 (five solo) in Week 1 ... Once again, led the team in tackles with eight in the Week 2 victory over the Bengals; additionally he sacked Bengals QB Joe Burrow for a loss of eight yards and ran 53 yards for his first career pick-6 ... Logged a team-high nine tackles in Week 3 at the Browns ... Recorded 10 tackles to mark his 400th career tackle in Week 4 vs. the Lions ... He also logged 1.0 sacks, dropping QB Jared Goff for a loss of eight yards ... Had a team-high 10 tackles (five solo) and one PD in the Week 5 victory at the Raiders ... Finished the Week 6 matchup vs. the Packers with a team-leading 12 tackles (six solo) ... Registered a season-high and team-high 13 tackles in Week 7 at the Buccaneers.

2020 SEASON (Bears): Finished second in the NFL with 98 solo tackles, sixth in combined tackles (139) and was second in the NFL with 18 TFL, only behind T.J. Watt (23) ... Finished the season as the only NFL defender to record over 100 tackles, 10 tackles for loss and have at least two sacks and interceptions; these totals have only been accomplished three times now since 2015 ... Intercepted two passes in Week 16, becoming the first Chicago linebacker to have a multi-interception game since Lance Briggs in 2008; additionally, he was one of 15 defenders and the only LB to have a multi-interception game in 2020 ... Matched a career best two sacks in the Week 14 win vs. Houston; finished with 12 tackles and two sacks ... Logged a season-high 14 tackles and matched a career-high with three TFL and added one sack in Week 10 vs. Minnesota ... Logged a team-high 11 tackles vs. New Orleans and again the very next week at the Titans ... Tallied 13 tackles (11 solo) and a career-high 3 TFL in Week 4 vs. the Colts ... Had 12 tackles, one TFL and one PD in the Week 6 win at Carolina ... Recorded seven tackles, including five solo and one TFL, in the Week 1 win in Detroit ... Had eight tackles (seven solo) and one TFL in the Week 2 win over the Giants.

2019 SEASON (Bears): Started 12 games in which he played, recording 100 tackles, two pass defenses, two sacks, one interception and five TFLs ... Recorded career-highs with 16 tackles and 2.0 sacks on Thanksgiving at DET, joining Vinny Rey and Patrick Willis as the only players to have 15+ tackles and two more sacks in a game since 1982 ... Recorded five double-digit tackle games ... Intercepted Rams QB Jared Goff in Week 11 ... Inactive for Week 4 vs. MIN; placed on Injured Reserve on 12/9.

2018 SEASON (Bears): Appeared in 16 games (14 starts), recording team-high 122 tackles (two shy of the Bears rookie record), four passes defended, one interception, five sacks and eight tackles-for-loss ... Recorded a sack on his first ever NFL snap at GB ... Recorded a season-high 13 tackles at Miami (10/14); tied that season-high at Buffalo (11/4) ... 107 tackles is second all-time among Bears rookies ... Recorded seven tackles and an interception in Wild Card playoff game vs. PHI (1/6/19), making him just the sixth rookie in Bears history to record an interception in a postseason game.

TRANSACTIONS:

04/27/2021: Team exercises fifth-year option on rookie contract

08/14/2018: Signed/draft choice with the Bears (four-year contract; fifth-year option)

COLLEGE: Unanimous 2017 First Team All-American, the SEC Defensive Player of the Year and winner of the Butkus Award, presented annually to the nation's most outstanding linebacker ... Finalist for the Bronko Nagurski Trophy and Chuck Bednarik Award, both of which are presented to the country's top overall defensive player ... Became first Georgia player to win Butkus Award, given to the nation's best linebacker ... MVP of the 2017 SEC Championship game.

PERSONAL: Played at Macon County High School in Montezuma, Ga. ... Competed in the 2015 Under Armour All-America Game ... PrepStar Magazine five-star prospect, #61 nationally on its Top 150 Dream Team ... *ESPN.com* four-star prospect, #29 player nationally, #2 OLB nationally, #5 player in Georgia.

REGULAR SEASON COMPARISON: DEFENSIVE - SAN FRANCISCO 49ERS

DATE	OPP	W/L	GP/GS	TACKLES					SACK	YDS.	INT	TFL	PD	QBH	MISC		
				TOT	SOLO	ASST									TD	FF	FR
12/23/18	CHI @ SF	W	5	9	6	3		1.0	9.0	0	2	0		1	0	0	0
TOTALS		1/0	1/1	9	6	3		1.0	9.0	0	2	0		1	0	0	0

ROQUAN SMITH'S NFL REGULAR SEASON DEFENSIVE STATISTICS																															
		TACKLES										INTERCEPTIONS					O. FUMB					ST					MISC				
DATE	TEAM	GP	GS	TK	S	A	TFL	YDS	SK	YDS	QBH	NO	YDS	LG	TD	PD	FF	FR	TD	YDS	TK	S	A	FF	FR	S	A	FF	FR	S	A
2018	Bears	16	14	121	89	32	8	44	5.0	37.0	5	1	22	22	0	5	0	0	0	0	0	0	0	0	0	0	0	0	0	0	0
2019	Bears	12	12	100	65	35	5	29	2.0	21.0	2	1	0	0	0	2	0	0	0	0	1	1	0	0	0	0	0	0	0	0	0
2020	Bears	16	16	139	98	41	18	58	4.0	32.0	6	2	16	11	0	7	1	1	0	0	0	0	0	0	0	0	0	0	0	0	0
2021	Bears	7	7	75	43	32	3	20	2.0	16.0	2	1	53	53t	1	3	0	0	0	0	0	0	0	0	0	0	0	0	0	0	0
NFL TOTALS		51	49	435	295	140	34	151	13.0	106.0	15	5	91	53T	1	17	1	1	0	0	1	1	0	0	0	0	0	0	0	0	0

ROQUAN SMITH'S NFL POSTSEASON DEFENSIVE STATISTICS																																
		TACKLES										INTERCEPTIONS					O. FUMB					ST					MISC					
DATE	TEAM	GP	GS	TK	S	A	TFL	YDS	SK	YDS	QBH	NO	YDS	LG	TD	PD	FF	FR	TD	YDS	TK	S	A	FF	FR	S	A	FF	FR	S	A	
2018	Bears	1	1	7	6	1	0	0	0.0	0.0	0	1	0	0	0	1	0	0	0	0	0	0	0	0	0	0	0	0	0	0	0	
2020	Bears	0	0	0	0	0	0	0	0.0	0.0	0	0	0	0	0	0	0	0	0	0	0	0	0	0	0	0	0	0	0	0	0	
NFL TOTALS		1	1	7	6	1	0	0	0.0	0.0	0	1	0	0	0	1	0	0	0	0	0	0	0	0	0	0	0	0	0	0	0	0

SINGLE-GAME HIGHS: DEFENSIVE


Total Tackles 16 at Detroit Lions, Nov 28, 2019
Sacks 2.0 vs. Houston Texans, Dec 13, 2020
...1 more at 2.0.
Passes Defensed 2 at Jacksonville Jaguars, Dec 27, 2020
...2 more at 2.
Forced Fumbles 1 at Atlanta Falcons, Sep 27, 2020
Fumble Recoveries 1 at Jacksonville Jaguars, Dec 27, 2020

Tackles For Loss 3 vs. Minnesota Vikings, Nov 16, 2020
...1 more at 3.
Interceptions 2 at Jacksonville Jaguars, Dec 27, 2020
Interception Return Yards 53 vs. Cincinnati Bengals, Sep 19, 2021
Special Teams Tackles 1 vs. New Orleans Saints, Oct 20, 2019

SINGLE-GAME HIGHS - POSTSEASON: DEFENSIVE

Total Tackles 7 vs. Philadelphia Eagles, Jan 06, 2019
Passes Defensed 1 vs. Philadelphia Eagles, Jan 06, 2019
Interceptions 1 vs. Philadelphia Eagles, Jan 06, 2019

2021 GAME-BY-GAME REGULAR-SEASON STATISTICS (BEARS)																													
			TACKLES								INTERCEPTIONS				O. FUMB				ST				MISC						
DATE	OPPONENT	P/S	TK	S	A	SK	YDS	TFL	YDS	QBH	NO	YDS	LG	TD	PD	FF	FR	TD	YDS	TK	S	A	FF	FR	S	A	W/L	SCORE	
09/12	at Rams	S	11	6	5	0.0	0.0	0	0	0	0	0	0	0	0	0	0	0	0	0	0	0	0	0	0	0	L	14-34	
09/19	Bengals	S	9	5	4	1.0	8.0	1	8	1	1	53	53	1	1	0	0	0	0	0	0	0	0	0	0	0	W	20-17	
09/26	at Browns	S	10	5	5	0.0	0.0	0	0	0	0	0	0	0	0	0	0	0	0	0	0	0	0	0	0	0	L	6-26	
10/03	Lions	S	10	8	2	1.0	8.0	1	8	1	0	0	0	0	0	0	0	0	0	0	0	0	0	0	0	0	W	24-14	
10/10	at Raiders	S	10	5	5	0.0	0.0	0	0	0	0	0	0	0	1	0	0	0	0	0	0	0	0	0	0	0	W	20-9	
10/17	Packers	S	12	6	6	0.0	0.0	0	0	0	0	0	0	0	0	0	0	0	0	0	0	0	0	0	0	0	L	14-24	
10/24	at Buccaneers	S	13	8	5	0.0	0.0	1	4	0	0	0	0	0	1	0	0	0	0	0	0	0	0	0	0	0	L	3-38	
2021 TOTALS			7-7	75	43	32	2.0	16.0	3	20	2	1	53	53T	1	3	0	0	0	0	0	0	0	0	0	0	3-4		



TEEZ
TABOR
(TEASE TAY-bee)

37

Ht: 6-0
DOB: 12/31/95 (25)
Bears Season: 1
Acquired: FA-20

Wt: 193
College: Florida
NFL Season: 3

DEFENSIVE BACK

PRO CAREER: Entered the NFL after being selected in the second round (53rd overall) of the 2017 NFL Draft ... Has played in 23 games with five starts, all coming with the Lions from 2017-18 ... did not see any game action in 2019 or 2020.

2021 SEASON (Bears): Promoted from the practice squad and appeared in his first game of the season at Tampa Bay in Week 7.

2018 SEASON (Lions): Made his first start of the season against the 49ers in Week 2 (9/16) ... Recorded a career-best six tackles (four solo) against the Dolphins in Week 7 (10/21) ... Contributed four total tackles (three solo) against Seahawks (10/28) ... Tallied three total tackles (three solo) against the Vikings (11/4) ... Contributed five total tackles against the Packers (12/30) in the Lions first shutout win since 1996.

2017 SEASON (Lions): Appeared in his first game as a Lion on special teams Week 4 at Minnesota (10/1) ... Saw action on both defense and special teams in week 6 at New Orleans (10/15) ... Recorded the first two tackles of his career on special teams in Week 9 at Green Bay (11/6) ... Saw action in Week 12 vs. Minnesota (11/23), recording one solo tackle on defense and one quarterback hit ... Posted a season-high five tackles (four solo) in Week 16 at Cincinnati (12/24).

TRANSACTIONS:

- 09/01/2021: Signed to Bears practice squad
- 08/31/2021: waived
- 01/11/2021: Signed to Reserve/Future contract by the Bears
- 12/23/2020: Signed to Bears practice squad
- 02/04/2020: Signed by the 49ers; released 7/6/2020
- 09/30/2020: Signed to 49ers practice squad
- 08/31/2019: Released by the Lions
- 05/12/2017: Signed by the Lions/draft choice (four-year contract through 2020)

COLLEGE: Spent three seasons with the Gators where he contributed as a dependable defensive back on the outside ... Started in the final 12 games of 2016 after missing the season opener; totaled 33 tackles, four interceptions, six pass defenses, one sack and a fumble recovery ... Earned First Team All-SEC honors for the second consecutive season and Second Team All-America honors by four different polls ... Appeared in 13 games (nine starts) and recorded 18 total pass defenses in 2015; was the first Florida player since LB Brandon Spikes (2009) to return two interceptions for touchdowns in one season ... Named First Team All-SEC by six different polls including the AP and Coaches ... Named to the 2014 SEC All-Freshman team.

PERSONAL: Attended Friendship Collegiate Academy (Washington, D.C.) where he was named Washington D.C.'s Mr. Football as a senior.

REGULAR SEASON COMPARISON: DEFENSIVE - SAN FRANCISCO 49ERS

TACKLES													MISC			
DATE	OPP	W/L	GP/GS	TOT	SOLO	ASST	SACK	YDS.	INT	TFL	PD	QBH	TD	FF	FR	
9/16/18	DET @ SF	L	S	3	2	1	0.0	0.0	0	0	0	0	0	0	0	0
TOTALS		0/1	1/1	3	2	1	0.0	0.0	0	0	0	0	0	0	0	0

TEEZ TABOR'S NFL REGULAR SEASON DEFENSIVE STATISTICS

		TACKLES										INTERCEPTIONS				O. FUMB				ST		MISC						
DATE	TEAM	GP	GS	TK	S	A	TFL	YDS	SK	YDS	QBH	NO	YDS	LG	TD	PD	FF	FR	TD	YDS	TK	S	A	FF	FR	S	A	
2017	Lions	10	1	11	10	1	0	0	0.0	0.0	0	1	0	0	0	0	0	0	0	0	0	3	2	1	0	0	0	0
2018	Lions	12	4	23	19	4	0	0	0.0	0.0	0	0	0	0	0	0	0	0	0	0	5	5	0	0	0	0	0	
2019	49ers	0	0	0	0	0	0	0	0.0	0.0	0	0	0	0	0	0	0	0	0	0	0	0	0	0	0	0	0	
2020	Bears	0	0	0	0	0	0	0	0.0	0.0	0	0	0	0	0	0	0	0	0	0	0	0	0	0	0	0	0	
2021	Bears	1	0	0	0	0	0	0	0.0	0.0	0	0	0	0	0	0	0	0	0	0	0	0	0	0	0	0	0	
NFL TOTALS		23	5	34	29	5	0	0	0.0	0.0	1	0	0	0	0	0	0	0	0	0	8	7	1	0	0	0	0	

TEEZ TABOR'S NFL POSTSEASON DEFENSIVE STATISTICS

		TACKLES									INTERCEPTIONS				O. FUMB				ST				MISC					
DATE	TEAM	GP	GS	TK	S	A	TFL	YDS	SK	YDS	QBH	NO	YDS	LG	TD	PD	FF	FR	TD	YDS	TK	S	A	FF	FR	S	A	
2020	Bears	0	0	0	0	0	0	0	0	0.0	0.0	0	0	0	0	0	0	0	0	0	0	0	0	0	0	0	0	0
NFL TOTALS		0	0	0	0	0	0	0	0	0.0	0.0	0	0	0	0	0	0	0	0	0	0	0	0	0	0	0	0	0

SINGLE-GAME HIGHS: DEFENSIVE

Total Tackles

6 at Miami Dolphins, Oct 21, 2018

Special Teams Tackles

2 at Green Bay Packers, Nov 06, 2017

2021 GAME-BY-GAME REGULAR-SEASON STATISTICS (BEARS)																												
			TACKLES							INTERCEPTIONS					O. FUMB					ST			MISC					
DATE	OPPONENT	P/S	TK	S	A	SK	YDS	TFL	YDS	QBH	NO	YDS	LG	TD	PD	FF	FR	TD	YDS	TK	S	A	FF	FR	S	A	W/L	SCORE
09/12	at Rams																										L	14-34
09/19	Bengals																										W	20-17
09/26	at Browns																										L	6-26
10/03	Lions																										W	24-14
10/10	at Raiders																										W	20-9
10/17	Packers																										L	14-24
10/24	at Buccaneers	P	0	0	0	0.0	0.0	0	0	0	0	0	0	0	0	0	0	0	0	0	0	0	0	0	0	0	L	3-38
2021 TOTALS			1-0	0	0	0.0	0.0	0	0	0	0	0	0	0	0	0	0	0	0	0	0	0	0	0	0	0	3-4	



KHYIRIS
TONGA
(Kye-ris)

95

Ht: 6-4
DOB: 7/7/96 (25)
Bears Season: R
Acquired: D7-21

Wt: 338
College: BYU
NFL Season: R

DEFENSIVE LINEMAN

PRO CAREER: Selected in the seventh round of the 2021 draft by the Chicago Bears.

2021 SEASON (Bears): Has appeared in six games (one start) and has eight tackles on the season ... Saw game action and made his NFL debut in Week 1 vs. the Rams; he also contributed to a Week 2 win over the Bengals ... Made his first-career NFL start and recorded a career-high five tackles in Week 3 at the Browns.

TRANSACTIONS:

06/02/2021: Signed by the Bears/draft choice (four-year contract through 2024)

COLLEGE: Appeared in 50 games in four seasons at BYU, registering 130 tackles, 15.0 tackles-for-loss, 7.5 sacks, 12 pass breakups and two forced fumbles ... In 2020, played in 11 games and recorded 36 tackles and 3.5 tackles-for-loss while establishing career highs with 3.5 sacks and five pass breakups.

PERSONAL: A three-star athlete by ESPN ... Played both offense and defensive line in addition to tight end ... Played rugby ... Named All-Region 2 First-Team as a freshman ... Coached by Cecil Thomas ... Also recruited by Oklahoma, Utah, Arizona State and Oregon State.

KHYIRIS TONGA'S NFL REGULAR SEASON DEFENSIVE STATISTICS

DATE	TEAM	GP	GS	TACKLES								INTERCEPTIONS					O. FUMB					ST					MISC				
				TK	S	A	TFL	YDS	SK	YDS	QBH	NO	YDS	LG	TD	PD	FF	FR	TD	YDS	TK	S	A	FF	FR	S	A	FF	FR	S	A
2021	Bears	6	1	8	5	3	0	0	0.0	0.0	0	0	0	0	0	0	0	0	0	0	0	0	0	0	0	0	0	0	0	0	0
NFL TOTALS		6	1	8	5	3	0	0	0.0	0.0	0	0	0	0	0	0	0	0	0	0	0	0	0	0	0	0	0	0	0	0	0

SINGLE-GAME HIGHS: DEFENSIVE

Total Tackles 5 at Cleveland Browns, Sep 26, 2021

2021 GAME-BY-GAME REGULAR-SEASON STATISTICS (BEARS)

DATE	OPPONENT	P/S	TACKLES								INTERCEPTIONS				O. FUMB			ST			MISC		W/L	SCORE									
			TK	S	A	SK	YDS	TFL	YDS	QBH	NO	YDS	LG	TD	PD	FF	FR	TD	YDS	TK	S	A			FF	FR	S	A					
09/12	at Rams	P	0	0	0	0.0	0.0	0	0	0	0	0	0	0	0	0	0	0	0	0	0	0	0	0	L	14-34							
09/19	Bengals	P	0	0	0	0.0	0.0	0	0	0	0	0	0	0	0	0	0	0	0	0	0	0	0	0	W	20-17							
09/26	at Browns	S	5	2	3	0.0	0.0	0	0	0	0	0	0	0	0	0	0	0	0	0	0	0	0	0	L	6-26							
10/03	Lions	P	1	1	0	0.0	0.0	0	0	0	0	0	0	0	0	0	0	0	0	0	0	0	0	0	W	24-14							
10/10	at Raiders	P	0	0	0	0.0	0.0	0	0	0	0	0	0	0	0	0	0	0	0	0	0	0	0	0	W	20-9							
10/17	Packers		ON INACTIVE LIST																													L	14-24
10/24	at Buccaneers	P	2	2	0	0.0	0.0	0	0	0	0	0	0	0	0	0	0	0	0	0	0	0	0	0	L	3-38							
2021 TOTALS			6-1	8	5	3	0.0	0.0	0	0	0	0	0	0	0	0	0	0	0	0	0	0	0	0	0	3-4							



DANNY
TREVATHAN
(truh-VAY-than)

6

Ht: 6-0
DOB: 3/24/90 (31)
Bears Season: 6
Acquired: UFA-16 (DEN)

Wt: 234
College: Kentucky
NFL Season: 10

LINEBACKER



PRO CAREER: Started 93 of 115 career games in 10 seasons with the Denver Broncos (2012-15) and the Chicago Bears (2016-21), producing 10.0 sacks, 8 interceptions – including 1 returned for a touchdown – 39 PD, 30 TFLs, 6 forced fumbles and 3 fumble recoveries ... Led the Broncos in total tackles (275) over his four seasons with the team (2012-15) ... His 125 tackles in 2013 were the most by a Broncos defender since 2007 ... Led the Broncos in tackles twice (125 in 2013 & 109 in 2015) ... appeared in 8 postseason contests with 7 starts ... Collected 52 tackles, 1 pass breakup, 3 TFLs and 1 fumble recovery during the playoffs ... Won Super Bowl 50 with the Broncos.

HONORS:

2018: NFC Defensive Player of the Week in Week 2 vs. Seattle

2021 SEASON (Bears): Returned from IR and made his season debut logging three tackles during the Week 5 win at the Raiders ... Recorded three tackles in Week 6 vs. the Packers.

2020 SEASON (Bears): Started every game at ILB; had 112 tackles on the season, his fourth season recording 100 or more ... Recorded 10 tackles (9 solo) and one QBH in the Wild Card playoff game at the Saints ... Recorded his first sack of the season in Week 16 at the Jaguars; also tipped a pass over the middle that led to a Roquan Smith interception in the third quarter ... Recorded a season-high 11 tackles in the Week 15 win the Vikings ... Recorded 10 tackles in the Week 6 win at Carolina and again in Week 12 at Green Bay ... Recorded another 10 tackles in the Week 14 win over the Texans ... Nine tackles in the Week 8 overtime loss to the Saints ... Forced a fumble on the Vikings opening possession in Week 10 (recovered by Tashaun Gipson); finished the game with eight total tackles ... Recorded six stops, one QBH and one PD in Week 9 at the Titans ... Recorded seven tackles, including five solo, in the Week 1 win in Detroit and eight tackles in the Week 5 win over the Bucs.

2019 SEASON (Bears): Started nine games, recording 69 tackles, 1.0 sack, two TFLs, two pass defenses and one forced fumble ... Recorded a career-high 12 solo tackles vs. Oakland in London ... Recorded three double-digit tackle games ... Two QBH in the MNF win at Washington ... Inactive for Weeks 11-15 and placed on Injured Reserve for Weeks 16-17.

2018 SEASON (Bears): Started 16 games, recording 102 tackles, two sacks, six passes defended, eight tackles for loss, one interception, one forced fumble and one fumble recovery ... Made a season-high 12 tackles at BUF (11/4) ... Recorded his first career multi-sack game in Week 2 vs. Seattle ... Earned NFC Defensive Player of the Week honors for his performance vs. Seattle (9/17) ... Recorded six tackles and one tackle for loss in Wild Card playoff game vs. PHI (1/6/19).

2017 SEASON (Bears): Started 12 games, recording 91 tackles, 3 sacks, 1 interception, 4 TFLs, 1 forced fumble, 1 fumble recovery and 5 pass breakups ... Intercepted Cam Newton in Week 7 to help seal at 17-3 win over the Panthers ... Recorded five 10+ tackle games, including a season-high 13 tackles twice at Green Bay in Week 4 and at New Orleans in Week 8.

2016 SEASON (Bears): Appeared in 9 games (Games 1-2 & 5-11) with 8 starts (Games 1-2, 5-6 and 8-11) recording 73 tackles, 3 pass breakups, 1 sack and 1 TFL before going on injured reserve.

2015 SEASON (Broncos): Started all 15 games he appeared in for the Super Bowl Champion Denver Broncos ... Recorded a team-high 109 tackles, 2 interceptions, 1 interception return touchdown, 6 pass breakups and 3 TFLs ... Started all 3 of Denver's playoff games, posting a team-high 22 tackles with 1 pass breakup, 1 TFL and 2 fumble recoveries.

2014 SEASON (Broncos): Finished the season with 11 tackles in 3 games (1 start) ... Placed on injured reserve December 16 with a knee injury.

2013 SEASON (Broncos): Started 16-of-16 contests for Denver posting career highs in tackles (125), sacks (2), interceptions (3), pass breakups (10), TFLs (7), forced fumbles (3) and fumble recoveries (1) ... added 4 STTs ... 125 tackles led the Broncos ... Appeared in 3 postseason contests, producing 24 tackles and 1 TFL ... Made a game-high 12 tackles in Super Bowl XLVIII vs. SEA (2/2).

2012 SEASON (Broncos): Played in all 16 games for the Broncos as a rookie ... Collected 30 tackles, 1 sack, 2 pass breakups and 1 TFL ... Added 3 special teams tackles ... Finished second among the team's rookies with 30 defensive stops.

TRANSACTIONS:

03/13/2020: Re-signed with Bears (three-year contract through 2022)

03/09/2016: Signed with Bears/UFA (four-year contract through 2019)

05/22/2012: Signed/draft choice with Broncos (four-year contract through 2015)

COLLEGE: Saw action in all 52 possible games with 31 starts at Kentucky and totaled 374 career tackles (198 solo), 6 sacks, 4 interceptions, 9 passes breakups, 11 forced fumbles and 2 fumble recoveries ... Led the SEC in tackles during each of his final two seasons ... Named National Linebacker of the Year (College Football Performance Awards), second-team All-America (SI.com) and second-team All-SEC as a senior after leading the Wildcats in tackles (143), sacks (3), interceptions (4) and forced fumbles (5) ... Totaled a career-high 144 tackles as a junior in 2010 and became the first Kentucky linebacker to earn first-team All-America honors (CollegeFootballNews.com) in addition to receiving first-team All-SEC recognition.

PERSONAL: Three-year starter for Leesburg (Fla.) High School, where he was a third-team all-state selection by the Florida Sportswriters Association as a senior ... Totaled 117 tackles, 5.5 sacks and 3 forced fumbles on defense in addition to playing quarterback and running back on offense during his final prep campaign ... His father, Vincent Hicks, played football at Toledo.

REGULAR SEASON COMPARISON: DEFENSIVE - SAN FRANCISCO 49ERS

TACKLES													MISC			
DATE	OPP	W/L	GP/GS	TOT	SOLO	ASST	SACK	YDS.	INT	TFL	PD	QBH	TD	FF	FR	A
12/3/17	CHI vs. SF	L	S	10	9	1	0.0	0.0	0	1	0	0	0	0	0	0
12/23/18	CHI @ SF	W	S	7	7	0	0.0	0.0	1	0	2	0	0	0	0	0
TOTALS		1/1	2/2	17	16	1	0.0	0.0	1	1	2	0	0	0	0	0

DANNY TREVATHAN'S NFL REGULAR SEASON DEFENSIVE STATISTICS

				TACKLES								INTERCEPTIONS				O. FUMB				ST				MISC				
DATE	TEAM	GP	GS	TK	S	A	TFL	YDS	SK	YDS	QBH	NO	YDS	LG	TD	PD	FF	FR	TD	YDS	TK	S	A	FF	FR	S	A	
2012	Broncos	16	0	30	21	9	1	0	1.0	0.0	0	1	0	0	0	2	0	0	0	0	3	1	2	0	0	0	0	0
2013	Broncos	16	16	125	85	40	7	37	2.0	18.0	5	3	29	29	0	10	2	1	0	0	4	3	1	1	0	0	0	0
2014	Broncos	3	1	11	9	2	0	0	0.0	0.0	0	0	0	0	0	0	0	0	0	0	0	0	0	0	0	0	0	
2015	Broncos	15	15	109	73	36	3	7	0	0.0	0	2	39	25t	1	6	0	0	0	0	0	0	0	0	0	0	0	0
2016	Bears	9	8	66	49	17	1	7	1.0	7.0	1	0	0	0	0	4	0	0	0	0	0	0	0	0	0	0	0	0
2017	Bears	12	12	89	60	29	4	21	2.0	14.0	5	1	8	8	0	5	1	1	0	0	0	0	0	0	0	0	0	0
2018	Bears	16	16	102	76	26	8	27	2.0	6.0	4	2	12	12	0	6	1	1	0	0	0	0	0	0	0	0	0	0
2019	Bears	9	9	70	50	20	2	13	1.0	11.0	4	0	0	0	0	1	1	0	0	0	0	0	0	0	0	0	0	0
2020	Bears	16	16	113	67	46	3	12	1.0	8.0	2	0	0	0	0	5	1	0	0	0	0	0	0	0	0	0	0	0
2021	Bears	3	0	8	3	5	1	3	0.0	0.0	0	0	0	0	0	0	0	0	0	0	0	0	0	0	0	0	0	0
NFL TOTALS		115	93	723	493	230	30	127	10.0	64.0	24	8	88	29	1	39	6	3	0	0	7	4	3	1	0	0	0	0

DANNY TREVATHAN'S NFL POSTSEASON DEFENSIVE STATISTICS

TACKLES													INTERCEPTIONS				O. FUMB				ST				MISC			
DATE	TEAM	GP	GS	TK	S	A	TFL	YDS	SK	YDS	QBH	NO	YDS	LG	TD	PD	FF	FR	TD	YDS	TK	S	A	FF	FR	S	A	
2012	Broncos	1	0	0	0	0	0	0	0.0	0.0	0	0	0	0	0	0	0	0	0	0	1	1	0	0	0	0	0	0
2013	Broncos	3	3	24	18	6	1	1	0.0	0.0	0	0	0	0	0	0	0	0	0	0	0	0	0	0	0	0	0	0
2015	Broncos	3	3	22	16	6	1	1	0.0	0.0	0	0	0	0	0	1	0	2	0	0	0	0	0	0	0	0	0	0
2018	Bears	1	1	6	6	0	1	2	0.0	0.0	0	0	0	0	0	0	0	0	0	0	0	0	0	0	0	0	0	0
2020	Bears	1	1	10	9	1	0	0	0.0	0.0	1	0	0	0	0	0	0	0	0	0	0	0	0	0	0	0	0	0
NFL TOTALS		9	8	62	49	13	3	4	0.0	0.0	1	0	0	0	0	1	0	2	0	0	1	1	0	0	0	0	0	0

SINGLE-GAME HIGHS: DEFENSIVE

Total Tackles	19 at Indianapolis Colts, Nov 08, 2015	Tackles For Loss	2 at Minnesota Vikings, Dec 30, 2018
Sacks	2.0 vs. Seattle Seahawks, Sep 17, 2018		...2 more at 2.
Passes Defensed	2 at Jacksonville Jaguars, Dec 27, 2020	Interceptions	1 at San Francisco 49ers, Dec 23, 2018
	...5 more at 2.		...7 more at 1.
Forced Fumbles	1 vs. Minnesota Vikings, Nov 16, 2020	Interception Return Yards	29 vs. Baltimore Ravens, Sep 05, 2013
	...5 more at 1.	Special Teams Tackles	1 at Houston Texans, Dec 22, 2013
Fumble Recoveries	1 at Arizona Cardinals, Sep 23, 2018		...6 more at 1.
	...2 more at 1.	Special Teams Forced Fumbles	1 at New England Patriots, Nov 24, 2013

SINGLE-GAME HIGHS - POSTSEASON: DEFENSIVE

Total Tackles	12 vs. Seattle Seahawks, Feb 02, 2014	Tackles For Loss	1 vs. Philadelphia Eagles, Jan 06, 2019
Passes Defensed	1 vs. New England Patriots, Jan 24, 2016		...2 more at 1.
Fumble Recoveries	2 vs. Carolina Panthers, Feb 07, 2016	Special Teams Tackles	1 vs. Baltimore Ravens, Jan 12, 2013

2021 GAME-BY-GAME REGULAR-SEASON STATISTICS (BEARS)

			TACKLES							INTERCEPTIONS							O. FUMB			ST			MISC					
DATE	OPPONENT	P/S	TK	S	A	SK	YDS	TFL	YDS	QBH	NO	YDS	LG	TD	PD	FF	FR	TD	YDS	TK	S	A	FF	FR	S	A	W/L	SCORE
09/12	at Rams										INJURED RESERVE															L	14-34	
09/19	Bengals										INJURED RESERVE															W	20-17	
09/26	at Browns										INJURED RESERVE															L	6-26	
10/03	Lions										INJURED RESERVE															W	24-14	
10/10	at Raiders										INJURED RESERVE															W	20-9	
10/17	Packers	P	3	1	2	0.0	0.0	0	0	0	0	0	0	0	0	0	0	0	0	0	0	0	0	0	0	0	L	14-24
10/24	at Buccaneers	P	2	1	1	0.0	0.0	1	3	0	0	0	0	0	0	0	0	0	0	0	0	0	0	0	0	0	L	3-38
2021 TOTALS			2-0	5	2	3	0.0	0.0	1	3	0	0	0	0	0	0	0	0	0	0	0	0	0	0	0	0	3-4	



KINDLE
VILDOOR
(VIL-door)

22

Ht: 5-11
DOB: 12/11/97 (23)
Bears Season: 2
Acquired: D5b-20

Wt: 189
College: Georgia Southern
NFL Season: 2

DEFENSIVE BACK

PRO CAREER: Selected in the fifth round of the 2020 NFL Draft (163rd overall) by the Bears; played in all 16 games of his rookie season with one start.

2021 SEASON (Bears): Has started in every game of the 2021 season ... Currently has 25 tackles on the season ... Recorded his first PD and four tackles in a win over the Bengals in Week 2 ... Started for his third game in a row and recorded four tackles against the Browns ... Notched four tackles (three solo) in the Week 5 victory in Las Vegas ... Logged four tackles in the Week 6 matchup vs. the Packers ... Recorded a career-high two PDs at the Buccaneers in Week 7.

2020 SEASON (Bears): Played in every game primarily on special teams; started his first game in Week 16 at Jacksonville ... Also started the Wild Card game at the Saints, recording seven tackles ... Recorded his first special teams tackle in Week 4 vs. the Colts ... Saw his first significant action on defense in the Week 14 win over the Texans, recording two tackles ... Recorded a career-high five tackles in the Week 15 win at Minnesota with the Bears short-handed in the secondary due to injuries.

TRANSACTIONS:
04/25/2020: Drafted by the Bears (four-year contract through 2023)

COLLEGE: Two-time first-team All-Sun Belt Conference selection in 2018 and 2019 ... Played in 39 career games, including 36 over his final three seasons, totaling nine INTs, nine TFL and 25 PBUs ... Tallied 27 tackles, including three for loss, to go along with two interceptions and six pass break ups in 2019 ... Named a second-team All-American and the Sun Belt Player of the Year by *Pro Football Focus* ... Led the team with four interceptions and logged a team-high 11 pass breakups ... Played in all 12 games in 2017, starting the final five games; had 21 tackles, including 1.5 for loss and a sack on the season ... Logged three interceptions and seven pass break-ups ... Played in 12 games as a true freshman in 2016.

PERSONAL: Played at North Clayton High for Coach James Soza ... Named the Defensive MVP at the Cam Newton 7v7 Camp ... Led the team with 892 all-purpose yards and three interceptions as a junior; had 22 tackles, three interceptions, six pass breakups and two fumble recoveries that year as well ... Sport Management major at Georgia Southern.

KINDLE VILDOOR'S NFL REGULAR SEASON DEFENSIVE STATISTICS																											
			TACKLES								INTERCEPTIONS				O. FUMB				ST				MISC				
DATE	TEAM	GP	GS	TK	S	A	TFL	YDS	SK	YDS	QBH	NO	YDS	LG	TD	PD	FF	FR	TD	YDS	TK	S	A	FF	FR	S	A
2020	Bears	16	1	15	12	3	0	0	0.0	0.0	0	0	0	0	0	1	0	0	0	0	2	1	1	0	0	0	0
2021	Bears	7	7	25	14	11	0	0	0.0	0.0	0	0	0	0	0	3	0	0	0	0	0	0	0	0	0	0	0
NFL TOTALS		23	8	40	26	14	0	0	0.0	0.0	0	0	0	0	0	4	0	0	0	0	2	1	1	0	0	0	0

KINDLE VILDOOR'S NFL POSTSEASON DEFENSIVE STATISTICS																											
			TACKLES								INTERCEPTIONS				O. FUMB				ST				MISC				
DATE	TEAM	GP	GS	TK	S	A	TFL	YDS	SK	YDS	QBH	NO	YDS	LG	TD	PD	FF	FR	TD	YDS	TK	S	A	FF	FR	S	A
2020	Bears	1	1	7	7	0	0	0	0.0	0.0	0	0	0	0	0	0	0	0	0	0	0	0	0	0	0	0	0
NFL TOTALS		1	1	7	7	0	0	0	0.0	0.0	0	0	0	0	0	0	0	0	0	0	0	0	0	0	0	0	0

SINGLE-GAME HIGHS: DEFENSIVE

Total Tackles 6 at Jacksonville Jaguars, Dec 27, 2020
Passes Defensed 2 at Tampa Bay Buccaneers, Oct 24, 2021

Special Teams Tackles 1 at Los Angeles Rams, Oct 26, 2020
...1 more at 1.

SINGLE-GAME HIGHS - POSTSEASON: DEFENSIVE

Total Tackles 7 at New Orleans Saints, Jan 10, 2021

2021 GAME-BY-GAME REGULAR-SEASON STATISTICS (BEARS)																												
			TACKLES							INTERCEPTIONS				O. FUMB			ST			MISC								
DATE	OPPONENT	P/S	TK	S	A	SK	YDS	TFL	YDS	QBH	NO	YDS	LG	TD	PD	FF	FR	TD	YDS	TK	S	A	FF	FR	S	A	W/L	SCORE
09/12	at Rams	S	5	2	3	0.0	0.0	0	0	0	0	0	0	0	0	0	0	0	0	0	0	0	0	0	0	0	L	14-34
09/19	Bengals	S	4	3	1	0.0	0.0	0	0	0	0	0	0	0	1	0	0	0	0	0	0	0	0	0	0	0	W	20-17
09/26	at Browns	S	4	2	2	0.0	0.0	0	0	0	0	0	0	0	0	0	0	0	0	0	0	0	0	0	0	0	L	6-26
10/03	Lions	S	1	0	1	0.0	0.0	0	0	0	0	0	0	0	0	0	0	0	0	0	0	0	0	0	0	0	W	24-14
10/10	at Raiders	S	4	3	1	0.0	0.0	0	0	0	0	0	0	0	0	0	0	0	0	0	0	0	0	0	0	0	W	20-9
10/17	Packers	S	4	2	2	0.0	0.0	0	0	0	0	0	0	0	0	0	0	0	0	0	0	0	0	0	0	0	L	14-24
10/24	at Buccaneers	S	3	2	1	0.0	0.0	0	0	0	0	0	0	0	2	0	0	0	0	0	0	0	0	0	0	0	L	3-38
2021 TOTALS			7-7	25	14	11	0.0	0.0	0	0	0	0	0	0	3	0	0	0	0	0	0	0	0	0	0	0	0	3-4



CODY
WHITEHAIR

65

OFFENSIVE LINEMAN

Ht: 6-3
DOB: 7/11/92 (29)
Bears Season: 6
Acquired: D2-16

Wt: 316
College: Kansas State
NFL Season: 6

PRO CAREER: Enters his sixth NFL season in 2021; has started 85 games (60 at C, 23 at LG, 2 at RG) for the Bears; also has two postseason starts ... Had a streak of 71 consecutive games with a start snapped in Week 8 vs. NO.

HONORS:

2018: Pro Bowl selection
2016: PFWA All-Rookie Team

2021 SEASON (Bears): Helped David Montgomery rush for 108 yards vs. the Rams in Week 1 ... Started at left guard in the Week 2 victory over the Bengals ... Helped pave the way for the Bears to rush for 188 yards in the Week 4 win over the Lions ... Helped the Bears rush for 143 yards in the Week 5 win at the Raiders.

2020 SEASON (Bears): Played and started in 14 of 16 games; had started every game at center before an injury in Week 7; inactive for Weeks 8 & 9 with calf injury; returned Week 10 vs. MIN ... Helped the Bears rush for 149 yards in the Week 1 win at Detroit, 135 in Week 2 vs. NYG and 130 in Week 3 vs. ATL ... Helped pave the way for David Montgomery to rush for 103 yards in Week 12 at Green Bay ... Helped the Bears rush for 140 vs. the Lions in Week 13, including three rushing scores, and 169 yards on the ground in the Week 14 win over the Texans ... Helped pave the way for the Bears to rush for a season-high 199 yards and two rushing scores in the Week 15 win at Minnesota.

2019 SEASON (Bears): Started 16 games, the first eight at left guard before finishing the season at center for the final eight.

2018 SEASON (Bears): Named to his first Pro Bowl ... Started 16 games at center; part of an offensive line that allowed just 33 sacks, tied for the third fewest in the NFC ... Started Wild Card playoff game vs. PHI (1/6/19).

2017 SEASON (Bears): Started 16 games; played three different positions on the offensive line: 12 at C, 2 at LG, 2 at RG ... Helped Jordan Howard become the first Chicago Bear to rush for 1,000+ yards in his first two seasons as a Bear.

2016 SEASON (Bears): Started all 16 games as a rookie for the Chicago Bears paved the way for rookie Jordan Howard to 1,313 rushing yards (2nd in NFL) ... Helped the Bears to the third most passing yards (gross and net) in franchise history.

TRANSACTIONS:

09/01/2019: Re-signed with the Bears (five-year extension through 2024)
05/09/2016: Signed/draft choice with the Bears (four-year contract through 2019)


COLLEGE: Team captain and four-time all-Big 12 honoree (2012-15) who started 51-of-52 career games ... Helped the Wildcats compile a 34-18 record en route to a Big 12 Championship (2012) and four bowl berths (2012-15) ... Started all 13 games at left tackle in 2015, earning first-team all-Big 12 honors, the first first-team honor of his career ... Helped K-State rank second nationally in red zone offense (94.5-percent) and 18th in passing yards per completion (14.12).

PERSONAL: Four-year letter winner at Abilene High School in Abilene, Kansas; named to the All-Kansas Top-11 Team by the Kansas Football Coaches Association (KFBCA) and Varsity Kansas ... Also earned All-Kansas 4A honors from the KFBCA and Varsity Kansas.

CODY WHITEHAIR'S NFL REGULAR SEASON STATISTICS				
DATE	TEAM	GP	GS	
2016	Bears	16	16	
2017	Bears	16	16	
2018	Bears	16	16	
2019	Bears	16	16	
2020	Bears	14	14	
2021	Bears	7	7	
NFL TOTALS		85	85	

CODY WHITEHAIR'S NFL POSTSEASON STATISTICS				
DATE	TEAM	GP	GS	
2018	Bears	1	1	
2020	Bears	1	1	
NFL TOTALS		2	2	

2021 GAME-BY-GAME REGULAR-SEASON STATISTICS (BEARS)				
DATE	OPPONENT	P/S	W/L	SCORE
09/12	at Rams	S	L	14-34
09/19	Bengals	S	W	20-17
09/26	at Browns	S	L	6-26
10/03	Lions	S	W	24-14
10/10	at Raiders	S	W	20-9
10/17	Packers	S	L	14-24
10/24	at Buccaneers	S	L	3-38
2021 TOTALS		7-7	3-4	



DAMIEN
WILLIAMS

8

Ht: 5-11
DOB: 4/3/92 (29)
Bears Season: 1
Acquired: UFA-21 (KC)

Wt: 225
College: Oklahoma
NFL Season: 7

RUNNING BACK

PRO CAREER: Eighth-year running back enters his first season with the Bears in 2021; opted out of the 2020 season due to COVID-19 ... Has appeared in 91 games with 14 starts over seven NFL seasons with the Dolphins (2014-17), Chiefs (2018-19) and Bears (2021); has rushed for 1,373 yards and 14 touchdowns on 329 carries and caught 149 passes for 1,170 yards and 10 TDs ... also has 369 rushing yards and six scores and 189 receiving yards and five scores in six postseason contests ... Williams is the only Chiefs player in franchise history to record multiple 100-yard rushing games in the postseason; his 60 points are the most in team annals ... his 11 career postseason touchdowns, the second most among active players (Rob Gronkowski, 14) ... In the Super Bowl vs. San Francisco (2/2/20), Williams scored two touchdowns; he scored six total touchdowns during the 2019 postseason and 10 overall postseason touchdowns for his career with Kansas City ... His 10 postseason touchdowns are the most in Chiefs history and his six postseason rushing touchdowns are the most in Chiefs franchise history; he recorded 369 postseason career rushing yards, the second-most in Chiefs history ... Owns 251 career postseason rushing yards, the second-most in Chiefs history; his 48 postseason points are the most in team annals.

2021 SEASON (Bears): Has played in six games with one start owning 142 rushing yards and two rushing TDs ... Made his Bears debut rushing for 12 yards and catching four passes for 28 yards during Week 1 at the Rams ... Rushed for 55 yards and scored his first touchdown of the season on a four yard run during the third quarter in a Week 4 win over the Lions ... Rushed for 64 yards on 16 carries and found the endzone, scoring from three yards out with 1:56 to go in the first half.

2020 SEASON (Chiefs): COVID-19 opt-out

2019 SEASON (Chiefs): Played in 11 games with six starts, rushing for 498 yards and five scores and catching 30 passes for 213 yards and two TDs ... With the Chiefs trailing the 49ers 20-17 in the fourth quarter of Super Bowl LIV, Williams caught a 5-yard TD pass from Patrick Mahomes to give Kansas City a 24-20 lead with 2:44 remaining and then scored a second TD on a 38-yard run to clinch the victory with 1:12 to play; rushed for 104 yards in the Super Bowl and became the first player in NFL history to run for at least 100 yards while producing rushing and receiving touchdowns in a Super Bowl ... In the playoff game vs. Tennessee (1/19/20), Williams scored his third rushing touchdown of the 2019 postseason and fifth-career postseason rushing touchdown ... His eight total touchdowns in the postseason are the most in team history and his five rushing touchdowns in the postseason are the most in franchise history ... In the game vs. the Houston Texans (1/12/20), Williams scored three touchdowns; his two rushing touchdowns in this game tie the franchise's single-game postseason record ... In the game vs. Minnesota, scored on a career-long 91-yard touchdown run, tying RB Jamaal Charles for the franchise's longest run from scrimmage (at New Orleans, Sept. 23, 2012).

2018 SEASON (Chiefs): Played in 16 games with three starts, rushing for 256 yards and four TDs while catching 23 passes for 160 yards and two TDs ... Blocked a punt in Week 9 vs. Cleveland (11/4/18) to set up a Kansas City touchdown ... Topped the Chiefs postseason record books during the 2018 postseason with most postseason touchdowns (4), most points in a postseason game (18 vs. New England; 1/20/19) and most touchdowns in a postseason game (3 vs. New England; 1/20/19).

2017 SEASON (Dolphins): Played in 11 games with four starts; rushed for 181 yards and caught 20 passes for 155 yards and a score.

2016 SEASON (Dolphins): Played in 15 games for the Dolphins, rushing for 115 yards on 35 carries with three touchdowns and recorded a career-high 249 receiving yards and three touchdowns ... Made his first playoff appearance with Miami in the AFC Wild Card game at Pittsburgh on January 8, 2017 and rushed three times for 14 yards (4.7 avg.) and caught one reception for a 4-yard touchdown.

2015 SEASON (Dolphins): Played in all 16 games; caught 21 passes for 142 yards and a score while also rushing 16 times for 59 yards.

2014 SEASON (Dolphins): Played in all 16 games; caught 21 passes for 187 yards and a touchdowns and rushed for 122 yards on 36 carries ... Made his NFL debut with Miami on September 7, 2014 vs. New England, returning a kick for 19 yards.

TRANSACTIONS:

03/29/2021: Signed by the Bears (one-year contract through 2021)

07/29/2020: COVID-19 Opt-Out

12/28/2018: Re-signed by the Chiefs (two-year extension through 2020)

03/22/2018: Signed by the Chiefs/UFA (one-year contract through 2018)

05/11/2017: Re-signed by the Dolphins/RFA (one-year tender through 2017)

05/12/2014: Signed by the Dolphins/UFA

COLLEGE: Two-year letterman (2012-13) at Oklahoma; appeared in 22 career games (10 starts) recording career totals of 290 rushes for 1,499 yards and 18 touchdowns and 43 receptions for 410 yards (9.5 avg.) ... Played in nine games with one start as a senior in 2013; named second-team All-Big 12 and Big 12 honorable mention Offensive Newcomer of the Year by the conference's coaches in 2012 ... Also in 2012 finished seventh in the Big 12 in rushing yards and 10th for all-purpose yards ... Attended Arizona Western as a sophomore in 2011; recorded 259 rushes for 1,931 yards (7.5 avg.) with 26 touchdowns ... Also had 20 receptions for 317 yards (7.5 avg.) and 15 kickoff returns for 365 yards (24.3 avg.) ... Posted 30 overall touchdowns and was voted a first-team NJCAA All-American ... Named the WSFL Offensive Player of the Year, ACCAC Co-Offensive Player of the Year and earned first team honors on both the All-WSFL and All-ACCAC postseason teams.

PERSONAL: Played high school football at Mira Mesa High School in San Diego; had 2,287 yards rushing and 24 TDs as a senior in high school in 2009.

REGULAR SEASON COMPARISON: RECEIVING - SAN FRANCISCO 49ERS

DATE	OPP	W/L	GP/GS	REC	YDS.	AVG.	TD	LG	TGTS	YAC
11/27/16	MIA vs. SF	W	P	2	11	5.5	0	6	2	14
9/23/18	KC vs. SF	W	P	2	16	8.0	0	9	2	18
TOTALS		2/0	2/0	4	27	6.8	0	9	4	32

POSTSEASON COMPARISON: RECEIVING - SAN FRANCISCO 49ERS

DATE	OPP	W/L	GP/GS	REC	YDS.	AVG.	TD	LG	TGTS	YAC
2/2/20	KC vs. SF	W	S	4	29	7.3	1	13	8	30
TOTALS		1/0	1/1	4	29	7.3	1	13	8	30

REGULAR SEASON COMPARISON: RUSHING - SAN FRANCISCO 49ERS

DATE	OPP	W/L	GP/GS	CAR	YDS.	AVG.	TD	LG
11/27/16	MIA vs. SF	W	P	1	7	7.0	0	7
TOTALS		1/0	1/0	1	7	7.0	0	7

POSTSEASON COMPARISON: RUSHING - SAN FRANCISCO 49ERS

DATE	OPP	W/L	GP/GS	CAR	YDS.	AVG.	TD	LG
2/2/20	KC vs. SF	W	S	17	104	6.1	1	38t
TOTALS		1/0	1/1	17	104	6.1	1	38t

REGULAR SEASON COMPARISON: FUMBLES - SAN FRANCISCO 49ERS

DATE	OPP	W/L	GP/GS	FUM	LOST	FF	REC	TD	OWN	OPP
11/27/16	MIA vs. SF	W	P	0	0	0	1	0	0	0
TOTALS		1/0	1/0	0	0	0	1	0	0	0

POSTSEASON COMPARISON: FUMBLES - SAN FRANCISCO 49ERS

DATE	OPP	W/L	GP/GS	FUM	LOST	FF	REC	TD	OWN	OPP
2/2/20	KC vs. SF	W	S	1	0	0	0	0	0	0
TOTALS		1/0	1/1	1	0	0	0	0	0	0

REGULAR SEASON COMPARISON: RECEIVING/RUSHING - SAN FRANCISCO 49ERS

DATE	OPP	W/L	GP/GS	RUSHING					RECEIVING					
				NO.	YDS.	AVG.	LG	TD	NO.	YDS.	AVG.	LG	TD	TGTS
11/27/16	MIA vs. SF	W	P	1	7	7.0	7	0	2	11	5.5	6	0	2
9/23/18	KC vs. SF	W	P	0	0	0	0	0	2	16	8.0	9	0	2
TOTALS		2/0	2/0	1	7	7	7	0	4	27	6.8	9	0	4

POSTSEASON COMPARISON: RECEIVING/RUSHING - SAN FRANCISCO 49ERS

DATE	OPP	W/L	GP/GS	RUSHING					RECEIVING					
				NO.	YDS.	AVG.	LG	TD	NO.	YDS.	AVG.	LG	TD	TGTS
2/2/20	KC vs. SF	W	S	17	104	6.1	38t	1	4	29	7.3	13	1	8
TOTALS		1/0	1/1	17	104	6.1	38t	1	4	29	7.3	13	1	8

DAMIEN WILLIAMS' NFL REGULAR SEASON RUSHING/RECEIVING STATISTICS

DATE	TEAM	GP	GS	RUSHING					RECEIVING				
				NO.	YDS.	AVG.	LG	TD	NO.	YDS.	AVG.	LG	TD
2014	Dolphins	16	0	36	122	3.4	19	0	21	187	8.9	32	1
2015	Dolphins	16	0	16	59	3.7	19	0	21	142	6.8	23	1
2016	Dolphins	15	0	35	115	3.3	23	3	23	249	10.8	58	3
2017	Dolphins	11	4	46	181	3.9	69	0	20	155	7.8	24	1
2018	Chiefs	16	3	50	256	5.1	25	4	23	160	7.0	32	2
2019	Chiefs	11	6	111	498	4.5	91t	5	30	213	7.1	32	2
2020	Chiefs	0	0	0	0	0.0	0	0	0	0	0.0	0	0
2021	Bears	6	1	35	142	4.1	23	2	11	64	5.8	18	0
NFL TOTALS		91	14	329	1,373	4.2	91T	14	149	1,170	7.9	58	10

DAMIEN WILLIAMS' NFL POSTSEASON RUSHING/RECEIVING STATISTICS

DATE	TEAM	RUSHING							RECEIVING						
		GP	GS	NO.	YDS.	AVG.	LG	TD	NO.	YDS.	AVG.	LG	TD		
2016	Dolphins	1	0	3	14	4.7	15	0	1	4	4.0	4t	1		
2018	Chiefs	2	2	35	159	4.5	24	2	10	91	9.1	33	2		
2019	Chiefs	3	3	46	196	4.3	38t	4	11	94	8.5	17t	2		
2020	Chiefs	0	0	0	0	0.0	0	0	0	0	0.0	0	0		
NFL TOTALS		6	5	84	369	4.4	38T	6	22	189	8.6	33	5		

DAMIEN WILLIAMS' NFL REGULAR SEASON RETURN STATISTICS

DATE	TEAM	KICKOFF RETURNS						PUNT RETURNS					
		RET.	YDS.	AVG.	LG	TD		NO.	FC	YDS.	AVG.	LG	TD
2014	Dolphins	5	102	20.4	26	0		0	0	0	0.0	0	0
2015	Dolphins	21	457	21.8	37	0		0	0	0	0.0	0	0
2016	Dolphins	2	32	16.0	17	0		0	0	0	0.0	0	0
2017	Dolphins	0	0	0.0	0	0		0	0	0	0.0	0	0
2018	Chiefs	0	0	0.0	0	0		0	0	0	0.0	0	0
2019	Chiefs	0	0	0.0	0	0		0	0	0	0.0	0	0
2020	Chiefs	0	0	0.0	0	0		0	0	0	0.0	0	0
2021	Bears	0	0	0.0	0	0		0	0	0	0.0	0	0
NFL TOTALS		28	591	21.1	37	0		0	0	0	0.0	0	0

SINGLE-GAME HIGHS: RUSHING/RECEIVING

Rush Attempts 19 at Tennessee Titans, Nov 10, 2019
Rushing Yards 125 vs. Minnesota Vikings, Nov 03, 2019
Longest Runs 91t vs. Minnesota Vikings, Nov 03, 2019
Rushing TDs 2 vs. Los Angeles Chargers, Dec 29, 2019
...1 more at 2.
Receptions 7 at Seattle Seahawks, Dec 23, 2018
Receiving Yards 74 vs. Los Angeles Chargers, Dec 13, 2018
Longest Receptions 58 vs. Tennessee Titans, Oct 09, 2016
Receiving TDs 1 at Chicago Bears, Dec 22, 2019
...9 more at 1.
All-Purpose Yards 154 vs. Los Angeles Chargers, Dec 29, 2019

Kickoff Returns 4 at New York Jets, Nov 29, 2015
Kickoff Return Yards 92 at New York Jets, Nov 29, 2015
Longest Kickoff Return 37 at Philadelphia Eagles, Nov 15, 2015
Special Teams Tackles 2 at Cleveland Browns, Sep 26, 2021
...1 more at 2.
Miscellaneous Tackles 1 vs. New England Patriots, Jan 01, 2017
Most TDs 2 vs. Los Angeles Chargers, Dec 29, 2019
...3 more at 2.
Rushing Average 10.4 vs. Minnesota Vikings, Nov 03, 2019
Receiving Average 16.0 at Oakland Raiders, Sep 15, 2019

SINGLE-GAME HIGHS - POSTSEASON: RUSHING/RECEIVING

Rush Attempts 25 vs. Indianapolis Colts, Jan 12, 2019
Rushing Yards 129 vs. Indianapolis Colts, Jan 12, 2019
Longest Runs 38t vs. San Francisco 49ers, Feb 02, 2020
Rushing TDs 2 vs. Houston Texans, Jan 12, 2020
Receptions 5 vs. Tennessee Titans, Jan 19, 2020
...2 more at 5.
Receiving Yards 66 vs. New England Patriots, Jan 20, 2019
Longest Receptions 33 vs. New England Patriots, Jan 20, 2019
Receiving TDs 2 vs. New England Patriots, Jan 20, 2019
All-Purpose Yards 154 vs. Indianapolis Colts, Jan 12, 2019
Most TDs 3 vs. Houston Texans, Jan 12, 2020
...1 more at 3.

100-YARD RUSHING GAMES (3): REGULAR SEASON

DATE	TEAM	ATT.	YDS.	AVG.	LG	TD
12/23/18	at Seahawks	13	103	7.9	25	0
11/03/19	VIKINGS	12	125	10.4	91t	1
12/29/19	CHARGERS	12	124	10.3	84t	2

100-YARD RUSHING GAMES (2): POSTSEASON

DATE	TEAM	ATT.	YDS.	AVG.	LG	TD
01/12/19	COLTS	25	129	5.2	24	1
02/02/20	49ERS	17	104	6.1	38t	1

2021 GAME-BY-GAME REGULAR-SEASON STATISTICS (BEARS)

DATE	OPPONENT	P/S	RUSHING						RECEIVING						W/L	SCORE
			NO.	YDS.	AVG.	LG	TD		NO.	YDS.	AVG.	LG	TD			
09/12	at Rams	P	6	12	2.0	6	0		4	28	7.0	11	0		L	14-34
09/19	Bengals	P	2	6	3.0	6	0		2	-2	-1.0	3	0		W	20-17
09/26	at Browns	P	0	0	0.0	0	0		0	0	0.0	0	0		L	6-26
10/03	Lions	P	8	55	6.9	23	1		2	15	7.5	8	0		W	24-14
10/10	at Raiders	S	16	64	4.0	14	1		2	20	10.0	18	0		W	20-9
10/17	Packers							RESERVE/COVID-19							L	14-24
10/24	at Buccaneers	P	3	5	1.7	4	0		1	3	3.0	3	0		L	3-38
2021 TOTALS			6-1	35	142	4.1	23	2	11	64	5.8	18	0		3-4	