



NEWS RELEASE

ONE COWBOYS WAY ★ FRISCO, TEXAS 75034 ★ P:972.497.4959 ★ WWW.DALLASCOWBOYS.COM

NFL PLAYOFFS

WILD CARD GAME - SUNDAY, JANUARY 16, 2022
DALLAS COWBOYS VS. SAN FRANCISCO 49ERS
AT&T STADIUM - ARLINGTON, TX. - 3:30 P.M. (CST)

QUICK FACTS:



DALLAS COWBOYS (12-5)
VS.
SAN FRANCISCO 49ERS (10-7)



Postseason Series Record:
Dallas leads the series 5-2

Last Meeting in Playoffs:

@ San Francisco 38, Dallas 28, Jan. 15, 1995 (Divisional Game)

Last Postseason Meeting in Dallas:

Dallas 38, San Francisco 21, Jan. 23, 1994 (NFC Championship)

Last Cowboys Postseason Win vs. SF:

Dallas 38, San Francisco 21, Jan. 23, 1994 (NFC Championship)

Series Notable:

Dallas is 2-0 at home in the playoffs against San Francisco.

PUBLIC RELATIONS CONTACTS

Rich Dalrymple972-497-4953rdalrymple@dallascowboys.net
Scott Agulnek.....972-497-4956 sagulnek@dallascowboys.net
Joe Trahan.....972-497-4552jtrahan@dallascowboys.net
Dave Abbruzese972-497-4355.. dabbruzese@dallascowboys.net
Emily Robbins.....972-497-4359erobbins@dallascowboys.net
Whitney Faulkner.....972-497-4955..... wfaulkner@dallascowboys.net
Bronte Hermesmeier.972-497-4252.. bhermesmeier@dallascowboys.net

★ BY THE NUMBERS ★

6

Dallas finished 2021 with a league-leading 530 points and a league-best 34 takeaways, becoming the sixth team since the NFL Merger to lead the league in both scoring and takeaways (Carolina, 2015; Green Bay, 2011; Washington, 1983; Buffalo, 1975 and Dallas, 1971).

34

2021 marks the 34th postseason appearance by the Dallas Cowboys - second most all-time behind the Green Bay Packers, who have 35 postseason appearances in their history.

530

Dallas scored points in record setting fashion in 2021, leading the league in 2021 and establishing a new franchise high with 530 total points - the 12th highest total in NFL history.

★ THIS WEEK'S SCHEDULE ★

Wednesday, Jan. 12

10:15 a.m. Coach McCarthy press conference (virtual only)
1:15 p.m. Virtual player availability

Thursday, Jan. 13

10:15 a.m. Coach McCarthy press conference (virtual only)
1:00 p.m. Virtual player availability

Friday, Jan. 14

10:15 a.m. Coach McCarthy press conference (virtual only)
2:30 p.m. Virtual player availability

Saturday, Jan. 15

No media availability

Sunday, Jan. 16

3:30 p.m. Dallas Cowboys vs. San Francisco 49ers

★ DALLAS COWBOYS OMG ★

The Cowboys launched a new media website at www.NFLOMG.com. Please follow the link and click on the Cowboys logo to access the team's page.

The Cowboys NFL OMG site contains the complete 2021 Media Guide, all weekly game notes and packets, player bios and rosters, Cowboys staff information and bios, weekly flip cards, all team and individual records/statistics, historical information and much more. The packets and media guide are updated weekly during the season and available in a PDF format for printing purposes. On gamedays, the site will host live statistics, updated player notes, postgame quotes and more. For guest access to the site, please use:

username: cowboysguest
password: cowboys2021

DATE

REGULAR SEASON (TV)

KICKOFF

Thurs., Sept. 9	@ Tampa Bay (NBC)	L, 29-31
Sun., Sept. 19	@ LA Chargers (CBS)	W, 20-17
Mon., Sept. 27	PHILADELPHIA (ESPN)	W, 41-21
Sun., Oct. 3	CAROLINA (FOX)	W, 36-28
Sun., Oct. 10	N.Y. GIANTS (FOX)	W, 44-20
Sun., Oct. 17	@ New England (CBS)	W, 35-29
Sun., Oct. 24	BYE	
Sun., Oct. 31	@ Minnesota (NBC)*	W, 20-16
Sun., Nov. 7	DENVER (FOX)	L, 16-30
Sun., Nov. 14	ATLANTA (FOX)	W, 43-3
Sun., Nov. 21	@ Kansas City (FOX)	L, 9-19
Thurs., Nov. 25	LAS VEGAS (CBS)	L, 33-36 OT
Thurs., Dec. 2	@ New Orleans (FOX/NFLN/Amazon)	W, 27-17
Sun., Dec. 12	@ Washington (FOX)	W, 27-20
Sun., Dec. 19	@ N.Y. Giants (FOX)	W, 21-6
Sun., Dec. 26	WASHINGTON (NBC)	W, 56-14
Sun., Jan. 2	ARIZONA (FOX)	L, 22-25
Sat. Jan. 8	@ Philadelphia (ESPN)	W, 51-26

DATE

POSTSEASON (TV)

KICKOFF

Sun., Jan. 16	SAN FRANCISCO (CBS/Nick/Amazon)	3:30 p.m.
---------------	---------------------------------	-----------

Home Games in BOLD

★ TABLE OF CONTENTS ★

Dallas Cowboys media schedule	1
Dallas Cowboys OMG info	1
Cowboys PR contact info	1
Radio and TV broadcast info	2
DallasCowboys.com	2
Cowboys Round Up Week 18	3
What to watch for	4
Mike McCarthy Facts and Figures	5
2021 Coaching Staff	5
Mike McCarthy coaching record	6
Head coach bios	6
Pro Bowl Cowboys	7
2021 Player Awards	7
Team Captains	7
NFC Standings	7
Cowboys Walter Payton Man of the Year Nominee	8
NFC East Championships	8
Cowboys Postseason Experience	9
Cowboys Wild Card History	9
Player highlights	10
Series history	10
Dating Game/Stat Comparison	10
AT&T Stadium stats and figures	11
A Championship Tradition	12
Pro Bowl Numbers	12
Individual Notes	13-40
Dak Prescott	13-20
Ezekiel Elliott	21-25
Tony Pollard	25
Amari Cooper	26-27
CeeDee Lamb/Wide Receivers	28-29
Dalton Schultz	29
Offensive Line Combinations	30
Offensive Notes	31-33
Trevon Diggs	34-35
Micah Parsons	36-37
DeMarcus Lawrence/Randy Gregory	38
Defensive Notes	39
Greg Zuerlein/Bryan Anger	40
Special Teams Notes	40
2021 Regular Season Stats	41
2021 Defensive Stats	42
2021 Player Participation/Starters/Elevations	43-46
Unofficial Depth Chart	47
Pronunciation Guide	47
Coaching Staff	47
Alphabetical Roster	48
Numerical Roster	49
Positional Roster	50
How The Cowboys Were Built	51
Contract Status	51
Contract Analysis	52
When The Cowboys Were Built	53
Transactions by Date	54-55
Transactions by Player	56-57
Non Media Guide Bios	58-62

★ BROADCAST INFO ★



CBS SPORTS - CBS11 DFW

Play-By-Play: Jim Nantz

Analyst: Tony Romo

Sideline Reporter: Tracy Wolfson



NICKELODEON

Play-By-Play: Noah Eagle

Analyst: Nate Burleson

Analyst: Gabrielle Nevaeh Green

Sideline Reporter: Dylan Gilmer



AMAZON PRIME VIDEO

Play-By-Play: Hannah Storm

Analyst: Andrea Kramer



KRLD-FM 105.3 THE FAN

Play-By-Play: Brad Sham

Analyst: Babe Laufenberg

Sideline Reporter: Kristi Scales



KMYK-FM 107.5 Mega

Play-By-Play: Victor Villalba

Analyst: Luis Perez

Sideline Reporter: Carlos Nava



COMPASS MEDIA (National)

Play-By-Play: Kevin Ray

Analyst: Danny White



Westwood One

WESTWOOD ONE (National)

Play-By-Play: Spero Dedes

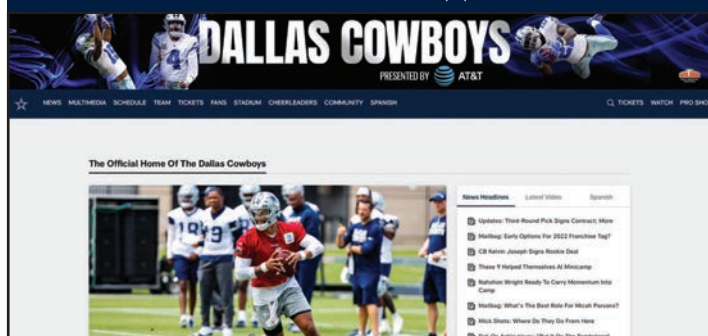
Analyst: Tony Boselli

Sideline Reporter: Laura Okmin

★ COWBOYS PR ON TWITTER ★

The official Twitter account of the Dallas Cowboys Public Relations team (@DallasCowboysPR) will provide pertinent stats, information, transactions, game updates and more throughout the week and on gameday. Follow us for the most up-to-date info related to the Cowboys organization.

★ DALLASCOWBOYS.COM ★



The Dallas Cowboys official website is your one-stop shop for all breaking news, analysis and opinion, along with unique X's and O's breakdown featured in written content, videos and radio podcasts. DallasCowboys.com offers the best collection of timely articles, press conferences and videos, combined with the best spot to purchase tickets and order merchandise from the Cowboys Pro Shop. From the latest news to the latest apparel, there is no better place to visit than DallasCowboys.com.

To view the latest press conferences featuring coaches, player interviews from daily locker room sessions, radio interviews with Cowboys front office executives and Dallas Cowboys game highlights, visit <https://www.dallascowboys.com/all-media/>



@dallascowboys



/dallascowboys



@dallascowboys



@dallascowboys



Round Up



2021 Playoffs - Wild Card Game



VS.



Dallas Cowboys (12-5) vs. San Francisco 49ers (10-7) • Jan. 16, 2022 3:30 p.m. CST

Player Spotlight

4 DAK PRESCOTT

37

- ★ Dak Prescott's 2021 season set a new standard in Cowboys lore, and with 37 touchdowns through the air, he established a franchise record for the most touchdown passes in a single season:

Most Single-Season Passing Touchdowns in Cowboys History				
Quarterback	Season	Pass TDs	INTs	TD/INT Ratio
Dak Prescott	2021	37	10	3.70
Tony Romo	2007	36	19	1.89
Tony Romo	2014	34	9	3.77

- ★ Prescott's eight games with a 100.0 passer rating and three passing scores led the NFL in 2021 and are the most in a season in team history. He became the seventh quarterback (11th instance) in NFL history to record eight games with a 100.0 rating and three passing touchdowns in a single season:

Most Games of 100.0 QB Rating, 3 TDs, NFL History		
Player	Season	100.0, 3 TD Games
Aaron Rodgers	2020	12
Tom Brady	2007	10
Patrick Mahomes	2018	10
Aaron Rodgers	2011	10
Peyton Manning	2013	9
Peyton Manning	2004	9
Drew Brees	2012	8
Peyton Manning	2014	8
Peyton Manning	2012	8
Dak Prescott	2021	8
Y.A. Tittle	1963	8

- ★ Prescott spread the ball around in 2021, as Dallas had four different players tally at least six receiving TDs, marking the first time in franchise history that Dallas had four players with at least six touchdowns through the air.

SCOUTING REPORT

10 Deebo Samuel ranked second in the NFL with 772 yards after the catch (YAC) in 2021, but he averaged 10.03 YAC-per-reception, which was by far the most among wide receivers.

97 San Francisco allowed opposing quarterbacks to post a passer rating of 97.0 in 2021 - the eighth-highest passer rating allowed by a defense on the year.

★ WHAT TO WATCH FOR IN WILD CARD ROUND ★

4

DAK PRESCOTT

- * Dak Prescott needs three touchdowns to tie Tony Romo (eight) for the fourth-most touchdown passes in Cowboys playoff history.
- * Prescott (103) needs 35 pass attempts to pass Craig Morton (137) for the fifth-most passing attempts in franchise postseason history.
- * Prescott had eight games in the regular season with three-or-more passing touchdowns and has one career three-touchdown game in the postseason (vs. Green Bay, 1/15/17). With three touchdown passes against San Francisco, Prescott will tie Troy Aikman, Roger Staubach and Danny White (all with two games) for the most three-touchdown games in Cowboys postseason history.

7

TREVON DIGGS

- * Trevon Diggs led the NFL with 11 interceptions and finished second in the league with 21 pass breakups. With an interception against the 49ers, Diggs would become the first player to have double-digit interceptions in the regular season along with an interception in the postseason since Antonio Cromartie (2007, San Diego Chargers). Diggs would also join Everson Walls as the only Cowboys to do so.

11

MICAH PARSONS

- * Micah Parsons finished the regular season with 13.0 sacks, a Cowboys rookie sack record and tied for the third-most sacks by an NFL rookie since the stat became official in 1982.
- * With a sack against San Francisco, Parsons would become one-of-six Cowboys rookies to record a sack in a playoff game. The last Cowboys rookie with a sack in a postseason contest was DeMarcus Lawrence (vs. Detroit, 1/4/15).
- * Parsons could become the second-youngest player in franchise history with a sack in a playoff game (22 years, 235 days), trailing Bill Bates (22 years, 203 days).

21

EZEKIEL ELLIOTT

- * Ezekiel Elliott (309) needs 27 rushing yards to pass Calvin Hill (335) for the seventh-most postseason rushing yards in Cowboys history.
- * Elliott (two) needs a rushing touchdown on Sunday to tie Don Perkins, Robert Newhouse and Scott Laidlaw for the fourth-most rushing touchdowns in franchise postseason history.
- * With a 100-yard rushing performance against San Francisco, Elliott will record his third career 100-yard game in the postseason and tie Tony Dorsett for the second-most 100-yard rushing games in Cowboys postseason history.

90

DeMARCUS LAWRENCE

- * With one sack on Sunday, DeMarcus Lawrence (2.0) will tie Tony Casillas, Ed Jones, Jimmie Jones, Leon Lett and Anthony Spencer (all with 3.0) for seventh on the team's all-time postseason sacks list (since 1982). With two sacks, he will pass Charles Haley (3.5) and tie Russell Maryland (4.0) and DeMarcus Ware (4.0) for fourth.

DALLAS COWBOYS



- * The Cowboys will play in their 64th playoff game on Sunday - the most in NFL history - and have more postseason wins against San Francisco (five) than any other team the club has faced in the playoffs.
- * Dallas is 3-1 when playing at AT&T Stadium in the postseason.
- * With a win on Sunday, Dallas (21-9) can tie San Francisco (22-9) for the second-most home playoff wins in NFL history.
- * Head coach Mike McCarthy has a 10-8 career record in the postseason. With a win against the 49ers, McCarthy would tie John Harbaugh and Pete Carroll for the third-most playoff wins (11) among active NFL head coaches.
- * The Cowboys tallied multiple takeaways in 12 of its 17 games in 2021. The last playoff game that Dallas recorded two-or-more takeaways was against Detroit (1/4/15) in the 2014 Divisional Round.
- * Dallas finished the regular season with a +14 turnover differential, which tied for first in the NFL. The last time the Cowboys finished a regular season with a turnover differential of +14-or-better was in 1981 (+18).

★ COWBOYS & BANK OF AMERICA ★



Bank of America, the Official Bank of the Dallas Cowboys, is the presenting partner of the Dallas Cowboys Wild Card Weekend game on Sunday vs. the San Francisco 49ers. Bank of America and the Dallas Cowboys have teamed up together to equip youth with vital job skills and workplace mentoring. Two students have received the opportunity to mentor under Dallas Cowboys executives to build skills and alternative pathways to successful job placement as part of the initiative.

MIKE MCCARTHY

Head Coach
2020-21



★ WINNING HEAD COACH ★

The Dallas Cowboys named Mike McCarthy the ninth head coach in franchise history on Jan. 5, 2020. Along with 13 years of head coaching experience and 13 additional years as an assistant coach in the NFL, McCarthy came to Dallas with a 125-77-2 regular season coaching record - all with the Green Bay Packers (2006-18).

After a 6-10 record in 2020 and a 12-5 record in 2021, he owns the sixth-most wins (26th all-time) and eighth-highest winning percentage among qualifying active NFL coaches. His teams have qualified for the postseason nine times, won six NFC North Division titles, made four NFC Championship Game appearances and took home a Super Bowl XLV championship.

Most Regular Season Wins by Active Head Coach

Coach	Years	Won	Loss	Tied	Pct
Bill Belichick.....	1991-2021	290	143	0	.669
Andy Reid.....	1999-2021	233	135	1	.633
Mike Tomlin.....	2007-2021	154	85	2	.643
Pete Carroll.....	1994-2021	152	104	1	.592
Sean Payton.....	2006-2021	152	89	0	.631
Mike McCarthy.....	2006-2021	143	92	2	.608
John Harbaugh.....	2008-2021	137	88	0	.612

★ 2021 COACHING STAFF ★

Mike McCarthy **Head Coach**
Rob Davis..... Asst. Head Coach

Kellen Moore..... Offensive Coordinator
Joe Philbin..... Offensive Line
Jeff Blasko..... Asst. Offensive Line
Adam Henry..... Wide Receivers
Lunda Wells..... Tight Ends
Skip Peete..... Running Backs
Doug Nussmeier..... Quarterbacks
Chase Haslett..... Quality Control - Offense

Dan Quinn..... Defensive Coordinator
Aden Durde..... Defensive Line
Leon Lett..... Asst. Defensive Line
Scott McCurley..... Linebackers
George Edwards..... Senior Defensive Assistant
Joe Whitt Jr..... Passing Game Coord./Secondary
Al Harris..... Defensive Backs
Cannon Matthews..... Quality Control - Defense

John Fassel..... Special Teams Coordinator
Matt Daniels..... Asst. Special Teams

Scott Tolzien..... Coaching Assistant

Harold Nash Jr..... Strength and Conditioning Coordinator
Kendall Smith..... Asst. Strength and Conditioning
Cedric Smith..... Asst. Strength and Conditioning

Ryan Feder..... Quality Control/Analytics
Justin Rudd..... Video/Analytics
Eric Simonelli..... Quality Control/Analytics
Kyle Valero..... Quality Control/Analytics

★ TEAM RANKINGS ★

In 2021 Mike McCarthy helped guide the Cowboys team to key rankings in several areas:

1st	Points-Per-Game (31.2)
1st	Explosive Plays (10+ Yds - 254)
1st	Net Yards-Per-Game (407.0)
3rd	Passer Rating (104.8)
6th	Touchdown Efficiency (28.6%)
34	Takeaways - Most in the NFL

★ MCCARTHY'S RECORD WHEN... ★

Below is a look at McCarthy's head coaching record under several different circumstances:

Regular season.....	143-92-2
Postseason.....	10-8
Overall.....	153-100-2

	Regular	Post
September.....	32-18-1	
October.....	37-18	
November.....	27-35-1	
December.....	42-18	
January.....	5-3	9-8
February.....		1-0
Playing at home.....	82-34-2	5-3
Playing on the road.....	60-58	5-5
Playing at AT&T Stadium.....	10-7	2-0
Playing in prime time.....	34-32	3-1
Thursday.....	11-8	
Saturday.....	2-1	3-2
Sunday.....	121-72-2	7-6
Monday.....	9-10	
Tuesday.....	0-1	
Playing against the NFC East.....	23-14	5-2
Playing against the NFC.....	104-62-2	9-8
Playing against the AFC.....	33-27	1-0
Playing on grass surface.....	102-53-2	7-6
Playing on artificial surface.....	41-40	3-2
Post Bye.....	11-4	
Post Bye Home.....	4-1	
Post Bye Road.....	7-3	
When scoring 30-plus points.....	82-9	6-2
When team scores first.....	99-34-2	4-2
When team leads at halftime.....	112-21-1	9-2

★ McCARTHY'S HEAD COACHING RECORD AND COACHING EXPERIENCE ★

Regular Season							Postseason				McCarthy vs. NFL					
Year	Team	W	L	T	Pct.	Result	W	L	Pct.	Result	Team	W	L	T	PCT.	
2006	Green Bay.....	8	8	0	.500	2nd NFC North					Arizona	3	4	0	0.429	
2007	Green Bay.....	13	3	0	.813	1st NFC North	1	1	.500	NFC Championship Game	Atlanta	5	4	0	0.556	
2008	Green Bay.....	6	10	0	.375	3rd NFC North					Baltimore	2	2	0	0.500	
2009	Green Bay.....	11	5	0	.688	2nd NFC North	0	1	.000	Wild Card Game	Buffalo	2	2	0	0.500	
2010	Green Bay.....	10	6	0	.625	2nd NFC North	4	0	1.000	Super Bowl XLV	Carolina	4	3	0	0.571	
2011	Green Bay.....	15	1	0	.938	1st NFC North	0	1	.000	Divisional Game	Chicago	18	7	0	0.720	
2012	Green Bay.....	11	5	0	.688	1st NFC North	1	1	.500	Divisional Game	Cincinnati	2	2	0	0.500	
2013	Green Bay.....	8	7	1	.531	1st NFC North	0	1	.000	Wilde Card Game	Cleveland	3	1	0	.750	
2014	Green Bay.....	12	4	0	.750	1st NFC North	1	1	.500	NFC Championship Game	Dallas	5	3	0	0.625	
2015	Green Bay.....	10	6	0	.625	2nd NFC North	1	1	.500	Divisional Game	Denver	2	2	0	0.500	
2016	Green Bay.....	10	6	0	.625	1st NFC North	2	1	.667	NFC Championship Game	Detroit	18	7	0	0.720	
2017	Green Bay.....	7	9	0	.438	3rd NFC North					Houston	2	1	0	0.667	
2018	Green Bay.....	4	7	1	.375						Indianapolis	1	2	0	0.333	
2020	Dallas.....	6	10	0	.375	3rd NFC East					Jacksonville	2	1	0	0.667	
2021	Dallas.....	12	5	0	.706						Kansas City	2	2	0	0.500	
Totals		143	92	2	.608		10	8	.556		LA Chargers	4	0	0	1.000	
		Year		Position, Team												
		1987-88.....		Graduate Assistant, Fort Hays State												
		1989-91.....		Graduate Assistant, Pittsburgh												
		1992.....		Wide Receivers, Pittsburgh												
		1993-94.....		Offensive Quality Control, Kansas City Chiefs												
		1995-98.....		Quarterbacks, Kansas City Chiefs												
		1999.....		Quarterbacks, Green Bay Packers												
		2000-04.....		Offensive Coordinator, New Orleans Saints												
		2005.....		Offensive Coordinator, San Francisco 49ers												
		2006-18.....		Head Coach, Green Bay Packers												
		2020-21.....		Head Coach, Dallas Cowboys												

★ HEAD COACHES ★

MIKE McCARTHY (143-92-2, 15th Year, 18-15 with Dallas)

The Dallas Cowboys named Mike McCarthy the ninth head coach in franchise history on Jan. 8, 2020, handing the reigns of the team to an innovative offensive mind with a championship pedigree.

McCarthy has 14 years of head coaching experience – 13 with Green Bay and one with Dallas – along with 13 years as an assistant coach in the NFL, including six as an offensive coordinator.

As a head coach, McCarthy has racked up a 143-92-2 regular season coaching record, and he owns the sixth-most wins (26th all-time) among active NFL coaches. His teams have qualified for the postseason nine times, won six NFC North Division titles, made four NFC Championship Game appearances and took home a Super Bowl XLV championship held at AT&T Stadium in Arlington, Texas, following the 2010 NFL season.

This season McCarthy led the Cowboys to the franchise's first NFC East title in three years, along with a 12-5 regular season record. Under McCarthy, Dallas led the league in total offense (407.0), scoring offense (31.2 points-per-game and takeaways (34).

In his first season with the Cowboys, McCarthy's plan to install a new culture in Dallas was halted by the COVID-19 pandemic. Due to COVID protocols, McCarthy's first offseason with the Cowboys included no in-person meetings or practices and a season-ending injury to his starting quarterback in Week 5. Despite the hurdles, the 2020 Cowboys were in position to win the NFC East entering Week 17 but came up just short.

During his time in Green Bay, McCarthy was known as a prolific offensive mind and the primary play-caller for the Packers. McCarthy's offense finished fourth in the NFL in total offense and third in points-per-game through his 14-year stint with the club.

McCarthy is only the fourth head coach in NFL history to lead a single franchise to eight or more consecutive playoff appearances, joining Tom Landry, Chuck Noll and Bill Belichick. Those eight appearances from 2009-16 were more than the rest of the NFC North Division combined over that span (Minnesota, three; Detroit, three; Chicago, one).

McCarthy's nine playoff appearances overall are the most by a Packers coach since the NFL postseason began in 1933, and he guided the Packers to a franchise-record fourth consecutive division title in 2014. With the victory over Dallas in the 2016 playoffs, McCarthy surpassed Vince Lombardi and Mike Holmgren for the most playoff victories in team history (10).

KYLE SHANAHAN (28-32, 4th Year)

The San Francisco 49ers named Kyle Shanahan the 20th head coach in franchise history on Feb. 6, 2017. In just four years, Shanahan turned a struggling 49ers team into playoff contenders.

After San Francisco suffered multiple injuries to key starters in 2020 and missed the postseason, Shanahan has the 49ers back in the tournament in 2021. Shanahan leads an offense that was seventh in the NFL in both total offense (375.7) and rushing offense (127.4). The 49ers, who are known for their physical play style, have an elite defense that ranks third in total defense (310.0) and eighth in points allowed (20.9).

In the two years prior to Shanahan's arrival, San Francisco went a combined 7-25. Shanahan started the rebuild from scratch, and after enduring two losing seasons in 2017-18, the 41-year-old head coach broke through in his third year.

In 2019 Shanahan led the 49ers to a 13-3 regular season record, the NFC West Division title and an appearance in Super Bowl LIV. San Francisco's nine-win improvement from 2018-19 was the largest win improvement from one season to the next in franchise history. Shanahan was named Coach of the Year by *Sporting News* in 2019.

Known for his innovative offensive mind, Shanahan's 2019 offense topped the NFL in rushing touchdowns (23) and finished second in rushing yards-per-game (144.1) and points-per-game (29.9).

On the defensive side of the ball in 2019, San Francisco finished first in the league in passing yards allowed-per-game (169.2), second in total yards allowed.

Shanahan's offensive presence was immediately felt upon his arrival in the Bay Area. In his first season at the helm, the 2017 49ers averaged 349.2 yards-per-game, the highest output by San Francisco since 2012. Shanahan's high-flying offense also finished 2017 with 3,925 net passing yards, the most in a 49ers season since 2000.

Prior to arriving in San Francisco, Shanahan had 13 seasons of NFL coaching experience. Nine of the seasons included offensive coordinator stints at Atlanta (2015-16), Cleveland (2014), Washington (2010-13) and Houston (2008-09).

Following the 2016 season, Shanahan was named *Associated Press* Assistant Coach of the Year after helping the Falcons to a Super Bowl LI appearance. In nine seasons as a coordinator, six of Shanahan's offenses ranked in the top-10 in yards gained.

Shanahan was just 26 years old when he was named the wide receivers coach of the Houston Texans. Just two years later, Shanahan was named the Houston offensive coordinator at 28 years old, the youngest coordinator in the NFL.

★ PRO BOWL COWBOYS ★

Five Dallas Cowboys were selected to the 2021 NFL Pro Bowl set to take place at Allegiant Stadium in Las Vegas, Nev., on Sunday, February 6, 2022. Three of the five players representing the Cowboys in the Pro Bowl will be making their first trip, and three of the five were selected as starters. There are two players from offense, two from defense and one from special teams.

Tyron Smith will be making his eighth trip to the game, tying him with Emmitt Smith for the sixth-most trips in team history. Zack Martin (starter) will be making his seventh trip, giving him the second-most appearances by a Cowboys guard behind Allen (nine). Martin's seven trips also tie DeMarcus Ware for the eighth-most overall.

Representing the defense are two first-time selections in Trevon Diggs and Micah Parsons, with both selected as starters. Diggs is the first cornerback to make the game since Byron Jones in 2018, and the first corner to be named a starter since Deion Sanders. Parsons becomes the second Cowboys rookie linebacker (Leighton Vander Esch, 2018), fourth rookie defender (Mel Renfro, 1964; Everson Walls, 1981 and Vander Esch) and 12th overall rookie to earn the honor.

Rounding out Dallas' Pro Bowl roster is punter Bryan Anger, making his first career appearance. Anger is the fourth punter in Cowboys history to earn a spot in the Pro Bowl.

2021 Dallas Cowboys Pro Bowlers

Player	Selection
Tyron Smith, T	Eighth
Zack Martin, G	Seventh
Trevon Diggs, CB	First
Micah Parsons, LB	First
Bryan Anger, P	First

**Italics indicates starter*



★ NFC EAST STANDINGS ★

Team	W	L	T	Home	Road	Div.	Con.	PF	PA
Dallas	12	5	0	5-3	7-2	6-0	10-2	530	358
Philadelphia	9	8	0	3-5	6-3	3-3	7-5	444	385
Washington	7	10	0	3-5	4-5	2-4	6-6	335	434
New York	4	13	0	3-5	1-8	1-5	3-9	258	416

★ NFC STANDINGS ★

Team	W	L	T	Con.	Strength of Victories	Strength of Schedule	PF	PA
Green Bay	13	4	0	9-3	.480	.479	450	371
Tampa Bay	13	4	0	8-4	.443	.467	511	353
Dallas	12	5	0	10-2	.433	.488	530	358
LA Rams	12	5	0	8-4	.409	.483	460	372
Arizona	11	6	0	7-5	.492	.490	449	366
San Francisco	10	7	0	7-5	.438	.500	427	365
Philadelphia	9	8	0	7-5	.350	.469	444	385
New Orleans	9	8	0	7-5	.516	.512	364	335
Minnesota	8	9	0	6-6	.437	.509	425	426
Washington	7	10	0	6-6	.415	.530	335	434
Seattle	7	10	0	4-8	.424	.519	395	366
Atlanta	7	10	0	4-8	.315	.472	313	459
Chicago	6	11	0	4-8	.366	.523	311	407
Carolina	5	12	0	3-9	.412	.509	304	404
N.Y. Giants	4	13	0	3-9	.478	.537	258	416
Detroit	3	13	1	3-9	.618	.528	325	467

★ 2021 PLAYER AWARDS ★

The Dallas Cowboys earned notable recognitions this season, with several players of the week honors and Trevon Diggs earning NFC Defensive Player of the Month for September - becoming only the third Cowboys defender and first defensive back to receive the award in team history.

Below are the individual awards earned by Cowboys players in 2021:

NFC Offensive Player of the Week

Dak Prescott	Week 6 at New England
Dak Prescott	Week 16 vs. Washington

NFC Defensive Player of the Week

Trevon Diggs	Week 4 vs. Carolina
Micah Parsons	Week 8 at Minnesota

NFC Defensive Player of the Month

Trevon Diggs	September
--------------	-----------

Defensive Rookie of the Month

Micah Parsons	November
Micah Parsons	December

FedEx Air and Ground Players of the Week

Dak Prescott	Week 10 vs. Atlanta
Dak Prescott	Week 6 at New England
Ezekiel Elliott	Week 4 vs. Carolina
Dak Prescott	Week 12 vs. Las Vegas

Pepsi Zero Sugar Rookie of the Week

Micah Parsons	Week 8 at Minnesota
Micah Parsons	Week 10 vs. Atlanta
Micah Parsons	Week 14 at Washington

Dallas' 14 player awards this year were the second-most by any team, trailing only Cincinnati's 21 player awards in 2021.

★ 2021 TEAM CAPTAINS ★

The Dallas Cowboys select three team captains weekly throughout the season, as chosen by the team prior to that week's game:

2021 Dallas Cowboys Captains

Week 1 - at Tampa Bay

Offense	Dak Prescott
Defense	Randy Gregory
Special Teams	Darian Thompson

Week 3 - vs. Philadelphia

Offense	Ezekiel Elliott
Defense	Damontae Kazee
Special Teams	Corey Clement

Week 5 - vs. N.Y. Giants

Offense	CeeDee Lamb
Defense	Jourdan Lewis
Special Teams	Noah Brown

Week 8 - at Minnesota

Offense	Dalton Schultz
Defense	Jayron Kearse
Special Teams	Tony Pollard

Week 10 - vs. Atlanta

Offense	Tyler Biadasz
Defense	Anthony Brown
Special Teams	Malik Turner

Week 12 - vs. Las Vegas

Offense	Zack Martin
Defense	Carlos Watkins
Special Teams	Jake McQuaide

Week 14 - at Washington

Offense	Michael Gallup
Defense	Trevon Diggs
Special Teams	Greg Zuerlein

Week 16 - vs. Washington

Offense	Tony Pollard
Defense	Neville Gallimore
Special Teams	Jeremy Sprinkle

Week 18 - at Philadelphia

Offense	Noah Brown
Defense	Keanu Neal
Special Teams	Sean McKeon

Week 2 - at LA Chargers

Offense	Tyron Smith
Defense	Dorance Armstrong
Special Teams	Cedrick Wilson

Week 4 - vs. Carolina

Offense	Zack Martin
Defense	Jaylon Smith
Special Teams	Luke Gifford

Week 6 - at New England

Offense	Dak Prescott
Defense	Leighton Vander Esch
Special Teams	CJ Goodwin

Week 9 - vs. Denver

Offense	Amari Cooper
Defense	Randy Gregory
Special Teams	Jeremy Sprinkle

Week 11 - at Kansas City

Offense	Terence Steele
Defense	Donovan Wilson
Special Teams	Francis Bernard

Week 13 - at New Orleans

Offense	Dak Prescott
Defense	Micah Parsons
Special Teams	Bryan Anger

Week 15 - at N.Y. Giants

Offense	La'el Collins
Defense	DeMarcus Lawrence
Special Teams	Darian Thompson

Week 17 - vs. Arizona

Offense	Connor Williams
Defense	Malik Hooker
Special Teams	Jake McQuaide

★ DIVISION DOMINANCE ★

The Cowboys went a perfect 6-0 against the NFC East in 2021, marking just the third division sweep in a season in team history, joining the 1969 and 1998 Cowboys teams:

Cowboys Teams to Go Undefeated in Division

Season	Div. Record	Points Scored
2021.....	6-0	240
1998.....	6-0	221
1969.....	6-0	202

Dallas scored 240 points (40.0 points-per-game) against the NFC East in 2021, tied for the most points against divisional opponents in a season in team history:

Most Points Against Own Division in Team History

Season	Points	Season	Points
1983.....	240	1995.....	218
2021*.....	240	1985.....	208
1994.....	234	1969*.....	202
1973.....	224	1968.....	201
1998*.....	221	1971/77.....	200

*Team went undefeated against Division

Dallas' 40.0 point-per-game average against the NFC East in 2021 is the highest scoring average by any team against its own division in a season in NFL history:

Most Points/Game Against Own Division in NFL History

Team/Season	Pts/Gm	Team/Season	Pts/Gm
Dallas, 2021.....	40.0	LA Rams, 2018.....	36.8
Atlanta, 2016.....	38.5	New England, 2012.....	36.3
Oakland, 1967.....	38.5	San Francisco, 1994.....	36.0
New England, 2007.....	38.2	Oakland, 2010.....	35.8

★ PLAYOFF POSTURING ★

This Sunday's matchup against the San Francisco 49ers will mark Dallas' 64th postseason game - most in NFL history. The Cowboys own a 35-28 playoff record, which are the third-most postseason wins in NFL history (New England, 37; Green Bay, 36).

This week's playoff contest will be the eighth against San Francisco. The Cowboys have a 5-2 playoff record against the 49ers, but the two teams have never met up in the Wild Card round. Dallas' five postseason wins against San Francisco are its most against any team.

Cowboys Top Postseason Opponents

Team	Games
LA Rams.....	9
Green Bay Packers.....	8
Minnesota Vikings.....	7
San Francisco 49ers.....	7
Philadelphia Eagles.....	4

Cowboys Top Postseason Wins

Team	Record
San Francisco 49ers.....	5-2
Minnesota Vikings.....	4-3
Green Bay Packers.....	4-4
LA Rams.....	4-5

Should Dallas advance to the NFC Divisional round next weekend, the club will either travel to Tampa Bay (No.2 seed) or host the winner of the LA Rams (No.4)/Arizona (No.5), depending on the outcome of the Tampa Bay/Philadelphia Wild Card Game.

★ DALLAS IN THE WILD CARD ★

The Cowboys are appearing in their 13th NFC Wild Card Game in franchise history. They have posted a 7-5 Wild Card record, including a 6-2 record at home. Sunday is the eighth time Dallas and San Francisco will meet in the postseason, and the first time that they'll face off in a Wild Card Game.

The following is a brief history of Dallas and the Wild Card Game:

Date	Loc.	Dal W/L	Score	Date	Loc.	Dal W/L	Score
12/28/80	LAR	W	34-13	1/9/00	@Min	L	10-27
1/9/83	TB	W	30-17	1/3/04	@Car	L	10-29
12/26/83	LAR	L	17-24	1/6/07	@Sea	L	20-21
12/29/91	@Chi	W	17-13	1/9/10	PHI	W	34-14
12/28/96	MIN	W	40-15	1/4/15	DET	W	24-20
1/2/99	ARI	L	7-20	1/5/19	Sea	W	24-22

★ NFC EAST CHAMPIONS ★

The Dallas Cowboys won the 2021 NFC East title. The division title is the 21st for the Cowboys since the merger and realignment in 1970, 25th division title overall since the teams inception in 1960. Below is a breakdown of the NFC East Champions since the division was founded in 1970:

Dallas (21): 2021, 2018, 2016, 2014, 2009, 2007, 1998, 1996, 1995, 1994, 1993, 1992, 1985, 1981, 1979, 1978, 1977, 1976, 1973, 1971, 1970

Philadelphia (11): 2019, 2017, 2013, 2010, 2006, 2004, 2003, 2002, 2001, 1988, 1980

Washington (10): 2020, 2015, 2012, 1999, 1991, 1987, 1984, 1983, 1982, 1972

New York (8): 2011, 2008, 2005, 2000, 1997, 1990, 1989, 1986

St. Louis/Arizona (2): 1975, 1974

Super Bowl Championship teams underlined

The NFC East teams have combined to be the most successful division in the NFC since the 1970 NFL merger, with 21 NFC championships and 13 Super Bowl victories, the highest marks of any division in the NFC.

★ MAN OF THE YEAR ★

The Dallas Cowboys announced Dak Prescott as its nominee for the WALTER PAYTON NFL MAN OF THE YEAR AWARD PRESENTED BY NATIONWIDE.

Considered one of the league's most prestigious honors, the Walter Payton NFL Man of the Year Award presented by Nationwide recognizes an NFL player for outstanding community service activities off the field, as well as excellence on the field.

"I am extremely humbled and honored to be named the Dallas Cowboys Walter Payton NFL Man of the Year candidate, especially in light of all of the great things my teammates are doing in the community," said Prescott. "I am proud of the work that my Faith Fight Finish Foundation is doing to support those facing adversity and the programming being developed to help those individuals, families and communities find strength for a better future. If I can be the catalyst for conversations to be started or someone to seek help when they are feeling alone, I see that as a great purpose."

Prescott and the Faith Fight Finish Foundation (FFF) have worked tirelessly to align with trusted partners to implement solutions to the issues plaguing our nation. In the wake of the senseless murder of George Floyd, Prescott lent his voice to the dialogue, penning an op-ed in which he vowed to take action to rid communities of racism, racial-profiling and hate. He pledged one million dollars to police training, education, and advocacy. Since that time, FFF has worked to build trust between law enforcement and the communities they serve and protect, by forming the Law Enforcement Steering Committee (LESC) comprised of youth, community leaders and law enforcement personnel that addresses systemic racism through education and advocacy.

Mental health awareness became a cause Prescott began championing after losing his brother, Jace, to suicide during the isolation of the Covid-19 pandemic. Prescott's promise is to make sure that Jace's life will be "a life taken to save millions." Through collaboration with NFL players Solomon Thomas and Hayden Hurst, Prescott and FFF are sponsoring programs created to teach educators to connect with students in crisis and identify the signs of depression and mental illness.

As a nominee, Prescott will wear a Walter Payton NFL Man of the Year helmet decal through the end of the season in recognition of his accomplishments on and off the field. All 32 nominees will receive up to a \$40,000 donation in their name to their charity of choice. The winner of the Walter Payton NFL Man of the Year award will receive a \$250,000 donation to the charity of his choice. All donations are courtesy of the NFL Foundation and Nationwide.



★ WILD CARD STAT COMPARISON ★

This week's game marks the 13th time Dallas has played in a Wild Card Playoff Game. Below is a brief look into Dallas' Wild Card stats:

TEAM TOTALS	
<u>Cowboys</u>	<u>Opponent</u>
Wins.....7	5
Points.....267	235
Total Net Yards4,319	3,829
Net Rushing Yards1,773	1,230
Net Passing Yards2,546	2,599

SINGLE-GAME TEAM-HIGHS	
<u>Cowboys</u>	<u>Opponent</u>
Points.....40 12/28/96	29 @CAR; 1/3/04
Total Net Yards528 12/28/80	397 LAR; 1/4/15
Net Rushing Yards.....338 12/28/80	175 LAR; 1/9/00
Net Passing Yards300 12/26/83	307 DET; 1/4/15

SINGLE-GAME INDIVIDUAL HIGHS	
<u>Cowboys</u>	<u>Opponent</u>
Passing Yards	
330 - D. White 12/26/83	323 - M. Stafford 1/4/15
Rushing Yards	
160 - T. Dorsett 12/28/80	140 - R. Smith 1/9/00
Receiving Yards	
163 - R. Ismail 1/9/00	146 - J. Maclin 1/9/10

★ DALLAS WILD CARD HISTORY ★

The Dallas Cowboys have played in 12 Wild Card Playoff games and hold a 7-5 record. This week's Wild Card Playoff game is the ninth home Wild Card Game for the Cowboys and first since the 2018 season. The Cowboys are 6-2 at home in Wild Card Games.

In 12 Wild Card Playoff Games in Dallas history, there have been:

- * Seven games decided by double-digits - four Dallas wins
- * Four games decided by less than a touchdown
- * Two games decided by three-or-more touchdowns - Dallas wins
- * Current three-game win streak by Dallas (2009-present)
- * A four-game losing streak by Dallas (1998-2006)
- * A 25-point win by Dallas vs. Minnesota (12/28/96) - biggest Cowboys win
- * A 19-point loss by Dallas at Carolina (1/3/04) - biggest loss
- * A 40-point game by Dallas, vs. Minnesota (12/28/96) most points for Dallas
- * A 29-point game against Dallas; at Carolina (1/3/04) most points against Dallas
- * 55 total points scored in the game between Dallas and Minnesota (12/28/96) - the most combined points in a WC game.
- * Seven Saturday games, three Sunday games, one Monday and one Friday game

★ WILD CARD 1ST TIME/LAST TIME ★

Dallas' first ever appearance in a Wild Card Playoff Game came during the 1980 season (12/28/80). The Cowboys finished the season 12-4 and beat the Los Angeles Rams 34-13 at Texas Stadium in front of 64,533 fans. Dallas then won on the road at Atlanta to advance to the NFC Championship Game where they lost at Philadelphia.

The last time the Cowboys appeared in a Wild Card Playoff Game was during the 2018 season against Seattle on Jan. 5, 2019. Down 14-10 in the fourth quarter, Dallas rattled off 14 unanswered points and held off the Seahawks for a 24-22 victory with 94,327 fans in attendance at AT&T Stadium. The Cowboys then advanced to the Divisional Playoffs where they fell at the LA Rams.

★ POSTSEASON EXPERIENCE ★

Entering the 2021 Playoffs, the Dallas Cowboys boast 29 players on the active roster with postseason experience. Jake McQuaide leads the way, totaling the most playoff games played with six - all with the LA Rams. DeMarcus Lawrence, Zack Martin and Tyron Smith have played all five of their postseason games with Dallas.

Dallas Cowboys with Postseason Experience

Player	Team	Seasons	Games
Jake McQuaide	LAR	2017, 18, 20	6
C.J. Goodwin	Atl, Dal	2016, 18	5
DeMarcus Lawrence*	Dal	2014, 16, 18	5
Zack Martin*	Dal	2014, 16, 18	5
Keanu Neal	Atl	2016, 17	5
Ty Nsekhe	Was, Buf	2015, 19, 20	5
Tyron Smith*	Dal	2014, 16, 18	5
Anthony Brown*	Dal	2016, 18	3
Corey Clement	Phi	2017	3
Amari Cooper	Oak, Dal	2016, 18	3
Ezekiel Elliott*	Dal	2016, 18	3
Jayron Kearse	Min	2017, 19	3
Dak Prescott*	Dal	2016, 18	3
Greg Zuerlein	LAR	2018	3
Bryan Anger	Hou	2019	2
Noah Brown*	Dal	2018	2
La'el Collins*	Dal	2018	2
Randy Gregory*	Dal	2018	2
Blake Jarwin*	Dal	2018	2
Damontae Kazee	Atl	2017	2
Jourdan Lewis*	Dal	2018	2
Dalton Schultz*	Dal	2018	2
Leighton Vander Esch*	Dal	2018	2
Connor Williams*	Dal	2018	2
Maurice Canady	Bal	2018	1
Malik Hooker	IND	2018	1
Jeremy Sprinkle	Was	2020	1
Malik Turner	Sea	2019	1
Carlos Watkins	Hou	2019	1

*Indicates players on the active roster who have played all post-season games with Dallas.

★ PLAYER PLAYOFF HIGHLIGHTS ★

Corey Clement - RB

In three games with Philadelphia, recorded 10 receptions for 139 yards and a touchdown, his only score was a 22-yard touchdown catch to take a third quarter lead over New England in Super Bowl LII (2/4/18).

Amari Cooper - WR

In three games - one with Oakland and two with Dallas - caught 15 passes for 181 yards and one touchdown. Reeled in seven passes for 106 yards with the Cowboys in the 2018 Wild Card Round against Seattle.

Ezekiel Elliott - RB

Carried the ball 68 times for 309 yards (4.5 avg.) and two touchdowns in three games. Rushed for 100 yards in two playoff games (vs. Green Bay, 1/15/17; vs. Seattle, 1/5/19).

DeMarcus Lawrence - DE

Collected 2.0 sacks, 12 tackles, five for loss, eight pressures, a forced fumble and two fumble recoveries in five games.

Keanu Neal - LB

In five games with Atlanta, tallied 41 tackles, one for loss, a pass breakup and fumble recovery. Recorded a postseason career-best 13 tackles in the 28-34 overtime loss to New England in Super Bowl LI.

Dak Prescott - QB

Is 1-2 as a starter, completing 66-of-103 passes (64.1%) for 794 yards with five touchdowns and two interceptions. Has one 300-yard performance (vs. Green Bay, 1/15/17).

Leighton Vander Esch - LB

Totaled 19 tackles and two pressures in two games.

Greg Zuerlein - K

In three games with the LA Rams, made eight-of-10 field goals. Knocked down a game-winning 57-yard field goal to defeat New Orleans in the 2018 NFC Championship game (1/20/19).

★ PLAYER HIGHLIGHTS vs. SF ★

Anthony Brown - CB

Collected 16 tackles, three breakups and in interception in three career games against San Francisco.

CeeDee Lamb - WR

Caught five passes for 85 yards in last year's win over San Francisco.

Jourdan Lewis - CB

Notched eight tackles, two for loss, one pass breakup and a sack in two career games.

Ezekiel Elliott - RB

Rushed for at least 100 yards in both games against the 49ers. In 2016, ran for 138 yards and a score on 23 carries. During 2017, gathered 219 scrimmage yards (124 rushing, 72 receiving) in the win.

DeMarcus Lawrence - DE

Has recorded both a sack and forced fumble in both games he has played against the 49ers (10/22/17 and 12/20/20). Also has eight career tackles and a fumble recovery in those two games.

Tony Pollard - RB

Tallied 69 rushing yards on 12 carries (5.8 avg.) with two touchdowns in last year's regular season win over the 49ers (12/20/20). Also added six catches for 63 yards.

Dak Prescott - QB

In two games against the 49ers, completed 68.4% of his passes for 479 yards, five touchdowns and no interceptions. Threw three touchdowns, including a 72-yard strike to Elliott, in the 2017 road win (10/22).

★ 2021 STAT COMPARISON ★

(league ranking)

	<u>Cowboys</u>	<u>49ers</u>
Record	12-5	10-7
Scoring Avg. (NFL rank)	31.2 (1)	25.1 (13)
Opp. Scoring Avg. (NFL rank)	21.1 (7)	20.9 (8t)
Total Off. (NFL rank)	407.0 (1)	375.7 (7)
Rushing Off. (NFL rank)	124.6 (9)	127.4 (7)
Passing Off. (NFL rank)	282.4 (2t)	248.3 (12)
Total Def. (NFL rank)	351.0 (19)	310.0 (3)
Rushing Def. (NFL rank)	112.8 (16)	103.5 (7)
Passing Def. (NFL rank)	238.2 (20)	206.5 (6)
Kickoff Return Avg.	24.8 (5)	18.9 (28)
Punt Return Avg.	6.6 (30)	8.2 (20)
Turnover Margin	+14 (1t)	-4 (22t)
Penalties	127	102
Penalty Yards	1,103	1,066

★ DATING GAME ★

This week's game against San Francisco is being played on Jan. 16. In the 61-plus years of Dallas Cowboys football, there have been three Jan. 16 games, with Dallas holding a 3-0 record on that day. All three of those games were in the postseason - two Divisional Round games and Super Bowl VI.

Date	Opp/ Loc.	Dal W/L	Score	Date	Opp/ Loc.	Dal W/L	Score
1/16/72*	Mia	W	24-3	1/16/94	GB	W	27-17
1/16/83	GB	W	37-26				

*Super Bowl VI

★ FIRST TIME, LAST TIME ★

The first time these two clubs met, the Dallas Cowboys were just nine weeks old and lost their first eight games. Dallas hosted San Francisco on Nov. 20, 1960 and lost 14-26 in front of 10,000 fans at the Cotton Bowl.

The last time these two clubs met was on Dec. 20, 2020 at AT&T Stadium. Tony Pollard, who was starting due to an Ezekiel Elliott calf injury, ran for two touchdowns while Andy Dalton added two scores through the air as the Cowboys defeated the 49ers 41-33. The win improved the Cowboys record to 5-9.

★ ALL-TIME STAT COMPARISON ★

This week's game marks the 38th game between Dallas and San Francisco. Below is a brief look into the stats of the series:

TEAM TOTALS

	<u>Cowboys</u>	<u>49ers</u>
Wins.....	19	17
Points.....	906	932
Total Net Yards	12,991	12,472
Net Rushing Yards	4,448	4,213
Net Passing Yards	8,543	8,529

SINGLE-GAME TEAM-HIGHS

	<u>Cowboys</u>	<u>49ers</u>
Points.....	59 10/12/80	45 10/11/81
Total Net Yards	532 11/10/63	440 10/11/81
Net Rushing Yards.....	265 10/22/17	261 9/24/00
Net Passing Yards	427 9/18/11	312 12/22/85

SINGLE-GAME INDIVIDUAL HIGHS

Cowboys 49ers

Passing Yards

460 - D. Meredith 11/10/63 322 - J. Montana 12/22/85

Rushing Yards

153 - C. Hill 11/10/74 201 - C. Garner 9/24/00

Receiving Yards

213 - T. Owens 11/23/08 161 - J. Rice 11/12/95

★ SERIES HISTORY ★

Dallas and San Francisco share a historical rivalry dating back to 1960. The two squads have squared off 37 times, with Dallas holding a narrow 19-17-1 advantage. The Cowboys have won six of the last seven matchups. The teams have met seven times in the postseason - 5-2 advantage for Dallas. Below is a brief look into the outcome of each game in the series.

Date	Loc.	Dal W/L	Score	Date	Loc.	Dal W/L	Score
11/20/60	Dal	L	14-26	1/17/93**	SF	W	30-20
11/10/63	SF	L	24-31	10/17/93	Dal	W	26-17
11/7/65	Dal	W	39-31	1/23/94**	Dal	W	38-21
12/16/67	SF	L	16-24	11/13/94	SF	L	14-21
11/27/69	Dal	T	24-24	1/15/95**	SF	L	28-38
1/3/71**	SF	W	17-10	11/12/95	Dal	L	20-38
1/2/72**	Dal	W	14-3	11/10/96	SF	W(OT)	20-17
11/23/72	Dal	L	10-31	11/2/97	SF	L	10-17
12/23/72*	SF	W	30-28	9/24/00	Dal	L	24-41
11/10/74	Dal	W	20-14	12/30/01	Dal	W	27-21
12/12/77	SF	W	42-35	12/8/02	Dal	L	27-31
9/9/79	SF	W	21-13	9/25/05	SF	W	34-31
10/12/80	Dal	W	59-14	11/23/08	Dal	W	35-22
10/11/81	SF	L	14-45	9/18/11	SF	W(OT)	27-24
1/10/82**	SF	L	27-28	9/7/14	Dal	L	17-28
12/19/83	SF	L	17-42	10/2/16	SF	W	27-17
12/22/85	SF	L	16-31	10/22/17	SF	W	40-10
10/15/89	Dal	L	14-31	12/20/20	Dal	W	41-33
11/11/90	Dal	L	6-24				

**NFC Championship *NFC Divisional Round

★ INSIDE THE SERIES HISTORY ★

The rivalry between the Dallas Cowboys and San Francisco 49ers has been around since the Cowboys entered the NFL in 1960.

In 37 games of the series there have been:

- * 18 games decided by double digits
- * Nine games decided by less than a touchdown
- * One tie - 24-24 (11/27/69)
- * A five-game winning streak by Dallas from 1972-1980
- * A six-game losing streak by Dallas from 1981-1990
- * A 45-point win by Dallas (10/12/80) - tying the third-largest margin of victory in franchise history
- * A 31-point loss by Dallas (10/11/81) - biggest series loss
- * 59 points scored by Dallas (10/12/80) - tying the most points in a game in franchise history
- * Seven playoff games - a 5-2 Dallas record - six NFC Championship games (4-2) and a Divisional playoff game (1-0)
- * A 9-8-1 Cowboys record when playing in Dallas

★ HOME IS WHERE THE TDS ARE ★

Ezekiel Elliott has not gone hungry in the home confines of AT&T Stadium since he entered the league in 2016, scoring 36 touchdowns (30 rushing, six receiving) in 44 games. His 36 touchdowns are the most by any player in his home venue since 2016:

Most Touchdowns at Home Since 2016

Player	Gms	RushTD	RecTD	RetTD	TotTD
Ezekiel Elliott	44	30	6	0	36
Alvin Kamara	36	22	13	0	35
Davante Adams	43	0	33	0	33
Mike Evans	45	0	33	0	33
Melvin Gordon III	43	30	2	0	32
Todd Gurley II	36	28	3	0	31
Aaron Jones.....	34	24	7	0	31

Overall, Dallas has scored 163 touchdowns in 48 games at home versus 119 touchdowns in 49 games on the road since 2016. Dallas' 163 home TDs rank second in the NFL over that span:

Most Overall Touchdowns at Home Since 2016

Team	Games	TD	TD/G	Pts/G
New Orleans	48	166	3.46	29.3
Dallas	48	163	3.40	29.0
Seattle	48	158	3.29	27.1
New England	49	158	3.22	27.6
Green Bay	48	152	3.17	26.1
Tennessee	49	150	3.06	25.4

★ HOME COOKING ★

Since AT&T Stadium opened in 2009, Dallas has posted a 58-46 regular season record at home. However, since 2016, the Cowboys have utilized their home field advantage, going 31-17 at AT&T Stadium, which is tied for eighth. Dallas finished 4-4 in 2020 and was 5-2 at home in 2021.

NFL Team Home Wins Since 2016

Team	Games	W	L	T	Win %
Green Bay	48	37	10	1	.781
Kansas City	49	37	12	0	.755
New England	49	35	14	0	.714
Pittsburgh	49	35	13	1	.724
Baltimore	49	34	15	0	.694
Tennessee	49	33	16	0	.673
New Orleans	48	32	16	0	.667
Buffalo	49	31	18	0	.663
Dallas	48	31	17	0	.646
Seattle	48	31	17	0	.646

★ TOP PERFORMANCES ★

Below are the top individual performances in several offensive categories at AT&T Stadium since it opened in 2009.

	Cowboys	Opponents
Passing Yards	T. Romo (506)	E. Manning, NYG (450)
Passing TDs	T. Romo (5)	M. Flynn, GB (4)
Rushing Yards	D. Murray (253)	B. Brown, Phi (169)
Rushing TDs	D. Murray, (3)	A. Jones, GB (4)
	D. Prescott (3)	
	J. Randle (3)	
Receiving Yards	A. Cooper (226)	D. Jackson, Phi (210)
Receiving TDs	A. Cooper (3)	V. Cruz, NYG (3)
	M. Gallup (3)	

★ AT&T STADIUM RECORD... ★

In 2018 the Dallas Cowboys reached a milestone with their 10th season in what is now AT&T Stadium. The Cowboys finished that regular season 7-1 record at home - tied with the 2016 team for the most wins and best record in a single season all-time at AT&T Stadium. In 2021 the building hosted its 100th regular season game in a contest against Denver (11/7). The Cowboys finished 5-3 in 2021.

Dallas' first game at the venue was on Sept. 20, 2009 - a 31-33 loss to the N.Y. Giants. The club's first win came a week later with a 21-7 decision over Carolina. Overall, Dallas owns a 58-46 regular season record - 3-1 postseason - and a 61-47 overall mark at home in AT&T Stadium. Below is a breakdown of the club's record on their home turf:

Regular season	58-46
Postseason	3-1
Overall	61-47

	Regular	Post
September	15-5	
October	12-14	
November	16-16	
December	13-9	
January	2-2	3-1

Playing at noon	19-10
Playing at 3:30	21-23
Playing in prime time	18-13

Thursday	6-8
Saturday	0-2
Sunday	48-31
Monday	4-5

Fully closed stadium	35-27
----------------------------	-------

Fully open stadium	11-11
--------------------------	-------

Roof open, doors closed	2-5
-------------------------------	-----

Roof closed, doors open	10-3
-------------------------------	------

Playing against the NFC East	24-15
------------------------------------	-------

Playing against the NFC (non-NFC East)	21-18
--	-------

Playing against the AFC	13-13
-------------------------------	-------

Team	W	L	Pct	Team	W	L	Pct
Arizona	0	3	.000	Minnesota	1	1	.500
Atlanta	3	1	.750	New England	0	1	.000
Baltimore	1	0	1.000	New Orleans	2	2	.500
Buffalo	1	1	.500	N.Y. Giants	8	5	.615
Carolina	2	1	.667	N.Y. Jets	0	1	.000
Chicago	1	2	.333	Philadelphia	7	6	.538
Cincinnati	1	0	1.000	Pittsburgh	1	1	.500
Cleveland	1	1	.500	San Francisco	1	1	.500
Denver	0	2	.000	Seattle	2	2	.500
Detroit	3	1	.750	Tampa Bay	3	0	1.000
Green Bay	0	3	.000	Tennessee	0	2	.000
Houston	1	0	1.000	Washington	9	4	.692
Indianapolis	1	0	1.000				
Jacksonville	1	1	.500				
Kansas City	1	0	1.000	Postseason			
LA Chargers	0	2	.000	Detroit	1	0	1.000
LA Rams	3	1	.750	Green Bay	0	1	.000
Las Vegas	2	1	.667	Philadelphia	1	0	1.000
Miami	2	0	1.000	Seattle	1	0	1.000

The Cowboys 7-1 home mark in 2018 tied the 2016 team for the best home record by a Cowboys team since the stadium opened in 2009:

Most Single Season Wins at AT&T Stadium – Dallas Cowboys


Season	Wins	Consec. Wins	Home Record
2016	7	7	7-1
2018	7	4	7-1
2009	6	5	6-2
2011	5	4	5-3
2013/19	5	--	--
2021	5	3	5-3

390.1 27.3 4.65

Dallas' offense has averaged 390.1 yards-per-game at AT&T Stadium - third-most at home since 2009.

The Cowboys have scored 27.3 points-per-game at home since moving into AT&T Stadium - fourth in the NFL.

Dallas has averaged 4.65 yards-per-rush at home since 2009, second in the NFL behind Buffalo (4.65).



★ THE DALLAS COWBOYS - A CHAMPIONSHIP TRADITION ★

SUPER BOWL CHAMPIONSHIPS

New England Patriots	6
Pittsburgh Steelers	6
DALLAS COWBOYS	5
San Francisco 49ers	5
Green Bay Packers	4
New York Giants	4
Denver Broncos	3
Oakland Raiders	3
Washington Redskins	3

SUPER BOWL APPEARANCES

New England Patriots	11
DALLAS COWBOYS	8
Pittsburgh Steelers	8
Denver Broncos	8
San Francisco 49ers	7
Green Bay Packers	5
Miami Dolphins	5
New York Giants	5
Oakland Raiders	5
Washington Redskins	5

POSTSEASON VICTORIES

New England Patriots	37
Pittsburgh Steelers	36
Green Bay Packers	36
DALLAS COWBOYS ...	35
San Francisco 49ers	32
Oakland Raiders	25
New York Giants	24

POSTSEASON APPEARANCES

Green Bay Packers	35
DALLAS COWBOYS ...	34
Pittsburgh Steelers	33
New York Giants	32
Minnesota Vikings	31
Cle./StL/LA Rams	31
Indianapolis Colts	29
New England Patriots	28
Philadelphia Eagles	28
San Francisco 49ers	27
Chicago Bears	27

POSTSEASON GAMES

DALLAS COWBOYS ...	63
Pittsburgh Steelers	62
Green Bay Packers	59
New England Patriots	58
San Francisco 49ers	51
Minnesota Vikings	50
New York Giants	49

CONSEC. POSTSEASON APPEARANCES

New England Patriots (2009-19) ...	11
DALLAS COWBOYS (1975-83) ...	9
Indianapolis Colts (2002-10)	9
DALLAS COWBOYS (1966-73) ...	8
Pittsburgh Steelers (1972-79)	8
Los Angeles Rams (1973-80)	8
San Francisco 49ers (1983-90)	8

CONSECUTIVE WINNING SEASONS

DALLAS COWBOYS (1966-85) ...	20
New England Patriots (2001-19) ...	19
Oakland Raiders (1965-80)	16
San Francisco 49ers (1983-98) ...	16
Chicago Bears (1930-44)	15
Green Bay Packers (1934-47) ...	14

ALL-TIME REGULAR SEASON WINNING %

Green Bay Packers	0.573
DALLAS COWBOYS	0.572
New England Patriots	0.563
Chicago Bears	0.562
Baltimore Ravens	0.560
Miami Dolphins	0.553
Minnesota Vikings	0.544

44 SEASONS OF 500-OR-BETTER	34 POSTSEASON APPEARANCES	25 DIVISION TITLES	16 NFL/NFC CHAMPIONSHIP GAME FINALIST	8 NFC CHAMPIONSHIPS	5 SUPER BOWL CHAMPIONSHIPS
1965 1982 2009	1966 1991	1966 1992	1966 1975 1992	1970 1992	1971 1992
1966 1983 2011	1967 1992	1967 1993	1967 1977 1993	1971 1993	1977 1993
1967 1984 2012	1968 1993	1968 1994	1970 1978 1994	1975 1995	1995
1968 1985 2013	1969 1994	1969 1995	1971 1980 1995	1977	
1969 1991 2014	1970 1995	1970 1996	1972 1981	1978	
1970 1992 2016	1971 1996	1971 1998	1973 1982		
1971 1993 2017	1972 1998	1973 2007			
1972 1994 2018	1973 1999	1976 2009			
1973 1995 2019	1975 2003	1977 2014			
1974 1996 2021	1976 2006	1978 2016			
1975 1998	1977 2007	1979 2018			
1976 1999	1978 2009	1981 2021			
1977 2003	1979 2014	1985			
1978 2005	1980 2016				
1979 2006	1981 2018				
1980 2007	1982 2021				
1981 2008	1983				
	1985				



★ PRO BOWL COWBOYS ★

Since 2010 Dallas has selected 15 players that have gone on to make at least one Pro Bowl - tied for the most in the NFL over that span (Kansas City, 15; Minnesota, 14; Baltimore, 14). Since 1989 Dallas has sent 56 different players to the Pro Bowl, and of those, Dallas drafted 39. Additionally, Cowboys draft picks have been selected to 83 Pro Bowls since 2002 (27 different players), which is 13 more than any other team over that span (Kansas City, 70):

COWBOYS PRO BOWL DRAFT PICKS SINCE 2002 (BY YEAR DRAFTED)

2002: Roy Williams (5)
 2002: Andre Gurode (5)
 2003: Terence Newman (2)
 2003: Jason Witten (11)
 2005: DeMarcus Ware (9 - 7 with Dallas)
 2005: Marion Barber (1)
 2005: Jay Ratliff (4)
 2006: Jason Hatcher (1)
 2007: Anthony Spencer (1)
 2007: Nick Folk (1)
 2008: Mike Jenkins (1)
 2008: Martellus Bennett (1 - with Chicago)
 2010: Sean Lee (2)
 2010: Dez Bryant (3)



2011: Tyron Smith (8)
 2011: DeMarco Murray (3 - 2 with Dallas)
 2011: Dwayne Harris (1 - with N.Y. Giants)
 2013: Travis Frederick (5)
 2014: Zack Martin (67)
 2014: DeMarcus Lawrence (2)
 2015: Byron Jones (1)
 2016: Dak Prescott (2)
 2016: Ezekiel Elliott (3)
 2016: Jaylon Smith (1)
 2018: Leighton Vander Esch (1)
 2020: Trevon Diggs (1)
 2021: Micah Parsons (1)



21

Since the start of 2016, Dak Prescott is responsible for 21 total touchdowns (18 passing, three rushing) when the game is within seven points in the fourth quarter or overtime, 10th in the NFL over that span.

★ QBs MULTIPLE TOUCHDOWNS ★

Dak Prescott had seven multi-passing touchdown games in 2016, tied for fourth by a rookie in NFL history. He had six multi-touchdown games in 2018, nine in 2019, two in 2020 and 11 in 2021. His 44 total games rank fifth in team history:

Multiple Passing Touchdown Games - Dallas Cowboys		Games	
Player	Games	Player	Games
Tony Romo.....	79	Dak Prescott.....	44
Roger Staubach.....	48	Troy Aikman.....	43
Danny White.....	44	Don Meredith.....	41

Prescott also notched four games with three-plus touchdown passes in 2016 - tying the most by a rookie quarterback in NFL history. It was also eighth in the NFL in 2016 by any quarterback.

After four more in 2017, two in 2018, six in 2019, two in 2020 and eight in 2021, he has 26 in total - second on the team's all-time three-touchdown games list:

Three Passing Touchdown Games - Dallas Cowboys		Games	
Player	Games	Player	Games
Tony Romo.....	40	Roger Staubach.....	17
Dak Prescott.....	26	Don Meredith.....	14
Danny White.....	20	Troy Aikman.....	10

Prescott's eight games with three touchdown passes in 2021 are the most games by a Cowboys quarterback in a season in team history, and **his 11 games with multiple touchdown passes in 2021 are tied for the second-most in a season in team history, behind Tony Romo's 12 games in 2007.**

Prescott's 2021 season set a new standard in Cowboys lore, as those historic multi-touchdown games led to 37 touchdowns through the air, **establishing a franchise record for the most touchdown passes in a single season:**

Most Touchdown Passes by a Cowboys QB, Single-Season

Player	Season	TDs	INTs	TD/INT
Dak Prescott.....	2021	37	10	3.70
Tony Romo.....	2007	36	19	1.89
Tony Romo.....	2014	34	9	3.77
Tony Romo.....	2011	31	10	3.10
Tony Romo.....	2013	31	10	3.10

★ RAYNEING TOUCHDOWNS... ★

Rayne Dakota Prescott is responsible for 169 combined rushing, passing and receiving touchdowns through his first 85 NFL games, which ranks fifth in NFL history at the quarterback position:

Combined Touchdowns in a QBs First 85 Career Games

Player	TDs	Player	TDs
Dan Marino.....	195	Brett Favre.....	165
Aaron Rodgers.....	189	Patrick Mahomes.....	159
Andrew Luck.....	182	Johnny Unitas.....	159
Cam Newton.....	172	Peyton Manning.....	158
Dak Prescott.....	169	Kirk Cousins.....	157
Daunte Culpepper.....	167	Matt Stafford.....	155

★ FOURTH QUARTER WINS ★

Since taking over as the Dallas Cowboys starting quarterback in 2016, Dak Prescott has engineered his share of fourth quarter wins for the club. Included in his 51 regular season wins as a starter are 17 occasions in which he led the team to victory when the club was tied or trailing in the fourth quarter or overtime. Prescott's 17 wins are the second-most by a Dallas signal caller:

4th Quarter/OT Wins - Cowboys

Quarterback	Wins	Quarterback	Wins
Tony Romo.....	24	Roger Staubach.....	13
Dak Prescott.....	17	Danny White.....	11
Troy Aikman.....	15		

Below is a look at each of Prescott's 17 games in which the game was tied or the team trailed in the fourth quarter to pull out the win and his 4th quarter/OT stats:

Date	Opp	Score	Time	Left	Att	Com	Yds	TD	Int	Final Score
9/18/16	@Was	20-23	15:00	7	6	66	0	0	0	27-23
10/30/16	PHI*	13-23	7:48	20	11	135	2	0	0	29-23
11/13/16	@Pit	29-30	0:42	11	10	83	0	0	0	35-30
12/1/16	@Min	7-9	14:11	4	2	26	1	0	0	17-15
12/18/16	TB	17-20	15:00	6	6	41	0	0	0	26-20
9/25/17	@Ari	14-14	14:45	3	3	94	1	0	0	28-17
12/10/17	@NYG	10-10	9:29	6	4	158	2	0	0	30-10
12/17/17	@Oak	17-17	6:30	6	5	82	0	0	0	20-17
12/31/17	@Phi	0-0	12:19	9	6	75	1	0	0	6-0
9/30/18	DET	23-24	2:17	11	7	99	0	0	0	26-24
11/11/18	@Phi	20-20	7:27	8	7	88	1	0	0	27-20
11/18/18	@Atl	19-19	1:52	6	4	45	0	0	0	22-19
12/9/18	PHI*	23-23	1:39	12	11	94	1	0	0	29-23
12/30/18	@NYG	28-32	3:21	10	5	78	1	0	0	36-35
9/20/20	Atl	24-36	15:00	21	13	182	1	0	0	40-39
9/19/21	@LAC	17-17	3:54	8	7	47	0	0	0	20-17
10/17/21	@NE*	29-29	7:53	5	5	71	1	0	0	35-29

*italics indicate overtime and are reflected in the stats totals

Amongst all NFL quarterbacks, Prescott is tied for the sixth-most game-winning drives from 2016-21:

Game-Winning Drives - NFL (2016-21)

Player	Drives	Player	Drives
Derek Carr.....	24	Drew Brees.....	18
Matthew Stafford.....	22	Dak Prescott.....	17
Ben Roethlisberger.....	19	Russell Wilson.....	17
Ryan Tannehill.....	19	Kirk Cousins.....	15

*Game Winning Drive = Fourth quarter drive that puts team ahead for the final time

*4th Quarter Comeback = Offense overcomes a deficit to win the game

Since 2016, Prescott is responsible for 21 total touchdowns (18 passing, three rushing) when the game is within seven points in the fourth quarter or overtime, 11th in the NFL over that span:

4th Qtr & OT TDs, +/- 7 Points - NFL, 2016-21

Player	Total TDs	Player	Total TDs
Russell Wilson.....	30	Matt Stafford.....	24
Derek Carr.....	29	Drew Brees.....	23
Matt Ryan.....	27	Ryan Tannehill.....	23
Aaron Rodgers.....	26	Tom Brady.....	23
Ben Roethlisberger.....	25	Dak Prescott.....	21
Kirk Cousins.....	24	Mahomes/Wentz.....	18

Additionally, Prescott is **20-for-21** on pass attempts in overtime in his career, which at 95.2% is the highest completion percentage in overtime of any quarterback since 1991 (min. 10 pass attempts).

★ DAK'S RECORD WHEN... ★

Since taking over as Dallas' starting quarterback in 2016, Dak Prescott has compiled a 53-32 regular season record in 85 career starts, and he is 1-2 in the postseason. Below is a look at Prescott's record under several different circumstances:

	Regular	Post
Playing at home:	29-14	1-1
Playing on the road:	24-18	0-1
Playing indoors:	26-13	1-1
Playing outdoors:	27-19	0-1
Playing against the NFC East:	25-6	
Playing against the NFC (non-NFC East): ..	18-14	1-2
Playing against the AFC:	10-12	
Playing on Thursday:	6-5	
Playing on Saturday:	1-0	1-1
Playing on Sunday:	41-26	0-1
Playing on Sunday night:	9-6	
Playing on Monday night:	4-1	
Playing on artificial turf:	39-24	1-1
Playing on natural grass:	14-8	0-1
Offense totals over 400 yards:	33-10	0-1
Throws for over 300 yards:	12-8	0-1
Throws for 200-299 yards:	33-15	1-1
Attempts more than 30 passes:	28-28	1-2
Throws only one touchdown:	15-6	1-1
Throws more than one touchdown:	31-13	0-1
Completes 65.0%-or-more of his passes: ..	37-12	1-2
Averages more than 7.0 yards-per-attempt: ..	42-10	0-2
Has more than one Big Play (25+) passing: ..	30-11	1-1
Throws no interceptions:	39-11	0-1
Throws one interception:	11-11	1-1
Throws more than one interception:	3-10	
Records at least 100.0 passer rating:	38-6	0-1
Commits no turnovers:	32-7	0-1
Against teams with winning record:	16-17	1-2
Against teams with .500 record:	12-8	
Against teams with losing record:	25-6	
Has at least one rush attempt:	49-26	1-2
Has five-or-more rush attempts:	19-6	1-0
Sacked one time-or-less:	28-10	1-1
Sacked more than once:	25-22	0-1
September:	12-8	
October:	12-7	
November:	13-10	
December:	15-5	
January:	1-2	1-2

Team-by-team				Team-by-team			
Team	W	L	Pct	Team	W	L	Pct
Arizona	1	1	.500	Miami	1	0	1.000
Atlanta	3	1	.750	Minnesota	1	1	.500
Baltimore	1	0	1.000	New England ...	1	1	.500
Buffalo	0	1	.000	New Orleans ...	2	1	.667
Carolina	1	1	.500	N.Y. Giants	9	2	.818
Chicago	1	1	.500	N.Y. Jets	0	1	.000
Cincinnati	1	0	1.000	Philadelphia	7	3	.700
Cleveland	1	1	.500	Pittsburgh	1	0	1.000
Denver	0	2	.000	San Francisco ..	2	0	1.000
Detroit	3	0	1.000	Seattle	0	3	.000
Green Bay	1	2	.333	Tampa Bay	2	1	.667
Houston	0	1	.000	Tennessee	0	1	.000
Indianapolis	0	1	.000	Washington	9	1	.900
Jacksonville	1	0	1.000				
Kansas City	1	1	.500				
LA Chargers	1	1	.500				
LA Rams	1	2	.333				
Las Vegas	1	1	.500				

Postseason

Green Bay	0	1	.000
L.A. Rams	0	1	.000
Seattle	1	0	1.000

★ DAK TO THE FUTURE ★

After his sixth pro season, Dak Prescott ranks third in completions (1,924), fourth in passing yards (22,083), fifth in attempts (2,889), wins (53) and passing touchdowns (143) and third in yards-per-attempt (7.64) in regular season team history:

Dallas Cowboys All-Time QB Chart

WINS AS STARTER

Troy Aikman	94
Roger Staubach	85
Tony Romo	78
Danny White	62
Dak Prescott	53

PASSING YARDS

Tony Romo	34,183
Troy Aikman	32,942
Roger Staubach	22,700
Dak Prescott	22,083
Danny White	21,959

ATTEMPTS

Troy Aikman	4,715
Tony Romo	4,335
Roger Staubach	2,958
Danny White	2,950
Dak Prescott	2,889

PASSING TOUCHDOWNS

Tony Romo	247
Troy Aikman	165
Danny White	155
Roger Staubach	153
Dak Prescott	143

COMPLETIONS

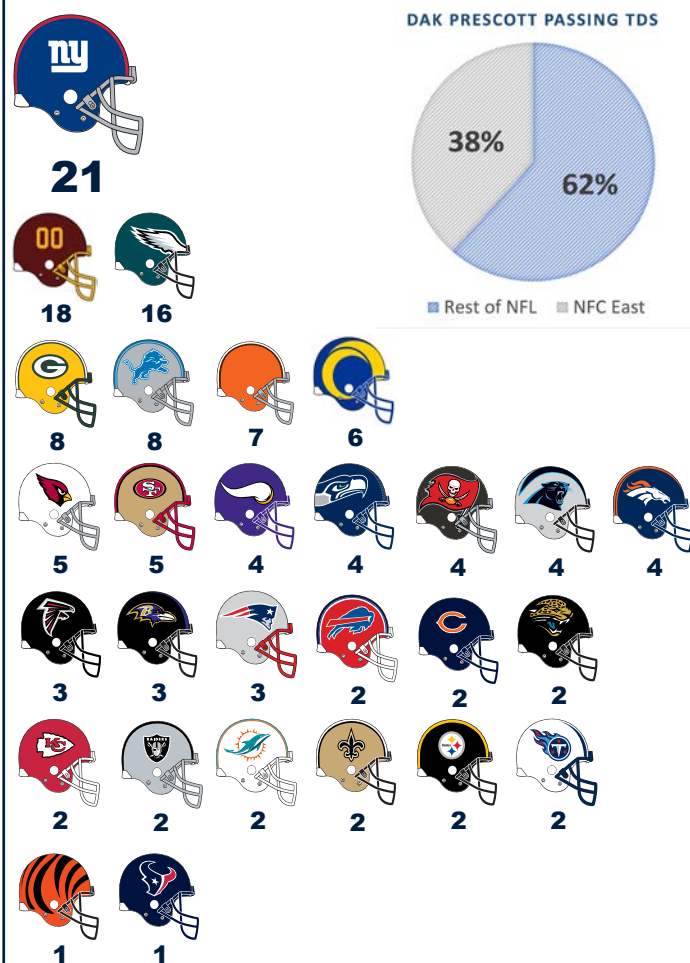
Troy Aikman	2,898
Tony Romo	2,829
Dak Prescott	1,924
Danny White	1,761
Roger Staubach	1,685

YARDS-PER-ATTEMPT

Tony Romo	7.89
Roger Staubach	7.67
Dak Prescott	7.64
Don Meredith	7.45
Danny White	7.44

★ PRESCOTT TDs BY TEAM ★

Dak Prescott has thrown a touchdown pass against 28 of the other 31 NFL teams in the regular season. Below is a team-by-team breakdown of his touchdowns through the air:



★ PRESCOTT TARGETS ★

Through six pro seasons, Dak Prescott has completed 1,924-of-2,889 passes for 22,083 yards with 143 touchdowns. Below is a breakdown of Prescott's targets by position and player:

Position Breakdown					
Comp.	Yds	TD	Comp.	Yds	TD
WR.....1,119	14,804	95	FB.....11	63	0
TE.....425	4,276	33	OL.....1	1	1
RB.....368	2,939	14			

Player Breakdown by Completions							
Player	Com	Yds	TD	Player	Com	Yds	TD
E. Elliott.....	256	2,056	11	D. Thompson....	14	124	0
A. Cooper.....	229	3,058	22	L. Dunbar.....	13	103	0
J. Witten.....	194	1,752	11	M. Turner.....	10	79	2
C. Beasley.....	174	1,774	12	A. Morris.....	9	53	0
M. Gallup.....	148	2,342	11	K. Smith.....	8	46	0
D. Bryant.....	119	1,634	14	B. Bell.....	5	71	0
D. Schultz.....	108	1,144	10	C. Clement.....	5	24	1
C. Lamb.....	100	1,402	8	D. Smith.....	5	113	1
T. Williams.....	97	1,162	3	R. Switzer.....	5	39	0
B. Jarwin.....	70	780	8	J. Hanna.....	4	88	1
C. Wilson.....	59	727	7	R. Gathers.....	3	45	0
R. Cobb.....	55	828	3	G. Escobar.....	3	23	1
T. Pollard.....	55	435	1	S. McKeon.....	3	24	1
G. Swaim.....	33	328	1	L. Whitehead....	2	40	0
N. Brown.....	30	322	0	J. Olawale.....	2	13	0
B. Butler.....	30	533	6	D. McFadden....	2	6	0
R. Smith.....	29	266	1	J. Sprinkle.....	2	21	0
T. Austin.....	21	317	3	V. Bryant.....	1	15	1
A. Hurns.....	20	295	2	T. Steele.....	1	1	1

Prescott has thrown 143 touchdown passes - fifth all-time in team history. Below is his individual touchdown totals:

Player	TDs	Player	TDs
Amari Cooper.....22		Terrance Williams.....3	
Dez Bryant.....14		Allen Hurns.....2	
Cole Beasley.....12		Malik Turner.....2	
Jason Witten.....11		Corey Clement.....1	
Ezekiel Elliott.....11		Gavin Escobar.....1	
Michael Gallup.....11		James Hanna.....1	
Dalton Schultz.....10		Rod Smith.....1	
Blake Jarwin.....8		Geoff Swaim.....1	
CeeDee Lamb.....8		Devin Smith.....1	
Cedrick Wilson.....7		Tony Pollard.....1	
Brice Butler.....6		Ventell Bryant.....1	
Tavon Austin.....3		Sean McKeon.....1	
Randall Cobb.....3		Terence Steele.....1	

**italics indicate current players*

★ TOUCHDOWN BREAKDOWN ★

Dak Prescott has thrown 143 touchdown passes. Below is a look at Prescott's touchdown totals by quarter, down and distance:

Quarter	Down	Distance
1st Quarter ... 26	1st Down 42	0-9 Yards.....50
2nd Quarter ... 49	2nd Down 59	10-19 Yards....35
3rd Quarter ... 26	3rd Down 39	20-29 Yards....27
4th Quarter ... 39	4th Down 3	30-39 Yards....9
OT 3		40-49 Yards....11
		50+ Yards.....11

★ FOUR STAR RATING ★

Dak Prescott reached 1,500 pass attempts in the first week of 2019, qualifying him for the all-time NFL passing record books. Prescott ranks fifth in NFL annals in QB Rating, edging out Tony Romo as the highest-rated passer in Cowboys history:

All-Time NFL Quarterback Rating

Player	Att	Cmp	Pct	Yds	TD	Int	Ratio	Rate
Patrick Mahomes.....2,345	1,550	66.1	18,991	151	37	4.08	105.8	
Deshawn Watson.....1,748	1,186	67.8	14,539	104	36	2.89	104.5	
Aaron Rodgers.....7,118	4,651	65.3	55,360	449	93	4.83	104.5	
Russell Wilson.....4,735	3,079	65.0	37,059	292	87	3.36	101.8	
Dak Prescott.....2,889	1,924	66.6	22,083	143	50	2.86	98.7	
Drew Brees.....10,551	7,142	67.7	80,358	571	243	2.35	98.7	
Kirk Cousins.....4,223	2,825	66.9	32,593	223	91	2.45	98.6	
Tom Brady.....11,317	7,263	64.2	84,520	624	203	3.07	97.6	
Tony Romo.....4,335	2,289	65.3	34,183	248	117	2.12	97.1	
Steve Young.....4,149	2,667	64.3	33,124	232	107	2.17	96.8	

★ QB RATINGS AT 100.0 ★

Dak Prescott established the most games with a 100.0 passer rating by a quarterback in a season in team history with 11 in 2016:

Single-Season 100.0 QB Rating Games

Player	Games	Season
Dak Prescott*.....11	2016	
Tony Romo.....10	2007	
Tony Romo.....10	2014	

**denotes rookie*

Prescott had 10 games with a 100.0 rating in 2021, and his 44 games with at least a 100.0 rating are tied for second in team history:

Career 100.0 QB Rating Games

Player	Games	Player	Games
Tony Romo.....67		Roger Staubach.....37	
Troy Aikman.....44		Danny White.....33	
Dak Prescott.....44		Craig Morton.....24	

Prescott's 44 games with at least a 100.0 rating from 2016-21 trail only Russell Wilson (2012-17) for the most games by a quarterback in his first six seasons in NFL history:

100.0 QB Rating Games - First Six Seasons

Player	Games	Seasons
Russell Wilson.....46	2012-17	
Dak Prescott.....44	2016-21	
Patrick Mahomes.....37	2018-21	
Ben Roethlisberger.....37	2004-09	
Andy Dalton.....36	2011-16	
Matt Ryan.....36	2008-13	

He continues to add to his resume, and through his first 85 starts, Prescott sits at 44 games with a 100.0 rating, tied for second through 85 starts in NFL history:

Player	GS	100.0 Rtg Games	W/L	Win%
Aaron Rodgers.....85	51	42-9	.824	
Dak Prescott.....85	44	38-6	.864	
Tony Romo.....85	44	34-10	.773	
Kirk Cousins.....85	41	30-10-1	.744	
Philip Rivers.....85	41	33-8	.805	
Russell Wilson.....85	40	35-5	.875	
Steve Young.....85	40	33-7	.825	

Since 2016, Prescott has recorded 27 games with a 100.0 passer rating at AT&T Stadium - the most by any quarterback in his home venue during that span:

Player	100.0 Rtg Games	W/L	Win%
Dak Prescott.....27	22-5	.815	
Drew Brees.....26	21-5	.808	
Russell Wilson.....26	20-6	.769	
Tom Brady.....25	24-1	.960	
Aaron Rodgers.....25	24-1	.960	

Prescott recorded a passer rating of 100.0-or-better in 10-of-16 games played in 2021, which tied with two others for the second-most 100.0-rating games in the league:

2021 Games with 100.0 QB Rating

Player	100.0 Gms	Player	100.0 Gms
Aaron Rodgers.....11		Josh Allen.....8	
Tom Brady.....10		Jimmy Garoppolo.....8	
Joe Burrow.....10		Justin Herbert.....8	
Dak Prescott.....10		Patrick Mahomes.....8	
Kirk Cousins.....9		Kyler Murray.....8	
Matt Stafford.....9		Carson Wentz.....8	
Russell Wilson.....9		Two players.....7	

Prescott also led the league with eight games of a 100.0 passer rating and three-plus touchdown tosses:

2021 Games with 100.0 QB Rating, Three Touchdowns

Player	100.0 Gms	Player	100.0 Gms
Dak Prescott.....8		Justin Herbert.....6	
Tom Brady.....7		Patrick Mahomes.....6	
Matt Stafford.....7		Aaron Rodgers.....6	
Joe Burrow.....6		J. Allen/K. Cousins.....5	

Prescott's **eight games with a 100.0 rating and three-or-more passing touchdowns in 2021** moved him past Tony Romo (seven in 2014) for the most three passing touchdown games in a season in Cowboys history.

★ BIG FACE HUNDREDS ★

Dak Prescott's eight games with a 100.0 passer rating and three passing scores led the NFL in 2021 and are the most in a season in team history.

Prescott became the seventh quarterback (11th instance) in NFL history to record eight games with a 100.0 rating and three passing touchdowns in a single season:

Most Games of 100.0 Rating, 3 TDs in NFL History

Player	100.0/3 TD Games
Aaron Rodgers, 2020.....	12
Tom Brady, 2007.....	10
Patrick Mahomes, 2018.....	10
Aaron Rodgers, 2011.....	10
Peyton Manning, 2004.....	9
Peyton Manning, 2013.....	9
Drew Brees, 2012.....	8
Peyton Manning, 2014.....	8
Peyton Manning, 2012.....	8
Dak Prescott, 2021.....	8
Y.A. Tittle, 1963.....	8

★ QB WINS ★

Following his sixth season as the starting quarterback of the Dallas Cowboys, Dak Prescott has proven to be a winner, as his 53 victories rank fifth in team history. His 13 wins in 2016 were the most by a rookie quarterback in NFL history, and he followed that up with a 9-7 record in 2017, a 10-6 mark in 2018, an 8-8 record in 2019, 2-3 in 2020 and 11-5 in 2021.

Overall, Prescott's 53 wins rank fourth from 2016-21:

Wins by Starting NFL QB - 2016-21

Player	Wins	Games	Win%
Tom Brady, NE/TB.....	71	93	.763
Aaron Rodgers, GB.....	59	87	.684
Russell Wilson, Sea.....	58	94	.622
Dak Prescott, Dal.....	53	85	.624
Ben Roethlisberger, Pit.....	52	78	.673
Patrick Mahomes.....	50	63	.794

Since 2016, Prescott has the second-most wins against his division, going 25-6 in games he has started against the NFC East:

Player	Wins	Player	Wins
Tom Brady, NE/TB.....	27	Aaron Rodgers, GB.....	22
Dak Prescott, Dal.....	25	Mahomes/Roethlisberger....	21

★ PASS, NO PICKS ★

Dak Prescott recorded a streak of 291 consecutive passes without an interception, spanning the last five games of 2019 and the first three games of 2020. The streak is the longest in Cowboys history, and at the time, it was the 10th-longest in NFL history.

Prescott set the Cowboys record for consecutive passes without a pick in Week 1, 2020 at the LA Rams - breaking Troy Aikman's 20-year record of 216 consecutive throws from the 1999 season - and continued to Week 3, 2020 at Seattle.

Dallas Cowboys Consecutive Passes With No INT

Player	Season	Consec. Passes	No. Of Games
Dak Prescott.....	2019-20	291	8
Troy Aikman.....	1999	216	8
Troy Aikman.....	1995	184	7

Prescott finished the 2021 regular season on a streak of 142 consecutive passes without a pick, the fifth-longest streak of his career:

Dak Prescott Streaks of Consecutive Passes With No INT

Player	Season	Consec. Passes	No. Of Games
Dak Prescott.....	2019-20	291	8
Dak Prescott.....	2016	176	6
Dak Prescott.....	2016	171	7
Dak Prescott.....	2018	151	5
Dak Prescott.....	2021*	142	5

*active streak

★ TIGHT WINDOW THROWS ★

Dak Prescott ranked fifth in the NFL in 2021 with 92 tight window throws (throws with less than one yard of separation from nearest defender) and completed 34.8% of those passes. The NFL average for tight window completion percentage over the last five seasons is 34.0%. Below are Prescott's tight window throws by season.

Season	Tight Wndw Throws	Tight Wndw Comp	Tight Wndw Comp%
2021.....	92	32	34.8%
2020.....	34	12	35.3%
2019.....	106	42	39.6%
2018.....	92	36	39.1%
2017.....	93	41	44.1%
2016.....	96	41	42.7%

★ TOUCHDOWN-TO-INTERCEPTION RATIO ★

Dak Prescott has shown prolific decision making in his career, throwing only 50 interceptions against 143 touchdown passes. Prescott also knows when to tuck the ball and attack with his legs, scoring an additional 25 touchdowns on the ground in his five-plus NFL seasons. Among all qualifying quarterbacks (1,500 pass attempts), Prescott ranks sixth all-time with a 2.86 touchdown/interception ratio:

HIGHEST TD/INT RATIO IN NFL HISTORY



★ AERIAL ACCOLADES ★

Dak Prescott led the league with 25 completions of 20-plus yards in 2020 before his season-ending injury in Week 5. In 2021 he tied for seventh with 55 long completions, but he tied for third with 11 20-plus yard touchdowns:

2021 20+ Yard Touchdown Pass Leaders

Player	Team	Com	20+ Com	TD	20+ TD	20+ TD%
Joe Burrow.....	Cin	366	60	34	18	52.9%
Tom Brady.....	TB	485	75	43	13	30.2%
Kirk Cousins.....	Min	372	60	33	11	33.3%
Patrick Mahomes.....	KC	436	58	37	11	29.7%
Dak Prescott.....	Dal	410	55	37	11	29.7%

Prescott's long touchdowns didn't just come from catch-and-run opportunities, as he tied for sixth in touchdown completions of 21-plus air yards in 2021:

2021 Touchdowns on Deep Throws of 21+ Air Yds

Player	Att	TDs	Player	Att	TDs
J. Burrow.....	66	13	P. Mahomes.....	63	7
R. Wilson.....	70	9	K. Murray.....	60	7
K. Cousins.....	64	8	D. Prescott.....	59	7
T. Heinicke.....	53	8	M. Stafford.....	55	7
J. Herbert.....	57	8	C. Wentz.....	51	7
D. Carr.....	70	7	Two players.....	--	6

★ FIRST DOWNS FOR 4 ★

Dak Prescott completed 410-of-596 passes in 2021, and he ranked sixth in the NFL in 2021 with 227 passing first downs. His first down rate of 38.1% (227-of-596) ranked seventh in 2021, and since 1991 when the stat began to be tracked, it ranks 10th in a single season in Cowboys history:

Single-Season Passing First Down Rate - Dallas Cowboys

Player	Season	Com	Att	Yards	1st	1st%
Tony Romo.....	2014	304	435	3,705	189	43.4%
Tony Romo.....	2006	220	337	2,903	143	42.4%
Tony Romo.....	2007	335	520	4,211	215	41.3%
Troy Aikman.....	1991	237	363	2,754	148	40.8%
Troy Aikman.....	1995	280	432	3,304	173	40.0%
Dak Prescott.....	2016	311	459	3,667	182	39.7%
Tony Romo.....	2011	346	522	4,184	203	38.9%
Troy Aikman.....	1993	271	392	3,100	152	38.8%
Dak Prescott.....	2019	365	563	4,599	216	38.4%
Dak Prescott.....	2021	410	596	4,449	227	38.1%
Troy Aikman.....	1992	302	473	3,445	176	37.2%

★ MOVE THE CHAINS ★

Dak Prescott threw 29 first downs against Cleveland (10/4/20), the most in a single game in Cowboys history and the most by any NFL quarterback in a single game since at least 1994, when the data became available:

Player	Opp, Date	1stD
Dak Prescott.....	vs. Cle, 10/4/20	29
Billy Volek.....	vs. Oak, 12/19/04	28
Matt Stafford.....	vs. GB, 1/1/12	27
Jared Goff.....	vs. TB, 9/29/19	27

Prescott then threw for 25 first downs at New England (10/17/21), which is the second-highest total in franchise history:

Player	Opp, Date	1stD
Dak Prescott.....	vs. Cle, 10/4/20	29
Dak Prescott.....	at NE, 10/17/21	25
Dak Prescott.....	vs. Phi, 12/9/18	23
Tony Romo.....	at NYG, 12/6/09	23

Prescott had 227 passing first downs on 596 pass attempts in 2021 - sixth in the league - and his first down percentage of 38.1% ranked seventh:

Highest Passing First Down Pct in 2021 - NFL

Player	Att	1stD%	Player	Att	1stD%
A. Rodgers.....	531	40.1%	J. Herbert.....	672	38.1%
P. Mahomes.....	658	39.5%	D. Prescott.....	596	38.1%
J. Garoppolo.....	441	39.0%	T. Brady.....	719	37.4%
J. Burrow.....	520	38.8%	J. Allen.....	646	36.2%
M. Stafford.....	601	38.8%	R. Tannehill.....	531	36.2%

★ RAYNE MAN ★

Dak Prescott has proven to be a threat with his feet during his career, becoming the fourth Cowboys quarterback to surpass 1,000 career rushing yards (1,460). Prescott did it in 50 games, tying Roger Staubach for the fewest games to the mark.

Overall, Prescott ranks first in rushing scores (25), second in rushing yards (1,460) and third in carries (307) among Cowboys quarterbacks all-time:

All-Time Dallas Cowboys QB Rushing Yard Leaders

Player	Att	Yards	Avg	Long	TD
Roger Staubach.....	410	2,264	5.5	33	20
Dak Prescott.....	307	1,460	4.8	42	25
Don Meredith.....	242	1,216	5.0	28	15
Troy Aikman.....	327	1,016	3.1	25	9

Prescott has notched 25 rushing scores since his rookie season, third by any NFL quarterback from 2016-21:

QB Rush TDs - 2016-21

Player	Rush TDs
Cam Newton, Car/NE.....	32
Josh Allen, Buf.....	31
Dak Prescott, Dal.....	25
Lamar Jackson, Bal.....	21

Prescott's 25 rushing touchdowns rank fifth in NFL history through the first 85 games of a quarterback's career, post merger:

QB Rush TDs - First 85 Games

Player	Rush TDs
Cam Newton, Car.....	46
Josh Allen, Buf.....	31
Daunte Culpepper, Min.....	30
Steve McNair, Ten.....	26
Dak Prescott, Dal.....	25

Prescott has set various rushing records by a Cowboys QB:

Dak Prescott QB Rushing Records

Team Record Set	Total	Year
Rush Yards by a QB, Single Season.....	357	2017
Rush TDs by a QB, Single Season.....	6	2016, 18
Rush TDs by a QB, Career.....	25	2016-21
Rush Atts by a QB, Single Season.....	75	2018
Rush Atts by a Rookie QB, Single Season.....	57	2016
Longest Rush by a QB.....	42	2019
Rush TDs, Single Game.....	3	2020
Rush Attempts, Single Game.....	11	2018

★ I JUST FELT LIKE RUNNING ★

Dak Prescott has 143 touchdown passes and 25 rushing touchdowns since entering the NFL in 2016, joining Daunte Culpepper and Cam Newton as the only players with at least 125 touchdown passes and 25 rushing touchdowns in their first six seasons in league history.

Additionally, Prescott has 17 career games with at least one passing score and one rushing score, the fourth-most such games by a quarterback in his first six seasons in NFL annals:

Games with a Pass TD and Rush TD in First Six NFL Seasons

Player	Seasons	Games
Cam Newton.....	2011-16	35
Daunte Culpepper.....	1999-04	20
Josh Allen.....	2018-21	20
Dak Prescott.....	2016-21	17

★ BOMBS AWAY ★

Since he entered the league in 2016, Prescott has thrown 11 touchdown passes of more than 50 yards, trailing only nine other quarterbacks over the last six seasons:

Touchdown Passes of 50+ Yards Since 2016

Player	TDs	Player	TDs
Kirk Cousins, Was/Min.....	15	Philip Rivers, LAC.....	12
Tom Brady, TB.....	14	Matt Stafford, Det/LAR.....	12
Russell Wilson, Sea.....	14	Carson Wentz, Phi/Ind.....	12
Patrick Mahomes, KC.....	13	Dak Prescott, Dal.....	11
Ryan Tannehill, Mia/Ten.....	13	Aaron Rodgers, GB.....	11
Derek Carr, LV.....	12	Ben Roethlisberger, Pit.....	11

★ MOVING UP THE CHARTS ★

Dak Prescott has 20 games with at least 300 yards through the air - second in Cowboys history:

Player	Games
Tony Romo	46
Dak Prescott	20
Troy Aikman	13
Danny White	10
Don Meredith	7

His 20 games from 2016-21 are the second-most through a player's first six seasons in Cowboys history (Romo's 24 rank first).

★ QUICK DRAW DAK ★

Dak Prescott recorded an average time to throw of 2.67 seconds on his pass attempts in 2021 - per PFF, which ranked 13th:

Player	Avg Release	Player	Avg Release
B. Roethlisberger	2.26	A. Rodgers	2.59
T. Brady	2.34	M. Jones	2.60
J. Garoppolo	2.53	J. Burrow	2.63
T. Tagovailoa	2.53	M. Stafford	2.66
R. Tannehill	2.56	J. Goff	2.66
D. Mills	2.57	D. Prescott	2.67
K. Cousins	2.59	M. Ryan	2.69

As his career has progressed, Prescott has gotten rid of the ball faster, as seen by his average time to throw (ATT) by year:

Year	ATT	Year	ATT
2021	2.67	2018	2.86
2020	2.59	2017	2.80
2019	2.81	2016	2.88

★ PRESSURE IS PRIVILEGE ★

Dak Prescott attempted 167 passes in the face of increased pressure brought by the blitz in 2021 - and threw 21 touchdowns, most in the league:

Most Touchdown Passes Against the Blitz - 2021 Season

Player	Att	Com	Yds	TD	Rating
Dak Prescott	167	101	1,135	21	110.4
Tom Brady	169	111	1,401	17	107.6
Matthew Stafford	130	92	1,117	14	129.6
Joe Burrow	111	76	1,112	11	118.9
Kirk Cousins	149	94	1,211	11	113.1
Aaron Rodgers	139	88	989	11	107.9

★ ANY/A GIVEN SUNDAY ★

Dak Prescott also ranked seventh in terms of adjusted net yards-per-attempt (ANY/A)*, which is a metric that weighs sacks, places a heavier penalty on interceptions and has a strong correlation with points scored by the offense.

2021 Quarterback ANY/A - NFL

Player	Att	Com	Yards	TD	INT	Sks	ANY/A
A. Rodgers	531	366	4,115	37	4	30	8.00
J. Burrow	520	366	4,611	34	14	51	7.51
M. Stafford	601	404	4,886	41	17	30	7.45
K. Cousins	561	372	4,221	33	7	28	7.42
T. Brady	719	485	5,316	43	12	22	7.41
J. Garoppolo	441	301	3,810	20	12	29	7.38
D. Prescott	596	410	4,449	37	10	30	7.38
R. Wilson	400	259	3,113	25	6	33	7.11
P. Mahomes	658	436	4,839	37	13	28	7.07
J. Herbert	672	443	5,014	38	15	31	6.95

ANY/A Formula: ((pass yards + 20(pass TD)) - (45*(interceptions thrown) - sack yards))/(passing attempts + sacks)

46%

Dak Prescott threw for 4,449 yards this season, with 2,027 (45.6%) of those yards coming from yards after the catch by his receivers - the eighth-most YAC for a quarterback on his completions in 2021.

★ ZERO TO 400, REAL QUICK ★

Dak Prescott surpassed 400 yards through the air three times each in 2019 and 2020 - tied with Tony Romo (2012) for the most 400-yard games in a single season in Cowboys history:

Player	Team	Season	Games w/ 400 Yds
Tony Romo	Dal	2013	Three
Dak Prescott	Dal	2019	Three
Dak Prescott	Dal	2020	Three

Prescott's three games with 400 yards are also the second-most in a single season in NFL history behind only Dan Marino, Peyton Manning and Ryan Fitzpatrick - all with four:

Player	Team	Season	Games w/ 400 Yds
Dan Marino	Mia	1984	Four
Peyton Manning	Den	2013	Four
Ryan Fitzpatrick	TB	2018	Four
Tom Brady	TB	2021	Three
Joe Burrow	Cin	2021	Three
Dak Prescott	Dal	2019	Three
Dak Prescott	Dal	2020	Three
Eli Manning	NYG	2011	Three
Dan Marino	Mia	1986	Three
Philip Rivers	SD	2013	Three
Aaron Rodgers	GB	2018	Three
Tony Romo	Dal	2013	Three

Prescott has nine career 400-yard games after adding two 400-yard performances in 2021, the most by any passer since 2016:

Player	400-Yd Games
Dak Prescott	9
Patrick Mahomes	7
Tom Brady	6
Kirk Cousins	5
Ryan Fitzpatrick	5
Aaron Rodgers	5

Prescott's nine 400-yard games are also **tied for the most by any passer** in the first six seasons of a career:

Player	Seasons	400-Yd Games
Dan Marino	1984-88	9
Dak Prescott	2016-21	9
Patrick Mahomes	2018-21	7
Matt Stafford	2009-13	6

Prescott owns the Cowboys record for the most 400-yard games in a career:

Player	400-Yd Games	W/L	Win%
Dak Prescott	9	5-4	.556
Tony Romo	5	0-5	.000
Don Meredith	2	1-1	.500
Troy Aikman	1	0-1	.000
Kellen Moore	1	0-1	.000

Dak Prescott Career 400-Yard Games

Opp, Date	Att	Com	Yards	W/L
vs. Cle, 10/4/20	58	41	502	L
at Sea, 9/27/20	57	37	472	L
vs. GB, 10/6/19	44	27	463	L
vs. Phi, 12/9/18	54	42	455	W
vs. Atl, 9/20/20	47	34	450	W
at NE, 10/17/21	51	31	445	W
at Det, 11/17/19	46	29	444	W
vs. NYG, 9/8/19	32	25	405	W
at TB, 9/9/21	58	42	403	L

Prescott is the only quarterback in Cowboys history to pass for 400 yards in consecutive games, and his three-game streak is tied with Ryan Fitzpatrick (2018) for the longest streak in NFL history.

Prescott set an NFL record by passing for at least 450 yards in three straight games (vs. Atl, 9/20/20 - vs. Cle, 10/4/20), surpassing Jameis Winston (two game streak in 2019):

Player	Season	Games	Yards	TD	W/L
Dak Prescott	2020	3	1,424	8	1-2
Jameis Winston	2019	2	914	8	2-0

Prescott's 1,424 yards over the three-game stretch (vs. Atl, 9/20/20 - vs. Cle, 10/4/20) are the most by any NFL quarterback over a three-game stretch in league history.

★ COMPLETE CONTROL ★

Dak Prescott completed 410 passes in 2021 - fifth in the NFL and recorded the fourth-best completion rate at 68.8%:

Highest Completion Percentage Among QBs in 2021

Player	Comp%	Player	Comp%
Joe Burrow.....	70.4%	Jimmy Garoppolo.....	68.3%
Kyler Murray	69.2%	Tua Tagovailoa.....	67.8%
Aaron Rodgers.....	68.9%	Mac Jones	67.6%
Dak Prescott.....	68.8%	Tom Brady.....	67.5%
Derek Carr	68.4%	Ryan Tannehill	67.2%

Prescott was extremely accurate, but not at the detriment of pushing the ball down field, passing for 4,449 yards and 7.46 yards-per-attempt on the year. **His completion percentage ranks third in single-season team history:**

Highest Single-Season Comp.%, Cowboys History

Player	Season	Comp	Attempts	Comp%
Tony Romo	2014	304	435	69.9%
Troy Aikman.....	1993	271	392	69.1%
Dak Prescott.....	2021	410	596	68.8%
Dak Prescott.....	2016	311	459	67.8%
Dak Prescott.....	2018	356	526	67.7%

Drew Brees holds the NFL record for completion percentage in a season, 74.4% in 2018.

★ YOU COMPLETE ME ★

Dak Prescott completed 23-of-27 passes in Week 2 at the Chargers (9/19), registering a completion percentage of 85.2% that ranked second in the league in 2021 (Baker Mayfield, 90.5% vs. Hou) and fourth in his career in a single game.

Prescott Career Games with 85.0% Completion Percentage

Opp, Date	Att	Comp	Yards	Pct	TD	INT
vs. TB, 12/18/16	36	32	279	88.9%	0	0
at Was, 9/15/19	30	26	269	86.7%	3	1
vs. NO, 11/29/18	28	24	249	85.7%	1	0
at LAC, 9/19/21	27	23	237	85.2%	0	1

Since he entered the league in 2016, Prescott's four games with a completion percentage over 85.0% are tied for the most by any quarterback:

Games with 85.0% Completion Percentage, NFL Since 2016

Player	Games	W/L
Dak Prescott.....	4	4-0
Derek Carr	4	3-1
Drew Brees	3	3-0
Lamar Jackson	3	3-0

★ MULTIPLE TD MAESTRO ★

Dak Prescott threw three touchdown passes in four consecutive games, starting against Philadelphia (9/27) through the game at New England (10/17). **Prescott is the first player in Cowboys history to record four consecutive games with three-or-more touchdowns through the air.** It was the longest streak in the NFL in 2021 and was tied for the 11th-longest in league history:

Longest Streak of Games with Three TD Passes - NFL

Player	Gms	Player	Gms
Tom Brady (2007)	10	Peyton Manning (2012).....	5
Andrew Luck (2018)	8	Aaron Rodgers (2011).....	5
Peyton Manning (2004)	8	Steve Young (1998).....	5
Dan Marino (1986-87)	7	Bobby Layne (1951).....	5
Russell Wilson (2015).....	5	Dak Prescott (2021).....	4
Aaron Rodgers (2012-13).....	5	Many others tied.....	4

Prescott had a streak of six consecutive games with multiple touchdown passes that broke at Kansas City (11/21) - the longest streak of his career. The six-game clip is also tied for the third-longest in Cowboys history:

Longest Cowboys Streaks with Multiple TD Passes

Player	Gms	Player	Gms
Don Meredith (1965-66)	13	Tony Romo (2007).....	6
Tony Romo (2006-07)	7	Danny White (1983)	6
Dak Prescott (2021)	6	Seven instances.....	5

★ THIRD DOWN DARLING ★

Dak Prescott's ability to make the play that extends the drive on third down should not be overlooked, as he posted a first down on 63-of-145 third down attempts in 2021 - 10th-highest total in the league:

Most Passing First Downs on Third Downs in 2021

Player	Att	Comp	Yards	1stD	1stD Pct
Justin Herbert	169	105	1,357	79	46.7%
Patrick Mahomes.....	147	97	1,259	75	51.0%
Matt Stafford	141	91	1,379	74	52.5%
Tom Brady	163	100	1,196	73	44.8%
Ben Roethlisberger..	181	117	1,167	70	38.7%
Josh Allen	155	86	1,008	69	44.5%
Matt Ryan	155	101	1,117	67	43.2%
Kirk Cousins	164	101	1,270	66	40.2%
Ryan Tannehill.....	161	109	1,145	66	41.0%
Dak Prescott.....	145	90	1,068	63	43.4%

The Cowboys converted 43.4% (99-of-228) of their third down tries - 11th in the NFL. There has only been one Cowboys team to finish a season with a third down percentage above 50.0% in franchise history - the 1978 team that converted 50.2% of its third down attempts:

Highest Cowboys Third Down Conversion Percentage

Season	Att	Conv	Pct
1. 1978	235	118	50.2%
2. 1979	241	120	49.8%
3. 1980	243	120	49.4%
4. 2006	205	100	48.8%
5. 2014	201	95	47.3%
13. 2021	228	99	43.4%

Below is a breakdown of the Cowboys third down conversions by distance in 2021:

3rd & Short (<4 Yds)	3rd & Med (4-6 Yds)	3rd & Long (>6 Yds)	3rd & 10+
48-70 (68.6%)	34-563 (54.0%)	17-95 (17.9%)	6-50 (12.0%)
Rank: 5th	Rank: 3rd	Rank: 32nd	Rank: 29th

★ GUESS WHO'S DAK ★

Dak Prescott returned from his 2020 season-ending ankle injury with a renewed purpose and focus in 2021, and he finished third in the NFL in passer rating on his comeback tour:

2021 NFL Quarterback Rating

Player	Att	Cmp	Pct	Yds	TD	Int	Ratio	Rate
Aaron Rodgers ..	531	366	68.9	4,115	37	4	9.25	111.9
Joe Burrow	520	366	70.4	4,611	34	14	2.43	108.3
Dak Prescott.....	596	410	68.8	4,449	37	10	3.70	104.2
Kirk Cousins	561	372	66.3	4,221	33	7	4.71	103.1
Russell Wilson ...	400	259	64.8	3,113	25	6	4.16	103.1
Matt Stafford	601	404	67.2	4,886	41	17	2.41	102.9
Tom Brady	719	485	67.5	5,316	43	12	3.58	102.1
Kyler Murray	481	333	69.2	3,787	24	10	2.40	100.6
Jimmy Garoppolo ..	441	301	68.3	3,810	20	12	1.67	98.7
Patrick Mahomes ..	658	436	66.3	4,839	37	13	2.84	98.5

Prescott was a difference maker for his team in 2021, throwing 15 touchdowns to tie the game or take a lead - sixth among all passers:

2021 TD Passes to Tied Game/Take Lead

Player	TDs	Player	TDs
Kirk Cousins.....	20	Dak Prescott	15
Justin Herbert	19	Joe Burrow	14
Tom Brady	17	Aaron Rodgers	13
Patrick Mahomes	17	Taylor Heinicke	12
Matt Stafford	16	Wilson/Tagovailoa	12

445

Dak Prescott threw for 445 yards at New England (10/17) in Week 6 - the most passing yards ever allowed by a Bill Belichick-coached Patriots defense - a span of 21 years and 336 games.

★ PASSING DEPTH CHART ★

Below is a chart detailing Dak Prescott's attempts by distance for the 2021 season, per *Pro Football Focus*:



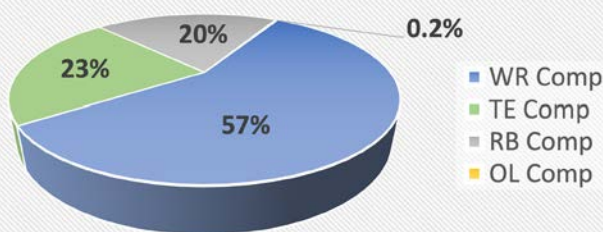
Outside Left	Between Numbers	Outside Right
11/22 323 2 TD, 0 INT 126.1 NFL	12/24 351 2 TD, 3 INT 84 NFL	9/27 288 4 TD, 1 INT 98.5 NFL
21/30 268 7 TD, 0 INT 137.2 NFL	28/56 459 2 TD, 5 INT 52.6 NFL	17/32 233 5 TD, 0 INT 116.3 NFL
52/69 439 4 TD, 1 INT 104.7 NFL	122/148 1107 7 TD, 0 INT 113.6 NFL	61/68 485 3 TD, 0 INT 111.1 NFL
31/36 186 0 TD, 0 INT 88.2 NFL	28/33 198 0 TD, 0 INT 91.7 NFL	18/20 112 1 TD, 0 INT 106.7 NFL

Statistics: COM/ATT
YDS (YAC)

★ PASS DISTRIBUTION ★

Dak Prescott completed 410 passes in 2021, with 234 to WRs, 92 to TEs, 83 to RBs and one to offensive linemen:

Dak Prescott 2021 Completions by Position



★ HOME SWEET HOME ★

Dak Prescott has a 29-14 record as the starting quarterback when he plays at home in the confines of AT&T Stadium:

Prescott Home Stadium Stats by Season

Season	W-L	Att	Comp	Yards	Pct	TD	INT
2016	7-1	248	172	1,976	69.4	11	1
2017	3-5	258	160	1,627	62.0	11	9
2018	7-1	248	179	1,995	72.2	14	3
2019	5-3	286	190	2,620	66.4	20	7
2020	2-1	126	89	1,118	70.6	5	2
2021	5-3	274	184	2,187	67.2	23	2
Totals	29-14	1,440	974	11,523	67.6	84	24

Prescott's 29 wins at home since the start of 2016 rank fourth in the league:

Player	Wins	Win%	Player	Wins	Win%
Tom Brady	36	.800	Dak Prescott	29	.674
Aaron Rodgers	36	.849	Kirk Cousins	28	.596
Russell Wilson	30	.652	B. Roethlisberger	28	.737

★ NFC OFFENSIVE POTW X5 ★

Dak Prescott earned NFC Offensive Player of the Week honors for his Week 6 performance in the comeback victory over New England (10/17/21). Prescott threw for 445 yards and three touchdowns - the most yards ever against a Bill Belichick Patriots defense - marking the fourth-consecutive three-touchdown day for Prescott. Included in his three touchdowns was the overtime game-winner to CeeDee Lamb, cementing Prescott's 17th career game-winning drive and Dallas' first win in Foxboro since 1986.

Prescott again was named NFC Offensive Player of the Week after he threw for 330 yards and four touchdowns in a home victory over Washington (12/26/21) - becoming the only quarterback to throw a touchdown pass to a wide receiver, tight end, running back and offensive lineman in a regular season NFL game.

He also earned NFC Offensive Player of the Week honors for his Week 1, 2019 performance against the N.Y. Giants (9/8/19), again in Week 12, 2019 after commanding a road victory over the Detroit Lions (11/17/19), and then Prescott carried the Cowboys to a comeback victory from a 20-point deficit at home against the Falcons (9/20/20) in Week 2 of the 2020 season.

Prescott joins Troy Aikman and Tony Romo as the only Cowboys quarterbacks to earn three player of the week awards:

Cowboys Career NFC Offensive Player of the Week Awards

Player	Position	POTW Awards
Emmitt Smith	RB	11
Troy Aikman	QB	9
Dak Prescott	QB	5
Tony Romo	QB	5
Michael Irvin	WR	4
Drew Bledsoe	QB	2
Amari Cooper	WR	2

★ WHAT A RUSH! ★

Cooper Rush became the 44th quarterback to start a game for the Cowboys when he took the reins for an injured Dak Prescott at Minnesota (10/31). Rush showed good command of the offense, leading Dallas to a comeback victory on the road while throwing for 325 yards and two touchdowns - the second-most yards in a first career start by a Cowboy, trailing only Gary Hogeboom's 343 yards at the LA Rams in 1984 (9/3):

Most Passing Yards By a Cowboy in First Career Start

Player	Yards	Opponent, Date
Gary Hogeboom	343	at LA Rams, 9/3/84
Cooper Rush	325	at Minnesota, 10/31/21
Steve Pelluer	271	at Denver, 10/5/86
Tony Romo	270	at Carolina, 10/29/06
Garrett Gilbert	243	vs. Pittsburgh, 11/8/20

The yardage total is also the sixth-most yards by a quarterback in his first start as a Cowboy:

Most Passing Yards in First Cowboys Start

Player	Yards	Opponent, Date
Jon Kitna	379	vs. Jacksonville, 10/31/10
Kyle Orton	358	vs. Philadelphia, 12/29/13
Vinny Testaverde	355	at Minnesota, 9/12/04
Eddie LeBaron	345	vs. Pittsburgh, 9/24/60
Gary Hogeboom	343	at LA Rams, 9/3/84
Cooper Rush	325	at Minnesota, 10/31/21

Rush became the first Cowboy to win his first career start at quarterback since Stephen McGee defeated the Eagles 14-13 in Philadelphia (1/2/11), leading Dallas on an eight-play, 75-yard drive with 2:51 left in the game that culminated in Rush's touchdown toss to Amari Cooper to give Dallas the go-ahead score and the win. Rush is just the fourth Cowboys passer to lead a game-winning drive in his first-career start:

Cowboys QBs To Lead a Game-Winning Drive in First-Career Start

Player	Opponent, Date
Gary Hogeboom	at LA Rams, 9/3/84
Tony Romo	at Carolina, 10/29/06
Stephen McGee	at Philadelphia, 1/2/11
Cooper Rush	at Minnesota, 10/31/21



11.8%

Ezekiel Elliott eats up yards in big portions when he carries the ball, recording 190 rushes of 10-plus yards in his career. Elliott has averaged a big-play rush on 11.8% of his career carries, eighth among all active running backs and 25th all-time.

★ KING EZEKIEL ★

After leading the league in rushing as a rookie in 2016, Ezekiel Elliott finished 10th in the NFL in 2017 despite missing six games. He once again won the NFL rushing title in 2018 and finished fourth in 2019. He finished 2020 10th in rushing among running backs, 11th overall, and he finished seventh with 1,002 yards in 2021.

Elliott became the second Cowboy, 11th player, fifth since the merger, to win the rushing title twice in his first three seasons:

Rushing Titles in Two of First Three Seasons

Player	Seasons	Player	Season
Byron White, Pit/Det ..	1938, 40	Earl Campbell, Hou ...	1978-80
Bill Dudley, Pit.....	1942, 46	Eric Dickerson, LAR ..	1983-84
Bill Paschal, NYG	1943, 44	Emmitt Smith, Dal.....	1991-92
Jim Brown, Cle	1957-59	Egerrin James, Ind	1999-00
Cookie Gilchrist, Buf..	1962, 64	Ezekiel Elliott, Dal....	2016, 18
Jim Nance, Bos	1966-67		

In team history, Elliott became only the second Cowboy to win the rushing title in multiple seasons, joining Emmitt Smith (four):

Dallas Cowboys Rushing Title Winners

Player	Season	Yards	Player	Season	Yards
Emmitt Smith.....	1991	1,563	DeMarco Murray..	2014	1,845
Emmitt Smith.....	1992	1,713	Ezekiel Elliott.....	2016	1,631
Emmitt Smith.....	1993	1,486	Ezekiel Elliott.....	2018	1,434
Emmitt Smith.....	1995	1,773			

Elliott finished third in the NFC with 1,002 rushing yards in 2021, and his total ranked seventh among all NFL rushers:

2021 NFL Rushing Leaders

Player	Att	Yards	Avg	TD	1st	1stD%
Jonathan Taylor	332	1,811	5.5	18	107	32.2%
Nick Chubb	228	1,259	5.5	8	61	26.8%
Joe Mixon	292	1,205	4.1	13	60	20.5%
Najee Harris	307	1,200	3.9	7	62	20.2%
Dalvin Cook	249	1,159	4.6	6	57	22.9%
Antonio Gibson	258	1,037	4.0	7	65	25.2%
Ezekiel Elliott.....	237	1,002	4.2	10	55	23.2%
Eli Mitchell.....	207	963	4.6	5	47	22.7%

★ THE BOOK OF EZEKIEL ★

For only the second time in franchise history, the Dallas Cowboys used a top-five pick on a running back when they chose Ezekiel Elliott out of Ohio State with the fourth overall selection in the 2016 NFL Draft. Dallas selected Tony Dorsett with the second pick in the 1977 NFL Draft.

In his first season, Elliott had seven 100-yard rushing games - most by a Cowboys rookie all-time and tied for the NFL-lead in 2016. He owns 30 for his career to rank third all-time in team history.

Dallas is 26-4 when Elliott tops 100 yards on the ground:

Ezekiel Elliott 100-yard Rushing Games

(30 total)

Yds	Opp	W/L	Date	Yds	Opp	W/L	Date
159	TB	W	12/18/16	121	WAS	W	11/22/18
157	@GB	W	10/16/16	117	LAR	W	12/15/19
152	DET	W	9/30/18	116	GB	L	10/8/17
151	@Phi	W	11/11/18	114	@Pit	W	11/13/16
150	@Was	W	10/29/17	113	PHI	W	12/9/18
147	@SF	W	10/22/17	111	@Was	W	9/15/19
143	Car	W	10/3/21	111	PHI	W	10/20/19
140	CHI	W	9/25/16	110	NYG	W	10/10/21
139	@NYG	W	11/4/19	107	@NYG	L	12/11/16
138	@SF	W	10/2/16	105	PHI	W	12/27/20
134	CIN	W	10/9/16	105	@NYJ	L	10/13/19
127	@Sea	L	9/23/18	104	NYG	W	9/10/17
125	MIA	W	9/22/19	106	JAX	W	10/14/18
122	@Atl	W	11/18/18	103	@Phi	W	12/31/17
122	WAS	W	12/29/19	103	@Min	W	11/22/20

Career 100-Yard Rushing Games

Player	Games
Emmitt Smith	76
Tony Dorsett	43
Ezekiel Elliott	30

Elliott set a franchise rookie record with 12 games of 20-plus carries, which was also the most by any NFL rusher in 2016. He has 40 career games with 20-plus carries. Dallas is 30-10 during those contests:

Ezekiel Elliott 20-plus Carry Games

(40 total)

Opp	Date	Att	Yds	W/L	Opp	Date	Att	Yds	W/L
@Was.	10/19/17	33	150	W	@Atl....	11/18/18	23	122	W
CHI	9/25/16	30	140	W	NO	11/29/18	23	76	W
GB	10/8/17	29	116	L	@Was ..	9/15/19	23	111	W
@GB...	10/16/16	28	157	W	PHI.....	10/20/19	22	111	W
PHI.....	12/9/18	28	113	W	PHI.....	10/30/16	22	96	W
@NYJ..	10/13/19	28	105	L	@Ari...	9/25/17	22	80	W
KC.....	11/5/17	27	93	W	@LAR..	9/13/20	22	96	L
@Phi...	12/31/17	27	103	W	ATL	9/20/20	22	89	W
WAS ...	11/22/18	26	121	W	@NE...	11/24/19	21	86	L
@SF ...	10/22/17	26	147	W	@Was.	9/18/16	21	83	W
DET ...	9/30/18	25	152	W	@Pit....	11/13/16	21	114	W
BAL....	11/20/16	25	97	W	LAR.....	10/1/17	21	85	L
@NYG..	12/11/16	24	107	L	@Min ...	11/22/20	21	103	W
NYG....	9/10/17	24	104	W	NYG.....	10/10/21	21	110	W
SEA....	12/24/17	24	97	L	NYG.....	9/11/16	20	51	L
JAX....	10/14/18	24	106	W	WAS	11/20/16	20	97	W
LAR....	12/15/19	24	117	W	@Min ...	12/1/16	20	86	W
@NYG.	11/4/19	23	139	W	@Hou ..	10/7/18	20	54	L
@SF ...	10/2/16	23	138	W	MIN.....	11/10/19	20	47	L
TB	12/18/16	23	159	W	Car.....	10/3/21	20	143	W

★ KEEP IT ¹⁰⁰ ★

After adding two 100-yard rushing games in 2021, Ezekiel Elliott has posted 30 games with at least 100 rushing yards since 2016 - most in the NFL during that time:

100-Yard Rushing Games - 2016-21

Player	Games
Ezekiel Elliott, Dal.....	30
Derrick Henry, Ten	25
Nick Chubb, Cle	22
Dalvin Cook, Min	19
Melvin Gordon, Den/LAC	14
Jordan Howard, Chi/Phi	14

★ EZEKIEL ELLIOTT RUSHING TOUCHDOWNS BY TEAM ★



★ BIG-PLAY RUNS ★

Since entering the league in 2016, Ezekiel Elliott has posted the most "big-play" runs of 10-plus yards:

Big-Play Runs - 2016-21

Player	10+ Runs
Ezekiel Elliott, Dal	194
Derrick Henry, Ten	173
Melvin Gordon III, LAC/Den	148

In fact, Elliott has recorded a 10-plus yard run on 11.8% of his career carries, which ranks eighth in the NFL among active running backs and ranks 25th in NFL history (min. 750 att):

Career Big-Play Run Percentage - Active Running Backs

Player	10+ Run%	Player	10+ Run%
Nick Chubb	15.6%	Aaron Jones	12.3%
Kareem Hunt	13.1%	Chris Carson	12.0%
Dalvin Cook	13.0%	Ezekiel Elliott	11.8%
Alvin Kamara	12.5%	Jordan Howard	11.8%
Derrick Henry	12.3%	Christian McCaffrey	11.4%

Elliott finished eighth among RBs in big-play runs (24) in 2021:

Player	10+ Runs	Player	10+ Runs
Jonathan Taylor	50	Joe Mixon	26
Nick Chubb	41	Javonte Williams	25
Dalvin Cook	36	Ezekiel Elliott	24
Eli Mitchell	29	Antonio Gibson	24
Najee Harris	28	Melvin Gordon II	23

★ ALL I DO IS SCORE ★

Ezekiel Elliott's penchant for scoring touchdowns has put him in rarefied company, and with his rushing touchdown against Carolina (10/3), he became just the fifth player in NFL history to post 50 rushing touchdowns and 10 receiving touchdowns in the first 75 games of a career:

Players with 50 Rush TD and 10 Rec TD in First 75 Games

Player	Rush TD	Rec TD	Total TD
Jim Brown	68	11	79
Marcus Allen	52	15	67
Arian Foster	53	13	66
Todd Gurley II	59	12	71
Ezekiel Elliott	50	10	60

Elliott is the second Cowboys rusher to reach 50 scores on the ground in 75 games played, joining Emmitt Smith.

★ BY LAND AND BY AIR ★

Ezekiel Elliott has two games with a touchdown on the ground and in the air in 2021 (vs. NYG, 10/10 and vs. Was, 12/26) - giving him nine games since 2016, which are tied for the most such games in the league:

Games with Rush TD & Rec TD Since 2016

Player	Team	Seasons	Games
Christian McCaffrey	CAR	2017-21	9
Alvin Kamara	NO	2017-21	9
Ezekiel Elliott	DAL	2016-21	9
Austin Ekeler	LAC	2019-21	6
David Johnson	ARZ/HOU	2016-21	6
Kareem Hunt	KC/CLE	2016-21	6

★ AIR & GROUND ★

Ezekiel Elliott has proven himself a dual-threat throughout his career, establishing a club record for the most games with 100 rush yards and 50 receiving yards in Cowboys history:

100 Rush Yds & 50 Rec. Yds Games

Player	Games
Ezekiel Elliott	5
Tony Dorsett	4
Herschel Walker	4
Emmitt Smith	4

His five career games with at least 100 rushing yards and 50 receiving yards are also tied for the most by any league rusher since he entered the NFL in 2016 (Christian McCaffrey):

Player	Games	Player	Games
Ezekiel Elliott	5	James Conner	4
Christian McCaffrey	5	Todd Gurley	4
Le'Veon Bell	4	Four players tied	3

Elliott is also the second player in team history with 1,000 rushing yards and 500 receiving yards in a single season, joining Herschel Walker (1988):

1,000 Rush Yds & 500 Rec. Yds

Player	Season	Rush	Rec	Total
Herschel Walker	1988	1,514	505	2,019
Ezekiel Elliott	2018	1,434	567	2,001

Elliott was voted FedEx Ground Player of the Week for his Week 4 performance against Carolina (10/3/21), when he tallied 143 rushing yards on 20 carries.

★ ALWAYS HUNGRY ★

Dak Prescott and Ezekiel Elliott entered the NFL as part of the Cowboys 2016 Draft class and have shared a bond ever since. Since 2016, Prescott and Elliott have connected for the sixth-most touchdown hookups between a quarterback/running back duo in the NFL with 11 touchdowns:

Players	Team	TDs
Tom Brady/James White	NE	20
Philip Rivers/Austin Ekeler	LAC	14
Drew Brees/Alvin Kamara	NO	14
Jared Goff/Todd Gurley II	LAR	12
Aaron Rodgers/Aaron Jones	GB	12
Dak Prescott/Ezekiel Elliott	Dal	11
Cam Newton/Christian McCaffrey	Car	11
Matt Ryan/Tevin Coleman	Atl	11
Philip Rivers/Melvin Gordon III	LAC	11

Elliott has 12 touchdown catches in his career, which rank fourth all-time by a running back in Cowboys history:

Most Touchdown Catches by a Cowboys Running Back

Player	Seasons	Rec	Yds	Rec TDs
Dan Reeves	1965-72	129	1,693	17
Daryl Johnston	1989-99	294	2,227	14
Tony Dorsett	1977-87	382	3,432	13
Ezekiel Elliott	2016-21	288	2,244	12
Timmy Newsome	1980-88	212	1,966	11
Preston Pearson	1975-80	189	2,274	11
Emmitt Smith	1990-02	486	3,012	11

★ GO AHEAD TD GLUTTON ★

Ezekiel Elliott has been a touchdown machine for the Cowboys, and he has been extra hungry in the pivotal moments of games, scoring 28 touchdowns to put the Cowboys ahead in the game since his rookie season - tied for the most go ahead touchdowns of any non-passer in the NFL:

Go Ahead Rush and Rec TDs - 2016-21

Player	Rush TD	Rec TD	Total TDs
Davante Adams	0	28	28
Ezekiel Elliott	23	5	28
Melvin Gordon III	23	5	28
Derrick Henry	22	0	22
Todd Gurley	15	6	21
Tyreek Hill	2	19	21
Travis Kelce	1	20	21
Alvin Kamara	14	6	20
Aaron Jones	14	5	19
Amari Cooper	0	18	18
Tyler Lockett	0	18	18
Adam Thielen	0	18	18

★ ALL-TIME COWBOYS RUSHERS ★

Below are Ezekiel Elliott's rankings in several key offensive categories in Cowboys history:

RUSH ATTEMPTS

Emmitt Smith	4,052
Tony Dorsett	2,755
Ezekiel Elliott	1,650
Don Perkins	1,500

RUSH YARDS

Emmitt Smith	17,162
Tony Dorsett	12,036
Ezekiel Elliott	7,386
Don Perkins	6,217

YARDS-PER-ATTEMPT

DeMarco Murray	4.85
Ezekiel Elliott	4.48
Tony Dorsett	4.37
Walt Garrison	4.32

RUSHING TOUCHDOWNS

Emmitt Smith	153
Tony Dorsett	72
Ezekiel Elliott	56

SCRIMMAGE YARDS

Emmitt Smith	20,174
Tony Dorsett	15,468
Jason Witten	12,977
Michael Irvin	11,910
Ezekiel Elliott	9,630

SCRIMMAGE YPG

Ezekiel Elliott	109.4
DeMarco Murray	108.0
Emmitt Smith	100.4
Tony Dorsett	98.5

TOTAL TOUCHDOWNS

Emmitt Smith	164
Tony Dorsett	86
Bob Hayes	76
Dez Bryant	75
Jason Witten	72
Ezekiel Elliott	68
Michael Irvin	65

★ HUNGRY? GRAB SCRIMMAGE YARDS ★

Ezekiel Elliott ranked ninth among running backs - 15th overall - in the NFL with 1,317 scrimmage yards in 2020 and finished ninth in 2021 with 1,289 yards:

Scrimmage Yards by Running Backs in 2021

Player	Team	Rush Yds	Rec Yds	Tot Yds
Jonathan Taylor	Ind	1,811	360	2,171
Najee Harris	Pit	1,200	467	1,667
Austin Ekeler	LAC	911	647	1,558
Joe Mixon	Cin	1,205	314	1,519
Nick Chubb	Cle	1,259	174	1,433
Dalvin Cook	Min	1,159	224	1,383
Alvin Kamara	NO	1,037	294	1,337
Antonio Gibson	Was	1,037	294	1,331
Ezekiel Elliott	Dal	1,002	287	1,289
Leonard Fournette	TB	812	454	1,266

This is Elliott's sixth-consecutive season with at least 1,000 scrimmage yards, which is the second-longest streak in Cowboys history (Emmitt Smith, 13 seasons), **and is tied for the second-longest active streak by any player in the NFL**. Elliott's six total seasons with 1,000 scrimmage yards rank fourth in team history:

Most Years with 1,000 Scrimmage Yards, Cowboys History

Player	1,000-Yd Yrs	Player	1,000-Yd Yrs
Emmitt Smith	13	Michael Irvin	7
Tony Dorsett	9	Ezekiel Elliott	6

Players with Active 1,000 Scrimmage Yard Streaks

Player	Seasons
Mike Evans	8 (2014-21)
Ezekiel Elliott	6 (2016-21)
Travis Kelce	6 (2016-21)
Alvin Kamara	5 (2017-21)

Elliott joined LaDainian Tomlinson as the only two players to begin a career with **six consecutive seasons of 1,250 scrimmage yards and six touchdowns** after posting 1,289 yards and 12 touchdowns in 2021.

Elliott ranks eighth in scrimmage yards-per-game among all players in the Super Bowl era:

Player	Scr. Yds/G	Player	Scr. Yds/G
Billy Sims	119.6	Dalvin Cook	112.8
Barry Sanders	118.9	Walter Payton	111.9
Terrell Davis	113.9	Arian Foster	110.9
C. McCaffrey	113.8	Ezekiel Elliott	109.4

★ KEEP IT ¹⁰⁰ PART 2 ★

Ezekiel Elliott does not discriminate when it comes to 100-yard games, gobbling up yards on the ground and in the air throughout his career to the tune of 48 games with 100 scrimmage yards - by far the most of any player in the NFL since 2016:

100 Scrimmage Yard Games - 2016-21

Player	Games
Ezekiel Elliott, Dal	48
Alvin Kamara, NO	36
Christian McCaffrey, Car	32
Dalvin Cook, Min	31
Julio Jones, Atl/Ten	31

In fact, Elliott's 48 games with 100 scrimmage yards rank 15th by any NFL player in the first six years of a career, and second in Cowboys history behind Emmitt Smith's 59 games in the first six years of his career.

Elliott's 48 games with 100 scrimmage yards rank third in Cowboys history, recently passing Michael Irvin (47):

Dallas Cowboys 100-Yard Scrimmage Games

Player	Career Gms	100-Yd Gms	100-Yd%
Emmitt Smith	201	100	49.8%
Tony Dorsett	157	71	45.2%
Ezekiel Elliott	88	48	54.5%
Michael Irvin	159	47	29.5%
Calvin Hill	73	30	41.1%

★ CONSUMMATE CONSUMER ★

Ezekiel Elliott's first five NFL seasons have put him in the upper echelon of running backs at the outset of a career, as he is one-of-four players in NFL history to record 1,200 scrimmage yards and seven touchdowns in each of his first five years:

Players with 1,200 Yards and Seven TDs in First Five Years			
Player	Seasons	Total Yards	Total TD
Ricky Watters	1992-96	7,852	58
Randy Moss	1998-02	6,884	60
LaDainian Tomlinson	2001-05	9,753	80
Ezekiel Elliott	2016-20	8,341	56

Elliott surpassed 9,000 career scrimmage yards at Minnesota (10/31), becoming the 25th player to reach the mark in his first six NFL seasons, but the fifth-fastest in the Super Bowl era by accomplishing the feat in only 78 career games:

Fastest Players to 9,000 Scrimmage Yards			
Player	Games	Touches	Total Yards
Edgerrin James	72	1,929	9,096
LaDainian Tomlinson	72	1,874	9,020
Eric Dickerson	73	1,849	9,072
Le'Veon Bell	75	1,802	9,076
Ezekiel Elliott	78	1,792	9,040

Elliott also eclipsed 7,000 rushing yards against Denver (11/7), becoming the 11th NFL player to reach the mark in his first 79 games and the second Cowboys player (Emmitt Smith, 79 games):

Players With 7,000 Rush Yards in First 79 NFL Games

Player	Rush Att	Rush Yards
Eric Dickerson	1,877	8,820
Earl Campbell	1,729	7,703
Edgerrin James	1,805	7,636
Terrell Davis	1,655	7,607
Barry Sanders	1,571	7,511
Walter Payton	1,676	7,508
Emmitt Smith	1,677	7,460
LaDainian Tomlinson	1,702	7,361
Clinton Portis	1,598	7,323
Adrian Peterson	1,519	7,251
Ezekiel Elliott	1,541	7,006

★ FORWARD MOMENTUM ★

The Dallas Cowboys have a tandem of running backs that are among the best at providing positive yards at every opportunity, with Ezekiel Elliott recording a negative rush on only 6.75% of his 237 carries - the 13th-lowest percentage - and Tony Pollard with four negative rushes on 130 attempts (3.08%) in 2021:

Lowest Negative Rush Percentage By RB in 2021

Player	Rush	Stuff%	Player	Rush	Stuff%
T. Pollard	130	3.08%	L. Fournette	180	6.67%
C. Edmonds	116	3.45%	C. Edwards-Helaire	119	6.72%
D. Henderson	149	4.03%	E. Elliott	237	6.75%
A.J. Dillon	187	4.28%	J. Conner	202	6.93%
M. Ingram	160	5.63%	D. Johnson	100	7.00%
K. Herbert	103	5.83%	J. Robinson	202	6.93%
J. Williams	153	5.88%	J. Jacobs	217	7.37%
S. Michel	208	6.25%	L. Murray	119	7.56%
D. Singletary	188	6.38%	A. Ekeler	206	7.77%
C. Patterson	153	6.54%	M. Davis	138	7.97%

*min. 100 carries

★ GIVE HIM 200 ★

Ezekiel Elliott owns four 200 scrimmage yard games in his career - tied with DeMarco Murray and Emmitt Smith for the most such games in Cowboys history. Marshall Faulk owns the NFL record with 14 200-yard games.

Ezekiel Elliott 200-Yard Games

Opp, Date	Rush Yds	Rec Yds	Tot Yds
vs. Det, 9/30/18	152	88	240
at SF, 10/22/17	147	72	219
at Pit, 11/13/16	114	95	209
at Atl, 11/18/18	122	79	201

★ MR. TOUCHDOWN ★

Ezekiel Elliott reached 50 career touchdowns - 41 rushing and nine receiving - in the 2020 season opener at the LA Rams. He currently sits at 59 scores, the 11th Cowboy to reach 50 career touchdowns and the fourth to do so in his first five seasons, joining Emmitt Smith (75), Dez Bryant (58) and Bob Hayes (53):

Cowboys Players with 50 TDs Through First Five Years

Player	Gms	Rush TD	Rec TD	Ret TD	Tot TD
Emmitt Smith	77	71	4	0	75
Dez Bryant	75	0	56	2	58
Ezekiel Elliott	71	46	10	0	56
Bob Hayes	64	1	49	3	53

Elliott's 68 touchdowns since 2016 are tied for third in the NFL, behind only Davante Adams' and Todd Gurley's 69 scores.

★ CENTURY 21 ★

Ezekiel Elliott continues to defy mediocrity after posting a two-game streak with 100 rushing yards, starting against Carolina (10/3) through the N.Y. Giants (10/10) - his longest streak since a three-game clip in 2019 and tied for the fifth-longest of his career:

Ezekiel Elliott 100-Yard Rushing Streaks

Opp/Streak Dates	Length	Total RushYds
vs. Chi, 9/25/16 - at GB, 10/16/16	4	569
at NYJ, 10/13/19 - at NYG, 11/4/19	3	355
at Phi, 11/11/18 - vs. Was, 11/22/18	3	394
vs. GB, 10/8/17 - at Was, 10/29/17	3	413
vs. Car, 10/3/21 - vs. NYG, 10/10/21	2	253
at Was, 9/15/19 - vs. Mia, 9/22/19	2	236
at Sea, 9/23/18 - vs. Det, 9/30/18	2	279
at NYG, 12/11/16 - vs. TB, 12/18/16	2	266

★ WHAT CAN ZEKE DO FOR YOU? ★

Ezekiel Elliott had a four-game streak with 100 scrimmage yards, spanning games from Philadelphia (9/27) through New England (10/17) - tied for the fourth-longest streak of his career, and it was the second-longest streak by a player in 2021.

Longest Streaks with 100 Scrimmage Yds, Cowboys History

Player	Gms	Player	Gms
Herschel Walker (1987-88)	10	Emmitt Smith (1992)	6
Ezekiel Elliott (2018)	8	Ezekiel Elliott (2016)	5
DeMarco Murray (2014)	8	DeMarco Murray (2013)	5
Emmitt Smith (1993-94)	8	Emmitt Smith (1993)	5
Michael Irvin (1995)	7	Tony Dorsett (1985)	5
Calvin Hill (1973)	7	Tony Dorsett (1981)	5
Ezekiel Elliott (2016)	6	Ezekiel Elliott (2021)	4
Emmitt Smith (1995)	6	Many others tied	4

★ COMPLETE BACK ★

Ezekiel Elliott plays an integral part in protecting the quarterback in Dallas' passing attack, picking up blitzers and helping combat opposing rushers. Since 2018, he has finished in the top-five in pass block snaps among running backs and has allowed a pressure on very few of those block attempts, posting efficiency numbers above 90.0% every year of his career, per PFF:

Year	Pass Blk Snps	Eff%	Year	Pass Blk Snps	Eff%
2021	73 (8th)	92.2%	2018	88 (5th)	95.2%
2020	99 (1st)	94.0%	2017	43 (23rd)	94.7%
2019	106 (2nd)	93.7%	2016	60 (20th)	95.5%

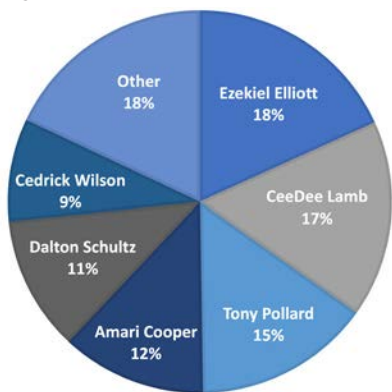
9

Dallas had nine rushes of 10-plus yards against Carolina (10/3), which is tied for the second-highest total in a single game for the Cowboys since 2000. Dallas' highest figure was 10 rushes of 10-or-more yards three different times.

★ DIVIDING UP THE PIE ★

Dallas Cowboys Head Coach Mike McCarthy has a plethora of offensive weapons at his disposal. Below is a breakdown of the percentage of yards gained by player in 2021:

Dallas Cowboys Offensive Breakdown - 7,082 Gross Yards



★ DOUBLE TROUBLE ★

Tony Pollard complements Ezekiel Elliott as a second option in the Cowboys backfield, and in 2021 he had two 100-yard games as a dual threat option, giving him five for his career:

Tony Pollard Career 100-Yard Scrimmage Games

Opp, Date	Rush Yds	Rec Yds	Tot Yds
vs. LAR, 12/15/19	131	12	143
at LAC, 9/19/21	109	31	140
vs. SF, 12/20/20	69	63	132
vs. Mia, 9/22/19	103	25	128
vs. NYG, 10/10/21	75	28	103

Pollard had 17 rushes of 10-plus yards in 2021 on only 130 carries, which at 13.1% ranked as the 11th-highest percentage of 10+ runs in the league (min. 100 carries):

Highest Percentage of 10-Plus Yard Runs by RB in 2021

Player	10+ Run%	Player	10+ Run%
Nick Chubb	18.0%	Dalvin Cook	14.5%
Rashaad Penny	16.0%	Eli Mitchell	14.0%
Chase Edmonds	15.5%	D'Andre Swift	13.9%
Jonathan Taylor	15.1%	Darrell Henderson	13.4%
Rhamondre Stevenson	15.0%	Tony Pollard	13.1%
Miles Sanders	14.6%	Cordarrelle Patterson	13.1%

★ SEEING DOUBLE ★

Dallas had two running backs in Ezekiel Elliott (112) and Tony Pollard (103) eclipse 100 scrimmage yards against the N.Y. Giants - the first time Dallas had two running backs over the century mark since 12/5/19 against the LA Rams, and the fifth time since 1989:

Cowboys Running Backs with 100 Scrimmage Yards

Opp, Date	RB1	RB2
vs. NYG, 10/10/21	E. Elliott (112)	T. Pollard (103)
vs. LAR, 12/15/19	E. Elliott (160)	T. Pollard (143)
vs. Mia, 9/22/19	E. Elliott (139)	T. Pollard (128)
vs. Atl, 9/27/15	J. Randle (105)	L. Dunbar (105)
vs. Car, 9/28/09	F. Jones (114)	T. Choice (118)

★ DAILY DOUBLE FOR 1,000, ALEX ★

Ezekiel Elliott and Tony Pollard are the first Cowboys running back tandem to record 1,000 scrimmage yards in the same season since Tony Dorsett and Herschel Walker in 1986 and only the fifth time overall:

Cowboys RB Tandem with 1,000 Scrimmage Yards

Season	RB1	RB2
2021	Ezekiel Elliott (1,289)	Tony Pollard (1,056)
1986	Herschel Walker (1,574)	Tony Dorsett (1,015)
1983	Tony Dorsett (1,608)	Ron Springs (1,130)
1972	Calvin Hill (1,400)	Walt Garrison (1,174)
1962	Amos Marsh (1,269)	Don Perkins (1,049)



29%

Tony Pollard had two touchdowns and 35 first downs on 130 carries in 2021 and is averaging a first down or touchdown on 28.5% of his carries in 2021 - the 17th-highest percentage among all running backs, min 100 carries.

★ SETTING THE TABLE ★

The Dallas Cowboys were one of the most efficient offenses in 2021, and a large part of that success stemmed from their ability to pick up yards on first down, as they ranked third in the NFL in percentage of first down plays gaining four-or-more yards:

Team	1stD Plays	4+ Yd Gains	4+ Pct
Kansas City	527	283	53.7%
Green Bay	487	260	53.4%
Dallas	515	274	53.2%
Jacksonville	447	236	52.8%
LA Chargers	503	264	52.5%

Tony Pollard ranked third in rushing average by running backs on first down in 2021 (5.44):

Player	1stD Rush	1stD Yds	1stD Avg.
Miles Sanders	79	475	6.01
Jonathan Taylor	176	1,039	5.90
Tony Pollard	78	424	5.44
Aaron Jones	109	576	5.28
Austrn Ekeler	126	645	5.12

The Cowboys had the most success rushing the ball on second down in 2021, averaging 4.95 yards-per-carry:

Dallas Cowboys Yards-Per-Rush in 2021

1st Down	2nd Down	3rd Down	4th Down
4.24	5.17	4.00	3.90
Rank: 19th	Rank: 3rd	Rank: 24th	Rank: 12th

Dallas finished 12th in 2021 by averaging 27.8 rush attempts-per-game, **which produced the ninth-most rushing yards-per-game at 124.6.**

2.99

Dallas' rushers averaged 2.99 yards-after-contact-per-attempt in 2021 - the ninth-highest average in the league - and forced 58 missed tackles on the year.



12

Since Amari Cooper's trade to Dallas in Week 9 of 2018, he has produced 12 touchdown catches of 20-plus yards, tied for second in the NFL. In fact, 44.4% of Cooper's 27 regular season touchdowns with Dallas have come from 20-plus yards.

★ THE AMARI EFFECT ★

Amari Cooper has been a reliable target for the Cowboys and has been particularly efficient at moving the chains for the offense, recording 192 first down receptions (ninth) spanning four seasons since his trade to Dallas:

NFL 1st Down Receiving Leaders - Week 9, 2018 to 2021

Player	GP	Rec	Yds	TD	1st	1st%
Davante Adams, GB	50	380	4,620	41	246	64.7%
Travis Kelce, KC	55	353	4,464	31	246	69.7%
Keenan Allen, LAC	55	366	4,019	25	227	62.0%
DeAndre Hopkins, Ari	49	323	3,927	26	218	67.5%
Stefon Diggs, Min/Buf	55	337	4,324	29	203	60.2%
Tyreek Hill, KC	52	299	4,149	36	201	67.2%
DJ Moore, Car	56	283	4,032	13	199	70.3%
Mike Evans, TB	54	251	3,952	39	198	78.9%
Amari Cooper, Dal	56	292	3,893	27	192	65.8%
Cooper Kupp, LAR	50	341	4,210	30	190	55.7%

Cooper has also demonstrated a penchant for scoring touchdowns in his tenure with the Cowboys, posting 27 touchdown receptions - tied for 10th in the NFL - and finding the end zone on 9.2% of his catches:

Wide Receiver Touchdown Leaders - Week 9, 2018 to 2021

Player	Rec	TD	TD%
Davante Adams, GB	380	41	10.8%
Mike Evans, TB	251	39	15.6%
Tyreek Hill, KC	299	36	12.0%
Adam Thielen, Min	210	33	15.7%
Travis Kelce, KC	353	31	8.8%
Cooper Kupp, LAR	341	30	8.8%
Tyler Lockett, Sea	287	30	10.5%
Stefon Diggs, Min/Buf	337	29	8.6%
DK Metcalf, Sea	216	29	13.4%
Mark Andrews, Bal	245	27	11.0%
Amari Cooper, Dal	292	27	9.2%
DeAndre Hopkins, Hou/Ari	323	26	8.1%

Since Cooper joined the Cowboys offense, he leads all Cowboys receivers with 46 receiving first downs on third down and has converted 77.9% (46-of-59) of his 59 third down receptions into first downs.

★ COOP CONVERTER ★

Amari Cooper was a consistent first down machine for the Cowboys in 2021, converting 66.2% of his 68 receptions for a first down, which was the 31st-highest conversion rate in the league this year (min 30 rec) and second on the Cowboys:

Cowboys Highest First Down Reception Pct in 2021

Player	Rec	1stD	1stD %
CeeDee Lamb	79	54	68.4%
Amari Cooper	68	45	66.2%
Michael Gallup	35	23	65.7%
Cedrick Wilson	45	27	60.0%
Dalton Schultz	78	43	55.1%
Tony Pollard	39	15	38.5%
Ezekiel Elliott	47	16	34.0%

At Minnesota (10/31) and Tampa Bay (9/9), Cooper converted eight catches for first downs, the third-highest single-game first down total in the league in 2021:

Single-Game First Downs By Individual Player

Player	Opp, Date	Rec	1st	1st%
Tee Higgins	vs. Bal, 12/26/21	12	12	100.0%
Mark Andrews	vs. GB, 12/19/21	10	10	100.0%
Davante Adams	at SF, 9/26/21	12	9	75.0%
Davante Adams	at Cin, 10/10/21	11	9	81.8%
Tyreek Hill	at Phi, 10/3/21	11	9	81.8%
Tyreek Hill	vs. NYG, 11/1/21	12	9	75.0%
Justin Jefferson	at Det, 12/5/21	11	9	81.8%
Mark Andrews	vs. Ind, 10/11/21	11	8	72.7%
Davante Adams	at Chi, 12/12/21	10	8	80.0%
Amari Cooper	at TB, 9/9/21	13	8	61.5%
Amari Cooper	at Min, 10/31/21	8	8	100.0%
Stefon Diggs	at Ten, 10/18/21	9	8	88.9%
Tyreek Hill	vs. Cle, 9/12/21	11	8	72.7%
Justin Jefferson	vs. Sea, 9/26/11	9	8	88.9%
George Kittle	at Cin, 12/12/21	13	8	61.6%
Cooper Kupp	at Ind, 9/19/21	9	8	88.9%
Cooper Kupp	vs. Det, 10/24/21	10	8	80.0%
CeeDee Lamb	at NE, 10/17/21	9	8	88.9%
Kadarius Toney	at Dal, 10/10/21	9	8	88.9%

★ CHECKMATE COOPER ★

Amari Cooper established a career-high 92 catches on the 2020 season, surpassing his previous high of 83:

Season	Team	Rec	Yards	TD
2020	Dallas	92	1,114	5
2016	Oakland	83	1,153	5
2019	Dallas	79	1,189	8
2018	Dal/Oak	75	1,005	7
2015	Oakland	72	1,070	6
2021	Dallas	68	865	8
2017	Oakland	48	680	7

Cooper's 92 receptions are tied for eighth in single-season team history, and he is only the fourth Cowboys player to eclipse 90 catches in a season:

Cowboys Players to Record 90 Catches in a Season

Player	90-Catch Seasons
Jason Witten	4 (2007, 09, 10, 12)
Dez Bryant	2 (2012, 13)
Michael Irvin	2 (1991, 95)
Amari Cooper	1 (2020)

Cooper also eclipsed 1,000 receiving yards in 2020, marking his third consecutive year topping 1,000 yards and fifth season overall for his career. Cooper is just the 11th player in NFL history to open a career with at least five 1,000-yard seasons in his first six years:

Player	Team(s)	Seasons	1,000-Yd Seasons
Mike Evans	TB	2014-19	6
Randy Moss	Min	1998-03	6
Lance Alworth	SD	1963-67	5
Odell Beckham Jr.	NYG/Cle	2014-19	5
Marques Colston	NO	2006-11	5
Amari Cooper	Oak/Dal	2015-20	5
A.J. Green	Cin	2011-15	5
Torry Holt	Stl	2000-04	5
Chad Johnson	Cin	2002-06	5
Brandon Marshall	Den/Mia	2007-11	5
Jerry Rice	SF	1986-90	5

★ COOPER'S CATCHES BY TEAM ★

Following the game against San Francisco (12/20/20) in which he caught two passes, Amari Cooper now has caught a pass against every NFL team except for the Cowboys and Raiders - the two teams he has played for. Below are Cooper's receptions by team:

			
42	41	32	30
			
29	29	28	28
			
18	18	17	15
			
12	12	12	10
			
9	9	9	8
			
4	4	4	2

Since his trade to Dallas in the middle of 2018, Cooper has caught 12 touchdowns against the NFC East, tied for the fifth-most by any player against his own division in that span:

Player	TD Rec	Player	TD Rec
Davante Adams.....	16	Amari Cooper.....	12
Stefon Diggs.....	15	Marvin Jones Jr.	12
Chris Godwin.....	14	Mark Andrews.....	11
Tyler Lockett.....	14	Travis Kelce.....	11

★ FLY THE COOP ★

Amari Cooper makes the most of his opportunities in the passing game, **registering a first down or touchdown on 77.9% of his catches in 2021, which ranked ninth among all wide receivers** with at least 50 touches:

1st Down and TD Pct, NFL Wide Receivers in 2021

Player	1st/TD%	Player	1st/TD%
Mike Evans.....	94.6%	Justin Jefferson.....	78.7%
Ja'Marr Chase.....	85.2%	Amari Cooper.....	77.9%
Tim Patrick.....	83.0%	Davante Adams.....	77.2%
DK Metcalf.....	80.0%	Van Jefferson.....	76.0%
Tee Higgins.....	79.7%	CeeDee Lamb.....	76.0%
A.J. Brown.....	79.4%	Tyreek Hill.....	75.7%
Mike Williams.....	78.9%	DeVonta Smith.....	75.0%

Cooper has been assigned only three dropped passes on the year by PFF, which tied for sixth in the league among all wide receivers to play at least 50% of their teams passing snaps in 2021:

Fewest Drops Among WR in 2021, per PFF

Player	Drops	Player	Drops
Tyler Lockett.....	1	Marvin Jones Jr.	3
Courtland Sutton.....	1	Jakobi Myers.....	3
Terry McLaurin.....	2	Hunter Renfrow.....	3
Amon-Ra St. Brown.....	2	DeVonta Smith.....	3
Amari Cooper.....	3	Six players tied.....	4

★ THAT'S AMARI! ★

Amari Cooper has changed the way Dallas operates in the passing game, stretching defenses and providing a touchdown threat from anywhere on the field. Since Dallas acquired Cooper, 12 of his 26 touchdowns have come from 20-plus yards - third league-wide from Week 9, 2018 through 2021:

20+ Yard Touchdown Receptions from Week 9, 2018-2021

Player	Rec	TD	20+ TD	20+ Pct.
Tyreek Hill, KC.....	299	36	19	52.8%
Mike Evans, TB.....	251	39	14	35.9%
Amari Cooper, Dal.....	292	27	12	44.4%
Antonio Brown, Pit/Ne/TB.....	146	16	11	68.8%
Marquise Brown, Bal.....	195	21	11	52.4%
Tyler Lockett, Sea.....	287	30	11	36.7%
D.K. Metcalf, Sea.....	216	29	11	37.9%
Mike Williams, LAC.....	199	22	11	50.0%
Nelson Agholor, Phi/LV/NE.....	147	17	10	58.8%
Diontae Johnson, Pit.....	254	20	10	50.0%
Darius Slayton, NYG.....	124	13	10	76.9%

★ CATCH ME IF YOU CAN ★

Amari Cooper caught 10 passes for 81 yards in the 2020 season opener at the LA Rams (9/13/20) and then 13 passes for 139 yards in the 2021 season opener at Tampa Bay (9/9). Cooper's 13 catches are the most by a Cowboys player in the opening game of a season, surpassing the previous record which he tied with his 2020 performance:

Player	Opp, Date	Rec.
Amari Cooper.....	@TB, 9/9/21	13
Amari Cooper.....	@LAR, 9/13/20	10
Miles Austin.....	@WAS, 9/12/10	10
Miles Austin.....	NYG, 9/8/13	10
Frank Clarke.....	WAS, 9/16/62	10
Frank Clarke.....	STL, 9/12/64	10
Tony Dorsett.....	@LAR, 9/3/84	10

Cooper owns 10 career games with 10-plus catches - including six games as a Dallas Cowboy. His six games with Dallas are the third-most in a Cowboys career:

Player	10+ Rec Gms
Jason Witten.....	11
Michael Irvin.....	7
Amari Cooper.....	6
Miles Austin.....	5
Dez Bryant.....	4

Since the start of 2018, his seven games - between Oakland and Dallas - with 10-plus catches rank eighth in the NFL:

Player	Games	Player	Games
Davante Adams.....	15	DeAndre Hopkins.....	8
Michael Thomas.....	15	Tyreek Hill.....	8
Christian McCaffrey.....	10	Cooper Kupp.....	8
Stefon Diggs.....	9	Amari Cooper.....	7

Additionally, Cooper has three games with at least 10 catches, over 100 receiving yards and two touchdowns, making him one-of-23 players in the Super Bowl era with three such games:

Career Games with 10 Rec, 100 Yds and Two TDs

Player	Games	Player	Games
Davante Adams.....	7	Isaac Bruce.....	3
Antonio Brown.....	7	Amari Cooper.....	3
Chad Johnson.....	6	Zach Ertz.....	3
Cris Carter.....	5	Mike Evans.....	3
Andre Rison.....	5	Tyreek Hill.....	3
Keenan Allen.....	4	DeAndre Hopkins.....	3
Tony Gonzalez.....	4	Julio Jones.....	3
Marvin Harrison.....	4	Randy Moss.....	3
Andre Johnson.....	4	Reggie Wayne.....	3
Terrell Owens.....	4	Wes Welker.....	3
Jerry Rice.....	4	Roddy White.....	3
Anquan Boldin.....	3		

Cooper is the only player in Cowboys history with multiple games of 10-plus catches, over 100 yards and multiple touchdowns through the air:

Cowboys Players with 10 Rec, 100 Yds and Two TDs

Player	Games	Player	Games
Amari Cooper.....	2	Tony Hill.....	1
Miles Austin.....	1	Mike Renfro.....	1

★ CEEDEE'S BIG PLAYS ★

CeeDee Lamb proved to be a big-play threat in 2020, tying the 11th-most receptions of 20-plus yards among all receivers with 18. He finished 2021 tied for sixth in the league with 20 20-plus yard catches:

Big-Play Receptions - 2021 NFL Leaders

Player	20+ Rec	Player	20+ Rec
Cooper Kupp.....	30	Tee Higgins.....	17
Justin Jefferson.....	27	Mike Williams.....	17
Deebo Samuel.....	23	Brandon Aiyuk.....	16
Ja'Marr Chase.....	22	A.J. Green.....	16
Tyler Lockett.....	22	Rob Gronkowski.....	16
Mark Andrews.....	20	Christian Kirk.....	16
Mike Evans.....	20	D.J. Moore.....	16
CeeDee Lamb.....	20	Kyle Pitts.....	16
Davante Adams.....	19	DeVonta Smith.....	16

★ SPEEDY CEEDEE ★

CeeDee Lamb surpassed 1,000 career receiving yards in Week 1 at Tampa Bay (9/9), doing so in just his 17th career game to become the second-fastest Cowboy to reach 1,000 yards behind Bob Hayes (13 games):

Fastest Cowboys to 1,000 Career Receiving Yards

Player	Games
Bob Hayes.....	13
CeeDee Lamb.....	17
Dez Bryant.....	19
Michael Irvin.....	20
Herschel Walker.....	20

Lamb also surpassed 100 career receptions in Week 6 at New England (10/17), doing so in his 22nd career game to tie the fastest Cowboy to reach 100 catches (Herschel Walker):

Fastest Cowboys to 100 Career Receptions

Player	Games
Herschel Walker.....	22
CeeDee Lamb.....	22
Dez Bryant.....	26
Jason Witten.....	28

Lamb became the fourth Cowboys player to reach 10 touchdown catches in the first 25 games of a career against Atlanta (11/14):

Fastest Cowboys to 10 Career TD Receptions

Player	Games
Bob Hayes.....	12
Dez Bryant.....	17
Terrance Williams.....	21
CeeDee Lamb.....	25

★ ON THE LAMB ★

In 2020 CeeDee Lamb recorded two 100-yard games, first against Atlanta (9/20/20) and then against the N.Y. Giants (10/11/20), becoming the 12th Cowboys rookie - 17th time - to post a 100-yard game:

In doing so in his second game, Lamb tied Cornell Burbage as the fastest Cowboys rookie receiver to reach 100 yards in a game. Lamb then posted 124 yard against the Giants (10/11), becoming the third Cowboys rookie to record multiple 100-yard games (Mike Sherrard, 1986 and Bob Hayes, 1965).

Lamb has added to his 100-yard game total this season, tallying 104 yards in the season opener at Tampa Bay (9/9) and then going off for a career-best 149 yards at New England (10/17) before tallying 112 yards at Minnesota (10/31) - establishing a career-best with three 100-yard games in a season.

Lamb now has the third-most 100-yard receiving games in the first two years of a career by a Cowboys player:

Most 100-Yard Rec Games in First Two Seasons by a Cowboy

Player	Seasons	Games
Bob Hayes.....	1965-66	8
Drew Pearson.....	1973-74	6
CeeDee Lamb.....	2020-21	5
Michael Gallup.....	2019-20	4
Herschel Walker.....	1986-87	3



41%

CeeDee Lamb recorded 455 yards after the catch in 2021, which make up 41.2% of his total receiving output (1,102 yards).

★ NO SILENCING THIS LAMB ★

CeeDee Lamb started his Cowboys career loudly, passing Bob Hayes (46) and establishing a franchise record for the most receptions by a Cowboys rookie (74). He continued to make noise in 2021, and combined with his rookie record number, **Lamb now has 150 catches in his first two seasons - the most by any Cowboys player in the first two seasons of a career:**

Most Receptions by a Cowboy in First Two Seasons

Player	Seasons	Rec
CeeDee Lamb.....	2020-21	150
Herschel Walker.....	1986-87	131
Jason Witten.....	2003-04	122
Bob Hayes.....	1965-66	110

Lamb exceeded 1,000 scrimmage yards in each of his first two NFL seasons, becoming one-of-six Cowboys players - and the only wide receiver - in franchise history to start a career with consecutive 1,000-yard seasons:

Player 1,000-Yd Seasons to Begin Career

Emmitt Smith.....	13 Seasons (1990-2002)
Ezekiel Elliott*.....	6 Seasons (2016-2021)
Tony Dorsett.....	5 Seasons (1977-81)
Herschel Walker.....	3 Seasons (1986-88)
CeeDee Lamb*.....	2 Seasons (2020-21)
Don Perkins.....	2 Seasons (1961-62)

*active streaks

Lamb eclipsed 1,000 receiving yards (1,102) in his second season, becoming the 35th Cowboys player to hit the 1,000-yard mark in team history:

Most Single-Season Receiving Yards - Cowboys History

Player	Yards	Player	Yards
1. Michael Irvin, 1995.....	1,603	10. Dez Bryant, 2013.....	1,233
2. Michael Irvin, 1991.....	1,523	11. Bob Hayes, 1966.....	1,232
3. Michael Irvin, 1992.....	1,396	12. Amari Cooper, 2019...	1,189
4. Dez Bryant, 2012.....	1,382	13. Michael Irvin, 1997....	1,180
5. Terrell Owens, 2007....	1,355	14. Terrell Owens, 2006...	1,180
6. Michael Irvin, 1993.....	1,330	15. Terry Glenn, 2005.....	1,136
7. Miles Austin, 2009.....	1,320	16. Amari Cooper, 2020....	1,114
8. Dez Bryant, 2014.....	1,320		
9. Michael Irvin, 1994.....	1,241		

20. CeeDee Lamb, 2021. 1,102

★ CEEDEE'S MOVES ★

CeeDee Lamb was a game-breaking wide receiver after the catch point in college, and he has carried that skill set over to the NFL ranks, ranking ninth in the league in yards after the catch (YAC) at the wide receiver position in 2021:

Wide Receivers with the Most YAC in 2021

Player	YAC	Player	YAC
Cooper Kupp.....	846	Mecole Hardman.....	502
Deebo Samuel.....	772	Justin Jefferson.....	482
Ja'Marr Chase.....	651	CeeDee Lamb.....	455
Davante Adams.....	613	Hunter Renfrow.....	452
Chris Godwin.....	586	Tyreek Hill.....	444
Diontae Johnson.....	527	Jaylen Waddle.....	439

★ LAMB CHOPS UP DEFENSES ★

CeeDee Lamb's elusivity is matched by his toughness, as he ranked fifth in the NFL with 167 receiving yards-after-contact by a wide receiver in 2021:

Wide Receiver Receiving Yards-After-Contact in 2021

Player	YACO	Player	YACO
Ja'Marr Chase.....	243	Laviska Shenault.....	163
Cooper Kupp.....	214	D.J. Moore.....	156
Deebo Samuel.....	203	Davante Adams.....	150
Chris Godwin.....	187	Justin Jefferson.....	148
CeeDee Lamb.....	167	Darnell Mooney.....	147

★ SLOT SNAPS ★

The Cowboys have a group of versatile wide receivers who can line up at any of the receiver positions on offense, making the group hard to game plan for defensively. Here is a look at how each of the Cowboys receivers lined up in 2021:

Wide Receiver Snaps by Alignment

Player	Slot Snps	Slot%	Wide Snps	Wide%
Cedrick Wilson.....	342	90.2%	36	9.5%
CeeDee Lamb.....	250	42.4%	332	56.4%
Amari Cooper.....	162	28.6%	404	71.4%
Malik Turner.....	42	60.9%	26	37.7%
Michael Gallup.....	28	8.0%	322	92.0%
Noah Brown.....	27	15.6%	146	84.4%

★ QUADFECTA ★

Dallas had four wide receivers record 100-yard receiving games in 2020 - tied for second-most in the NFL (Houston, five) - and had four receivers that reached the mark in 2021 - the ninth instance in team history where four different players on offense had 100-yard receiving games (2021, 2020, 2012, 2010, 2009, 2008, 2004, 1993, 1985).

The four receivers that surpassed the century mark in 2021 are Amari Cooper (two), CeeDee Lamb (three), Michael Gallup (one) and Cedrick Wilson (two):

Cowboys with 100 Receiving Yards in a Game in 2021

Player	Position	100-Yd Gms
CeeDee Lamb.....	WR	3
Amari Cooper.....	WR	2
Cedrick Wilson.....	WR	2
Michael Gallup.....	WR	1

Dallas was one-of-five teams in 2021 to have four different players each have a 100-yard receiving game, joining Buffalo (five players), Las Vegas (five), Tampa Bay (four) and Tennessee (four).

110.3 Dallas had the best red zone passer rating in 2021, recording a 110.3 rating with 28 touchdowns and one interception when throwing the ball in the red zone.

★ SERGEANT SCHULTZ ★

We know nothing, other than the Dallas offense has been one of the most efficient units at moving the chains on third down, converting 43.4% of its third down tries - 11th-best in the league. A big part of that success stems from tight end Dalton Schultz's ability to find open holes in the middle of the opposing defense and present a window for Cowboys QBs to throw the ball, **finishing third among all tight ends with 61 catches on 76 targets against zone coverage** in 2021:

Tight End Receptions against Zone Coverage in 2021

Player	Tgt	Rec	Yards	Rec%
Mark Andrews.....	101	69	925	68.3%
Travis Kelce.....	84	63	838	75.0%
Dalton Schultz.....	76	61	655	80.3%
George Kittle.....	72	55	725	76.4%
Zach Ertz.....	77	54	600	70.1%

Schultz also had 12 first down receptions on third downs in 2021 - a total which ranks second on the Cowboys and is tied for sixth among all tight ends:

Tight End First Downs Receptions on Third Down in 2021

Player	1stD	Player	1stD
Travis Kelce.....	19	Kyle Pitts.....	13
Mark Andrews.....	15	Dalton Schultz.....	13
Pat Freiermuth.....	14	Dallas Goedert.....	12
Hunter Henry.....	14	Three players.....	11
Mike Gesicki.....	13		

★ RECEPTION AFICIONADO ★

Dalton Schultz caught 78 passes for 808 yards in 2021, **becoming only the second Cowboys tight end to record 70 catches in a season along with Jason Witten**, who did it nine times in his career.

Tight End Receptions in a Season - Cowboys History

Player	Season	Rec	Yds	TD
Jason Witten.....	2012	110	1,039	3
Jason Witten.....	2007	96	1,145	7
Jason Witten.....	2009	94	1,030	2
Jason Witten.....	2010	94	1,002	9
Jason Witten.....	2004	87	980	6
Jason Witten.....	2008	81	952	4
Jason Witten.....	2011	79	942	5
Dalton Schultz.....	2021	78	808	8
Jason Witten.....	2015	77	713	3
Jason Witten.....	2013	73	851	8

Schultz also converted a first down on 55.1% of his catches in 2021, which is the 12th-highest percentage by a Cowboys tight end in a single season:

First Down Reception Pct. by a Cowboys Tight End

Player	1stD%	Player	1stD%
Jason Witten, 2014.....	75.0%	Jason Witten, 2013.....	60.3%
Jay Novacek, 1994.....	70.2%	Jason Witten, 2011.....	59.5%
Jay Novacek, 1995.....	64.5%	Jason Witten, 2007.....	58.3%
Jay Novacek, 1991.....	62.7%	Jason Witten, 2006.....	57.8%
Jason Witten, 2008.....	61.7%	Jay Novacek, 1993.....	56.8%
Jason Witten, 2005.....	60.6%	Dalton Schultz, 2021.....	55.1%

Additionally, Schultz's eight touchdown catches in 2021 tied for the third-most by a Cowboys tight end in a single season:

Tight End TD Catches in a Season - Cowboys History

Player	Season	TDs
Billy Joe Dupree.....	1978	9
Jason Witten.....	2010	9
Dalton Schultz.....	2021	8
Jason Witten.....	2013	8
Billy Joe Dupree.....	1980	7
David LaFleur.....	1999	7
Jason Witten.....	2007	7

★ OFFENSIVE LINE SHUFFLE ★

Dallas started eight different offensive line combinations in 2020 due to injuries across the offensive front. The chart below shows the average age and experience of the Cowboys expected offensive line going into Week 1 versus the starting combination in each week of the season:

Expected Offensive Line Entering 2021 Season					
	LT	LG	C	RG	RT
Age	T. Smith	C. Williams	T. Biadasz	Z. Martin	L. Collins
Exp.	30	24	23	30	28
	11	4	2	8	7
Avg. Age -	27.0 years				
Avg. Exp.-	6.4 years				
Offensive Line in Week 1 at Tampa Bay					
	LT	LG	C	RG	RT
Age	T. Smith	C. Williams	T. Biadasz	C. McGovern	L. Collins
Exp.	30	24	23	23	28
	11	4	2	3	7
Avg. Age -	25.6 years				
Avg. Exp.-	5.4 years				
Offensive Line in Week 2 at LA Chargers					
	LT	LG	C	RG	RT
Age	T. Smith	C. Williams	T. Biadasz	Z. Martin	T. Steele
Exp.	30	24	23	30	24
	11	4	2	8	2
Avg. Age -	26.2 years				
Avg. Exp.-	5.4 years				
Offensive Line in Week 3 vs. Philadelphia					
	LT	LG	C	RG	RT
Age	T. Smith	C. Williams	T. Biadasz	Z. Martin	T. Steele
Exp.	30	24	23	30	24
	11	4	2	8	2
Avg. Age -	26.2 years				
Avg. Exp.-	5.4 years				
Offensive Line in Week 4 vs. Carolina					
	LT	LG	C	RG	RT
Age	T. Smith	C. Williams	T. Biadasz	Z. Martin	T. Steele
Exp.	30	24	23	30	24
	11	4	2	8	2
Avg. Age -	26.2 years				
Avg. Exp.-	5.4 years				
Offensive Line in Week 5 vs. N.Y. Giants*					
	LT	LG	C	RG	RT
Age	T. Smith	C. Williams	T. Biadasz	Z. Martin	T. Steele
Exp.	30	24	23	30	24
	11	4	2	8	2
Avg. Age -	26.2 years				
Avg. Exp.-	5.4 years				
Offensive Line in Week 6 at New England*					
	LT	LG	C	RG	RT
Age	T. Smith	C. Williams	T. Biadasz	Z. Martin	T. Steele
Exp.	30	24	23	30	24
	11	4	2	8	2
Avg. Age -	26.2 years				
Avg. Exp.-	5.4 years				
Offensive Line in Week 7 at Minnesota					
	LT	LG	C	RG	RT
Age	T. Smith	C. Williams	T. Biadasz	Z. Martin	T. Steele
Exp.	30	24	23	30	24
	11	4	2	8	2
Avg. Age -	26.2 years				
Avg. Exp.-	5.4 years				
Offensive Line in Week 8 vs. Denver					
	LT	LG	C	RG	RT
Age	T. Steele	C. Williams	T. Biadasz	Z. Martin	L. Collins
Exp.	24	24	23	30	28
	2	4	2	8	7
Avg. Age -	25.8 years				
Avg. Exp.-	4.6 years				

★ OFFENSIVE LINE SHUFFLE, cont. ★

Offensive Line in Week 9 vs. Atlanta					
	LT	LG	C	RG	RT
	T. Steele	C. Williams	T. Biadasz	Z. Martin	L. Collins
Age	24	24	23	30	28
Exp.	2	4	2	8	7
Avg. Age -	25.8 years				
Avg. Exp.-	4.6 years				
Offensive Line in Week 11 at Kansas City					
	LT	LG	C	RG	RT
	T. Steele	C. McGovern	T. Biadasz	Z. Martin	L. Collins
Age	24	23	23	30	28
Exp.	2	3	2	8	7
Avg. Age -	25.6 years				
Avg. Exp.-	4.4 years				
Offensive Line in Week 12 vs. Las Vegas					
	LT	LG	C	RG	RT
	T. Smith	C. McGovern	T. Biadasz	Z. Martin	T. Steele
Age	30	23	23	30	24
Exp.	11	3	2	8	2
Avg. Age -	26 years				
Avg. Exp.-	5.2 years				
Offensive Line in Week 13 at New Orleans					
	LT	LG	C	RG	RT
	T. Smith	C. McGovern	T. Biadasz	Z. Martin	L. Collins
Age	30	23	23	30	28
Exp.	11	3	2	8	7
Avg. Age -	26.8 years				
Avg. Exp.-	6.2 years				
Offensive Line in Week 14 at Washington					
	LT	LG	C	RG	RT
	T. Smith	C. McGovern	T. Biadasz	Z. Martin	L. Collins
Age	30	23	23	30	28
Exp.	11	3	2	8	7
Avg. Age -	26.8 years				
Avg. Exp.-	6.2 years				
Offensive Line in Week 15 at N.Y. Giants					
	LT	LG	C	RG	RT
	T. Steele	C. Williams	T. Biadasz	Z. Martin	L. Collins
Age	24	24	23	30	28
Exp.	2	4	2	8	7
Avg. Age -	25.8 years				
Avg. Exp.-	4.6 years				
Offensive Line in Week 16 vs. Washington					
	LT	LG	C	RG	RT
	T. Steele	C. Williams	T. Biadasz	Z. Martin	L. Collins
Age	24	24	23	30	28
Exp.	2	4	2	8	7
Avg. Age -	25.8 years				
Avg. Exp.-	4.6 years				
Offensive Line in Week 17 vs. Arizona					
	LT	LG	C	RG	RT
	T. Smith	C. Williams	T. Biadasz	Z. Martin	L. Collins
Age	30	24	23	30	28
Exp.	11	4	2	8	7
Avg. Age -	27.0 years				
Avg. Exp.-	6.4 years				
Offensive Line in Week 18 at Philadelphia					
	LT	LG	C	RG	RT
	T. Steele	C. Williams	T. Biadasz	Z. Martin	L. Collins
Age	24	24	23	30	28
Exp.	2	4	2	8	7
Avg. Age -	25.8 years				
Avg. Exp.-	4.6 years				

4.9%

Dallas' offensive line yielded a sack on 4.9% of Dallas' dropbacks in 2021 (33-of-680) - the sixth-best sack rate in the league.

★ EXCLUSIVE COMPANY ★

The Cowboys are the first team in NFL history to finish a season with a 4,000-yard passer (Dak Prescott, 4,429), a 1,000-yard rusher (Ezekiel Elliott, 1,002), a 1,000-yard receiver (CeeDee Lamb, 1,102) a 10.0-sack player (Micah Parsons, 13.0) and a 10-interception player (Trevon Diggs, 11):

4,000-Yard Passer:Dak Prescott, 4,449
1,000-Yard Rusher:Ezekiel Elliott, 1,002
1,000-Yard Receiver:CeeDee Lamb, 1,102
10.0-Sack Player:Micah Parsons, 13.0
10-Interception Player:Trevon Diggs, 11

★ POINTS AND TAKEAWAYS ★

Dallas finished 2021 with a league-leading 530 points and a league-best 34 takeaways, **becoming the sixth team since the NFL Merger to lead the league in both scoring and takeaways:**

Teams to Lead NFL in Scoring and Takeaways Since 1970

Team	Season	Takeaways	Points
Dallas	2021	34	530
Carolina.....	2015	39	500
Green Bay.....	2011	38	560
Washington.....	1983	61	541
Buffalo.....	1975	45	420
Dallas	1971	51	406

★ SPREADING THE WEALTH ★

Dallas had four different players tally at least six receiving touchdowns in 2021, marking **the first time in franchise history that Dallas had four players with at least six touchdowns through the air:**

Cowboys Touchdown Receptions in 2021

Player	TD Rec
Amari Cooper.....	8
Dalton Schultz.....	8
CeeDee Lamb.....	6
Cedrick Wilson.....	6
Malik Turner.....	3
Ezekiel Elliott.....	2
Michael Gallup.....	2
Blake Jarwin.....	2
Corey Clement.....	1
Sean McKeon.....	1
Terence Steele.....	1

Cowboys Teams with Three-Plus Players with Six TD Rec

Season	Players w/ 6 Rec TD	Season	Players w/ 6 Rec TD
2021	4	2005.....	3
2011.....	3	1985.....	3
2010.....	3	1980.....	3
2007.....	3	1967.....	3

★ CHEWING UP TURF ★

Dallas finished 2021 first in the NFL in net yards, racking up 6,919 net yards on the year - a total that ranks fifth all-time in a season in NFL history:

Most Net Yards in a Single Season - NFL History

Team/Season	Rush Yds	Pass Yds	Tot Yds
New Orleans, 2011.....	2,127	5,347	7,474
Denver, 2013.....	1,873	5,444	7,317
St. Louis, 2000.....	1,843	5,232	7,075
Miami, 1984.....	1,918	5,018	6,936
Dallas, 2021	2,119	4,800	6,919

★ POINTS PARTY ★

Dallas scored points in record setting fashion in 2021, leading the league and establishing a franchise high with 530 total points:

Dallas Cowboys Most Points in a Season

Season	Pts	Season	Pts
2021	530	1966.....	445
1983.....	479	2013.....	439
2014.....	467	1995.....	435
2007.....	455	2019.....	434
1980.....	454	1968.....	431

Dallas' point total ranks 12th all-time in single-season NFL history:

Most Points in a Season - NFL History

Team/Season	Pts	Team/Season	Pts
Denver, 2013.....	606	New Orleans, 2011.....	547
New England, 2007.....	589	Washington, 1983.....	541
Kansas City, 2018.....	565	Atlanta, 2016.....	540
Green Bay, 2011.....	560	St. Louis, 2000.....	540
New England, 2012.....	557	Baltimore, 2019.....	531
Minnesota, 1998.....	556	Dallas, 2021	530

The Cowboys started the scoring barrage early in their 17 games this year, tying for the league-lead in first quarter points (130):

Most First Quarter Points in 2021 - NFL

Team	Pts	Team	Pts
Dallas	130	Arizona.....	106
Kansas City.....	130	Buffalo.....	102
Indianapolis.....	107	Carolina.....	95
Tampa Bay.....	107	Miami.....	93

Dallas' 130 first quarter points in 2021 were more than any other team in franchise history and are tied for 10th league-wide in a single season since at least 1991 when the data became available.

Additionally, Dallas had five games with 40-plus points in 2021, which were the second-most games with at least 40-plus points in a season in league history behind eight teams who recorded six such games in a season. Included in those five games for Dallas were **two games of 50-plus points, which tied for the second-most 50-point games in a season** in team history:

Most 50-Point Games in a Season Cowboys History

Season	50-Point Gms
1966.....	3
2021	2
1980.....	2

★ MARGIN OF VICTORY ★

Dallas had 12 wins in 2021, and the Cowboys won those 12 games by an average of 17.0 points - the third-largest margin of victory in the NFL:

Largest Margin of Victory in 2021

Team	Wins	Avg. Margin of Victory
Buffalo.....	11	22.1
New England.....	10	21.4
Dallas	12	17.0
Philadelphia.....	9	16.4
Denver.....	7	16.3

★ HALFTIME LEADS = WINS ★

Dallas took a lead into halftime nine times in 2021, and in those nine games, the Cowboys went 9-0. Conversely, Dallas was trailing at halftime in eight games and went 3-5 in those contests.

Most Wins When Leading at Halftime in 2021

Team	Winning at Half (Home)	Winning at Half (Road)	Winning at Half
Arizona.....	3-0	7-0	10-0
Green Bay.....	6-0	4-0	10-0
Tampa Bay.....	7-0	3-0	10-0
Dallas	4-0	5-0	9-0
Buffalo.....	4-1	5-1	9-2
Indianapolis.....	4-2	5-1	9-3

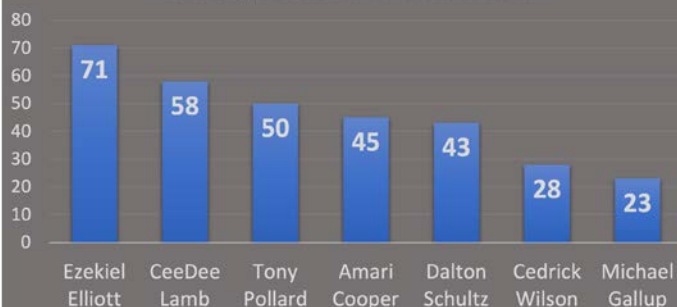
★ FIRST DOWN COWBOYS ★

In 2020 the Cowboys recorded the seventh-most first downs (371) and ranked sixth in 2021 with 390 first downs gained:

2021 NFL Team First Down Leaders - Offense

Team	Rush	Pass	Pen	Total
Kansas City	119	267	33	419
Tampa Bay	106	273	25	404
LA Chargers	112	256	33	401
Buffalo	134	236	28	398
Baltimore	159	209	26	394
Dallas.....	111	248	31	390

Cowboys Leaders in First Downs



★ DYNAMITE OFFENSE ★

The Cowboys offensive production was correlated in large part to its ability to produce explosive plays (10-plus yards) in 2020. Dallas racked up 238 explosive plays in 2020 - the sixth-most by any offense in the NFL, and **led the NFL in 2021 with 254**:

Explosive Plays (10-Plus Yards) - 2021 NFL

Team	10+ Rush	10+ Pass	Tot 10+	10+ TD
Dallas.....	54	18	254	23
LA Chargers.....	45	208	253	25
Kansas City	53	196	249	18
Tampa Bay	39	208	247	24
Buffalo	60	182	242	23

★ SCORING DRIVES ★

Dallas was one of the best teams at scoring points in 2021, posting 84 scoring drives on the year - tied for second in the NFL:

Most Scoring Drives in 2021

Team	Scoring Drives	Avg. Plays	Avg. Yards	Avg. Time
Tampa Bay.....	86	7.98	61.3	3:28
Buffalo	84	8.24	57.5	3:43
Dallas.....	84	8.08	59.5	3:20
New England	84	8.19	55.4	3:51
LA Rams	83	8.23	60.2	3:47
Cincinnati	81	7.53	58.6	3:34
Kansas City	81	8.80	60.2	4:10
Arizona/LA Chargers	80	--	--	--

Dallas had six touchdown drives of 70-plus yards against Washington (12/26) - the most touchdown drives of that length in a single-game by any Cowboys team since at least 2001.

★ POINTS OFF TAKEAWAYS ★

In 2021 NFL teams turned the ball over 706 times, and their opponents have scored 2,220 points off those takeaways. Dallas pilfered 119 points off 34 takeaways in 2021 (second).

Most Points Off Takeaways - 2021 NFL

Team	Takeaways	Points	Pct of Tot Pts Scored on TAs
Indianapolis	33	122	27.7%
Dallas.....	34	119	22.5%
Arizona	27	112	24.9%
Green Bay	26	102	22.7%
New England	30	101	21.9%

★ CHURNING OUT YARDS ★

Dallas averaged 407.0 yards-per-game in 2021 - most in the league - and part of the offense's success stemmed from converting third downs and staying on the field, leading to the second-most offensive plays run this year (1,153):

Dallas Cowboys Yards-Per-Play in 2021

1st Down	2nd Down	3rd Down	4th Down
5.61	6.42	6.15	6.13
Rank: 15th	Rank: 2nd	Rank: 8th	Rank: 8th

The Cowboys finished third in the NFL by averaging 6.00 yards-per-play in 2021:

Team	YPP	Team	YPP
San Francisco	6.11	LA Chargers	5.88
Tampa Bay	6.06	Cincinnati.....	5.87
Dallas	6.00	Green Bay	5.80
LA Rams	5.98	Seattle	5.77
Kansas City	5.95	Las Vegas.....	5.72

★ TOUCHDOWNS GALORE ★

The Dallas Cowboys put on a scoring bonanza in 2021, with **22 different players scoring a touchdown on the year, which was the most players to score a touchdown in a single season in team history and the most in NFL history**. The 1968, 1980, 1983, 1987 and 2001 Cowboys teams are second with 16 players.

Below is the list of Cowboys players who have reached the end zone for the Cowboys this season:

Cowboys Touchdowns, 2021 Season

Player	TD	Player	TD
Ezekiel Elliott	12	Anthony Brown	1
Amari Cooper.....	8	Corey Clement.....	1
Dalton Schultz.....	8	Chauncey Golston	1
CeeDee Lamb.....	6	JaQuan Hardy	1
Cedrick Wilson.....	6	DeMarcus Lawrence.....	1
Tony Pollard	3	Sean McKeon	1
Malik Turner	3	Dak Prescott.....	1
Trevon Diggs	2	Ito Smith	1
Michael Gallup.....	2	Terence Steele.....	1
Blake Jarwin	2	Carlos Watkins	1
Dorance Armstrong.....	1	Nahshon Wright.....	1

★ YARDS AFTER THE CATCH - YAC ATTACK ★

Dallas exploited defenses for the 11th-most yards after the catch in the NFL in 2020 with 2,053 YAC - 45.5% of their total passing output (4,511 gross yards). The YAC total was the sixth-most by a Cowboys offense since 1992 when the stat began to be tracked, with the highest figure coming in 2009 (2,340). Dallas ranked eighth with 2,269 YAC in 2021:

DALLAS COWBOYS YARDS AFTER THE CATCH 2020-21



★ 11 PERSONNEL ★

With the Cowboys having three game-breaking options at the wide receiver position, they relied heavily on their "11 personnel" (one running back, one tight end and three receivers) in 2020 - ranking fifth among all teams by running 71.5% of their offensive snaps from that formation grouping:

2020 Snap Percentage from "11 Personnel"

Team	Off Plays	11 Per.	11 Per. %
Cincinnati Bengals	1,040	783	75.3%
Pittsburgh Steelers	1,043	760	72.9%
Jacksonville Jaguars	997	721	72.3%
Kansas City Chiefs	1,057	761	72.0%
Dallas Cowboys	1,113	795	71.5%

In 2021, Dallas ran 718-of-1,153 offensive plays from 11 personnel, which at 62.3% ranked 14th among all teams. Below are the Cowboys personnel groupings in 2021 versus 2020:

	2020		2021	
	OffSnaps	Snap%	OffSnaps	Snap%
10 Personnel	22	2.0%	3	0.3%
11 Personnel	795	71.4%	718	62.3%
12 Personnel	236	21.2%	256	22.2%
13 Personnel	6	0.5%	7	0.7%
21 Personnel	10	0.9%	26	2.3%
22 Personnel	6	0.5%	25	2.2%

★ DRIVE FOR SIX ★

Over the previous five seasons (2016-20), Dallas ranked eighth in offensive touchdown percentage, driving for six on 24.3% of possessions, something the offense will need to improve in its drive for a sixth Super Bowl Championship.

Dallas scored a touchdown on 55-of-192 offensive possessions in 2021, a touchdown percentage of 28.6% (sixth).

Offensive TD Percentage, 2021

Team	Drives	TD%	Team	Drives	TD%
LA Chargers	175	32.0%	LA Rams	181	28.2%
Kansas City	168	31.5%	Arizona	179	27.9%
Tampa Bay	194	31.4%	New England	175	27.4%
Buffalo	186	30.1%	Cincinnati	190	27.4%
Green Bay	173	30.1%	Indianapolis	180	27.2%
Dallas	192	28.6%	San Francisco	183	26.2%

★ YARD DOGS ★

The Cowboys accumulated 515 yards of offense against the N.Y. Giants (10/10), their first 500-yard game in 2021 after compiling four 500-yard efforts in 2020 - tied with the 1966, 1978 and 2019 squads for the most such games in franchise history.

In the Cowboys 515-yard performance were 314 passing yards and 201 rushing yards, marking the **sixth time in team history a Cowboys offense posted 300 yards through the air and 200 yards on the ground in the same game** - the first time since 1983:

Dallas Cowboys Games with 300 Pass Yds, 200 Rush Yds

Opp, Date	Rush Yds	Pass Yds	Tot Yds
vs. NYG, 10/10/21	201	314	515
vs. Phi, 10/16/83	212	310	522
vs. Bal, 9/4/78	278	305	583
vs. Stl, 9/30/73	250	328	578
vs. Hou, 12/20/70	208	341	549
vs. Phi, 10/9/66	212	440	652

★ NO NEGATIVES ★

The Cowboys offense recorded the second-fewest plays that gained negative yardage in 2021, with only 79 on the season:

Team	Neg Rush	Neg Pass	Sack	Total
Kansas City	47	9	22	78
Dallas	44	5	30	79
Green Bay	45	7	28	80
LA Rams	42	7	31	80
Jacksonville	37	14	30	81

★ WE'RE GOING STREAKING ★

The Dallas Cowboys recorded a four-game streak with 400 yards and 30 points from 12/31/18 at the N.Y. Giants through 9/22/19 against New Orleans - tied for eighth in NFL history. The Arizona Cardinals are the most recent team to record a four-game streak, starting in the first game of 2021 at Tennessee (9/3) through the game on 10/3 at the LA Rams:

All-time Streaks of 400 Yds and 30 Pts

Team	Streak	Yds	Pts	W-L
Denver	10 games (12/23/12 - 10/27/13)	467.6	41.5	9-1
New England	9 games (12/31/06 - 10/28/07)	436.6	41.2	9-0
St. Louis	8 games (12/5/99 - 9/17/00)	478.1	34.8	7-1
New England	6 games (1/2/11 - 10/9/11)	496.3	33.8	5-1
Philadelphia	5 games (10/25/53 - 11/21/53)	493.2	40.8	5-0
Oakland	5 games (10/27/68 - 11/24/68)	501.2	37.8	5-0
San Francisco	5 games (11/20/94 - 12/17/94)	460.2	39.2	5-0
Arizona	5 games (10/11/20 - 11/15/20)	469.6	33.6	4-1
Tennessee	5 games (11/22/20 - 12/20/20)	444.0	37.4	4-1
Dallas	4 games (12/31/18 - 9/22/19)	465.8	33.3	4-0
Dallas	4 games (9/20/20 - 10/11/20)	515.0	40.8	2-2
Many teams	4 games	--	--	--

The Cowboys recorded another four-game streak with 400 yards and 30 points in 2020 (vs. Atlanta, 9/20 - vs. NYG, 10/11) - tied with the four games in 2019 for the most games in team history - and added a three-game bender with 400 yards and 30 points this year, starting vs. Carolina, 10/3/21 through at New England, 10/17/21:

Team	Streak	Games	Pts	Yds
Dallas	12/30/18 - 9/22/19	4	133	1,863
Dallas	9/20/20 - 10/11/20	4	163	2,060
Dallas	10/1/17 - 20/22/17	3	101	1,349
Dallas	10/3/21 - 10/17/21	3	115	1,515

The three-game streak from 2021 is broken down below:

Opp, Date	Yards	Points
vs. Carolina, 10/3/21	433	36
vs. N.Y. Giants, 10/10/21	515	44
at New England, 10/17/21	567	35

★ JUMBO TOUCHDOWNS ★

Against Washington (12/26), Dallas had touchdowns from an offensive lineman and a defensive lineman in the same game for the first time in franchise history when defensive end DeMarcus Lawrence intercepted a pass and returned it 40 yards for a touchdown and then tackle Terence Steele caught a touchdown after reporting eligible.

Steele's touchdown reception was the first touchdown catch by a Cowboys offensive lineman in team history (Rayfield Wright caught a touchdown in 1968 as a backup tight end before he was moved to right tackle and became the starter in 1969).

Dallas added a punt block touchdown in the game against Washington, scoring a touchdown in all three phases of the game for the first time since at Philadelphia (11/11/12).

★ IF UR NOT 1ST, UR LAST ★

The Cowboys compiled 13 first downs in the first quarter at the LA Chargers (9/19) and tallied 14 first downs the next week against Philadelphia (9/27). The 14 first downs are a franchise high dating as far back as 1970, and Dallas is the first NFL team to accomplish the feat in consecutive games and the second to gain 13-plus first downs multiple times in one season (2018 LA Rams).

Most First Quarter First Downs, Single-Game Since 1970

Team	Opp, Date	Tot1st
LA Rams	vs. KC, 11/19/18	15
Dallas	vs. Phi, 9/27/21	14
New Orleans	vs. Min, 12/25/20	14
LA Rams	vs. LAC, 9/23/18	14
Atlanta	vs. KC, 12/4/16	14
LA Chargers	vs. LV, 10/31/04	14
Dallas	at LAC, 9/19/21	13

Dallas tallied 390 first downs in 2021, the most in a season in team history, post merger:

Most First Downs in a Season, Cowboys Since 1970

Season	1stD	Season	1stD
2021	390	2020	371
2019	379	1995	364



11

Trevon Diggs tied a single season team record with his 11th interception of 2021 against Washington (12/26). He is only the third Cowboy ever to record double-digit INTs in a season and his season total is tied for 14th in NFL history.

★ BELIEVE IN YOURSELF ★

Trevon Diggs made the leap in his second season, leading the NFL with 11 interceptions in 2021. His six-game interception streak is the longest in team history in the Super Bowl era:

Longest INT Streak, Cowboys History Post Merger

Player	Games	Streak Dates	Tot. INT
T. Diggs	6	9/9/21 - 10/17/21	6
D. Thurman	4	9/22/85 - 10/13/85	4
M. Downs	4	12/4/83 - 9/3/84	4
C. Waters	4	12/3/72 - 9/16/73	4
C. Waters	4	12/12/70 - 9/26/71	5
Many others tied	3	--	--

Dating back before the NFL Merger and to the inception of the Cowboys franchise, Don Bishop recorded an interception in each of the first five games of the 1961 season, which is now the second-longest streak in team history behind Diggs:

Player	Games, Dates of Streak	Total INT
Trevon Diggs...	6 (at TB, 9/9/21 - at NE, 10/17/21)	7
Don Bishop	5 (vs. Pit, 9/17/61 - vs. Phi, 10/15/61)	6

The longest streak at any point in a season in NFL history, post merger, is six games, prior to Diggs, most recently accomplished by Brian Russell in 2003:

Longest INT Streaks in a Season, Super Bowl Era

Player	Season	Games	Player	Season	Games
T. Diggs	2021	6	J. Byrd	2009	5
B. Russell	2003	6	C. Bailey	2005	5
D. Evans	2001	6	T. Parrish	2003	5
B. Wilburn	1987	6	E. Turner	1996	5
L. Hayes	1980	6	R. Buchanan	1994	5
E. Hayes	1980	6	A. Lewis	1993	5
L. Parrish	1978	6	J. Allen	1980	5
M. Blount	1975	6	G. Barbaro	1980	5
X. Howard	2020	5	L. Hayes	1979	5
J.C. Jackson	2020	5	K. Riley	1975	5
K. Coleman	2015	5	E. Thomas	1973	5
R. Nelson	2015	5			

★ CAN YOU DIGG(S) IT? ★

Diggs' ball-hawking skills reached new heights in his second NFL season, as he led the team with 21 pass breakups and 11 interceptions and had at least one in each of the first six games of 2021. Diggs is the first Cowboys defender to have an interception in the first six games of a season, which **ties the longest interception streak to start a season in NFL history**:

Longest INT Streaks to Start a Season, NFL History

Player	Season	Games	Player	Season	Games
T. Landry	1951	6	P. Jaquess	1964	5
B. Wilburn	1987	6	C. Karilivacz	1957	5
B. Russell	2003	6	L. Parrish	1979	5
T. Diggs	2021	6	W. Sherman	1655	5
D. Bishop	1961	5	B. Smith	1949	5
J. Davis	1950	5			

Diggs' 11 interceptions in his second NFL season tied Everson Walls (1981) for the most in a single-season in team history and made him **one-of-three Cowboys to record double-digit interceptions** in a single season:

Most Single-Season INTs in Cowboys History

Player	Season	INTs	Player	Season	INTs
Trevon Diggs	2021	11	Michael Downs	1981	7
Everson Walls	1981	11	Cornell Green	1967	7
Mel Renfro	1969	10	Cornell Green	1963	7
Dennis Thurman	1981	9	Mel Renfro	1964	7
Everson Walls	1985	9	Mel Renfro	1967	7
Don Bishop	1961	8	Everson Walls	1982	7
Michael Downs	1984	7	Many players tied ...	--	6

He is the third Cowboys defender (fifth instance) to lead the NFL in interceptions in a season and the first since Everson Walls did it in 1985:

Cowboys Defenders to Lead NFL in INTs

Player	Season	INTs	Player	Season	INTs
Trevon Diggs	2021	11	Everson Walls	1981	11
Everson Walls	1985	9	Mel Renfro	1969	10
Everson Walls	1982	7			

★ DIGGING DEEPER ★

Trevon Diggs finished 2021 with 11 interceptions in 16 games - tied for fourth in the Super Bowl era in a season:

Most Interceptions in a Single Season NFL History, 1970-2021

Player/Season	INT	Player/Season	INT
Lester Hayes, 1980	13	Bill Bradley, 1971	11
Mike Reinfeldt, 1979	12	Trevon Diggs, 2021	11
Emmitt Thomas, 1974	12	Everson Walls, 1981	11
Mel Blount, 1975	11	19 players tied	10

There have only been 13 players in NFL history with more than 11 interceptions in a single season and only three since the merger:

Player/Season	INT	Player/Season	INT
Night Train Lane, 1952	14	Paul Krause, 1964	12
Lester Hayes, 1980	13	Woodley Lewis, 1950	12
Spec Sanders, 1950	13	Bob Nussbaumer, 1949	12
Dan Sandifer, 1948	13	Dainard Paulson, 1964	12
Jack Christiansen, 1953	12	Mike Reinfeldt, 1979	12
Don Doll, 1950	12	Emmitt Thomas, 1974	12
Fred Glick, 1963	12	Trevon Diggs, 2021	11

★ INTERCEPTION INCEPTION ★

Trevon Diggs was among the best defenders in the NFL in 2021, as he led the league in interceptions (11) and was second in pass breakups (21):

2021 Interception Leaders - NFL

Player	INT	PBU	Player	INT	PBU
Trevon Diggs	11	21	Quandre Diggs	5	7
J.C. Jackson	8	23	Rasul Douglas	5	13
Amani Oruwariye	6	11	Xavien Howard	5	15
Kevin Byard	5	13	Micah Hyde	5	10
Xavier McKinney	5	11	Jordan Poyer	5	9

★ MAKING A SPLASH ★

Trevon Diggs' impact can be measured by more than interceptions, as he has been one of the leaders on the Dallas defense in splash plays (plays that have a high impact on the game). For this purpose, splash plays are defined as:

- Sacks
- Tackle for loss (non sack)
- Heavy QB pressure leading to throw aways
- Run stuff (no gain)
- Pass stuff (no gain)
- Interception
- Forced fumble
- Fumble recovery
- Pass defended
- Third/fourth down stop

2021 Cowboys Splash Play Leaders

Player	Snaps	Splash Pls	SnP/Splsh
Micah Parsons	851	52	16.4
Trevon Diggs	952	36	26.4
Jayron Kearse	950	36	26.4
Jourdan Lewis	753	30	25.5
Anthony Brown	983	28	35.1
DeMarcus Lawrence	256	19	13.5
Randy Gregory	410	17	24.1
Tarell Basham	586	16	37.8

Micah Parsons also made a high number of splash plays in 2021, and he leads all rookies in splash plays:

2021 Defensive Rookie Splash Play Leaders

Player	Snaps	Splash Pls	SnP/Splsh
Micah Parsons, Dal	851	52	16.4
J. Holland, Mia	858	28	31.2
Nick Bolton, KC	597	27	22.1
Azeez Ojulari, NYG	755	27	28.0
Tyson Campbell, Jac	833	25	33.3

★ NFC DEFENSIVE POTM ★

Trevon Diggs was named NFC Defensive Player of the Month for September, becoming just the third Cowboys defender and first defensive back to win the award for Dallas.

Diggs was a lock-down corner through three September games for Dallas, helping the Cowboys to a league-leading plus-five turnover differential and NFL-best eight takeaways in the opening month of 2021. Diggs tied for the NFL-lead with three interceptions - matching his career-high from his rookie campaign in 2020, and led all defensive players with six pass breakups in September. In the Week 3 Monday Night Football game against division rival Philadelphia, Diggs returned an interception 59 yards for a touchdown to break open the game, also registering three breakups in the contest and holding Jalen Hurts to a 36.8 passer rating when targeted.

He registered an interception in each of the first three games of the season, tied with Everson Walls (1985) for the longest streak to start a season in Cowboys history since the 1970 merger.

Dallas also ranked 10th in passing yards-per-game (277.3) at the conclusion of September largely on the strength of Diggs' play.

Dallas Cowboys to Win NFC Defensive POM

Player	Position	Season	Month
Trevon Diggs	CB	2021	September
DeMarcus Lawrence	DE	2017	September
Sean Lee	LB	2013	October
Sean Lee	LB	2011	September

★ NFC DEFENSIVE POTW ★

On the heels of his NFC Defensive Player of the Month honors, Trevon Diggs added another accolade to his resume, earning NFC Defensive Player of the Week after the Cowboys' 36-28 win over the Panthers.

Diggs recorded four tackles and two interceptions in the game, becoming the fourth player since 1990 and first Cowboy since 1970 with an interception in each of his team's first four games of a season. No other player had two interceptions in Week 4.

Diggs is the first Cowboys cornerback to earn the honor since Brandon Carr (Week 15, 2012).

★ WELCOME TO DIGGS ISLAND ★

Trevon Diggs proved himself to be a lock-down corner in his second NFL season, as he ranked ninth in burn percentage among players to allow a reception on 50%-or-fewer of targets against him and more than 10 pass breakups on the season:

NFL Defenders Burn Pct. <= 50% and >10 PBUs in 2021

Player	Tgt	Burn%	PBUs
A.J. Terrell, Atl	80	45.0%	16
Rasul Douglas, GB	64	46.9%	13
Xavien Howard, Mia	81	46.9%	15
D.J. Reed	70	47.1%	10
Kristian Fulton, Ten	59	47.5%	14
Marlon Humphrey, Bal	72	48.6%	13
Eric Stokes, GB	96	49.0%	14
J.C. Jackson, NE	97	49.5%	23
Trevon Diggs, Dal	99	50.5%	21

*min 50 targets against

Diggs' play was even more impressive when you consider quarterbacks targeted him the third-most in 2021, and among cornerbacks who played at least 400 coverage snaps (50%), he allowed the 10th-lowest passer rating against, per PFF:

NFL Cornerbacks Passer Rating Against in 2021

Player	Cvg Snps	Tgts	Passer Rate Agst
A.J. Terrell, Atl	571	80	47.5
J.C. Jackson, NE	560	97	47.8
Rasul Douglas, GB	466	64	49.6
Amani Oruwariye, Det	535	72	60.2
Jamel Dean, TB	488	63	60.7
Tre'Davious White, Buf	403	59	61.4
D.J. Reed, Sea	606	70	66.0
Kristian Fulton, Ten	476	59	69.6
Patrick Surtain II, Den	533	88	69.7
Trevon Diggs, Dal	652	99	71.7

★ DIGGING UP PBUs AND INTS ★

In 2020 Trevon Diggs tied for the ninth-most interceptions by a Cowboys rookie (three):

Player	Season	INTs	Player	Season	INTs
Everson Walls	1981	11	Terence Newman	2003	4
Michael Downs	1981	7	Trevon Diggs	2020	3
Mel Renfro	1964	7	Duane Hawthorne	1999	3
Mike Gaetche	1962	5	Tommy Haynes	1987	3
Derek Ross	2002	5	Lee Roy Jordan	1963	3
Charlie Waters	1970	5	Obert Logan	1965	3
Roy Williams	2002	5	Pat Watkins	2006	3

He was the first rookie since Byron Jones to lead the Cowboys in pass breakups (14) and only the third rookie overall to do so. Diggs was also the only rookie in team history to lead Dallas in PBUs and INTs outright. (Cowboys did not track PBUs before 1984).

Cowboys Rookies to Lead Defense in PBUs

Player	Season	PBUs	INTs
Trevon Diggs	2020	14	3
Byron Jones	2015	12	0
Derek Ross	2002	12	5*

*Ross tied for the team lead in INTs in 2002 (R. Williams)

Trevon Diggs intercepted two passes at Philadelphia (11/1/20) - the first time a Cowboys rookie defender recorded multiple interceptions since Sean Lee (12/5/10 at Indianapolis) and the 14th overall:

Cowboys Rookie Defenders with Multiple INTs in a Game

Player	Opp, Date	INTs
Terence Newman	at Was, 12/14/03	3
Trevon Diggs	at Phi, 11/1/20	2
Sean Lee	at Ind, 12/5/10	2
Derek Ross	at Det, 11/3/02	2
Everson Walls	vs. Buf, 11/9/81	2
Everson Walls	vs. Mia, 10/25/81	2
Everson Walls	vs. LAR, 10/18/81	2
Everson Walls	at NE, 9/21/81	2
Anthony Dickerson	vs. SF, 10/12/80	2
Charlie Waters	vs. Hou, 12/20/70	2
Cliff Harris	vs. NYG, 9/27/70	2
Mel Renfro	at Chi, 11/1/64	2
Lee Roy Jordan	at Pit, 10/27/63	2



20 Micah Parsons led the Cowboys and tied the league-lead with 20 tackles for loss - the most tackles for loss by a Cowboys linebacker since Sean Lee posted 13 TFLs in 2017.

★ THE LIONBACKER ★

The Cowboys drafted Micah Parsons with the 12th overall pick in the 2021 NFL Draft, adding a fast play maker to a defense that finished 28th in points/game allowed in 2020.

Parsons proved to be a versatile chess piece for Dallas, playing 301 run defense snaps, 307 pass rush snaps and 284 pass coverage snaps in 2021. *Pro Football Focus credited Parsons with 67 quarterback pressures on the season - ninth in the NFL* - largely due to eight pressures in Week 2 at the LA Chargers, a game in which Parsons moved from linebacker to defensive end because of injuries to other players on the Cowboys roster, and 10 pressures against Las Vegas (11/28).

Parsons' 10 pressures credited from PFF against Las Vegas were the most by a rookie in a game since Nick Bosa in 2019, and he generated a pressure on 21.8% of his rush opportunities in 2021.

Highest Pressure Percentage in 2021, per PFF

Player	Rushes	Pressures	Pressure%
Devin White	164	43	26.2%
Micah Parsons	307	67	21.8%
Jerome Baker	156	31	19.9%
Rashan Gary	463	81	17.5%
Dont'a Hightower	109	19	17.4%
Maxx Crosby	597	101	16.9%
Trey Hendrickson	454	75	16.5%
Shaq Barrett	485	75	15.5%

*min 100 pass rush snaps

Parsons also had the fourth-best run stop percentage among all linebackers in 2021 (min. 50% of team snaps in run defense):

Highest Run Stop Percentage in 2021, per PFF

Player	Run Snps	Stops	Stop%
Nick Bolton	283	34	12.0%
Denzel Perryman	330	37	11.2%
Zach Cunningham	264	28	10.6%
Micah Parsons	301	30	10.0%
Leighton Vander Esch	276	27	9.8%

* The PFF "Run Stop Percentage" focuses only on running plays and "stops" (tackles that constitute a "loss" for the offense).

★ THE PARSONS' GAMBIT ★

Micah Parsons lined up all over the defense for Dallas, and below are his snap counts by position, per PFF:

	DLine	LB	CB	S	Total
Week 1 at TB	10	38	3	0	51
Week 2 at LAC	39	0	0	0	39
Week 3 vs. Phi	33	3	0	1	36
Week 4 vs. Car	16	48	4	0	68
Week 5 vs. NYG	3	58	2	0	63
Week 6 at NE	21	32	0	0	53
Week 7 at Min	17	44	3	0	64
Week 8 vs. Den	12	52	3	0	67
Week 9 vs. Atl	9	30	1	0	40
Week 10 at KC	59	1	0	0	60
Week 11 vs. LV	73	4	0	0	77
Week 12 at NO	12	50	3	0	65
Week 13 at Was	17	36	1	0	54
Week 14 at NYG	11	42	3	0	56
Week 15 vs. Was	15	16	2	0	33
Week 16 vs. Ari	27	44	4	0	75
Totals	374	498	29	1	901

★ ROOKIE SACK ATTACK ★

Micah Parsons was extremely productive when unleashed on opposing quarterbacks in 2021, leading the Cowboys with 13.0 sacks. Parsons' 13.0 sacks were the most by any Cowboys rookie:

Most Sacks in Rookie Season, Cowboys History

Player	Sacks	Season
Micah Parsons	13.0	2021
Harvey Martin	9.0	1973
Willie Towns	9.0	1966
DeMarcus Ware	8.0	2005

In fact, Parsons was the sixth player since 1999 to have at least 12.0 sacks and 16 tackles for loss in his rookie campaign and was the only player to reach those thresholds in his first 14 games:

NFL Rookies with 12.0 Sacks, 16 TFL Since 1999

Player/Season	Sacks	TFL
Dwight Freeney, Ind (2002)	13.0	20
Micah Parsons, Dal (2021)	13.0	20
Von Miller, Den (2011)	11.5	19
Joey Bosa, LAC (2016)	10.5	17
Maxx Crosby, LV (2019)	10.0	16
Clay Matthews, GB (2009)	10.0	17

Parsons had three multi-sack games in his first NFL season, the most such games by any Cowboys rookie:

Most Sacks in a Game, Cowboys Rookies

Player	Opp, Date	Sacks
DeMarcus Ware	at Carolina, 12/24/05	3.0
Jimmie Jones	vs. Tampa Bay, 10/7/90	2.5
Micah Parsons	vs. Denver, 11/7/21	2.5
Micah Parsons	at Kansas City, 11/21/21	2.0
Micah Parsons	at Washington, 12/12/21	2.0

Parsons exploded in the month of November, recording 6.5 sacks in four November games - tied for the second-most sacks in a single month in Cowboys history:

Most Sacks in a Single-Month, Cowboys History

Player	Sacks	Month/Season
DeMarcus Ware	7.0	Oct. 2011
DeMarcus Lawrence	6.5	Sept. 2017
Micah Parsons	6.5	Nov. 2021
Ed "Too Tall" Jones	6.0	Nov. 1987
Tony Tolbert	6.0	Sept. 1996
Greg Ellis	6.0	Nov. 2007
DeMarcus Ware	6.0	Nov. 2008

Parsons led all rookies in sacks and finished sixth among all NFL defenders in 2021:

Rookie Sack Leaders in 2021

Player	Sacks
Micah Parsons, Dal	13.0
Jaelan Phillips, Mia	8.5
Azeez Ojulari, NYG	8.0
Odafeh Oweh, Bal	5.0

★ STIX CITY SACK STREAK ★

Micah Parsons recorded a full sack in six straight games from Denver (11/27) through at Washington (12/12) - one-of-three rookies with a full sack in at least six consecutive games since 1982 when sacks became an official stat:

Longest Streak of Games with Full Sack by an NFL Rookie

Player	Season	Sack Streak	Tot Sacks
Jevon Kearse, Ten.....	1999	8 games	10.0
Mike Croel, Den.....	1991	6 games	7.0
Micah Parsons, Dal.....	2021	6 games	9.5

Parsons' six-game streak was tied for the fourth-longest sack streak by any defender in Cowboys history:

Longest Streak of Games with Full Sack by Cowboys Player

Player	Season	Sack Streak	Tot Sacks
DeMarcus Ware.....	2007-08	10 games	13.0
DeMarcus Lawrence.....	2017	7 games	10.5
DeMarcus Ware.....	2008	7 games	11.0
Micah Parsons.....	2021	6 games	9.5
DeMarcus Ware.....	2010-11	6 games	11.0

★ THE LION IS ALWAYS HUNGRY ★

Micah Parsons was on the prowl for opposing quarterbacks in his inaugural NFL season, hunting down opposing passers for 13.0 sacks on the year - tied for the third-highest sack figure by an NFL rookie since sacks became official in 1982:

Most Sacks by a Rookie in NFL History

Player/Team	Season	Sacks
Jevon Kearse, Ten.....	1999	14.5
Aldon Smith, SF.....	2011	14.0
Dwight Freeney, Ind.....	2002	13.0
Micah Parsons, Dal.....	2021	13.0
Reggie White, Phi.....	1985	13.0
Leslie O'Neal, SD.....	1986	12.5
Simeon Rice, Ari.....	1996	12.5
Mark Anderson, Chi.....	2006	12.0
Bradley Chubb, Den.....	2018	12.0
Charles Haley, SF.....	1986	12.0
Julius Peppers, Car.....	2002	12.0
Terrell Suggs, Bal.....	2003	12.0

Parsons was also one-of-12 players in the NFL in 2021 with double-digit sacks and multiple forced fumbles:

Players with at Least 10.0 Sacks, Two FF in 2021

Player	Sacks	FF	Player	Sacks	FF
T.J. Watt.....	22.5	4	Cameron Jordan.....	12.5	2
Robert Quinn.....	18.5	4	Markus Golden.....	11.0	4
Nick Bosa.....	15.5	4	Haason Reddick.....	11.0	2
Trey Hendrickson.....	14.0	3	Joey Bosa.....	10.5	7
Micah Parsons.....	13.0	3	Chandler Jones.....	10.5	6
Aaron Donald.....	12.5	4	Shaq Barrett.....	10.0	3

★ NFC DEFENSIVE POTW ★

Micah Parsons was awarded NFC Defensive Player of the Week honors following the Cowboys road victory at Minnesota in Week 8, the first defensive player of the week honor for Parsons and the second by a Cowboys defender in 2021.

Parsons finished with a game-high 11 tackles, including four tackles for losses, with one pressure. Parsons tormented Minnesota rushers behind the line of scrimmage, becoming the third Cowboy (DeMarcus Ware, four times; DeMarcus Lawrence, once), to tally four tackles behind the line of scrimmage in recent history (dating back to 2008).

★ DEF ROOKIE OF THE MONTH ★

Micah Parsons was named NFL Defensive Rookie Month following a dominating four games in November.

Parsons led all NFL defenders with 6.5 sacks, which also tied DeMarcus Lawrence for the second-most sacks in a month in franchise history (DeMarcus Ware, 7.0, Oct., 2011). Parsons recorded a sack in each of the four November games, including two contests with multiple sacks. His sack on Thanksgiving Day bumped his season total to 9.0, which established a club rookie record for single-season sacks.

Not including his 6.5 sacks, Parsons notched an additional four tackles for loss (one in each game) and was credited with 13 pressures, including a season-high seven on Thanksgiving Day against Las Vegas (11/25).

★ DEF ROOKIE OF THE MONTH X2 ★

Micah Parsons earned his second NFL Defensive Rookie of the Month award for the month of December, after posting 12 tackles, 4.0 sacks, three tackles for loss, one forced fumble and one pass defended during the month. He was the only rookie to record at least one sack in three different games across Weeks 13-16.

With 1.0 sack in Week 13 at New Orleans (12/2) and 2.0 sacks in Week 14 at Washington (12/12), he became the third rookie to record a sack in six-or-more consecutive games since 1982, joining Jevon Kearse (eight consecutive games in 1999) and Mike Croel (six in 1991).

Parsons, who was also named Defensive Rookie of the Month for November, is the first Cowboys player to win multiple Rookie of the Month awards (offense or defense). This award for Parsons marks the third consecutive season that a defensive rookie has won the award in consecutive months [Tampa Bay linebacker Devin White (November & December, 2019); Carolina safety Jeremy Chinn (October & November, 2020)].

★ I'LL TAKE THAT ★

The Cowboys finished 2020 with a -3 turnover differential, tied for 21st in the league, and had a 2-7 record in games that they posted an even or negative turnover margin.

Dallas tied for the league lead with a +14 turnover differential in 2021, and it posted an even or positive takeaway differential in 13-of-17 games this season, going 11-2 in those games.

2021 NFL Turnover Differential Leaders

Team	Takeaways	Giveaways	Differential
Dallas.....	34	20	+14
Indianapolis.....	33	19	+14
Green Bay.....	26	13	+13
Arizona.....	27	15	+12
Minnesota.....	24	13	+11
Tampa Bay.....	29	19	+10
Buffalo.....	30	22	+8
New England.....	30	23	+7
New Orleans.....	25	18	+7
Seattle.....	18	13	+6

★ TAKEAWAYS IN BUNCHES ★

The Cowboys recorded 34 takeaways in 2021 - the most in the NFL and an 11-takeaway improvement from 2020:

Teams with Most Takeaways in 2021

Team	Takeaways	Team	Takeaways
Dallas.....	34	Tampa Bay.....	29
Indianapolis.....	33	Arizona.....	27
Buffalo.....	30	Green Bay.....	26
New England.....	30	Miami.....	26
Kansas City.....	29	Three teams.....	25

Dallas' 34 takeaways rank 21st in a season in team history, and the Cowboys ranked first in the NFL with 26 interceptions in 2021 - tied for the seventh-highest total in a season in franchise history:

Most Interceptions in a Season - Cowboys History

Season	INTs	Season	INTs
1981.....	37	1968.....	26
1985.....	33	2021.....	26
1967.....	29	1963.....	26
1984.....	28	1971.....	26
1983.....	27	1961.....	25
1980.....	27	1975.....	25

The takeaways have not only limited opponent scoring but have led to points for the Cowboys on 67.6% of drives after takeaways (23-of-34) - also first in the league:

Most Takeaways Scores in the NFL

Team	Takeaways	Scores	TA Score%
Dallas.....	34	23	67.6%
Indianapolis.....	33	20	60.6%
Arizona.....	27	19	70.4%
New England.....	30	19	63.3%
Kansas City.....	29	18	62.1%
Tampa Bay.....	29	18	62.1%



8

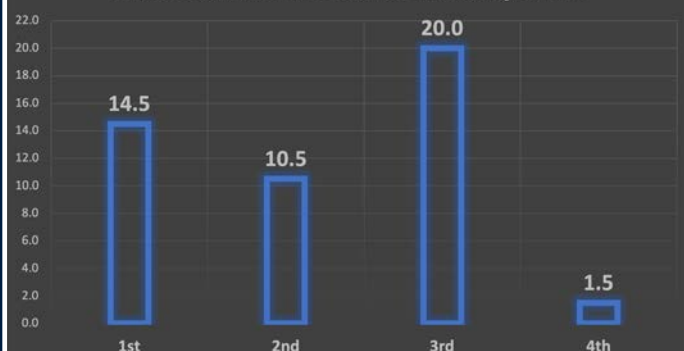
DeMarcus Lawrence has been a key cog in the Cowboys run defense, and in 2020 Lawrence had the 12th-most run stops (26) among all defensive linemen on 253 run snaps (10.3%). Despite playing in only seven games in 2021, Lawrence had eight run stops in 70 run defense snaps, a stop percentage of 11.4%.

★ TANK ROLLING OVER QBS ★

DeMarcus Lawrence has recorded 48.5 sacks in the regular season, with his most coming against Kirk Cousins (5.5). Below is a breakdown of his sacks by quarterback and by down:

Player	Sacks	Player	Sacks
Kirk Cousins	5.5	Teddy Bridgewater	1.0
Eli Manning	4.0	Ryan Fitzpatrick	1.0
Daniel Jones	3.0	Jared Goff	1.0
Carson Palmer	3.0	Marcus Mariota	1.0
Matthew Stafford	3.0	Gardner Minshew	1.0
Matt Ryan	2.5	Nick Mullens	1.0
Taylor Heinicke	2.0	Cam Newton	1.0
Aaron Rodgers	2.0	Ben Roethlisberger	1.0
Trevor Siemien	2.0	Josh Rosen	1.0
Carson Wentz	2.0	Alex Smith	1.0
Jameis Winston	2.0	Ryan Tannehill	1.0
Russell Wilson	1.5	Tyrod Taylor	1.0
Kyle Allen	1.0	Josh Allen	0.5
C.J. Beathard	1.0	Colt McCoy	0.5
Drew Brees	1.0		

DeMarcus Lawrence Career Sacks By Down



★ PRESSURE MAKES DIAMONDS ★

Randy Gregory made the most of limited snaps in 2020, playing on 174 passing downs and rushing the passer on 170 of them. He recorded a quarterback pressure - a sack, hit or hurry - 25 times on his rushes, a pressure percentage of 14.7% that tied for the 12th-highest pressure rate among all defensive linemen on the season, per PFF.

Gregory generated similar pressure in 2021, getting after the quarterback on 13.9% of his 308 rush snaps - 15th among defensive linemen/edge players:

Highest Pressure Pct. by D-Linemen/Edge Players in 2021

Player	Prsr%	Player	Prsr%
Rashan Gary	17.5%	Joey Bosa	14.5%
Maxx Crosby	16.9%	Myles Garrett	14.4%
Trey Hendrickson	16.5%	Nick Bosa	14.3%
Shaq Barrett	15.5%	Marcus Davenport	14.2%
T.J. Watt	15.0%	Preston Smith	14.0%
Matt Judon	15.0%	DeMarcus Lawrence	14.0%
Chris Jones	14.9%	Randy Gregory	13.9%
A. Van Ginkel	14.7%	Von Miller	13.9%

*min 100 pass rush snaps

Gregory also translated his pressures into sacks with greater consistency in 2021, as he recorded two multi-sack games - tied for the most multi-sack performances in a season in his career - and is second on the Cowboys with 5.0 sacks on the season:

Randy Gregory Career Multi-Sack Games

Opp, Date	Sacks
vs. Was, 11/26/20	2.0
vs. Phi, 12/27/20	1.5
vs. Car, 10/3/21	2.0
at NE, 10/17/21	2.0

Gregory has 15.5 sacks through his first 50 games played for Dallas, and his four multi-sack performances are tied for the third-most by any Cowboys defender (since 1982 when sacks became an official stat) in the first 50 games of a Cowboys career:

Dallas Cowboys Most Multi-Sack Games in First 50 Games of a Career

Player	Seasons	Games
DeMarcus Ware	2005-07	6
Jim Jeffcoat	1983-85	6
DeMarcus Lawrence	2014-17	5
Randy Gregory	2015-21	4
David Irving	2015-17	4
Jimmie Jones	1990-93	4
Danny Noonan	1987-90	4

Randy Gregory Pressures By Season, per PFF



★ WEAPON OFF THE EDGE ★

Randy Gregory made an immediate impact in his return from injury at Washington (12/12), tipping a pass that he then intercepted in the second quarter, and then sacking quarterback Kyle Allen while simultaneously forcing a fumble that stopped an attempted comeback drive in the fourth quarter.

Gregory was the first defensive lineman to have a sack, an interception and a forced fumble in the same game since Jerry Hughes did it for Buffalo at the N.Y. Jets (10/25/20), and he was only the second Cowboys player to ever post that stat line, joining Tony Dixon who did it at Washington on Dec. 29, 2002.

Cowboys Players with 1.0 Sacks, 1 INT and 1 FF in a Game

Player	Date/Opp	Sack	INT	FF
Randy Gregory	at Was, 12/12/21	1.0	1	1
Tony Dixon	at Was, 12/29/02	1.0	1	2

★ NO POINTS FOR YOU ★

Dallas held its opponents to 21.1 points-per-game in 2021 (seventh in the league) and allowed scores on only 32.5% of opposing offensive possessions - the fourth-best opponent scoring rate in the league - and touchdowns on only 18.2% of possessions:

Lowest Opponent Touchdown Efficiency in 2021

Team	Opp Drives	TD Drives	TD %
New Orleans.....	195	32	16.4%
Buffalo.....	186	31	16.7%
New England.....	177	30	16.9%
Dallas.....	203	37	18.2%
Denver.....	168	31	18.5%
LA Rams.....	181	35	19.3%
Tampa Bay.....	191	37	19.4%
Miami.....	193	39	20.2%

Fewest PPG Allowed by Team Defense in 2021

Team	Opp PPG	Team	Opp PPG
Buffalo.....	17.0	Tampa Bay.....	20.8
New England.....	17.8	Tennessee.....	20.8
Denver.....	18.9	Dallas.....	21.1
New Orleans.....	19.7	Kansas City.....	21.4

★ THIRD-AND-I GOT THIS ★

The Cowboys held opponents to 66-of-223 on third downs in 2021, which at 34.1% ranked second in the league:

Third Down Defense in 2021

Team	3rd Att.	3rd Conv.	3rd Pct.
Buffalo.....	214	66	30.8%
Dallas.....	223	76	34.1%
Baltimore.....	201	70	34.8%
Minnesota.....	214	78	36.4%
New England.....	211	77	36.5%

Dallas' best third down defensive performance came at Minnesota (10/31), when it **held the Vikings to one-of-13 (7.7%) on third down - tied for the sixth-lowest conversion rate in a single-game in Cowboys history.** The Cowboys held opponents to 33%-or-less on third downs in 10-of-17 games in 2021, tied for the fifth-most games in team history with an opponent third down conversion rate under 33.3%. The Cowboys third down defense ranks 11th in team history since 1970 (when the data became available):

Dallas Cowboys Lowest 3rdD% on Defense, Since 1970

Season	Opp 3rd Pct.	Season	Opp 3rd Pct.
1992.....	27.2%	1974.....	33.3%
2003.....	30.4%	1982.....	33.6%
1999.....	32.1%	1984.....	33.6%
1977.....	33.0%	1998.....	33.8%
1973.....	33.3%	2021.....	34.1%
2019.....	33.3%	1981.....	34.1%

Below is a breakdown of the Cowboys opponent third down conversions by distance in 2021:

3rd & Short (<4 Yds)	3rd & Med (4-6 Yds)	3rd & Long (>6 Yds)	3rd & 10+
30-54 (55.6%)	18-60 (30.0%)	28-109 (25.7%)	13-61 (21.3%)
Rank: 3rd	Rank: 2nd	Rank: 14th	Rank: 22nd

★ TO THE HOUSE ★

Dallas posted five pick-sixes in 2021 - two by Trevon Diggs, one by Anthony Brown, one by Carlos Watkins and one by DeMarcus Lawrence. Dallas' five interception return touchdowns were the most in a single season in team history:

Cowboys Most INT Return TDs in a Single Season

Season	Pick-Sixes
2021.....	5
1999.....	4
1995.....	4
1985.....	4
11 seasons.....	3

★ DEFENSIVE SCORES ★

Dallas scored six touchdowns on defense in 2021 (five interception returns and one fumble return) - the most defensive touchdowns in a single season in Cowboys history:

Cowboys Most Defensive TDs in a Single Season

Season	INT Ret	Fum Ret	Tot TD
2021.....	5	1	6
2013.....	2	3	5
1999.....	4	1	5
1983.....	2	3	5
1968.....	3	2	5

Combined with its six defensive scores, Dallas also had two punt block return touchdowns and a kick return touchdown in 2021 - giving it nine non-offensive touchdowns on the year - also the most in team history:

Cowboys Most Non-Offensive Scores in a Single Season

Season	INT Ret	Fum Ret	Kck/Pnt Ret	O Ret	TotTD
2021.....	5	1	1	2	9
2010.....	3	1	3	0	7
1983.....	2	3	1	1	7
1968.....	3	2	2	0	7
1965.....	2	2	1	2	7

★ BLITZ ALL NIGHT ★

Dallas was effective in blitzing opposing passers in 2021, forcing quarterbacks into a 61.3 passer rating when faced with extra pressure - the lowest passer rating against the blitz in the league:

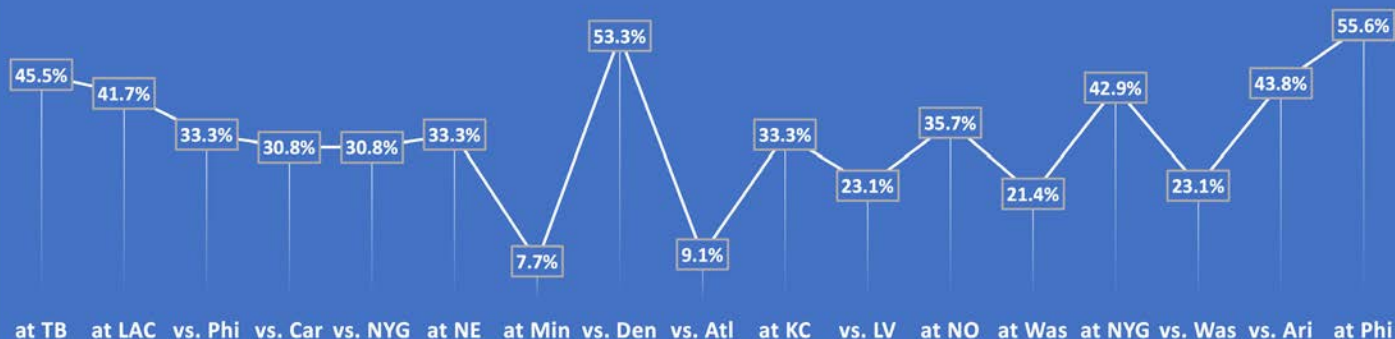
Lowest Opponent Passer Rating against the Blitz

Team	Pass Att.	Sacked	QB Rating
Dallas.....	167	18	61.3
New Orleans.....	129	14	67.8
New England.....	122	7	68.8
Denver.....	138	10	74.1
Buffalo.....	123	13	74.3

14

Dallas finished first in the NFL with a +14 takeaway differential. The last time a Cowboys team finished a season with a differential of at least +14-or-better was 1981, when they finished with a +18 margin.

DALLAS COWBOYS 2021 DEFENSIVE THIRD DOWN PERCENTAGES BY GAME





135 Greg Zuerlein finished his first season in Dallas with 135 points, tied for the second-most in a single season in team history (Dan Bailey, 2011).

★ ZUERLEIN'S CLUTCH KICKS ★

Greg Zuerlein had two game-winning kicks for the Cowboys in 2020, first against Atlanta (9/20/20) with a 46-yard field goal and then against the N.Y. Giants (10/11/20). Zuerlein capped off the Cowboys first victory of the 2021 season with his third game-winning field goal as a Cowboy - 11th career game-clinching kick - booting a 56-yard kick as time expired at the LA Chargers:

Season	Opp. Date	Distance
2021	at LA Chargers, 9/19/21	56 yards
2020	vs. N.Y. Giants, 10/11/20	34 yards
2020	vs. Atlanta, 9/20/20	46 yards
2018*	at New Orleans, 1/20/19	57 yards
2018	vs. Green Bay, 10/28/18	43 yards
2016	at N.Y. Jets, 11/13/16	34 yards
2015	vs. Seattle, 9/13/15	37 yards
2014	at San Francisco, 11/2/14	39 yards
2014	at Tampa Bay, 9/14/14	38 yards
2013	vs. Arizona, 9/8/13	48 yards
2012	vs. San Francisco, 12/12/12	54 yards

*NFC Conference Championship Game

The kick to beat the Chargers was the second-longest game-winner of Zuerlein's career - longest regular season kick - and Zuerlein's 57-yard game-winning kick in the NFC Conference Championship game in 2018 is the longest game-winning field goal in postseason history.

★ GREG THE LEG ★

Zuerlein was 29-of-35 on field goals in 2021 - two-of-five from 50-plus yards. He ranked 13th in the NFL with 129 kicking points.

Zuerlein finished three-of-nine from 50-plus in 2020 and connected on 34-of-41 field goals overall, tied with Richie Cunningham (1997) for the most made field goals in a single season in team history. He also tallied 135 points, tied for second-most in a single season in team history.

He became the third-fastest player to reach 250 made field goals at Kansas City (11/21), doing so in just 144 career games:

Fastest Kickers to 250 Field Goals Made, NFL History

Player	Games
Justin Tucker.....	118
Stephen Gostkowski.....	139
Greg Zuerlein.....	144

★ POINT PERSON ★

Greg Zuerlein's 29 made field goals in 2021 tied for sixth in a single season in Cowboys history:

Most Made Field Goals in a Season, Cowboys History

Player/Season	FGA	FGM	FG%	PAT	Pts
Richie Cunningham, 1997.....	37	34	91.9%	24	126
Greg Zuerlein, 2020.....	41	34	82.9%	33	135
Dan Bailey, 2011.....	37	32	86.5%	39	135
Chris Boniol, 1996.....	36	32	88.9%	24	120
Dan Bailey, 2015.....	32	30	93.8%	25	115
Dan Bailey, 2012.....	31	29	93.5%	37	124
Richie Cunningham, 1998.....	35	29	82.9%	40	127
Brett Maher, 2018.....	36	29	80.6%	32	119
Greg Zuerlein, 2021.....	35	29	82.9%	42	129
Dan Bailey, 2013.....	30	28	93.3%	47	131
Eddie Murray, 1993.....	33	28	84.8%	38	122

★ NET RESULT ★

Bryan Anger recorded 65 punts for the Cowboys (t-11th) in 2021 and was very effective when needed, registering a net average of 44.6 that ranked first in 2021 - the highest net average in a single season in Cowboys history:

Highest Single-Season Net Punting Avg., Cowboys History

Player/Season	Punt	TB	In20	Net Avg.
Bryan Anger, 2021.....	65	4	24	44.6
Chris Jones, 2015.....	69	1	27	42.5
Mat McBriar, 2010.....	65	8	22	41.7
Chris Jones, 2017.....	66	5	62	41.4
Chris Jones, 2016.....	58	4	22	40.5

Anger's net average is the fourth-highest in a season in NFL history, and he also established a career-high with a 48.4 gross punting average, all of which earned him his first trip to the Pro Bowl. He is the fourth Cowboys punter ever selected to the all-star game.

★ PIN 'EM BACK ★

The Cowboys forced their opponents to drive the field in 2021, pinning them back to an average start position of the 27.1-yard line - sixth in the league:

2021 Opponent Average Start Position

Team	Opp Possessions	Avg. Start Line
Seattle.....	189	26.0
Las Vegas.....	178	26.5
Kansas City.....	169	26.5
Denver.....	168	26.6
New England.....	177	26.8
Dallas.....	203	27.1

Bryan Anger played a large part in pinning opposing offenses deep in their own territory, downing 10-of-65 punts in 2021 inside the 10-yard line, an inside-10 percentage that tied for ninth in the league:

2021 Punts Downed Inside the Opp 10-Yard Line

Player	In10%	Player	In10%
Blake Gillikin.....	20.5%	Bradley Pinion.....	16.1%
Corey Bojorquez.....	18.9%	Cam Johnston.....	15.9%
Logan Cooke.....	18.5%	Bryan Anger.....	15.4%
Arryn Siposs.....	18.2%	Jake Bailey.....	15.4%
Thomas Morstead.....	17.8%	Matt Haack.....	15.1%
Tress Way.....	16.4%	Brett Kern.....	14.9%

Anger dropped four punts inside the 10-yard line at the N.Y. Giants (12/19), the most in a single game by a Cowboy since the 2000 season and a single-game career-best for him.

★ BLOCK PARTY ★

Dallas blocked three punts in 2021, tying the most in a single season in franchise history:

Most Single-Season Blocked Punts in Cowboys History

Season	PntBlk	Season	PntBlk
1991.....	3	1990.....	2
2021.....	3	1976.....	2
1992.....	2	1973.....	2

2021 DALLAS COWBOYS STATISTICS

WON 12, LOST 5					
9/9	L	29-31	at Tampa Bay	65,566	
9/19	W	20-17	at L.A. Chargers	70,240	
9/27	W	41-21	Philadelphia	93,267	
10/3	W	36-28	Carolina	93,262	
10/10	W	44-20	N.Y. Giants	93,476	
10/17	W	35-29 (OT)	at New England	65,878	
10/31	W	20-16	at Minnesota	66,633	
11/7	L	16-30	Denver	93,503	
11/14	W	43-3	Atlanta	93,436	
11/21	L	9-19	at Kansas City	73,494	
11/25	L	33-36 (OT)	Las Vegas	93,483	
12/2	W	27-17	at New Orleans	69,170	
12/12	W	27-20	at Washington	61,308	
12/19	W	21-6	at N.Y. Giants	77,413	
12/26	W	56-14	Washington	93,482	
1/2	L	22-25	Arizona	93,459	
1/8	W	51-26	at Philadelphia	69,796	

2021 TEAM STATISTICS			
	DAL	OPP.	
FIRST DOWNS			
Rushing	390	327	
Passing	111	99	
Penalty	248	191	
Third Down-Made/Att	31	37	
Third Down Efficiency	99/228	76/223	
Fourth Down-Made/Att	43.4%	34.1%	
Fourth Down Efficiency	14/24	16/26	
	58.3%	61.5%	
TOTAL NET YARDS			
Avg. Per Game	6,919	5,967	
Total Plays	407.0	351.0	
Avg. Per Play	1,153	1,082	
NET YARDS RUSHING			
Avg. Per Game	2,119	1,918	
Total Rushes	124.6	112.8	
Avg. Per Rush	473	429	
NET YARDS PASSING			
Avg. Per Game	4,800	4,049	
Sacked/Yards Lost	282.4	238.2	
Gross Yards	33/163	41/297	
Attempts/Completions	4,963	4,346	
Pct. of Completion	647/444	612/364	
Had Intercepted	68.6%	59.5%	
	11	26	
PUNTS/AVERAGE			
Net Punting Average	65/48.4	68/46.0	
PUNT RETURN/AVG.	44.6	40.3	
KICKOFF RETURN/AVG.	28/6.6	25/6.5	
INTERCEPTION RETURN/AVG.	29/24.8	18/26.0	
PENALTIES/YARDS	26/15.6	11/13.2	
FUMBLES/BALL LOST	127/1103	121/973	
TOUCHDOWNS	26/9	14/8	
Rushing	64	39	
Passing	15	13	
Returns	40	24	
	9	2	
EXTRA POINTS/ATTEMPTS	47/53	29/32	
TWO POINT CONVERSION/ATT.	6/10	4/7	
FIELD GOALS/ATTEMPTS	29/35	29/35	
AVG. TIME OF POSSESSION	30:20	29:40	

SCORE BY PERIODS	Q1	Q2	Q3	Q4	OT	PTS
TEAM	130	146	103	145	6	530
OPPONENTS	90	96	65	104	3	358

SCORING	TD	RU	PA	RT	PAT	FG	2PT	S	PTS
G. Zuerlein	0	0	0	0	42/48	29/35	0	0	129
E. Elliott	12	10	2	0	0/0	0/0	3	0	78
D. Schultz	8	0	8	0	0/0	0/0	1	0	50
A. Cooper	8	0	8	0	0/0	0/0	0	0	48
C. Wilson	6	0	6	0	0/0	0/0	1	0	38
C. Lamb	6	0	6	0	0/0	0/0	0	0	36
T. Pollard	3	2	0	1	0/0	0/0	0	0	18
M. Turner	3	0	3	0	0/0	0/0	0	0	18
T. Diggs	2	0	0	2	0/0	0/0	0	0	12
M. Gallup	2	0	2	0	0/0	0/0	0	0	12
B. Jarwin	2	0	2	0	0/0	0/0	0	0	12
D. Prescott	1	1	0	0	0/0	0/0	1	0	8
D. Armstrong	1	0	0	1	0/0	0/0	0	0	6
A. Brown	1	0	0	1	0/0	0/0	0	0	6
C. Clement	1	0	1	0	0/0	0/0	0	0	6
C. Golston	1	0	0	1	0/0	0/0	0	0	6
J. Hardy	1	1	0	0	0/0	0/0	0	0	6
D. Lawrence	1	0	0	1	0/0	0/0	0	0	6
S. McKeon	1	0	1	0	0/0	0/0	0	0	6
I. Smith	1	1	0	0	0/0	0/0	0	0	6
T. Steele	1	0	1	0	0/0	0/0	0	0	6
C. Watkins	1	0	0	1	0/0	0/0	0	0	6
N. Wright	1	0	0	1	0/0	0/0	0	0	6
L. Hajrullahu	0	0	0	0	5/5	0/0	0	0	5
TEAM	64	15	40	9	47/53	29/35	6	0	530
OPPONENTS	39	13	24	2	29/32	29/35	4	0	358

2-Pt Conv: D. Schultz 1, C. Wilson 1, E. Elliott 3, D. Prescott 1, C. Wilson 0, TM 6-10, OPP 4-7

SACKS: M. Parsons 13.0, R. Gregory 6.0, D. Armstrong 5.0, T. Basham 3.5, D. Lawrence 3.0, O. Odighizuwa 2.0, J. Lewis 1.5, N. Gallimore 1.5, C. Golston 1.0, J. Kearse 1.0, K. Neal 1.0, C. Watkins 1.0, L. Vander Esch 1.0, T. Hill 0.5, TM 41.0, OPP 33.0

FUM/LOST: D. Prescott 14/6, T. Bidasz 3/0, C. Wilson 3/0, T. Pollard 2/0, E. Elliott 1/1, N. Wright 1/1, C. Rush 1/1, A. Cooper 1/0, TM 26/9, OPP 14/8

PASSING	ATT	CMP	YDS	CMP%	YDS/ATT	TD	TD%	INT	INT%	LONG	SACK/LOST	RATING
D. Prescott	596	410	4,449	68.8	7.5	37	6.2	10	1.7	51	30.0/144	104.2
C. Rush	47	30	422	63.8	9.0	3	6.4	1	2.1	73t	3.0/19	105.1
C. Wilson	3	3	88	100.0	29.3	0	0.0	0	0.0	35	0.0/0	118.8
E. Elliott	1	1	4	100.0	4.0	0	0.0	0	0.0	4	0.0/0	83.3
TEAM	647	444	4,963	68.6	7.7	40	6.2	11	1.7	73t	33.0/163	104.8
OPPONENTS	612	364	4,346	59.5	7.1	24	3.9	26	4.2	75t	41.0/297	76.6

RUSHING	NO.	YDS	AVG	LONG	TD
E. Elliott	237	1,002	4.2	47	10
T. Pollard	130	719	5.5	58t	2
D. Prescott	48	146	3.0	21	1
C. Clement	33	140	4.2	38	0
C. Lamb	9	76	8.4	33	0
J. Hardy	4	29	7.3	22t	1
C. Wilson	2	11	5.5	6	0
I. Smith	1	4	4.0	4t	1
C. Rush	9	-8	-0.9	2	0
TEAM	473	2,119	4.5	58t	15
OPPONENTS	429	1,918	4.5	33	13

RECEIVING	NO.	YDS	AVG	LONG	TD
C. Lamb	79	1,102	13.9	49t	6
A. Cooper	68	865	12.7	41	8
D. Schultz	78	808	10.4	32t	8
E. Elliott	47	287	6.1	21	2
M. Gallup	35	445	12.7	41	2
C. Wilson	45	602	13.4	73t	6
T. Pollard	39	337	8.6	32	0
N. Brown	16	184	11.5	27	0
B. Jarwin	11	96	8.7	20	2
M. Turner	12	149	12.4	61	3
C. Clement	6	29	4.8	8t	1
S. McKeon	4	27	6.8	12	1
J. Sprinkle	3	31	10.3	11	0
T. Steele	1	1	1.0	1t	1
TEAM	444	4,963	11.2	73t	40
OPPONENTS	364	4,346	11.9	75t	24

INTERCEPTIONS	NO.	YDS	AVG	LONG	TD
T. Diggs	11	142	12.9	59t	2
J. Lewis	3	88	29.3	66	0
A. Brown	3	45	15.0	45t	1
J. Kearse	2	34	17.0	34	0
D. Kazee	2	8	4.0	8	0
D. Lawrence	1	40	40.0	40t	1
C. Watkins	1	29	29.0	29t	1
R. Gregory	1	12	12.0	12	0
L. Vander Esch	1	7	7.0	7	0
M. Hooker	1	0	0.0	0	0
TEAM	26	405	15.6	66	5
OPPONENTS	11	145	13.2	31t	1

PUNTING	NO.	YDS	AVG	NET	TB	IN	LG	B
B. Anger	65	3,143	48.4	44.6	4	24	63	0
TEAM	65	3,143	48.4	44.6	4	24	63	0
OPPONENTS	68	3,125	46.0	40.3	4	26	68	3

PUNT RETURNS	RET	FC	YDS	AVG	LONG	TD
C. Lamb	14	9	139	9.9	21	0
C. Wilson	11	5	36	3.3	14	0
T. Diggs	2	0	10	5.0	9	0
N. Wright	1	0	0	0.0	0	0
TEAM	28	14	185	6.6	21	0
OPPONENTS	25	24	163	6.5	23	0

KICKOFF RETURNS	NO.	YDS	AVG	LONG	TD
T. Pollard	17	489	28.8	100t	1
C. Clement	11	215	19.5	29	0
J. Hardy	1	15	15.0	15	0
TEAM	29	719	24.8	100t	1
OPPONENTS	18	468	26.0	41	0

FIELD GOALS	1-19	20-29	30-39	40-49	50+
G. Zuerlein	0/0	5/5	15/16	7/9	2/5
L. Hajrullahu	0/0	0/0	0/0	0/0	0/0
TEAM	0/0	5/5	15/16	7/9	2/5
OPPONENTS	0/0	7/7	8/8	8/9	6/11

G. Zuerlein: (31WL, 35, 60SH, 21, 48) (34, 56) 0 (37) (31, 38, 31) (30, 45, 51WL, 49) (43WL, 38, 39) 0 0 (33, 30, 48) (59LU, 29, 45) (55, 34) (35, 38, 37, 29) (26, 42, 27) 0 (43WL) (48) L. Hajrullahu: 0 0 0 0 0 0 0 0 0 0 0 0 0 0 0

OPP: (36) (46, 44LU, 32, 29) 0 (54WL) (54WR, 51, 51) 0 (45, 40, 24) (53, 27, 53WR, 42) (35) (37, 53, 51WR) (22, 46, 30, 56, 29) (56WR, 42) 0 (35, 42) 0 (24, 53, 26, 38) (38, 40)

2021 DALLAS COWBOYS DEFENSIVE STATISTICS

RNK	PLAYER	TKL	AST	TOTAL	SACKS/YDS	TFL/YDS	QBPR	FR	FF	INT/YDS	PD
1.	Kearse, Jayron	62	30	92	1.0/-2	7/-16	10	1		2/34	10
2.	Vander Esch, Leighton	62	24	86	1.0/-7	3/-6	5			1/7	2
3.	Brown, Anthony	63	16	79		1/-4			1	3/45	17
4.	Neal, Keanu	49	30	79	1.0/-1	4/-13	1				
5.	Parsons, Micah	52	12	64	13.0/-120	12/-35	42		3		3
6.	Lewis, Jourdan	52	7	59	1.5/-4	1/-3	2	2	1	3/88	11
7.	Diggs, Trevon	47	9	56						11/142	21
8.	Kazee, Damontae	39	15	54					2	2/8	4
9.	Hooker, Malik	36	8	44		1/-1				1/0	2
10.	Basham, Tarell	24	14	38	3.5/-20	1/-5	32	1	1		
11.	Armstrong, Dorange	23	14	37	5.0/-33		22	1			2
12.	Odighizuwa, Osa	20	14	34	2.0/-20	4/-8	12				
13.	Golston, Chauncey	21	12	33	1.0/-7		8	1			1
14.	Watkins, Carlos	18	14	32	1.0/-8	4/-10	2	1		1/29	1
15.	Wilson, Donovan	21	9	30		1/-4	1				1
16.	Smith, Jaylon	14	5	19							
17.	Lawrence, DeMarcus	14	4	18	3.0/-24	2/-4	16		2	1/40	5
18.	Gregory, Randy	9	7	16	6.0/-40	1/-5	30	1	3	1/12	1
19.	Joseph, Kelvin	11	2	13		1/-2					2
20.	Bohanna, Quinton	3	9	12			1				
21.	Hamilton, Justin	6	5	11		1/-1	4				
22.	Hill, Trysten	8	2	10	0.5/0		5				
23.	Gallimore, Neville	6	4	10	1.5/-11	2/-10	6				
24.	Wright, Nahshon	5	2	7							
25.	Canady, Maurice	4	1	5							
	Gifford, Luke	4	1	5		1/-4					
27.	Urban, Brent	0	3	3			1				1
28.	Anae, Bradlee	2	0	2							
	Coyle, Tyler	2	0	2							
	Faoliu, Austin	2	0	2							
	Kamara, Azur	2	0	2			1				
	Thompson, Darian	2	0	2							
33.	Bernard, Francis	1	0	1							
	Cox, Jabril	1	0	1							

Ast=Assist, TFL=Tackle for a Loss, QBPR=Pressures, Int=Interception, FR=Fumble Recovery, FF=Forced Fumble, PD=Pass Defense

2021 COWBOYS SPECIAL TEAMS							
RNK	PLAYER	S	A	TOT	FF	FR	BL
1.	Goodwin, C.J.	7	3	10			
2.	Pollard, Tony	5	0	5			
3.	Gifford, Luke	4	1	5			1
4.	Clement, Corey	4	0	4			1
5.	Kearse, Jayron	3	0	3			
6.	Bernard, Francis	2	1	3			
	Brown, Noah	2	1	3			
	Sprinkle, Jeremy	2	1	3			
9.	Kazee, Damontae	2	0	2			
	Neal, Keanu	2	0	2			
	Wright, Nahshon	2	0	2			
12.	Joseph, Kelvin	1	1	2			
13.	Armstrong, Dorance	1	0	1			1
	Cox, Jabril	1	0	1			
	McQuaide, Jake	1	0	1			
	Ralston, Nick	1	0	1			
	Thompson, Darian	1	0	1			
	Wilson, Cedrick	1	0	1		1	
19.	Burton, Deante	0	1	1			
	Canady, Maurice	0	1	1			
	Coyle, Tyler	0	1	1			
	Kamara, Azur	0	1	1			
	McKeon, Sean	0	1	1			
	Turner, Malik	0	1	1			
	Vander Esch, Leighton	0	1	1			
26.	Golston, Chauncey	0	0	0			1

DEFENSIVE STATS BY RANK							
PRESSURES		SACKS		TACKLES FOR LOSS		INTERCEPTIONS	
PLAYER	NO	PLAYER	NO	PLAYER	NO	PLAYER	NO
1. M. Parsons	42	1. M. Parsons	13.0	1. M. Parsons	12	1. T. Diggs	11
2. T. Basham	32	2. R. Gregory	6.0	2. J. Kearse	7	2. A. Brown	3
3. R. Gregory	30	3. D. Armstrong	5.0	3. K. Neal	4	J. Lewis	3
4. D. Armstrong	22	4. T. Basham	3.5	O. Odighizuwa	4	4. D. Kazeem	2
5. D. Lawrence	16	5. D. Lawrence	3.0	C. Watkins	4	J. Kearse	2

FORCED FUMBLES		FUMBLE RECOVERIES		PASSES DEFENSED	
PLAYER	NO	PLAYER	NO	PLAYER	NO
1. R. Gregory	3	1. J. Lewis	2	1. T. Diggs	21
M. Parsons	3	2. D. Armstrong	1	2. A. Brown	17
3. D. Kazee	2	T. Basham	1	3. J. Lewis	11
D. Lawrence	2	C. Golston	1	4. J. Kearse	10
5. T. Basham	1	R. Gregory	1	5. D. Lawrence	5

2021 SNAP COUNT

QB	OFFENSE										DEFENSE										Pct Snaps
	Total Plays	Off-Pct	84 - PCT	61 - PCT	77 - PCT	78 - PCT	10/10 NTG	10/17 @ NE	10/31 @ Min	11/7 DEN	11/14 ATL	11/21 @ KC	11/25 LV	12/2 @ NO	12/12 @ Was	12/19 @ NTG	12/26 WAS	1/22 ARI	1/22 @ Phil	18/22 @ Phil	
WR	4 Dak Prescott	83 - 98.8%	62 - 100.0%	61 - 100.0%	78 - 100.0%	89 - 100.0%	89 - 100.0%	89 - 100.0%	73 - 100.0%	62 - 100.0%	77 - 100.0%	67 - 100.0%	74 - 100.0%	70 - 100.0%	85 - 100.0%	71 - 100.0%	73 - 100.0%	64 - 100.0%	62 - 100.0%	51 - 82.3%	1,114 - 90.6%
	10 Cooper Rush	0 - 0.0%	0 - 0.0%	0 - 0.0%	0 - 0.0%	0 - 0.0%	0 - 0.0%	0 - 0.0%	0 - 0.0%	0 - 0.0%	0 - 0.0%	0 - 0.0%	0 - 0.0%	0 - 0.0%	0 - 0.0%	0 - 0.0%	0 - 0.0%	0 - 0.0%	0 - 0.0%	111 - 9.2%	
	15 Will Grier	20 - 23.8%	29 - 37.7%	18 - 29.5%	31 - 39.7%	26 - 29.2%	26 - 29.2%	19 - 26.0%	24 - 38.7%	32 - 41.6%	22 - 32.8%	31 - 41.9%	28 - 40.0%	0 - 0.0%	0 - 0.0%	0 - 0.0%	0 - 0.0%	0 - 0.0%	0 - 0.0%	374 - 30.4%	
	20 Tony Pollard	23 - 28.0%	34 - 70.1%	46 - 75.4%	47 - 60.3%	63 - 70.8%	63 - 70.8%	55 - 73.5%	33 - 53.3%	38 - 49.4%	46 - 68.7%	47 - 63.5%	45 - 64.3%	54 - 63.5%	44 - 62.0%	42 - 65.6%	45 - 70.3%	37 - 59.7%	810 - 65.9%		
	21 Ezekiel Elliott	44 - 71.0%	54 - 70.1%	46 - 75.4%	47 - 60.3%	63 - 70.8%	63 - 70.8%	55 - 73.5%	33 - 53.3%	38 - 49.4%	46 - 68.7%	47 - 63.5%	45 - 64.3%	54 - 63.5%	44 - 62.0%	42 - 65.6%	45 - 70.3%	37 - 59.7%	810 - 65.9%		
	32 CeeDee Lamb	0 - 0.0%	0 - 0.0%	0 - 0.0%	0 - 0.0%	0 - 0.0%	0 - 0.0%	0 - 0.0%	0 - 0.0%	0 - 0.0%	0 - 0.0%	0 - 0.0%	0 - 0.0%	0 - 0.0%	0 - 0.0%	0 - 0.0%	0 - 0.0%	0 - 0.0%	0 - 0.0%	76 - 6.2%	
	37 Jaquan Hardy	0 - 0.0%	0 - 0.0%	0 - 0.0%	0 - 0.0%	0 - 0.0%	0 - 0.0%	0 - 0.0%	0 - 0.0%	0 - 0.0%	0 - 0.0%	0 - 0.0%	0 - 0.0%	0 - 0.0%	0 - 0.0%	0 - 0.0%	0 - 0.0%	0 - 0.0%	0 - 0.0%	6 - 0.5%	
	43 Jo Smith	0 - 0.0%	0 - 0.0%	0 - 0.0%	0 - 0.0%	0 - 0.0%	0 - 0.0%	0 - 0.0%	0 - 0.0%	0 - 0.0%	0 - 0.0%	0 - 0.0%	0 - 0.0%	0 - 0.0%	0 - 0.0%	0 - 0.0%	0 - 0.0%	0 - 0.0%	0 - 0.0%	5 - 8.1%	
	49 Ian Bunting	34 - 40.5%	36 - 58.1%	35 - 57.4%	52 - 66.7%	44 - 49.4%	0 - 0.0%	42 - 57.5%	51 - 82.3%	1 - 1.3%	42 - 62.7%	54 - 73.0%	64 - 91.4%	0 - 0.0%	9 - 10.8%	1 - 1.4%	26 - 35.6%	30 - 46.9%	42 - 67.7%	528 - 43.0%	
	1 Cedrick Wilson	50 - 59.5%	62 - 100.0%	61 - 100.0%	78 - 100.0%	89 - 100.0%	89 - 100.0%	73 - 100.0%	62 - 100.0%	77 - 100.0%	67 - 100.0%	74 - 100.0%	70 - 100.0%	85 - 100.0%	71 - 100.0%	73 - 100.0%	64 - 100.0%	62 - 100.0%	51 - 82.3%	1,114 - 90.6%	
TE	13 Michael Gallup	70 - 88.1%	60 - 96.8%	29 - 47.5%	57 - 73.1%	78 - 87.6%	78 - 87.6%	63 - 86.3%	36 - 58.1%	51 - 66.2%	0 - 0.0%	0 - 0.0%	0 - 0.0%	0 - 0.0%	0 - 0.0%	0 - 0.0%	0 - 0.0%	0 - 0.0%	0 - 0.0%	835 - 67.9%	
	19 Amari Cooper	0 - 0.0%	0 - 0.0%	0 - 0.0%	0 - 0.0%	0 - 0.0%	0 - 0.0%	0 - 0.0%	0 - 0.0%	0 - 0.0%	0 - 0.0%	0 - 0.0%	0 - 0.0%	0 - 0.0%	0 - 0.0%	0 - 0.0%	0 - 0.0%	0 - 0.0%	0 - 0.0%	7 - 0.6%	
	81 Sni Fenoko	12 - 19.4%	23 - 29.9%	21 - 34.4%	23 - 29.5%	18 - 20.2%	18 - 20.2%	13 - 17.8%	25 - 40.3%	32 - 36.4%	28 - 43.7%	69 - 93.2%	62 - 87.6%	12 - 17.1%	49 - 69.0%	54 - 74.0%	12 - 19.4%	42 - 67.7%	882 - 71.8%		
	88 DeeDee Lamb	61 - 72.6%	68 - 85.7%	49 - 80.3%	65 - 83.3%	77 - 88.5%	77 - 88.5%	65 - 89.0%	44 - 71.0%	38 - 41.6%	36 - 52.7%	0 - 0.0%	0 - 0.0%	0 - 0.0%	0 - 0.0%	0 - 0.0%	0 - 0.0%	0 - 0.0%	2 - 0.2%		
	49 Ian Bunting	45 - 72.6%	53 - 68.8%	48 - 78.7%	57 - 73.1%	75 - 84.3%	75 - 84.3%	60 - 82.2%	12 - 19.4%	36 - 46.8%	9 - 13.4%	12 - 16.2%	19 - 27.1%	67 - 95.7%	6 - 8.5%	17 - 23.3%	5 - 7.8%	3 - 4.8%	119 - 9.7%		
	86 Dalton Schultz	3 - 3.6%	9 - 11.7%	14 - 23.0%	13 - 16.7%	8 - 9.0%	8 - 9.0%	5 - 6.8%	59 - 95.2%	21 - 35.2%	66 - 98.5%	71 - 95.9%	67 - 95.7%	7 - 10.0%	61 - 85.9%	55 - 75.3%	11 - 17.2%	32 - 35.5%	994 - 80.9%		
	87 Jeremy Sprinkle	48 - 57.1%	29 - 46.8%	33 - 54.1%	31 - 39.7%	47 - 52.8%	47 - 52.8%	32 - 43.8%	57 - 95.7%	27 - 36.1%	67 - 95.7%	71 - 95.9%	67 - 95.7%	6 - 8.5%	17 - 23.3%	5 - 7.8%	3 - 4.8%	119 - 9.7%			
	89 Brock Jarvin	83 - 98.8%	62 - 100.0%	61 - 100.0%	78 - 100.0%	89 - 100.0%	89 - 100.0%	73 - 100.0%	62 - 100.0%	77 - 100.0%	67 - 100.0%	74 - 100.0%	70 - 100.0%	85 - 100.0%	71 - 100.0%	73 - 100.0%	64 - 100.0%	62 - 100.0%	51 - 82.3%	1,205 - 96.0%	
	52 Connor Williams	83 - 98.8%	62 - 100.0%	61 - 100.0%	78 - 100.0%	89 - 100.0%	89 - 100.0%	73 - 100.0%	62 - 100.0%	77 - 100.0%	67 - 100.0%	74 - 100.0%	70 - 100.0%	85 - 100.0%	71 - 100.0%	73 - 100.0%	64 - 100.0%	62 - 100.0%	51 - 82.3%	1,205 - 96.0%	
	66 Connor McGovern	83 - 98.8%	62 - 100.0%	61 - 100.0%	78 - 100.0%	89 - 100.0%	89 - 100.0%	73 - 100.0%	62 - 100.0%	77 - 100.0%	67 - 100.0%	74 - 100.0%	70 - 100.0%	85 - 100.0%	71 - 100.0%	73 - 100.0%	64 - 100.0%	62 - 100.0%	51 - 82.3%	1,205 - 96.0%	
OL	68 Matt Farnok	0 - 0.0%	0 - 0.0%	0 - 0.0%	0 - 0.0%	0 - 0.0%	0 - 0.0%	0 - 0.0%	0 - 0.0%	0 - 0.0%	0 - 0.0%	0 - 0.0%	0 - 0.0%	0 - 0.0%	0 - 0.0%	0 - 0.0%	0 - 0.0%	0 - 0.0%	0 - 0.0%	3 - 0.2%	
	69 Brandon Knight	0 - 0.0%	0 - 0.0%	0 - 0.0%	0 - 0.0%	0 - 0.0%	0 - 0.0%	0 - 0.0%	0 - 0.0%	0 - 0.0%	0 - 0.0%	0 - 0.0%	0 - 0.0%	0 - 0.0%	0 - 0.0%	0 - 0.0%	0 - 0.0%	0 - 0.0%	0 - 0.0%	3 - 0.2%	
	70 Zack Martin	62 - 100.0%	74 - 96.1%	61 - 100.0%	78 - 100.0%	89 - 100.0%	89 - 100.0%	73 - 100.0%	62 - 100.0%	63 - 81.8%	67 - 100.0%	74 - 100.0%	70 - 100.0%	70 - 100.0%	84 - 98.8%	71 - 100.0%	61 - 83.6%	64 - 100.0%	51 - 82.3%	1,104 - 89.8%	
	71 Laila Collins	62 - 100.0%	74 - 96.1%	61 - 100.0%	78 - 100.0%	89 - 100.0%	89 - 100.0%	73 - 100.0%	62 - 100.0%	63 - 81.8%	67 - 100.0%	74 - 100.0%	70 - 100.0%	70 - 100.0%	84 - 98.8%	71 - 100.0%	61 - 83.6%	64 - 100.0%	51 - 82.3%	1,104 - 89.8%	
	77 Terence Steel	82 - 100.0%	62 - 100.0%	61 - 100.0%	78 - 100.0%	89 - 100.0%	89 - 100.0%	73 - 100.0%	62 - 100.0%	77 - 100.0%	67 - 100.0%	74 - 100.0%	70 - 100.0%	70 - 100.0%	84 - 98.8%	71 - 100.0%	61 - 83.6%	64 - 100.0%	51 - 82.3%	1,104 - 89.8%	
	78 Tyrone Smith	0 - 0.0%	0 - 0.0%	0 - 0.0%	0 - 0.0%	0 - 0.0%	0 - 0.0%	0 - 0.0%	0 - 0.0%	0 - 0.0%	0 - 0.0%	0 - 0.0%	0 - 0.0%	0 - 0.0%	0 - 0.0%	0 - 0.0%	0 - 0.0%	0 - 0.0%	0 - 0.0%	740 - 60.2%	
	79 Ty Nsekhe	0 - 0.0%	0 - 0.0%	0 - 0.0%	0 - 0.0%	0 - 0.0%	0 - 0.0%	0 - 0.0%	0 - 0.0%	0 - 0.0%	0 - 0.0%	0 - 0.0%	0 - 0.0%	0 - 0.0%	0 - 0.0%	0 - 0.0%	0 - 0.0%	0 - 0.0%	0 - 0.0%	913 - 74.3%	
	Total Plays	65 - 82.3%	71 - 91.4%	70 - 91.4%	68 - 91.4%	54 - 70.8%	54 - 70.8%	68 - 91.4%	78 - 91.4%	54 - 70.8%	54 - 70.8%	68 - 91.4%	78 - 91.4%	70 - 91.4%	68 - 91.4%	63 - 78.5%	63 - 78.5%	76 - 91.4%	74 - 91.4%	1150 - 91.4%	1,150 - 91.4%
	54 Azar Kamara	0 - 0.0%	0 - 0.0%	10 - 14.3%	3 - 4.4%	0 - 0.0%	0 - 0.0%	0 - 0.0%	0 - 0.0%	10 - 18.5%	0 - 0.0%	0 - 0.0%	0 - 0.0%	0 - 0.0%	0 - 0.0%	0 - 0.0%	0 - 0.0%	0 - 0.0%	0 - 0.0%	34 - 3.0%	
	56 Bradlee Anae	10 - 15.4%	23 - 32.4%	13 - 18.6%	17 - 25.0%	32 - 59.3%	40 - 58.8%	22 - 33.3%	30 - 38.5%	31 - 57.4%	16 - 23.5%	32 - 36.8%	39 - 44.8%	42 - 60.0%	18 - 26.5%	14 - 22.2%	21 - 35.0%	4 - 5.3%	33 - 44.6%	414 - 36.0%	
DL	59 Chauncey Golson	0 - 0.0%	0 - 0.0%	49 - 70.0%	40 - 58.8%	32 - 59.3%	40 - 58.8%	22 - 33.3%	30 - 38.5%	31 - 57.4%	16 - 23.5%	32 - 36.8%	39 - 44.8%	42 - 60.0%	18 - 26.5%	14 - 22.2%	21 - 35.0%	4 - 5.3%	33 - 44.6%	414 - 36.0%	
	72 Tyresten Hill	0 - 0.0%	0 - 0.0%	49 - 70.0%	40 - 58.8%	32 - 59.3%	40 - 58.8%	22 - 33.3%	30 - 38.5%	31 - 57.4%	16 - 23.5%	32 - 36.8%	39 - 44.8%	42 - 60.0%	18 - 26.5%	14 - 22.2%	21 - 35.0%	4 - 5.3%	33 - 44.6%	414 - 36.0%	
	90 DeMarcus Lawrence	43 - 66.2%	40 - 56.3%	0 - 0.0%	35 - 51.5%	40 - 74.1%	42 - 53.8%	27 - 40.9%	42 - 53.8%	23 - 42.6%	38 - 70.4%	21 - 24.1%	28 - 40.0%	37 - 52.9%	28 - 41.2%	40 - 63.5%	25 - 41.7%	29 - 39.2%	32 - 43.2%	271 - 23.6%	
	91 Carlos Watkins	30 - 46.2%	0 - 0.0%	0 - 0.0%	0 - 0.0%	0 - 0.0%	0 - 0.0%	25 - 37.9%	32 - 41.0%	33 - 42.6%	38 - 70.4%	21 - 24.1%	28 - 40.0%	37 - 52.9%	28 - 41.2%	40 - 63.5%	25 - 41.7%	29 - 39.2%	32 - 43.2%	271 - 23.6%	
	92 Darious Armstrong	27 - 41.5%	40 - 56.3%	0 - 0.0%	35 - 51.5%	40 - 74.1%	42 - 53.8%	27 - 40.9%	42 - 53.8%	23 - 42.6%	38 - 70.4%	21 - 24.1%	28 - 40.0%	37 - 52.9%	28 - 41.2%	40 - 63.5%	25 - 41.7%	29 - 39.2%	32 - 43.2%	271 - 23.6%	
	93 Tarell Basham	34 - 36.9%	45 - 63.4%	43 - 61.4%	56 - 82.4%	35 - 64.8%	43 - 65.2%	49 - 62.8%	48 - 61.5%	40 - 74.1%	45 - 68.2%	62 - 71.3%	51 - 72.9%	51 - 72.9%	37 - 52.9%	28 - 41.2%	40 - 63.5%	25 - 41.7%	29 - 39.2%	271 - 23.6%	
	94 Randy Gregory	27 - 36.9%	37 - 52.9%	37 - 52.9%	59 - 57.4%	35 - 66.7%	49 - 74.2%	48 - 61.5%	40 - 74.1%	45 - 68.2%	62 - 71.3%	51 - 72.9%	51 - 72.9%	37 - 52.9%	28 - 41.2%	40 - 63.5%	25 - 41.7%	29 - 39.2%	271 - 23.6%		
	95 Brent Urban	28 - 43.1%	31 - 43.7%	30 - 42.9%	30 - 44.1%	19 - 35.2%	48 - 61.5%	40 - 74.1%	45 - 68.2%	62 - 71.3%	51 - 72.9%	51 - 72.9%	37 - 52.9%	28 - 41.2%	40 - 63.5%	25 - 41.7%	29 - 39.2%	32 - 43.2%	271 - 23.6%		
	96 Neville Gallimore	36 - 55.4%	43 - 60.6%	41 - 58.6%	41 - 60.3%	39 - 72.2%	49 - 74.2%	49 - 74.2%	42 - 53.8%	31 - 57.4%	37 - 54.4%	35 - 40.2%	35 - 40.2%	10 - 11.5%	39 - 44.1%	38 - 60.3%	24 - 40.0%	31 - 40.8%	41 - 55.4%	164 - 14.0%	
	97 Osa Odeh	20 - 28.2%	17 - 24.3%	16 - 23.5%	16 - 23.5%	14 - 25.9%	24 - 30.8%	24 - 30.8%	24 - 30.8%	23 - 42.6%	7 - 10.3%	10 - 11.5%	10 - 11.5%	15 - 21.4%	30 - 44.1%	38 - 60.3%	24 - 40.0%	31 - 40.8%	41 - 55.4%	164 - 14.0%	
LB	98 Quinton Bohanna	0 - 0.0%	0 - 0.0%	17 - 24.3%	16 - 23.5%	14 - 25.9%	24 - 30.8%	24 - 30.8%	24 - 30.8%	23 - 42.6%	7 - 10.3%	10 - 11.5%	10 - 11.5%	15 - 21.4%	30 - 44.1%	38 - 60.3%	24 - 40.0%	31 - 40.8%	41 - 55.4%	164 - 14.0%	
	99 Justin Hamilton	16 - 24.6%	54 - 76.1%	28 - 44.0%	63 - 92.6%	54 - 100.0%	67 - 85.9%	40 - 74.1%	42 - 53.8%	23 - 42.6%	38 - 70.4%	21 - 24.1%	28 - 40.0%	37 - 52.9%	28 - 41.2%	40 - 63.5%	25 - 41.7%	29 - 39.2%	32 - 43.2%	271 - 23.6%	
	11 Micah Parsons	51 - 78.5%	39 - 54.9%	68 - 97.1%	4 - 5.9%	34 - 50.0%	34 - 43.6%	25 - 46.3%	34 - 43.6%	25 - 46.3%	34 - 50.0%	34 - 50.0%	34 - 50.0%	34 - 50.0%	34 - 50.0%	34 - 50.0%	34 - 50.0%	34 - 50.0%	34 - 50.0%	34 - 50.0%	
	42 Keanu Neal	50 - 76.9%	51 - 71.8%	0 - 0.0%	0 - 0.0%	32 - 59.3%	23 - 34.8%	23 - 34.8%	34 - 43.6%	25 - 46.3%	34 - 50.0%	34 - 50.0%	34 - 50.0%	34 - 50.0%	34 - 50.0%	34 - 50.0%	34 - 50.0%	34 - 50.0%	34 - 50.0%	34 - 50.0%	
	53 Francis Bernard	14 - 21.5%	37 - 52.1%	40 - 57.1%	31 - 45.6%	28 - 51.9%	33 - 50.0%	33 - 50.0%	51 - 65.4%	20 - 37.0%	49 - 72.1%	53 - 60.9%	53 - 60.9%	39 - 55.7%	28 - 41.2%	33 - 52.4%	41 - 68.3%	57 - 75.0%	65 - 85.5%	663 - 57.7%	
	57 Luke Gifford	55 - 84.6%	60 - 80.0%	40 - 57.1%	31 - 45.6%	28 - 51.9%	33 - 50.0%	33 - 50.0%	51 - 65.4%	20 - 37.0%	49 - 72.1%	53 - 60.9%	53 - 60.9%	39 - 55.7%	28 - 41.2%	33 - 52.4%	41 - 68.3%	57 - 75.0%	65 - 85.5%	663 - 57.7%	
	6 Donovan Wilson	85 - 100.0%	71 - 100.0%	50 - 71.4%	57 - 83.8%	53 - 98.1%	64 - 97.0%	64 - 97.0%	75 - 94.9%	51 - 94.4%	46 - 67.6%	67 - 98.5%	67 - 98.5%	67 - 98.5%	67 - 98.5%	67 - 98.5%	67 - 98.5%	67 - 98.5%	67 - 98.5%	67 - 98.5%	
	7 Tyrone Dags	65 - 100.0%	71 - 100.0%	50 - 71.4%	57 - 83.8%	53 - 98.1%	64 - 97.0%	64 - 97.0%	75 - 94.9%	51 - 94.4%	46 - 67.6%	67 - 98.5%	67 - 98.5%	67 - 98.5%	67 - 98.5%	67 - 98.5%</					

GAME-BY-GAME PLAYER PARTICIPATION

	@ TB	@ LAC	PHI	CAR	NYG	@ NE	@ MIN	DEN	ATL	@ KC	LV	@ NO	@ WAS	@ NYG	WAS	ARI	@ PHI				
PLAYERS	9/9	9/19	9/27	10/3	10/10	10/17	10/31	11/7	11/14	11/21	11/25	12/2	12/12	12/19	12/26	1/2	1/8	GP	GS	DNP	I
Isaac Alarcon	PS	PS	PS	PS	PS	PS	PS	PS	PS	PS	PS	PS	PS	PS	PS	PS/C19	PS	0	0	0	0
Bradlee Anae	P	P	R/C19	R/C19	P	D	P	PS	PS	PS	PS	PS	PS	PS	PS	PS	PS	4	0	0	1
Bryan Anger	P	P	P	P	P	P	P	P	P	P	P	P	P	P	P	P	P	17	0	0	0
Dorance Armstrong	P	RDE	I	I	I	I	P	P	RDE	RDE	LDE	RDE	P	P	P	P	P	13	5	0	0
Josh Ball	IR	IR	IR	IR	IR	IR	IR	IR	IR	IR	IR	IR	IR	IR	DFR	DFR	R/C19	0	0	0	0
Tarell Basham	P	P	P	LDE	LDE	LDE	LDE	LDE	LDE	P	P	P	P	P	P	P	P	17	6	0	0
Francis Bernard	IR	IR	IR	IR	IR	IR	DFR	P	P	P	P	P	P	P	P	R/C19	R/C19	8	0	0	0
Tyler Biadasz	C	C	C	C	C	C	C	C	C	C	C	C	C	C	C	C	C	17	17	0	0
Quinton Bohanna	P	P	P	P	P	LDT	P	P	D	P	P	P	P	P	P	R/C19	D	14	1	0	2
Devante Bond	A	A	A	A	A	A	A	A	A	A	A	A	A	A	A	PS	PS	0	0	0	0
Anthony Brown	RCB	RCB	RCB	RCB	RCB	RCB	RCB	RCB	RCB	RCB	RCB	RCB	RCB	RCB	NCB	RCB	R/C19	16	16	0	0
Kyron Brown	PS	PS	PS	PS	PS	PS	PS	PS	PS	P	PS	PS	PS	PS	D	PS/C19	PS	1	0	0	1
Noah Brown	D	P	P	P	P	P	P	P	P	P	P	P	P	P	IR	IR	P	13	1	0	1
Deante Burton	PS	PSI	PSI	PSI	PSI	PSI	PS	PS	PS	PS	PS	PS	PS	PS	IR	A	A	1	0	0	0
Maurice Canady	P	P	P	P	P	P	IR	IR	IR	IR	IR	IR	IR	IR	P	D	P	8	0	0	1
Corey Clement	P	P	P	P	P	P	P	P	P	P	P	P	P	P	P	P	P	17	0	0	0
La'el Collins	RT	R/SUS	R/SUS	R/SUS	R/SUS	R/SUS	P	RT	RT	RT	P	RT	RT	RT	RT	RT	RT	12	10	0	0
Amari Cooper	WR	WR	WR	WR	WR	WR	WR	WR	WR	R/C19	R/C19	P	WR	WR	WR	WR	WR	15	14	0	0
Jabril Cox	P	P	P	P	P	P	P	IR	IR	IR	IR	IR	IR	IR	IR	IR	IR	7	0	0	0
Tyler Coyle	PS	PS	PS	PS	PS	PS	PS	PS	PS	PS	PS	PS	PS	PS	PS	PS/C19	P	2	0	0	0
Trevon Diggs	LCB	LCB	LCB	LCB	LCB	LCB	LCB	LCB	LCB	LCB	LCB	LCB	LCB	LCB	LCB	LCB	I	16	16	0	1
Ben DiNucci	PS	PS	PS	PS	PS	PS	PS	PS	PS	PS	PS	PS	PS	PS	PS	PS	PS	0	0	0	0
Rico Dowdle	IR	IR	IR	IR	IR	IR	IR	IR	IR	IR	IR	IR	IR	IR	IR	IR	IR	0	0	0	0
Ezekiel Elliott	RB	RB	RB	RB	RB	RB	RB	RB	RB	RB	RB	RB	RB	RB	RB	RB	RB	17	17	0	0
Austin Faoliu	PS	PS	PS	P	PS	PS	PS	PS	PS	PS	PS	PS	PS	PS	PS	PS	PS	1	0	0	0
Matt Farniok	P	P	P	P	P	P	D	DNP	P	P	D	P	D	P	P	D	P	12	0	1	4
Simi Fehoko	A	P	P	D	D	D	D	D	D	D	P	P	D	D	D	R/C19	D	5	0	0	11
Robert Foster	PS	PS	PS	PS	PS	PS	PS	PS	PS	PS	R/C19	R/C19	PS	PS	PS	PS	PS	0	0	0	0
Neville Gallimore	IR	IR	IR	IR	IR	IR	IR	IR	IR	IR	IR	IR	DFR	P	LDT	LDT	LDT	5	4	0	0
Michael Gallup	P	IR	IR	IR	IR	IR	DFR	DFR	WR	WR	WR	WR	WR	WR	WR	WR	IR	9	8	0	0
Luke Gifford	D	P	P	P	P	P	P	P	P	P	P	P	P	P	P	P	P	16	0	0	1
Chauncey Golston	D	D	P	P	P	P	P	P	P	P	P	P	P	P	P	P	P	15	0	0	2
C.J. Goodwin	P	P	P	P	P	P	P	P	P	P	P	P	P	P	P	P	P	17	0	0	0
Randy Gregory	RDE	R/C19	D	RDE	RDE	P	RDE	RDE	IR	IR	IR	IR	RDE	RDE	RDE	RDE	RDE	12	11	0	0
Will Grier	D	D	D	D	D	D	DNP	D	D	D	D	D	D	D	D	D	D	0	0	1	16
Lirim Hajrullahu	A	PS	A	A	A	A	A	A	P	PS	A	A	A	A	A	A	A	1	0	0	0
Justin Hamilton	PS	PS	P	P	PS	PS	P	P	P	P	P	P	A	P	PS	A	A	9	0	0	0
JaQuan Hardy	PS	PS	PS	PS	PS	PS	PS	PS	PS	PS	PS	PS	PS	P	P	PS/C19	PS	3	0	0	0
Trysten Hill	R/PUP	R/PUP	R/PUP	R/PUP	R/PUP	R/PUP	R/PUP	R/PUP	P	P	P	R/SUS	P	R/C19	R/C19	P	P	6	0	0	0
Malik Hooker	D	SS	P	P	NCB	P	P	P	P	P	P	P	P	P	P	R/C19	SS	15	3	0	1
Mitch Hyatt	IR	IR	IR	IR	IR	IR	IR	IR	IR	IR	IR	IR	IR	IR	IR	IR	IR	0	0	0	0
Blake Jarwin	TE	TE	TE	TE	P	P	TE	IR	IR	IR	IR	IR	R/C19	IR	IR	IR	IR	8	5	0	0
Braylon Jones	PS	PS	PS	PS	PS	PS	PS	PS	PS	PS	PS	PS	PS	PS	PS	PS	PS	0	0	0	0
Kelvin Joseph	IR	IR	IR	IR	IR	IR	P	P	P	D	P	P	P	P	P	RCB	RCB	10	2	0	1
Azur Kamara	D	P	P	P	P	P	D	P	P	P	P	D	D	D	D	A	A	9	0	0	5
Damontae Kazee	FS	FS	FS	FS	FS	FS	FS	FS	P	P	FS	FS	FS	FS	FS	FS	FS	17	15	0	0
Jayron Kearse	P	NCB	SS	SS	SS	SS	SS	SS	SS	SS	SS	SS	SS	SS	SS	SS	R/C19	16	15	0	0
Brandon Knight	R/C19	DNP	P	DNP	D	A	A	A	A	A	A	A	A	A	A	A	A	1	0	2	1
CeeDee Lamb	WR	WR	WR	WR	WR	WR	WR	WR	WR	WR	I	WR	P	P	P	WR	WR	16	13	0	1
DeMarcus Lawrence	LDE	IR	IR	IR	IR	IR	IR	IR	IR	IR	DFR	RDE	LDE	LDE	LDE	LDE	LDE	7	7	0	0
Jourdan Lewis	CB	P	NCB	NCB	P	P	NCB	NCB	NCB	NCB	NCB	NCB	NCB	NCB	NCB	R/C19	NCB	16	13	0	0
Zack Martin	R/C19	RG	RG	RG	RG	RG	RG	RG	RG	RG	RG	RG	RG	RG	RG	RG	RG	16	16	0	0
Connor McGovern	LG	P	P	P	P	P	P	DNP	P	LG	LG	LG	LG	P	P	P	P	16	6	1	0
Sean McKeon	IR	IR	IR	IR	IR	IR	DFR	P	P	TE	TE	TE	D	P	P	P	P	9	2	0	1
Jake McQuaide	P	P	P	P	P	P	P	P	P	P	P	P	P	P	P	P	P	17	0	0	0
Osirus Mitchell	PS	PSI	PSI	PSI	PSI	PSI	PSI	PSI	PSI	PS	PS	PS	PS	PS	PS	A	A	0	0	0	0
Israel Mukuamu	D	DNP	P	D	D	D	D	D	D	P	P	P	D	D	D	D	P	4	0	1	12
Keanu Neal	MLB	P	R/C19	R/C19	P	OLB	P	P	P	MLB	MLB	P	P	P	P	R/C19	OLB	14	5	0	0
Hunter Niswander	IR	IR	IR	IR	IR	IR	IR	IR	IR	IR	IR	IR	IR	IR	IR	R/C19	R/C19	0	0	0	0
Ty Nsekhe	P	I	I	I	DNP	P	P	DNP	P	P	P	P	P	P	P	P	P	12	0	2	3
Osa Odighizuwa	LDT	LDT	LDT	LDT	LDT	P	LDT	LDT	LDT	LDT	RT	RT	RT	R/C19	P	P	P	16	12	0	0
Sewo Olonilua	IR	IR	IR	IR	IR	IR	IR	IR	IR	IR	IR	IR	IR	IR	IR	IR	IR	0	0	0	0
Micah Parsons	OLB	LDE	LDE	OLB	OLB	OLB	OLB	OLB	OLB	LDE	RDE	OLB	OLB	OLB	OLB	OLB	R/C19	16	16	0	0
Tony Pollard	P	P	P	P	P	P	P	P	P	P	P	P	I	P	P	P	I	15	0	0	2
Dak Prescott	QB	QB	QB	QB	QB	QB	I	QB	QB	QB	QB	QB	QB	QB	QB	QB	QB	16	16	0	1
Nick Ralston	PS	PS	P	P	P	P	PS	PS	PS	PS	PS	PS	PS	PS	PS	PS	PS	4	0	0	0
Damion Ratley	A	A	PS	PS	PS	PS	PS	PS	PS	A	A	A	A	A	A	A	A	0	0	0	0
Reggie Robinson	IR	IR	IR	IR	IR	IR	IR	IR	IR	IR	IR	IR	IR	IR	IR	IR	IR	0	0	0	0
Cooper Rush	DNP	DNP	P	DNP	DNP	DNP	QB	DNP	P	DNP	DNP	DNP	DNP	DNP	P	DNP	P	5	1	12	0
Dalton Schultz	TE	TE	TE	TE	TE	TE	TE	TE	TE	TE	TE	TE	P	TE	TE	TE	P	17	15	0	0
Brandon Smith	PS	PS	PS	PS	PS	PS	PS	PS	PS	PS	PS	PS	PS	PS	PS	PS	PS	0	0	0	0
Jaylon Smith	P	MLB	MLB	P	A	A	A	A	A	A	A	A	A	A	A	A	A	4	2	0	0
Tyron Smith	LT	LT	LT	LT	LT	LT	LT	I	I	I	LT	LT	LT	I	I	I	R/C19	11	11	0	5
Breeland Spears	PS	PS	PS	PS	PS	PS	PS	PS	PS	PS	PS	PS	A	A	A	A	A	0	0	0	0
Jeremy Sprinkle	P	P	P	P	P	P	P	P	P	P	P	P	TE	TE	TE	P	TE	17	14	0	0
Terence Steele	P	RT	RT	RT	RT	RT	RT	LT	LT	RT	RT	R/C19	P	LT	LT	P	LT	16	13	0	0
Darian Thompson	P	PSI	PSI	PSI	PSI	PSI	PSI	PSI	PSI	PSI	PSI	PS	P	P	P	P	PS/C19	5	0	0	0
Malik Turner	IR	IR	IR	P	P	P	P	P	P	P	P	P	P	P	P	P	P	14	0	0	0
Brent Urban	P	P	RDT	RDT	RDT	RDE	IR	IR	IR	IR	IR	IR	IR	IR	IR	IR	IR	6	4	0	0
Leighton Vander Esch	P	OLB	OLB	MLB	MLB	MLB	MLB	MLB	MLB	OLB	OLB	MLB	MLB	MLB	MLB	MLB	MLB	17	16	0	0
T.J. Vasher	R/NFI	R/NFI	R/NFI	R/NFI	R/NFI	R/NFI	R/NFI	R/NFI	R/NFI	R/NFI	R/C19	R/NFI	R/NFI	R/NFI	R/NFI	R/NFI	R/NFI	0	0	0	0
Carlos Watkins	RDT	RDT	I	I	P	RDT	RDT	RDT	RDT	RDT	LDT	LDT	LDT	RDT	RDT	RDT	RDT	15	14	0	2
Connor Williams	LG	LG	LG	LG	LG	LG	LG	LG	LG	P	P	P	P	P	P	P	P	17	14	0	0
Cedrick Wilson	P	P	P	P	WR	WR	P	WR	P	P	WR	I	P	P	P	P	P	16	4	0	1
Donovan Wilson	SS	I	I	I	I	P	P	P	P	FS	FS	IR	IR	IR	DFR	P	P	9	3	0	4
Nahshon Wright	P	P	P	P	P	P	P	P	P	P	I	P	R/C19	R/C19	D	P	P	13	1	0	2
Greg Zuerlein	P	P	P	P	P	P	P	P	P	R/C19	P	P	P	P	P	P	P	16	0	0	0

LEGEND:
Position abbreviation indicated start, P=Played, DNP=Did Not Play, D=Inactive, I=Inactive/Injured, R/C19=Reserve/COVID-19,

GAME-BY-GAME STARTERS AND INACTIVES

2021 REGULAR SEASON

OFFENSE

DATE	OPPONENT	WR	LT	LG	C	RG	RT	TE	WR	WR	QB	FB	RB
9/9	at Tampa Bay	C. Lamb	T. Smith	C. Williams	T. Biadasz	C. McGovern	L. Collins	D. Schultz/ B. Jarwin		A. Cooper	D. Prescott		E. Elliott
9/19	at L.A. Chargers	C. Lamb	T. Smith	C. Williams	T. Biadasz	Z. Martin	T. Steele	D. Schultz/ B. Jarwin		A. Cooper	D. Prescott		E. Elliott
9/27	Philadelphia	C. Lamb	T. Smith	C. Williams	T. Biadasz	Z. Martin	T. Steele	D. Schultz/ B. Jarwin		A. Cooper	D. Prescott		E. Elliott
10/3	Carolina	C. Lamb	T. Smith	C. Williams	T. Biadasz	Z. Martin	T. Steele	D. Schultz/ B. Jarwin		A. Cooper	D. Prescott		E. Elliott
10/10	N.Y. Giants	C. Lamb	T. Smith	C. Williams	T. Biadasz	Z. Martin	T. Steele	D. Schultz	C. Wilson	A. Cooper	D. Prescott		E. Elliott
10/17	at New England	C. Lamb	T. Smith	C. Williams	T. Biadasz	Z. Martin	T. Steele	D. Schultz	A. Cooper	C. Wilson	D. Prescott		E. Elliott
10/31	at Minnesota	C. Lamb	T. Smith	C. Williams	T. Biadasz	Z. Martin	T. Steele	D. Schultz/ B. Jarwin		A. Cooper	C. Rush		E. Elliott
11/7	Denver	C. Lamb	T. Steele	C. Williams	T. Biadasz	Z. Martin	L. Collins	D. Schultz	C. Wilson	A. Cooper	D. Prescott		E. Elliott
11/14	Atlanta	C. Lamb	T. Steele	C. Williams	T. Biadasz	Z. Martin	L. Collins	D. Schultz	A. Cooper	M. Gallup	D. Prescott		E. Elliott
11/21	at Kansas City	C. Lamb	T. Steele	C. McGovern	T. Biadasz	Z. Martin	L. Collins	D. Schultz	N. Brown	M. Gallup	D. Prescott		E. Elliott
11/25	Las Vegas	C. Wilson	T. Smith	C. McGovern	T. Biadasz	Z. Martin	T. Steele	D. Schultz/ S. McKeon		M. Gallup	D. Prescott		E. Elliott
12/2	at New Orleans	C. Lamb	T. Smith	C. McGovern	T. Biadasz	Z. Martin	L. Collins	S. McKeon/ D. Schultz		M. Gallup	D. Prescott		E. Elliott
12/12	at Washington	A. Cooper	T. Smith	C. McGovern	T. Biadasz	Z. Martin	L. Collins	J. Sprinkle		M. Gallup	D. Prescott	C. Williams	E. Elliott
12/19	at N.Y. Giants	A. Cooper	T. Steele	C. Williams	T. Biadasz	Z. Martin	L. Collins	D. Schultz/ J. Sprinkle		M. Gallup	D. Prescott		E. Elliott
12/26	Washington	A. Cooper	T. Steele	C. Williams	T. Biadasz	Z. Martin	L. Collins	D. Schultz/ J. Sprinkle		M. Gallup	D. Prescott		E. Elliott
1/2	Arizona	A. Cooper	T. Smith	C. Williams	T. Biadasz	Z. Martin	L. Collins	D. Schultz	C. Lamb	M. Gallup	D. Prescott		E. Elliott
1/8	at Philadelphia	A. Cooper	T. Steele	C. Williams	T. Biadasz	Z. Martin	L. Collins	J. Sprinkle		C. Lamb	D. Prescott	C. McGovern	E. Elliott

2021 REGULAR SEASON

DEFENSE

DATE	OPPONENT	LDE	LDT	RDT	RDE	OLB	MLB	OLB	LCB	NICKEL	RCB	SS	FS
9/9	at Tampa Bay	D. Lawrence	<u>O. Odighizuwa</u>	C. Watkins	R. Gregory	<u>M. Parsons</u>	K. Neal		T. Diggs	J. Lewis	A. Brown	D. Wilson	D. Kazee
9/19	at L.A. Chargers	M. Parsons	<u>O. Odighizuwa</u>	C. Watkins	D. Armstrong	L. Vander Esch	J. Smith		T. Diggs	J. Kearse	A. Brown	M. Hooker	D. Kazee
9/27	Philadelphia	M. Parsons	<u>O. Odighizuwa</u>	B. Urban	R. Gregory	L. Vander Esch	J. Smith		T. Diggs	J. Lewis	A. Brown	J. Kearse	D. Kazee
10/3	Carolina	T. Basham	<u>O. Odighizuwa</u>	B. Urban	R. Gregory	<u>M. Parsons</u>	L. Vander Esch		T. Diggs	J. Lewis	A. Brown	J. Kearse	D. Kazee
10/10	N.Y. Giants	T. Basham	<u>O. Odighizuwa</u>	B. Urban	R. Gregory	<u>M. Parsons</u>	L. Vander Esch		T. Diggs	M. Hooker	A. Brown	J. Kearse	D. Kazee
10/17	at New England	T. Basham	<u>Q. Bohanna</u>	C. Watkins	B. Urban	<u>M. Parsons</u>	L. Vander Esch	K. Neal	T. Diggs	J. Lewis	A. Brown	J. Kearse	D. Kazee
10/31	at Minnesota	T. Basham	<u>O. Odighizuwa</u>	C. Watkins	R. Gregory	<u>M. Parsons</u>	L. Vander Esch		T. Diggs	J. Lewis	A. Brown	J. Kearse	D. Kazee
11/7	Denver	T. Basham	<u>O. Odighizuwa</u>	C. Watkins	R. Gregory	<u>M. Parsons</u>	L. Vander Esch		T. Diggs	J. Lewis	A. Brown	J. Kearse	D. Kazee
11/14	Atlanta	T. Basham	<u>O. Odighizuwa</u>	C. Watkins	D. Armstrong	<u>M. Parsons</u>	L. Vander Esch		T. Diggs	J. Lewis	A. Brown	J. Kearse	D. Wilson
11/21	at Kansas City	M. Parsons	<u>O. Odighizuwa</u>	C. Watkins	D. Armstrong	L. Vander Esch	K. Neal		T. Diggs	J. Lewis	A. Brown	J. Kearse	D. Wilson
11/25	Las Vegas	D. Armstrong	C. Watkins	<u>O. Odighizuwa</u>	<u>M. Parsons</u>	L. Vander Esch	K. Neal		T. Diggs	J. Lewis	A. Brown	J. Kearse	D. Kazee
12/2	at New Orleans	D. Lawrence	C. Watkins	<u>O. Odighizuwa</u>	D. Armstrong	<u>M. Parsons</u>	L. Vander Esch		T. Diggs	J. Lewis	A. Brown	J. Kearse	D. Kazee
12/12	at Washington	D. Lawrence	C. Watkins	<u>O. Odighizuwa</u>	R. Gregory	<u>M. Parsons</u>	L. Vander Esch		T. Diggs	J. Lewis	A. Brown	J. Kearse	D. Kazee
12/19	at N.Y. Giants	D. Lawrence	N. Gallimore	C. Watkins	R. Gregory	<u>M. Parsons</u>	L. Vander Esch		T. Diggs	J. Lewis	A. Brown	J. Kearse	D. Kazee
12/26	Washington	D. Lawrence	N. Gallimore	C. Watkins	R. Gregory	<u>M. Parsons</u>	L. Vander Esch		T. Diggs	A. Brown	<u>K. Joseph</u>	J. Kearse	D. Kazee
1/2	Arizona	D. Lawrence	N. Gallimore	C. Watkins	R. Gregory	<u>M. Parsons</u>	L. Vander Esch		T. Diggs	J. Lewis	A. Brown	J. Kearse	D. Kazee
1/8	at Philadelphia	D. Lawrence	N. Gallimore	C. Watkins	R. Gregory	K. Neal	L. Vander Esch		<u>N. Wright</u>	J. Lewis	<u>K. Joseph</u>	M. Hooker	D. Kazee

Rookies underlined.

2021 REGULAR SEASON INACTIVES

DATE	OPPONENT	1	2	3	4	5	6	7
9/9	at Tampa Bay	N. Brown	L. Gifford	<u>C. Golston</u>	W. Grier	M. Hooker	A. Kamara	<u>I. Mukuamu</u>
9/19	at L.A. Chargers	<u>C. Golston</u>	W. Grier	T. Nsekhe-I	D. Wilson-I			
9/27	Philadelphia	D. Armstrong-I	W. Grier	T. Nsekhe-I	C. Watkins-I	D. Wilson-I		
10/3	Carolina	D. Armstrong-I	<u>S. Fehoko</u>	W. Grier	<u>I. Mukuamu</u>	T. Nsekhe-I	C. Watkins-I	D. Wilson-I
10/10	N.Y. Giants	D. Armstrong-I	<u>S. Fehoko</u>	W. Grier	B. Knight	<u>I. Mukuamu</u>	D. Wilson-I	
10/17	at New England	B. Anae	D. Armstrong-I	<u>S. Fehoko</u>	W. Grier	<u>I. Mukuamu</u>		
10/31	at Minnesota	<u>M. Farniok</u>	<u>S. Fehoko</u>	A. Kamara	<u>I. Mukuamu</u>	D. Prescott-I		
11/7	Denver	<u>S. Fehoko</u>	W. Grier	<u>I. Mukuamu</u>	T. Smith-I			
11/14	Atlanta	<u>Q. Bohanna</u>	<u>S. Fehoko</u>	W. Grier	<u>I. Mukuamu</u>	T. Smith-I		
11/21	at Kansas City	<u>S. Fehoko</u>	W. Grier	<u>K. Joseph</u>	<u>I. Mukuamu</u>	T. Smith-I	<u>N. Wright-I</u>	
11/25	Las Vegas	<u>M. Farniok</u>	W. Grier	C. Lamb-I				
12/2	at New Orleans	W. Grier	A. Kamara	C. Wilson-I				
12/12	at Washington	<u>M. Farniok</u>	<u>S. Fehoko</u>	W. Grier	A. Kamara	S. McKeon	<u>I. Mukuamu</u>	T. Pollard-I
12/19	at N.Y. Giants	<u>S. Fehoko</u>	W. Grier	A. Kamara	<u>I. Mukuamu</u>	T. Smith-I	<u>N. Wright</u>	
12/26	Washington	K. Brown	W. Grier	<u>I. Mukuamu</u>	T. Smith-I			
1/2	Arizona	M. Canady	<u>M. Farniok</u>	<u>S. Fehoko</u>	W. Grier	<u>I. Mukuamu</u>		
1/8	at Philadelphia	<u>Q. Bohanna</u>	T. Diggs-I	<u>S. Fehoko</u>	W. Grier	T. Pollard-I		

"I" denotes injury

GAME-BY-GAME CAPTAINS AND ELEVATIONS

2021 REGULAR SEASON - CAPTAINS

DATE	OPPONENT	OFFENSE	DEFENSE	SPECIAL TEAMS
9/9	at Tampa Bay	Dak Prescott	Randy Gregory	Darian Thompson
9/19	at L.A. Chargers	Tyron Smith	Dorance Armstrong	Cedrick Wilson
9/27	Philadelphia	Ezekiel Elliott	Damontae Kazee	Corey Clement
10/3	Carolina	Zack Martin	Jaylon Smith	Luke Gifford
10/10	N.Y. Giants	CeeDee Lamb	Jourdan Lewis	Noah Brown
10/17	at New England	Dak Prescott	Leighton Vander Esch	C.J. Goodwin
10/31	at Minnesota	Dalton Schultz	Jayron Kearse	Tony Pollard
11/7	Denver	Amari Cooper	Randy Gregory	Jeremy Sprinkle
11/14	Atlanta	Tyler Biadasz	Anthony Brown	Malik Turner
11/21	at Kansas City	Terence Steele	Donovan Wilson	Francis Bernard
11/25	Las Vegas	Zack Martin	Carlos Watkins	Jake McQuaide
12/2	at New Orleans	Dak Prescott	Micah Parsons	Bryan Anger
12/12	at Washington	Michael Gallup	Trevon Diggs	Greg Zuerlein
12/19	at N.Y. Giants	La'el Collins	DeMarcus Lawrence	Darian Thompson
12/26	Washington	Tony Pollard	Neville Gallimore	Jeremy Sprinkle
1/2	Arizona	Connor Williams	Malik Hooker	Jake McQuaide
1/8	at Philadelphia	Noah Brown	Keanu Neal	Sean McKeon

GAME-BY-GAME ELEVATIONS

Date	Opponent	STANDARD ELEVATION	COVID-19 REPLACEMENT	Reserve/COVID-19
9/9	@ Tampa Bay	J. Sprinkle D. Thompson	Not Eligible	B. Knight/Z. Martin
9/19	@ LA Chargers	----	J. Sprinkle	R. Gregory
9/27	PHILADELPHIA	N. Ralston	J. Hamilton J. Sprinkle	B. Anae/K. Neal
10/3	CAROLINA	A. Faolui J. Hamilton	N. Ralston J. Sprinkle	B. Anae/K. Neal
10/10	N.Y. GIANTS	N. Ralston J. Sprinkle	----	----
10/17	@ New England	----	----	----
10/31	@ Minnesota	J. Hamilton	----	----
11/7	DENVER	----	----	----
11/14	ATLANTA	----	L. Hajrullahu	G. Zuerlein
11/21	@ Kansas City	K. Brown	D. Burton	A. Cooper
11/25	LAS VEGAS	----	----	A. Cooper
12/2	@ New Orleans	----	T. Coyle	T. Steele/N. Wright
12/12	@ Washington	I.unting J. Hardy	D. Thompson	N. Wright
12/19	@ N.Y. Giants	J. Hardy	J. Hamilton D. Thompson	T. Hill/O. Odighizuwa
12/26	WASHINGTON	----	K. Brown D. Thompson	T. Hill/M. Hooker/ J. Lewis/S.
1/2/22	ARIZONA	----	D. Thompson	F. Bernard/Q. Bohanna/K. Neal
1/8/22	@ Philadelphia	----	T. Coyle J. Hardy I. Smith	F. Bernard/A. Brown/J. Kearse/ M. Parsons/T. Smith

2021 DALLAS COWBOYS UNOFFICIAL DEPTH CHART

(As of January 11, 2022)

OFFENSE

WR	19 Amari Cooper	17 Malik Turner		
LT	77 [Tyron Smith]	78 Terence Steele		
LG	52 Connor Williams	66 Connor McGovern		
C	63 Tyler Biadasz	66 Connor McGovern	68 <u>Matt Farniok</u>	
RG	70 Zack Martin	66 Connor McGovern		
RT	71 La'el Collins	79 Ty Nsekhe		
TE	86 Dalton Schultz	89 Blake Jarwin	87 Jeremy Sprinkle	84 Sean McKeon
WR	88 CeeDee Lamb	81 Simi Fehoko		
WR	1 Cedrick Wilson	85 Noah Brown		
QB	4 Dak Prescott	10 Cooper Rush		
RB	21 Ezekiel Elliott	20 Tony Pollard	32 Corey Clement	

DEFENSE

LDE	90 DeMarcus Lawrence	93 Tarell Basham		
LDT	96 Neville Gallimore	72 Trysten Hill	98 <u>Quinton Bohanna</u>	
RDT	91 Carlos Watkins	97 <u>Osa Odighizuwa</u>		
RDE	94 Randy Gregory	92 Dorance Armstrong	59 <u>Chauncey Golston</u>	
OLB	11 <u>[Micah Parsons]</u>			
MLB	42 Keanu Neal	57 Luke Gifford		
OLB	55 Leighton Vander Esch	53 [Francis Bernard]		
LCB	7 Trevon Diggs	25 <u>Nahshon Wright</u>	29 C.J. Goodwin	
NCB	26 Jourdan Lewis	31 Maurice Canady		
RCB	30 Anthony Brown	24 <u>Kelvin Joseph</u>		
SS	27 [Jayron Kearse]	28 Malik Hooker		
FS	18 Damontae Kazee	6 Donovan Wilson	38 <u>Israel Mukuamu</u>	

SPECIALISTS

K	2 Greg Zuerlein	
P	5 Bryan Anger	
LS	44 Jake McQuaide	
H	5 Bryan Anger	
KR	20 Tony Pollard	32 Corey Clement
PR	88 CeeDee Lamb	1 Cedrick Wilson

[Injured Players]

PRONUNCIATION GUIDE

Dorance Armstrong	DOOR-intz	Sean McKeon	muh-CUE-in
Tyler Biadasz	bee-AH-dish	Jake McQuaide	Mc-KWAYD
Quinton Bohanna	boe-HAN-ah	Israel Mukuamu	moo-KWAH-moo
Corey Clement	CLEM-ent	Ty Nsekhe	en-SECK-he
La'el Collins	luhEL	Osa Odighizuwa	oh-DIGGY-zoowa
Matt Farniok	FAR-nee-ack	Malik Turner	muh-LEEK
Simi Fehoko	SIM-ee FAY-hoko	Nahshon Wright	nuh-SHAWN
Damontae Kazee	duh-MON-tay KAY-zee	Greg Zuerlein	ZURR-line
Jayron Kearsae	JAY-RON		

COACHING STAFF

HEAD COACH: Mike McCarthy

ASSISTANTS: Jeff Blasko (Assistant Offensive Line), Matt Daniels (Assistant Special Teams), Rob Davis (Assistant Head Coach), Aden Durde (Defensive Line), George Edwards (Senior Defensive Assistant), John Fassel (Special Teams Coordinator), Ryan Feder (Quality Control Analytics), Al Harris (Defensive Backs), Chase Haslett (Quality Control/Offense), Adam Henry (Wide Receivers), Leon Lett (Assistant Defensive Line), Cannon Matthews (Quality Control/Defense), Scott McCurley (Linebackers), Kellen Moore (Offensive Coordinator), Harold Nash (Strength & Conditioning Coordinator), Doug Nussmeier (Quarterbacks), Skip Peete (Running Backs), Joe Philbin (Offensive Line), Dan Quinn (Defensive Coordinator), Justin Rudd (Video/Analytics), Eric Simonelli (Quality Control Analytics), Cedric Smith (Assistant Strength & Conditioning), Kendall Smith (Assistant Strength & Conditioning), Scott Tolzien (Offensive Assistant), Kyle Valero (Quality Control Analytics), Lunda Wells (Tight Ends), Joe Whitt (Secondary/Defensive Pass Game Coordinator).

2021 DALLAS COWBOYS ALPHABETICAL ROSTER

NO.	NAME	POS	HT	WT	DOB	EXP	COLLEGE	HOMETOWN	GP	GS	DNP	IA
5	Anger, Bryan	P	6-3	205	10/6/1988	10	California	Camrillo, Calif.	0	0	0	0
92	Armstrong, Dorance	DE	6-4	260	6/10/1997	4	Kansas	Houston, Texas	0	0	0	0
93	Basham, Tarell	DE	6-4	266	3/18/1994	5	Ohio	Rocky Mount, Va.	0	0	0	0
63	Biadasz, Tyler	C	6-4	317	11/20/1997	2	Wisconsin	Amherst, Wisc.	0	0	0	0
98	Bohanna, Quinton	DT	6-4	327	3/16/1999	R	Kentucky	Memphis, Tenn.	0	0	0	0
30	Brown, Anthony	CB	5-11	188	12/16/1993	6	Purdue	Tampa, Fla.	0	0	0	0
85	Brown, Noah	WR	6-2	215	1/6/1996	5	Ohio State	Flanders, N.J.	0	0	0	0
31	Canady, Maurice	CB	6-1	193	5/26/1994	5	Virginia	Richmond, Va.	0	0	0	0
32	Clement, Corey	RB	5-10	220	11/2/1994	5	Wisconsin	Glassboro, N.J.	0	0	0	0
71	Collins, La'el	T	6-4	323	7/26/1993	7	Louisiana State	Baton Rouge, La.	0	0	0	0
19	Cooper, Amari	WR	6-1	225	6/17/1994	7	Alabama	Miami, Fla.	0	0	0	0
7	Diggs, Trevon	CB	6-1	203	9/20/1998	2	Alabama	Gaithersburg, Md.	0	0	0	0
21	Elliott, Ezekiel	RB	6-0	228	7/22/1995	6	Ohio State	St. Louis, Mo.	0	0	0	0
68	Farniok, Matt	G	6-5	311	9/26/1997	R	Nebraska	Sioux Falls, S.D.	0	0	0	0
81	Fehoko, Simi	WR	6-4	222	11/5/1997	R	Nebraska	Sandy, Utah	0	0	0	0
96	Gallimore, Neville	DT	6-2	307	1/17/1997	2	Oklahoma	Ottawa, Ontario	0	0	0	0
57	Gifford, Luke	LB	6-3	245	8/28/1995	3	Nebraska	Lincoln, Neb.	0	0	0	0
59	Golston, Chauncey	DE	6-5	268	2/10/1998	R	Iowa	Detroit, Mich.	0	0	0	0
29	Goodwin, C.J.	CB	6-3	187	2/4/1990	6	California (PA)	Wheeling, W.V.	0	0	0	0
94	Gregory, Randy	DE	6-5	260	11/23/1992	4	Nebraska	Jacksonville, Fla.	0	0	0	0
72	Hill, Trysten	DT	6-3	305	3/25/1998	3	Central Florida	Lee, Fla.	0	0	0	0
28	Hooker, Malik	FS	6-1	212	4/2/1996	5	Ohio State	New Castle, Pa.	0	0	0	0
89	Jarwin, Blake	TE	6-5	250	7/16/1994	5	Oklahoma State	Tuttle, Okla.	0	0	0	0
24	Joseph, Kelvin	CB	5-11	197	11/11/1999	R	Kentucky	Baton Rouge, La.	0	0	0	0
18	Kazee, Damontae	S	5-11	174	6/5/1993	5	San Diego State	San Bernardino, Calif.	0	0	0	0
88	Lamb, CeeDee	WR	6-2	200	4/8/1999	2	Oklahoma	Richmond, Texas	0	0	0	0
90	Lawrence, DeMarcus	DE	6-3	250	4/28/1992	8	Boise State	Aiken, S.C.	0	0	0	0
26	Lewis, Jourdan	CB	5-10	186	8/31/1995	5	Michigan	Detroit Mich.	0	0	0	0
70	Martin, Zack	G	6-4	315	11/20/1990	8	Notre Dame	Indianapolis, Ind.	0	0	0	0
66	McGovern, Connor	G	6-5	315	11/3/1997	3	Penn State	Larksville, Pa.	0	0	0	0
84	McKeon, Sean	TE	6-3	255	12/28/1997	2	Michigan	Dudley, Mass.	0	0	0	0
44	McQuaide, Jake	LS	6-2	235	12/7/1987	11	Ohio State	Cincinnati, Ohio	0	0	0	0
38	Mukuamu, Israel	S	6-4	212	11/28/1999	R	South Carolina	Charlotte, N.C.	0	0	0	0
42	Neal, Keanu	LB	6-0	211	7/26/1995	5	Florida	Bushnell, Fla.	0	0	0	0
79	Nsekhe, Ty	T	6-8	330	10/27/1985	8	Texas State	Austin, TX	0	0	0	0
97	Odighizuwa, Osa	DT	6-2	282	8/13/1998	R	UCLA	Dayton, Ohio	0	0	0	0
20	Pollard, Tony	RB	6-0	210	4/30/1997	3	Memphis	Memphis, Tenn.	0	0	0	0
4	Prescott, Dak	QB	6-2	235	7/29/1993	6	Mississippi State	Haughton, La.	0	0	0	0
10	Rush, Cooper	QB	6-3	225	12/21/1993	4	Central Michigan	Charlotte, Mich.	0	0	0	0
86	Schultz, Dalton	TE	6-5	255	7/11/1996	4	Stanford	South Jordan, Utah	0	0	0	0
87	Sprinkle, Jeremy	TE	6-5	255	8/10/1994	5	Arkansas	White Hall, Ark.	0	0	0	0
78	Steele, Terence	T	6-6	320	6/4/1997	2	Texas Tech	Cibola, Texas	0	0	0	0
17	Turner, Malik	WR	6-2	202	1/30/1996	4	Illinois	Springfield, Ill.	0	0	0	0
55	Vander Esch, Leighton	LB	6-4	255	2/8/1996	4	Boise State	Riggins, Idaho	0	0	0	0
91	Watkins, Carlos	DE	6-3	297	12/5/1993	5	Clemson	Mooreboro, N.C.	0	0	0	0
52	Williams, Connor	G	6-5	320	5/12/1997	4	Texas	Coppell, Texas	0	0	0	0
1	Wilson, Cedrick	WR	6-2	195	11/21/1995	4	Boise State	Memphis, Tenn.	0	0	0	0
6	Wilson, Donovan	S	6-0	200	2/21/1995	3	Texas A&M	Shreveport, La.	0	0	0	0
25	Wright, Nahshon	CB	6-4	183	9/23/1998	R	Oregon State	East Palo Alto, Calif.	0	0	0	0
2	Zuerlein, Greg	K	6-0	195	12/27/1987	10	Missouri Western	Lincoln, Neb.	0	0	0	0
PRACTICE SQUAD												
60	Alarcon, Isaac	T	6-6	325	7/27/1998	1	Monterrey Tech	Monterrey, Mexico	0	0	0	0
56	Anae, Bradlee	DE	6-3	260	1/17/1998	2	Utah	Laie, Hawaii	0	0	0	0
51	Bond, Devante	LB	6-1	236	7/3/1993	5	Oklahoma	Sacramento, Calif.	0	0	0	0
36	Brown, Kyron	CB	6-1	195	5/26/1996	2	Akron	Boynton Beach, FL	0	0	0	0
49	Bunting, Ian	TE	6-7	255	2/10/1996	2	California	Hinsdale, Ill.	0	0	0	0
76	Collins, Aviante	T	6-4	292	4/21/1993	3	Texas Christian		0	0	0	0
39	Coyle, Tyler	S	6-0	209	12/31/1969	R	Purdue	Windsor, Conn.	0	0	0	0
3	DiNucci, Ben	QB	6-2	215	11/24/1996	2	James Madison	Wexford, PA	0	0	0	0
58	Faoliu, Austin	DE	6-3	287	1/9/1999	R	Oregon	Santa Ana, Calif.	0	0	0	0
83	Foster, Robert	WR	6-2	194	5/7/1994	4	Alabama	Monaca, Pa.	0	0	0	0
37	Hardy, JaQuan	RB	5-8	211	12/31/1997	R	Tiffin	Westlake, Ohio	0	0	0	0
62	Jones, Braylon	C	6-3	301	2/10/1998	R	Houston	Tyler, Texas	0	0	0	0
46	Ralston, Nick	FB	6-0	237	11/10/1996	R	Louisiana	Argyle, Texas	0	0	0	0
80	Smith, Brandon	WR	6-1	218	12/10/1998	R	Iowa	Lake Cormorant, Miss.	0	0	0	0
43	Smith, Ito	RB	5-9	195	9/11/1995	4	Southern Mississippi	Mobile, AL	0	0	0	0
23	Thompson, Darian	S	6-2	212	9/22/1993	6	Boise State	Lancaster, Calif.	0	0	0	0
RESERVE/DESIGNATED FOR RETURN												
16	Vasher, T.J.	WR	6-6	215	8/29/1998	R	Texas Tech	Wichita Falls, Texas	0	0	0	0
RESERVE/COVID-19												
75	Ball, Josh	T	6-8	308	5/15/1998	R	Marshall	Fredericksburg, Va.	0	0	0	0
53	Bernard, Francis	LB	6-0	242	4/8/1995	2	Utah	Herriman, Utah	0	0	0	0
27	Kearse, Jayron	S	6-4	220	2/11/1994	5	Clemson	Fort Myers, Fla.	0	0	0	0
11	Parsons, Micah	LB	6-3	246	5/26/1999	R	Penn State	Harrisburg, Pa.	0	0	0	0
77	Smith, Tyron	T	6-5	305	12/12/1990	11	Southern California	Moreno Valley, Calif.	0	0	0	0
RESERVE/INJURED												
14	Cox, Jabril	LB	6-3	233	4/16/1998	R	Louisiana State	Kansas City, Mo.	0	0	0	0
34	Dowdle, Rico	RB	5-11	215	6/14/1998	2	South Carolina	Asheville, N.C.	0	0	0	0
13	Gallup, Michael	WR	6-1	205	3/4/1996	4	Colorado State	Monroe, Ga.	0	0	0	0
15	Grier, Will	QB	6-1	220	4/3/1995	3	West Virginia	Charlotte, N.C.	0	0	0	0
65	Hyatt, Mitch	T	6-5	315	2/6/1997	2	Clemson	Suwanee, Ga.	0	0	0	0
7	Niswander, Hunter	P	6-4	243	11/26/1994	2	Northwestern	Peninsula, Ohio	0	0	0	0
45	Olonilua, Sewo	FB	6-3	235	11/27/1997	2	Texas Christian	Kingwood, Texas	0	0	0	0
41	Robinson, Reggie	CB	6-1	200	4/14/1997	2	Tulsa	Cleburne, Texas	0	0	0	0
95	Urban, Brent	DE	6-7	305	5/5/1991	8	Virginia	Mississauga, Ont.	0	0	0	0
PRACTICE SQUAD/COVID-19												
67	Bronson, Josiah	DT	6-3	300	7/3/1997	R	Washington	Kent, Wash.	0	0	0	0

2021 DALLAS COWBOYS NUMERICAL ROSTER

NO.	NAME	POS	HT	WT	AGE	EXP	COLLEGE	HOW ACQ	GP	GS	DNP	IA
1	Cedrick Wilson	WR	6-2	195	26	4	Boise State	D6b-'18	0	0	0	0
2	Greg Zuerlein	K	6-0	195	34	10	Missouri Western	UFA(LAR)-'20	0	0	0	0
4	Dak Prescott	QB	6-2	235	28	6	Mississippi State	D4b-'16	0	0	0	0
5	Bryan Anger	P	6-3	205	33	10	California	FA-'21	0	0	0	0
6	Donovan Wilson	S	6-0	200	26	3	Texas A&M	D6-'19	0	0	0	0
7	Trevon Diggs	CB	6-1	203	23	2	Alabama	D2-'20	0	0	0	0
10	Cooper Rush	QB	6-3	225	28	4	Central Michigan	FA-'20	0	0	0	0
17	Malik Turner	WR	6-2	202	25	4	Illinois	W(GB)-'20	0	0	0	0
18	Damontae Kazee	S	5-11	174	28	5	San Diego State	UFA(ATI)-'21	0	0	0	0
19	Amari Cooper	WR	6-1	225	27	7	Alabama	T(Oak)-'18	0	0	0	0
20	Tony Pollard	RB	6-0	210	24	3	Memphis	D4a-'19	0	0	0	0
21	Ezekiel Elliott	RB	6-0	228	26	6	Ohio State	D1-'16	0	0	0	0
24	Kelvin Joseph	CB	5-11	197	22	R	Kentucky	D2-'21	0	0	0	0
25	Nahshon Wright	CB	6-4	183	23	R	Oregon State	D3c-'21	0	0	0	0
26	Jourdan Lewis	CB	5-10	186	26	5	Michigan	D3-'17	0	0	0	0
28	Malik Hooker	FS	6-1	212	25	5	Ohio State	FA-'21	0	0	0	0
29	C.J. Goodwin	CB	6-3	187	31	6	California (PA)	PS(Cin)-'18	0	0	0	0
30	Anthony Brown	CB	5-11	188	28	6	Purdue	D6a-'16	0	0	0	0
31	Maurice Canady	CB	6-1	193	27	5	Virginia	UFA(Hou)-'20	0	0	0	0
32	Corey Clement	RB	5-10	220	27	5	Wisconsin	FA-'21	0	0	0	0
38	Israel Mukuamu	S	6-4	212	22	R	South Carolina	D6b-'21	0	0	0	0
42	Keanu Neal	LB	6-0	211	26	5	Florida	D1-'16	0	0	0	0
44	Jake McQuaide	LS	6-2	235	34	11	Ohio State	UFA(LAR)-'21	0	0	0	0
52	Connor Williams	G	6-5	320	24	4	Texas	D2-'18	0	0	0	0
55	Leighton Vander Esch	LB	6-4	255	25	4	Boise State	D1-'18	0	0	0	0
57	Luke Gifford	LB	6-3	245	26	3	Nebraska	UDFA-'19	0	0	0	0
59	Chauncey Golston	DE	6-5	268	23	R	Iowa	D3b-'21	0	0	0	0
63	Tyler Biadasz	C	6-4	317	24	2	Wisconsin	D4b-'20	0	0	0	0
66	Connor McGovern	G	6-5	315	24	3	Penn State	D3-'19	0	0	0	0
68	Matt Farniok	G	6-5	311	24	R	Nebraska	D7-'21	0	0	0	0
70	Zack Martin	G	6-4	315	31	8	Notre Dame	D1-'14	0	0	0	0
71	La'el Collins	T	6-4	323	28	7	Louisiana State	UDFA-'15	0	0	0	0
72	Trysten Hill	DT	6-3	305	23	3	Central Florida	D2-'19	0	0	0	0
78	Terence Steele	T	6-6	320	24	2	Texas Tech	UDFA-'20	0	0	0	0
79	Ty Nsekhe	T	6-8	330	36	8	Texas State	UFA(Buf)-'21	0	0	0	0
81	Simi Fehoko	WR	6-4	222	24	R	Stanford	D5-'21	0	0	0	0
84	Sean McKeon	TE	6-3	255	24	2	Michigan	UDFA-'20	0	0	0	0
85	Noah Brown	WR	6-2	215	26	5	Ohio State	D7b-'17	0	0	0	0
86	Dalton Schultz	TE	6-5	255	25	4	Stanford	D4b-'18	0	0	0	0
87	Jeremy Sprinkle	TE	6-5	255	27	5	Arkansas	UFA(Was)-'21	0	0	0	0
88	CeeDee Lamb	WR	6-2	200	22	2	Oklahoma	D1-'20	0	0	0	0
89	Blake Jarwin	TE	6-5	250	27	5	Oklahoma State	UDFA-'17	0	0	0	0
90	DeMarcus Lawrence	DE	6-3	250	29	8	Boise State	D2-'14	0	0	0	0
91	Carlos Watkins	DE	6-3	297	28	5	Clemson	UFA(Hou)-'21	0	0	0	0
92	Dorance Armstrong	DE	6-4	260	24	4	Kansas	D4a-'18	0	0	0	0
93	Tarell Basham	DE	6-4	266	27	5	Ohio	UFA(NYJ)-'21	0	0	0	0
94	Randy Gregory	DE	6-5	260	29	4	Nebraska	D2-'15	0	0	0	0
96	Neville Gallimore	DT	6-2	307	24	2	Oklahoma	D3-'20	0	0	0	0
97	Osa Odighizuwa	DT	6-2	282	23	R	UCLA	D3a-'21	0	0	0	0
98	Quinton Bohanna	DT	6-4	327	22	R	Kentucky	D6a-'21	0	0	0	0
PRACTICE SQUAD												
3	Ben DiNucci	QB	6-2	215	25	2	James Madison	D7-'20	0	0	0	0
23	Darian Thompson	S	6-2	212	28	6	Boise State	FA-'18	0	0	0	0
36	Kyron Brown	CB	6-1	195	25	2	Akron	FA-'21	0	0	0	0
37	JaQuan Hardy	RB	5-8	211	24	R	Tiffin	UDFA-'21	0	0	0	0
39	Tyler Coyle	S	6-0	209	52	R	Purdue	UDFA-'21	0	0	0	0
43	Ito Smith	RB	5-9	195	26	4	Southern Mississippi	FA-'21	0	0	0	0
46	Nick Ralston	FB	6-0	237	25	R	Louisiana	UDFA-'21	0	0	0	0
49	Ian Bunting	TE	6-7	255	25	2	California	FA-'21	0	0	0	0
51	Devante Bond	LB	6-1	236	28	5	Oklahoma	FA-'21	0	0	0	0
56	Bradlee Anae	DE	6-3	260	23	2	Utah	D5-'20	0	0	0	0
58	Austin Faoliu	DE	6-3	287	23	R	Oregon	UDFA-'21	0	0	0	0
60	Isaac Alarcon	T	6-6	325	23	1	Monterrey Tech	IPP-'20	0	0	0	0
62	Braylon Jones	C	6-3	301	23	R	Houston	UDFA-'21	0	0	0	0
76	Aviante Collins	T	6-4	292	28	3	Texas Christian	FA-'21	0	0	0	0
80	Brandon Smith	WR	6-1	218	23	R	Iowa	UDFA-'21	0	0	0	0
83	Robert Foster	WR	6-2	194	27	4	Alabama	FA, '21	0	0	0	0
RESERVE/DESIGNED FOR RETURN												
16	T.J. Vasher	WR	6-6	215	23	R	Texas Tech	UDFA-'21	0	0	0	0
RESERVE/COVID-19												
11	Micah Parsons	LB	6-3	246	22	R	Penn State	D1-'21	0	0	0	0
27	Jayron Kearse	S	6-4	220	27	5	Clemson	FA-'21	0	0	0	0
53	Francis Bernard	LB	6-0	242	26	2	Utah	UDFA-'20	0	0	0	0
75	Josh Ball	T	6-8	308	23	R	Marshall	D4b-'21	0	0	0	0
77	Tyron Smith	T	6-5	305	31	11	Southern California	D1-'11	0	0	0	0
RESERVE/INJURED												
7	Hunter Niswander	P	6-4	243	27	2	Northwestern	FA-'20	0	0	0	0
13	Michael Gallup	WR	6-1	205	25	4	Colorado State	D3-'18	0	0	0	0
14	Jabril Cox	LB	6-3	233	23	R	Louisiana State	D4a-'21	0	0	0	0
15	Will Grier	QB	6-1	220	26	3	West Virginia	W(Car)-'21	0	0	0	0
34	Rico Dowdle	RB	5-11	215	23	2	South Carolina	UDFA-'20	0	0	0	0
41	Reggie Robinson	CB	6-1	200	24	2	Tulsa	D4a-'20	0	0	0	0
45	Sewo Olonilua	FB	6-3	235	24	2	Texas Christian	UDFA-'20	0	0	0	0
65	Mitch Hyatt	T	6-5	315	24	2	Clemson	UDFA-'19	0	0	0	0
95	Brent Urban	DE	6-7	305	30	8	Virginia	UFA(Chi)-'21	0	0	0	0
PRACTICE SQUAD/COVID-19												
67	Josiah Bronson	DT	6-3	300	24	R	Washington	FA-'21	0	0	0	0

2021 DALLAS COWBOYS POSITIONAL ROSTER

NO.	NAME	POS.	HT.	WT.	AGE	EXP.	COLLEGE	HOW ACQ.
QUARTERBACKS (2)								
4	Dak Prescott	QB	6-2	235	28	6	Mississippi State	D4b-'16
10	Cooper Rush	QB	6-3	225	28	4	Central Michigan	FA-'20
RUNNING BACKS (3)								
20	Tony Pollard	RB	6-0	210	24	3	Memphis	D4a-'19
21	Ezekiel Elliott	RB	6-0	228	26	6	Ohio State	D1-'16
32	Corey Clement	RB	5-10	220	27	5	Wisconsin	FA-'21
WIDE RECEIVERS (6)								
1	Cedrick Wilson	WR	6-2	195	26	4	Boise State	D6b-'18
17	Malik Turner	WR	6-2	202	25	4	Illinois	W(GB)-'20
19	Amari Cooper	WR	6-1	225	27	7	Alabama	T(Oak)-'18
81	Simi Fehoko	WR	6-4	222	24	R	Stanford	D5-'21
85	Noah Brown	WR	6-2	215	26	5	Ohio State	D7b-'17
88	CeeDee Lamb	WR	6-2	200	22	2	Oklahoma	D1-20
TIGHT ENDS (4)								
84	Sean McKeon	TE	6-3	255	24	2	Michigan	UDFA-'20
86	Dalton Schultz	TE	6-5	255	25	4	Stanford	D4b-'18
87	Jeremy Sprinkle	TE	6-5	255	27	5	Arkansas	UFA(Was)-'21
89	Blake Jarwin	TE	6-5	250	27	5	Oklahoma State	UDFA-'17
OFFENSIVE LINE (8)								
52	Connor Williams	G	6-5	320	24	4	Texas	D2-'18
63	Tyler Biadasz	C	6-4	317	24	2	Wisconsin	D4b-'20
66	Connor McGovern	G	6-5	315	24	3	Penn State	D3-'19
68	Matt Farniok	G	6-5	311	24	R	Nebraska	D7-'21
70	Zack Martin	G	6-4	315	31	8	Notre Dame	D1-'14
71	La'el Collins	T	6-4	323	28	7	Louisiana State	UDFA-'15
78	Terence Steele	T	6-6	320	24	2	Texas Tech	UDFA-'20
79	Ty Nsekhe	T	6-8	330	36	8	Texas State	UFA(Buf)-'21
DEFENSIVE LINE (10)								
59	Chauncey Golston	DE	6-5	268	23	R	Iowa	D3b-'21
72	Trysten Hill	DT	6-3	305	23	3	Central Florida	D2-'19
90	DeMarcus Lawrence	DE	6-3	250	29	8	Boise State	D2-'14
91	Carlos Watkins	DE	6-3	297	28	5	Clemson	UFA(Hou)-'21
92	Dorance Armstrong	DE	6-4	260	24	4	Kansas	D4a-'18
93	Tarell Basham	DE	6-4	266	27	5	Ohio	UFA(NYJ)-'21
94	Randy Gregory	DE	6-5	260	29	4	Nebraska	D2-15
96	Neville Gallimore	DT	6-2	307	24	2	Oklahoma	D3-'20
97	Osa Odighizuwa	DT	6-2	282	23	R	UCLA	D3a-'21
98	Quinton Bohanna	DT	6-4	327	22	R	Kentucky	D6a-'21
LINEBACKERS (3)								
42	Keanu Neal	LB	6-0	211	26	5	Florida	D1 '16
55	Leighton Vander Esch	LB	6-4	255	25	4	Boise State	D1-'18
57	Luke Gifford	LB	6-3	245	26	3	Nebraska	UDFA-'19
DEFENSIVE BACKS (11)								
6	Donovan Wilson	S	6-0	200	26	3	Texas A&M	D6-'19
7	Trevon Diggs	CB	6-1	203	23	2	Alabama	D2-'20
18	Damontae Kazee	S	5-11	174	28	5	San Diego State	UFA(Atl) '21
24	Kelvin Joseph	CB	5-11	197	22	R	Kentucky	D2-'21
25	Nahshon Wright	CB	6-4	183	23	R	Oregon State	D3c-'21
26	Jourdan Lewis	CB	5-10	186	26	5	Michigan	D3-'17
28	Malik Hooker	FS	6-1	212	25	5	Ohio State	FA-'21
29	C.J. Goodwin	CB	6-3	187	31	6	California (PA)	PS(Cin)-'18
30	Anthony Brown	CB	5-11	188	28	6	Purdue	D6a-'16
31	Maurice Canady	CB	6-1	193	27	5	Virginia	UFA(Hou)-'20
38	Israel Mukuamu	S	6-4	212	22	R	South Carolina	D6b-'21
SPECIALISTS (3)								
2	Greg Zuerlein	K	6-0	195	34	10	Missouri Western	UFA(LAR)-'20
5	Bryan Anger	P	6-3	205	33	10	California	FA-'21
44	Jake McQuaide	LS	6-2	235	34	11	Ohio State	UFA(LAR)-'21

HOW THE COWBOYS WERE BUILT/CONTRACT STATUS

YEAR	DRAFT PICKS (36)	FREE AGENTS (17)	COLLEGE FREE AGENTS (8)	TRADES/WAIVERS (3)	PRACTICE SQUAD (1)
2011	T. Smith (1st) #				
2014	Z. Martin (1st) D. Lawrence (2nd)				
2015	R. Gregory (2nd)		L. Collins (UDFA-'15)		
2016	E. Elliott (1st) K. Neal (1st) D. Prescott (4th) A. Brown (6th)				
2017	J. Lewis (3rd) N. Brown (7th)	B. Jarwin (UDFA-'17)			
2018	L. Vander Esch (1st) C. Williams (2nd) M. Gallup (3rd) * D. Armstrong (4th) D. Schultz (4th-b) C. Wilson (6th-b)			A. Cooper (T Oak -'18)	C. Goodwin (PS Cin -'18)
2019	T. Hill (2nd) C. McGovern (3rd) T. Pollard (4th) D. Wilson (6th)	L. Gifford (UDFA-'19)	M. Hyatt (UDFA-'19) *		
2020	C. Lamb (1st) T. Diggs (2nd) N. Gallimore (3rd) R. Robinson (4th-a) * T. Biadasz (4th-b)	M. Canady (UFA Hou -'20) H. Niswander (FA-'20) * C. Rush (FA-'20) G. Zuerlein (UFA LAR -'20)	F. Bernard (UDFA-'20) # R. Dowdle (UDFA-'20) * S. McKeon (UDFA-'20) S. Olonilua (UDFA-'20) * T. Steele (UDFA-'20)	M. Turner (W GB -'20)	
2021	M. Parsons (1st) # K. Joseph (2nd) O. Odighizuwa (3rd-a) C. Golston (3rd-b) N. Wright (3rd-c) J. Cox (4th-a) * J. Ball (4th-b) # S. Fehoko (5th) Q. Bohanna (6th-a) I. Mukuamu (6th-b) M. Farniok (7th)	B. Anger (FA-'21) T. Basham (UFA NYJ -'21) C. Clement (FA-'21) M. Hooker (FA-'21) D. Kazee (UFA Atl -'21) J. Kearse (FA-'21) # J. McQuaide (UFA LAR -'21) T. Nsekhe (UFA Buf -'21) J. Sprinkle (UFA Was -'21) B. Urban (UFA Chi -'21) * C. Watkins (UFA Hou -'21)	T. Vasher (UDFA-'21) `	W. Grier (W Car -'21) *	

Key: # Reserve/COVID-19, * Reserve/Injured, ` Reserve/Designated for Return

CONTRACT STATUS					
PLAYER	SIGNED THROUGH	PLAYER	SIGNED THROUGH	PLAYER	SIGNED THROUGH
Bryan Anger	2021	Luke Gifford	2021	Ty Nsekhe	2021
Dorance Armstrong	2021	Chauncey Golston	2024	Osa Odighizuwa	2024
Josh Ball #	2024	C.J. Goodwin	2022	Micah Parsons #	2024
Tarell Basham	2022	Randy Gregory	2021	Tony Pollard	2022
Francis Bernard #	2021	Will Grier *	2022	Dak Prescott	2024
Tyler Biadasz	2023	Trysten Hill	2022	Reggie Robinson *	2023
Quinton Bohanna	2024	Malik Hooker	2021	Cooper Rush	2022
Anthony Brown	2022	Mitch Hyatt *	2021	Dalton Schultz	2021
Noah Brown	2021	Blake Jarwin	2023	Tyron Smith #	2023
Maurice Canady	2021	Kelvin Joseph	2024	Jeremy Sprinkle	2021
Corey Clement	2021	Damontae Kazee	2021	Terence Steele	2022
La'el Collins	2024	Jayron Kearse #	2021	Malik Turner	2021
Amarj Cooper	2024	CeeDee Lamb	2023	Brent Urban *	2021
Jabril Cox *	2024	DeMarcus Lawrence	2023	Leighton Vander Esch	2021
Trevon Diggs	2023	Jourdan Lewis	2023	T.J. Vasher `	2023
Rico Dowdle *	2022	Zack Martin	2024	Carlos Watkins	2021
Ezekiel Elliott	2026	Connor McGovern	2022	Connor Williams	2021
Matt Farniok	2024	Sean McKeon	2022	Cedrick Wilson	2021
Simi Fehoko	2024	Jake McQuaide	2021	Donovan Wilson	2022
Neville Gallimore	2023	Israel Mukuamu	2024	Nahshon Wright	2024
Michael Gallup *	2021	Hunter Niswander *	2022	Greg Zuerlein	2022

2021 DALLAS COWBOYS CONTRACT ANALYSIS

OFFENSE		2021	2022	2023	2024	2025	2026	2026	2027
QB	Grier, Will*			UFA					
	Prescott, Dak					UFA			
	Rush, Cooper			UFA					
RB	Clement, Corey		UFA						
	Dowdle, Rico*			RFA	UFA				
	Elliott, Ezekiel							UFA	
	Olonilua, Sewo*			RFA	UFA				
	Pollard, Tony			UFA					
WR	Brown, Noah		UFA						
	Cooper, Amari					UFA			
	Fehoko, Simi					UFA			
	Gallup, Michael*		UFA						
	Lamb, CeeDee				OPTION	UFA			
	Turner, Malik		UFA						
	Vasher, T.J.#				RFA	UFA			
	Wilson, Cedrick		UFA						
TE	Jarwin, Blake				UFA				
	McKeon, Sean			RFA	UFA				
	Schultz, Dalton		UFA						
	Sprinkle, Jeremy		UFA						
OL	Ball, Josh^					UFA			
	Biadasz, Tyler				UFA				
	Collins, La'el					UFA			
	Farniok, Matt					UFA			
	Hyatt, Mitch*		ERFA	RFA	UFA				
	Martin, Zack					UFA			
	McGovern, Connor			UFA					
	Nsekhe, Ty		UFA						
	Smith, Tyron^				UFA				
	Steele, Terence			RFA	UFA				
	Williams, Connor		UFA						

DEFENSE		2021	2022	2023	2024	2025	2026	2027	2028
DL	Armstrong, Dorance		UFA						
	Basham, Tarell			UFA					
	Bohanna, Quinton					UFA			
	Gallimore, Neville				UFA				
	Golston, Chauncey					UFA			
	Gregory, Randy		UFA						
	Hamilton, Justin		UFA						
	Hill, Trysten			UFA					
	Kamara, Azur			RFA	UFA				
	Lawrence, DeMarcus				UFA				
	Odighizuwa, Osa					UFA			
	Urban, Brent*		UFA						
	Watkins, Carlons		UFA						
	Bernard, Francis^		ERFA	RFA	UFA				
	Cox, Jabril*					UFA			
LB	Gifford, Luke		RFA	UFA					
	Neal, Keanu		UFA						
	Parsons, Micah^					OPTION	UFA		
	Vander Esch, Leighton		UFA						
	Brown, Anthony			UFA					
DB	Canady, Maurice		UFA						
	Diggs, Trevon				UFA				
	Goodwin, C.J.			UFA					
	Hooker, Malik		UFA						
	Joseph, Kelvin					UFA			
	Kazee, Damonlae		UFA						
	Kearse, Jayron^		UFA						
	Lewis, Jourdan				UFA				
	Mukuamu, Israel					UFA			
	Robinson, Reggie*				UFA				
	Wilson, Donovan			UFA					
	Wright, Nahshon					UFA			

SPECIAL TEAMS		2021	2022	2023	2024	2025	2026	2027	2028
ST	Anger, Bryan		UFA						
	McQuaide, Jake		UFA						
	Zuerlein, Greg			UFA					

	Player is under contract for season
	Player will be an exclusive rights free agent
	Player will be an unrestricted free agent
	Player will be a restricted free agent
	Player has a club option available

*-Reserve/Injured ^-Reserve/COVID-19 #-Reserve/PUP or NFI &-Reserve/Suspended !-Reserve/Injured-DTR

WHEN BUILT AND WHEN THEY GOT TO THE COWBOYS

1st Round (9)

[9] Tyron Smith (2011)#
 [16] Zack Martin (2014)
 [4] Amari Cooper (2015-OAK)
 [4] Ezekiel Elliott (2016)
 [17] Keanu Neal (2016-ATL)
 [15] Malik Hooker (2017-IND)
 [19] Leighton Vander Esch (2018)
 [17] CeeDee Lamb (2020)
 [12] Micah Parsons (2021)#

2nd Round (6)

[34] DeMarcus Lawrence (2014)
 [60] Randy Gregory (2015)
 [50] Connor Williams (2018)
 [58] Trysten Hill (2019)
 [51] Trevon Diggs (2020)
 [44] Kelvin Joseph (2021)

3rd Round (10)

[70] Bryan Anger (2012-JAX)
 [80] Tarell Basham (2017-IND)
 [92] Jourdan Lewis (2017)
 [81] Michael Gallup (2018)*
 [90] Connor McGovern (2019)
 [100] Will Grier (2019-CAR)*
 [82] Neville Gallimore (2020)
 [75] Osa Odighizuwa (2021)
 [84] Chauncey Golston (2021)
 [99] Nahshon Wright (2021)

4th Round (10)

[134] Brent Urban (2014-BAL)*
 [135] Dak Prescott (2016)
 [142] Carlos Watkins (2017-HOU)
 [116] Dorance Armstrong (2018)
 [137] Dalton Schultz (2018)
 [128] Tony Pollard (2019)
 [123] Reggie Robinson (2020)*
 [146] Tyler Biadasz (2020)
 [115] Jabril Cox (2021)*
 [138] Josh Ball (2021)#

5th Round (3)

[149] Damontae Kazee (2017-ATL)
 [154] Jeremy Sprinkle (2017-WAS)
 [179] Simi Fehoko (2021)

6th Round (7)

[171] Greg Zuerlein (2012-STL)
 [189] Anthony Brown (2016)
 [209] Maurice Canady (2016-BAL)
 [208] Cedrick Wilson (2018)
 [213] Donovan Wilson (2019)
 [192] Quinton Bohanna (2021)
 [227] Israel Mukuamu (2021)

7th Round (3)

[244] Jayron Kears (2016-MIN)#
 [239] Noah Brown (2017)
 [238] Matt Farniok (2021)

Undrafted (16)

Jake McQuaide (2011-STL)
 Ty Nsekhe (2012-IND)
 C.J. Goodwin (2014-PIT)
 La'el Collins (2015)
 Corey Clement (2017-PHI)
 Blake Jarwin (2017)
 Cooper Rush (2017)
 Luke Gifford (2019)
 Mitch Hyatt (2019)*
 Francis Bernard (2020)#
 Rico Dowdle (2020)*
 Sean McKeon (2020)
 Hunter Niswander (2020)*
 Sewo Olonilua (2020)*
 Terence Steele (2020)
 T.J. Vasher (2021)`

Key: # Reserve/COVID-19, * Reserve/Injured, ` Reserve/Designated for Return

WHEN THEY GOT TO THE COWBOYS

2011 (1)

Tyron Smith, Round 1#

2014 (2)

Zack Martin, Round 1
 DeMarcus Lawrence, Round 2

2015 (2)

Randy Gregory, Round 2
 La'el Collins, UDFA

2016 (4)

Ezekiel Elliott, Round 1
 Keanu Neal, Round 1
 Dak Prescott, Round 4
 Anthony Brown, Round 6

2017 (3)

Jourdan Lewis, Round 3
 Noah Brown, Round 7
 Blake Jarwin, FA

2018 (8)

Leighton Vander Esch, Round 1
 Connor Williams, Round 2
 Michael Gallup, Round 3*
 Dorance Armstrong, Round 4
 Dalton Schultz, Round 4
 Cedrick Wilson, Round 6
 Amari Cooper, Trades (OAK)
 C.J. Goodwin, Practice Squad (CIN)

2019 (6)

Trysten Hill, Round 2
 Connor McGovern, Round 3
 Tony Pollard, Round 4
 Donovan Wilson, Round 6
 Luke Gifford, FA
 Mitch Hyatt, UDFA*

2020 (14)

CeeDee Lamb, Round 1
 Trevon Diggs, Round 2
 Neville Gallimore, Round 3
 Tyler Biadasz, Round 4
 Reggie Robinson, Round 4*
 Francis Bernard, UDFA#
 Maurice Canady, FA (HOU)
 Rico Dowdle, UDFA*
 Sean McKeon, UDFA
 Hunter Niswander, FA*
 Sewo Olonilua, UDFA*
 Cooper Rush, FA
 Terence Steele, UDFA
 Greg Zuerlein, FA (STL)

2021 (24)

Micah Parsons, Round 1#
 Kelvin Joseph, Round 2
 Chauncey Golston, Round 3
 Osa Odighizuwa, Round 3
 Nahshon Wright, Round 3
 Josh Ball, Round 4#
 Jabril Cox, Round 4*
 Simi Fehoko, Round 5
 Quinton Bohanna, Round 6
 Israel Mukuamu, Round 6
 Matt Farniok, Round 7
 Bryan Anger, FA
 Tarell Basham, UFA (NYJ)
 Corey Clement, FA
 Will Grier, Waivers (CAR)*
 Malik Hooker, FA
 Damontae Kazee, UFA (ATL)
 Jayron Kears, FA#
 Jake McQuaide, UFA (STL)
 Ty Nsekhe, UFA (BUF)
 Jeremy Sprinkle, UFA (WAS)
 Brent Urban, UFA (CHI)*
 T.J. Vasher, UDFA`
 Carlos Watkins, UFA (HOU)

2021 TRANSACTIONS BY DATE

Jan. 4.....Signed **Isaac Alarcon, Kemon Hall, Ladarius Hamilton, Marcus Henry, Cole Hikutini, Jon'Vea Johnson, Chris Lacy, Walter palmore, Aaron Parker, Adam Redmond, Cooper Rush, Eric Smith, Saivion Smith** and **Williams Sweet** as Reserve/Futures.

Jan. 8.....Fired **Mike Nolan** and **Jim Tomsula**.

Jan. 12.....Named **Dan Quinn** defensive coordinator.

Jan. 21.....Named **Aden Durde** defensive line coach, **Harold Nash Jr.** strength and conditioning coordinator and **Joe Whitt Jr.** secondary/defensive pass game coordinator,

Feb. 11.....Named **Cedric Smith** assistant strength and conditioning.

March 9.....Signed **Ron'Dell Carter**.

March 10.....Signed **Dak Prescott**. Released **Jamize Olawale**.

March 17.....Released **Chris Jones**.

March 18.....Signed **Noah Brown** and **Jourdan Lewis**.

March 19.....Signed **C.J. Goodwin** and **Malik Turner**. Waived **Marcus Henry, Cole Hikutini, Jon'Vea Johnson** and **Chris Lacy**.

March 22.....Signed **Tarell Basham, Jake McQuaide, Ty Nsekhe, Brent Urban** and **Carlos Watkins**.

March 30.....Signed **Jayron Kearse**.

April 7.....Signed **Bryan Anger** and **Jeremy Sprinkle**.

April 14.....Signed **Keanu Neal**.

April 29.....Drafted **Micah Parsons**.

April 30.....Drafted **Chauncey Golston, Kelvin Joseph, Osa Odighizuwa** and **Nahshon Wright**.

May 1.....Drafted **Jabril Cox, Josh Ball, Simi Fehoko, Quinton Bohanna, Israel Mukuamu** and **Matt Farniok**.

May 5.....Released **Adam Redmond** and **Antwaun Woods**. Waived **Kemon Hall, Ladarius Hamilton, Walter Palmore** and **Saivion Smith**.

May 14.....Signed **Tyler Coyle, Brennan Eagles, Nick Eubanks, Austin Faoliu, JaQuan Hardy, Anthony Hines, Braylon Jones, Brenden Knox, Artayvious Lynn, Osirus Mitchell, Nick Ralston, Brandon Smith** and **T.J. Vasher**.

May 18.....Waived **William Sweet**.

May 24.....Signed **Johnnie Dixon**.

June 11.....Waived/Injured **Stephen Guidry**. Signed **Reggie Davis**.

July 17.....Released **Rashard Robinson**.

July 22.....Placed **Amari Cooper, Chauncey Golston, Trysten Hill, Mitch Hyatt, DeMarcus Lawrence** and **Greg Zuerlein** on Active/PUP. Placed **T.J. Vasher** on Active/NFI.

July 25.....Signed **Kyron Brown**.

July 27.....Placed **Mitch Hyatt** on Reserve/Injured. Signed **Malik Hooker**.

Aug. 3.....**DeMarcus Lawrence** passed physical.

Aug. 10.....**Amari Cooper** passed physical.

Aug. 17.....Placed **Sewo Olonilua** and **Reggie Robinson** on Reserve/Injured. Waived/Injured **Anthony Hines**. Waived **Kyron Brown** and **Brennan Eagles**.

Aug. 19.....Waived **Hunter Niswander**. Signed **Lirim Hajrullahu**.

Aug. 23.....Placed **CeeDee Lamb, Israel Mukuamu, Malik Turner** and **Carlos Watkins** on Reserve/COVID-19

Aug. 24.....Waived **Lirim Hajrullahu**.

Aug. 25.....Activated **Israel Mukuamu**. **Greg Zuerlein** passed physical. Placed **Rico Dowdle** on Reserve/Injured. Placed **Damontae Kazee** and **Connor Williams** on Reserve/COVID-19.

Aug. 27.....Activated **Malik Hooker**.

Aug. 31.....Released **Deante Burton, Garrett Gilbert, Justin Hamilton, Jake McQuaide, Eric Smith, Jeremy Sprinkle** and **Darian Thompson**. Waived **Isaac Alarcon, Ron'Dell Carter, Tyler Coyle, Reggie Davis, Ben DiNucci, Johnnie Dixon, Nick Eubanks, Austin Faoliu, Jaquan Hardy, Braylon Jones, Brenden Knox, Artayvious Lynn, Osirus Mitchell, Aaron Parker, Steven Parker, Nick Ralston** and **Brandon Smith**. Placed **Noah Brown** on Reserve/COVID-19. **Trysten Hill** reverted to Reserve/PUP. **T.J. Vasher** reverted to Reserve/NFI. **Chauncey Golston** passed physical.

Sept. 1.....Released **Bryan Anger**. Claimed **Will Grier** off waivers from Carolina. Signed **Isaac Alarcon, Kyron Brown, Tyler Coyle, Ben DiNucci, Austin Faoliu, Justin Hamilton, JaQuan Hardy, Braylon Jones, Osirus Mitchell, Nick Ralston, Brandon Smith, Breeland Speaks** and **Darian Thompson** to the practice squad.

Sept. 2.....Placed **Josh Ball, Francis Bernard, Neville Gallimore, Kelvin Joseph, Sean McKeon** and **Malik Turner** on Reserve/Injured. Signed **Corey Clement** and **Jake McQuaide**. Activated **Damontae Kazee, CeeDee Lamb** and **Carlos Watkins**. Signed **Ian Bunting** to the practice squad.

Sept. 5.....Signed **Bryan Anger**. Activated **Connor Williams** from Reserve/COVID-19. Placed **Brandon Knight** and **Zack Martin** on Reserve/COVID-19.

Sept. 6.....Signed **Aviante Collins** to the practice squad.

Sept. 8.....Activated **Noah Brown** from Reserve/COVID-19.

Sept. 9.....Elevated **Jeremy Sprinkle** and **Darian Thompson** from the practice squad.

Sept. 10.....**La'el Collins** placed on Reserve/Suspended.

Sept. 13.....Activated **Brandon Knight** and **Zack Martin** from Reserve/COVID-19. Placed **Michael Gallup** on Reserve/Injured. Placed **Randy Gregory** on Reserve/COVID-19. Placed **Deante Burton** and **Darian Thompson** on Practice Squad/Injured.

Sept. 14.....Signed **Robert Foster** and **Lirim Hajrullahu** to the practice squad.

Sept. 16.....Placed **DeMarcus Lawrence** on Reserve/Injured.

Sept. 17.....Placed **Osirus Mitchell** on Practice Squad/Injured.

Sept. 18.....Activated **Jeremy Sprinkle** as a COVID-19 Replacement.

Sept. 21.....Released **Lirim Hajrullahu** from the practice squad. Signed **Damion Ratley** to the practice squad.

Sept. 22.....Placed **Keanu Neal** on Reserve/COVID-19. Signed **Holton Hill** to the practice squad.

Sept. 23.....Activated **Randy Gregory**.

Sept. 24.....Placed **Bradlee Anae** on Reserve/COVID-19.

Sept. 27.....Activated **Justin Hamilton** and **Jeremy Sprinkle** as COVID-19 replacements and elevated **Nick Ralston** from the practice squad.

Sept. 30.....**Malik Turner** designated for return.

Oct. 2.....Activated **Malik Turner**. Elevated **Austin Faoliu** and **Justin Hamilton** from the practice squad.

Oct. 5.....Released **Holton Hill** from the practice squad. Signed **Isaiah Johnson** to the practice squad.

Oct. 6.....Released **Jaylon Smith**. Activated **Keanu Neal** and **Bradlee Anae** from Reserve/COVID.

Oct. 9.....Elevated **Nick Ralston** and **Jeremy Sprinkle** from the practice squad.

Oct. 13.....**Kelvin Joseph** and **Sean McKeon** designated for return.

Oct. 16.....Waived **Brandon Knight**. Signed **Nick Ralston** and **Jeremy Sprinkle** to the active roster from the practice squad.

Oct. 19.....Waived **Nick Ralston** and released **Isaiah Johnson** from the practice squad.

2021 TRANSACTIONS BY DATE, cont.

Oct. 21 Signed **Nick Ralston** to the practice squad.

Oct. 25 **Francis Bernard** and **Michael Gallup** designated for return. **Trysten Hill** returned to practice **Deante Burton** restored to practice squad.

Oct. 26 Placed **Maurice Canady** and **Brent Urban** on Reserve/Injured.

Oct. 30 Activated **Kelvin Joseph** from Reserve/Injured-Designated for Return. Elevated Justin Hamilton from the practice squad.

Nov. 2 Waived **Bradlee Anae**. Placed **Jabril Cox** on Reserve/Injured.

Nov. 3 Activated **Sean McKeon** from Reserve/Injured-Designated for Return.

Nov. 4 Signed **Bradlee Anae** to the practice squad.

Nov. 6 Placed **Blake Jarwin** on Reserve/Injured. Activated **Francis Bernard** from Reserve/Injured-Designated for Return. Signed **Justin Hamilton** from the practice squad.

Nov. 9 Placed **Greg Zuerlein** on Reserve/COVID-19.

Nov. 10 Signed **Lirim Hajrullahu** to the practice squad.

Nov. 11 Placed **Randy Gregory** on Reserve/Injured.

Nov. 13 Activated **Michael Gallup** and **Trysten Hill**. Elevated **Lirim Hajrullahu** as a COVID-19 Replacement.

Nov. 16 Released **Damion Ratley**. **Osirus Mitchell** restored to practice squad.

Nov. 18 Activated **Greg Zuerlein** from Reserve/COVID.

Nov. 19 Placed **Amari Cooper** on Reserve/COVID.

Nov. 20 Elevated **Kyron Brown** as a standard elevation. Elevated **Deante Burton** as a COVID-19 Replacement.

Nov. 22 Placed **T.J. Vasher** on Reserve/COVID-19 and **Robert Foster** on Practice Squad/COVID-19.

Nov. 23 Released **Lirim Hajrullahu** from the practice squad.

Nov. 24 **DeMarcus Lawrence** designated for return. Placed **Donovan Wilson** on Reserve/Injured.

Nov. 26 Placed **Blake Jarwin** on Reserve/COVID-19

Nov. 28 Placed **Terence Steele** on Reserve/COVID-19

Nov. 29 **Neville Gallimore** designated for return. **Darian Thompson** restored to practice squad.

Nov. 30 Placed **Nahshon Wright** on Reserve/COVID-19

Dec. 1 Activated **Amari Cooper**.

Dec. 2 Activated **DeMarcus Lawrence**. Elevated **Tyler Coyle** as a COVID-19 Replacement.

Dec. 6 Released **Breeland Speaks** from the practice squad.

Dec. 7 Activated **Terence Steele**. **Robert Foster** restored to the practice squad, **Blake Jarwin** restored to Reserve/Injured and **T.J. Vasher** restore to Reserve/NFI.

Dec. 8 **Randy Gregory** designated for return. Signed **Ito Smith** to the practice squad.

Dec. 9 Placed **Noah Brown** on Reserve/Injured.

Dec. 11 Activated **Neville Gallimore** and **Randy Gregory**. Waived **Justin Hamilton**. Elevated **Darian Thompson** as a COVID-19 replacement and **Ian Bunting** and **JaQuan Hardy** as standard elevations.

Dec. 13 Activate **Nahshon Wright** and placed **Cedrick Wilson** on Reserve/COVID-19.

Dec. 15 Released **Deante Burton** from the practice squad. Signed **Justin Hamilton** to the practice squad.

Dec. 17 Activated **Cedrick Wilson**.

Dec. 18 Placed **Trysten Hill** and **Osa Odighizuwa** on Reserve/COVID-19. Elevated **Justin Hamilton** and **Darian Thompson** as COVID-19 replacements and **JaQuan Hardy** as a standard elevation.

Dec. 20 Waived **Azur Kamara** and released **Osirus Mitchell** from the practice squad.

Dec. 22 **Josh Ball** designated for return and **T.J. Vasher** returned to practice.

Dec. 23 Activated **Osa Odighizuwa**. Placed **Malik Hooker** on Reserve/COVID-19 and **JaQuan Hardy** on Practice Squad/COVID-19

Dec. 24 Placed **Simi Fehoko** and **Jourdan Lewis** on Reserve/COVID-19.

Dec. 25 Placed **Maurice Canady** on Reserve/Designate for return. Activated **Maurice Canady** and **Donovan Wilson**. Elevated **Kyron Brown** and **Deante Thompson** as COVID-19 Replacements.

Dec. 26 Placed **Isaac Alarcon** on Practice Squad/COVID-19.

Dec. 27 Placed **Francis Bernard** on Reserve/COVID-19. Placed **Aviante Collins** and **Brandon Smith** on Practice Squad/COVID-19.

Dec. 28 Placed **Hunter Niswander** on Reserve/COVID-19. **Justin Hamilton** signed with Denver.

Dec. 29 Activated **Trysten Hill** and **Malike Hooker**. **Noah Brown** designated for return. Restored **JaQuan Hardy** and **Brandon Smith** to the practice squad. Signed **Devante Bond** to the practice squad.

Dec. 30 Activated **Jourdan Lewis** from Reserve/COVID-19. Placed **Kyron Brown** and **Tyler Coyle** on Practice Squad/COVID-19.

Dec. 31 Placed **Quinton Bohanna** and **Keanu Neal** on Reserve/COVID-19.

Jan. 1 Activated **Noah Brown** from Reserve/Designated for Return and **Simi Fehoko** from Reserve/COVID-19. Elevated **Darian Thompson** as a COVID-19 Replacement. Restored **Aviante Collins** to the practice squad.

Jan. 4 Placed **Blake Jarwin** on Reserve/Designated for Return. Placed **Michael Gallup** on Reserve/Injured and **Josh Ball** on Reserve/COVID-19. Activated **Quinton Bohanna** from Reserve/COVID-19. Restored **Isaac Alarcon** and **Tyler Coyle** to the practice squad. Signed **Josiah Bronson** to the practice squad.

Jan. 5 Activated **Keanu Neal** from Reserve/COVID-19. Placed **Micah Parsons** on Reserve/COVID-19. Restore **Kyron Brown** to the practice squad. Placed **Josiah Bronson** on Practice Squad/COVID-19

Jan. 6 Placed **Anthony Brown** and **Tyron Smith** on Reserve/COVID-19.

Jan. 8 Activated **Blake Jarwin** from Reserve/Designated for Return. Elevated **Tyler Coyle**, **JaQuan Hardy** and **Ito Smith** as COVID-19 replacements. Placed **Jayron Kearse** on Reserve/COVID-19. Placed **Darian Thompson** on Practice Squad/COVID-19.

Jan. 10 Activated **Anthony Brown** and **Hunter Niswander** from Reserve/COVID-19. Restored **Hunter Niswander** to Reserve/Injured. Placed **Will Grier** on Reserve/Injured. Restored **Darian Thompson** to the practice squad.

2021 TRANSACTIONS BY PLAYER

ALARCON, Isaac - T

1/4..... Signed as Reserve/Future
8/31..... Waived
9/1..... Signed to practice squad
12/26..... Placed on Practice Squad/COVID-19
1/4/22..... Restored to practice squad

ANAE, Bradlee - DE

9/24..... Placed on Reserve/COVID-19
10/6..... Activated
11/2..... Waived
11/4..... Signed to practice squad

ANGER, Bryan - P

4/7..... Signed
9/1..... Released
9/5..... Signed

BALL, Josh - T

5/1..... Drafted
9/2..... Placed on Reserve/Injured
12/22..... Designated for return
1/4/22..... Placed on Reserve/COVID-19

BASHAM, Tarell - LB

3/22..... Signed

BERNARD, Francis-LB

9/2..... Placed on Reserve/Injured
10/25..... Designated for Return
11/6..... Activated
12/27..... Placed on Reserve/COVID-19

BOHANNA, Quinton - DT

5/1..... Drafted
12/31..... Placed on Reserve/COVID-19
1/4/22..... Activated

BOND, Devante-LB

12/29..... Signed to practice squad

BRONSON, Josiah - DT

1/4/22..... Signed to practice squad
1/5/22..... Placed on Practice Squad/COVID-19

BROWN, Anthony - CB

1/6/22..... Placed on Reserve/COVID-19
1/10/22..... Activated

BROWN, Kyron - CB

7/25..... Signed
8/17..... Waived
9/1..... Signed to practice squad
11/20..... Elevated as a standard elevation
12/25..... Elevated as a COVID-19 replacement
12/30..... Placed on Practice Squad/COVID-19
1/5/22..... Restored to practice squad

BROWN, Noah - WR

3/18..... Re-signed
8/31..... Placed on Reserve/COVID-19
9/5..... Activated

12/9..... Placed on Reserve/Injured

12/29..... Designated for return

1/1/22..... Activated

BUNTING, Ian - TE

9/2..... Signed to practice squad
12/11..... Standard Elevation

BURTON, Deante - CB

8/31..... Released
9/1..... Signed to practice squad
9/13..... Placed on Practice Squad/Injured
10/25..... Restored to practice squad
11/20..... Elevated as a COVID-19 replacement
12/15..... Released

CANADY, Maurice - CB

10/26..... Placed on Reserve/Injured
12/25..... Designated for Return
12/25..... Activated

CARTER, Ron'Dell - DE

3/9..... Re-Signed
8/31..... Waived

CLEMENT, Corey - RB

9/2..... Signed

COLLINS, Aviante - T

9/6..... Signed to practice squad
12/27..... Placed on Practice Squad/COVID-19
1/1/22..... Restored to practice squad

COLLINS, La'el - T

9/10..... Placed on Reserve/Suspended

COOPER, Amari - WR

7/22..... Placed on Active/PUP
8/10..... Passed physical
11/19..... Placed on Reserve/COVID-19
12/2..... Activated

COX, Jabril - LB

5/1..... Drafted
11/2..... Placed on Reserve/Injured

COYLE, Tyler - S

5/14..... Signed
8/31..... Waived
9/1..... Signed to practice squad
12/2..... Elevated as a COVID-19 replacement
12/30..... Placed on Practice Squad/COVID-19
1/4/22..... Restored to practice squad
1/8/22..... Elevated as a COVID-19 replacement

DAVIS, Reggie - WR

6/11..... Signed
8/31..... Waived

DiNUCCI, Ben - QB

8/31..... Waived
9/1..... Signed to practice squad

DIXON, Johnnie - WR

5/24..... Signed
8/31..... Waived

DOWDLE, Rico - RB

8/28..... Placed on Reserve/Injured

DURDE, Aden

1/21..... Named defensive line coach

EAGLES, Brennan - WR

5/14..... Signed
8/17..... Waived

EUBANKS, Nick - TE

5/14..... Signed
8/31..... Waived

FARNIOK, Matt - G

5/1..... Drafted
FAOLI, Austin - DT

5/14..... Signed
8/31..... Waived

9/1..... Signed to practice squad
10/2..... Standard Elevation

FEHOKO, Simi - WR

5/1..... Drafted
12/24..... Placed on Reserve/COVID-19

1/1/22..... Activated

FOSTER, Robert - WR

9/14..... Signed to practice squad
11/22..... Placed on Practice Squad/COVID-19
12/7..... Restored to practice squad

GALLIMORE, Neville - DT

9/2..... Placed on Reserve/Injured
11/29..... Designated for return
12/11..... Activated

GALLUP, Michael - WR

9/13..... Placed on Reserve/Injured
10/25..... Designated for Return

11/13..... Activated

1/4/22..... Placed on Reserve/Injured

GILBERT, Garrett - QB

8/31..... Released

GOLSTON, Chauncey - DE

4/30..... Drafted in the third round
7/22..... Placed on Active/PUP

8/31..... Passed physical

GOODWIN, C.J. - CB

3/19..... Re-signed

GREGORY, Randy - DE

9/13..... Placed on Reserve/COVID-19
9/23..... Activated

11/11..... Placed on Reserve/Injured

12/8..... Designated for Return

12/11..... Activated

GRIER, Will QB

9/1..... Claimed off waivers from Carolina

1/10/22..... Placed on Reserve/Injured

GUIDRY, Stephen - WR

6/11..... Waived/Injured

HAJRULLAHU, Lirim - K

8/19..... Signed

8/24..... Waived

9/14..... Signed to practice squad

9/21..... Released

11/10..... Signed to practice squad

11/13..... Elevated as a COVID-19 replacement

11/23..... Released

HALL, Kemon - CB

1/4..... Signed as Reserve/Future
5/5..... Waived

HAMILTON, Justin - DT

8/31..... Released
9/1..... Signed to practice squad
9/27..... Elevated as a COVID-19 replacement
10/2..... Standard Elevation
10/30..... Standard Elevation
11/6..... Signed to active roster
12/11..... Waived

12/15..... Signed to practice squad

12/18..... Elevated as a COVID-19 replacement
12/28..... Signed with Denver

HAMILTON, Ladarius - LB

1/4..... Signed as Reserve/Future
5/5..... Waived

HARDY, JaQuan - RB

5/14..... Signed
8/31..... Waived
9/1..... Signed to practice squad
12/11..... Standard Elevation
12/18..... Standard Elevation
12/23..... Placed on Practice Squad/COVID-19
12/29..... Restored to practice squad
1/8/22..... Elevated as a COVID-19 replacement

HENRY, Marcus - C

1/4..... Signed as Reserve/Future
3/19..... Waived

HIKUTINI, Cole - TE

1/4..... Signed as Reserve/Future
3/19..... Waived

HILL, Holton - DB

9/22..... Signed to practice squad
10/5..... Released

HILL, Trysten - DT

7/22..... Placed on Active/PUP
8/31..... Reserve/PUP

10/25..... Returned to Practice

11/13..... Activated

12/18..... Placed on Reserve/COVID-19

12/29..... Activated

HINES, Anthony - LB

5/14..... Signed
8/17..... Waived/Injured

HOOKE, Malik - S

7/27..... Signed
12/23..... Placed on Reserve/COVID-19

12/29..... Activated

HYATT, Mitch - T

7/22..... Placed on Active/PUP
7/27..... Placed on Reserve/Injured

JARWIN, Blake - TE

11/6..... Placed on Reserve/Injured
11/26..... Placed on Reserve/COVID-19

12/7..... Restored to Reserve/Injured

1/4/22..... Designated for Return

1/8/22..... Activated

JOHNSON, Isaiah - CB

10/5..... Signed to practice squad
10/19..... Released

JOHNSON, Jon'Vea - WR

1/4..... Signed as Reserve/Future
3/19..... Waived

JONES, Braylon - C

5/14..... Signed
8/31..... Waived

9/1..... Signed to practice squad

JONES, Chris - P

3/17..... Released

JOSEPH, Kelvin - CB

4/30..... Drafted in the second round
9/2..... Placed on Reserve/Injured

10/13..... Designated for Return

10/30..... Activated

KAMARA, Azur - DE

12/20..... Waived

KAZEE, Damontae - S

8/25..... Placed on Reserve/COVID-19
9/2..... Activated

KEARSE, Jayron - S

3/30..... Signed
1/8/22..... Placed on Reserve/COVID-19

2021 TRANSACTIONS BY PLAYER, cont.

KNIGHT, Brandon - T

9/5..... Placed on Reserve/COVID-19
9/13..... Activated
10/16..... Waived

KNOX, Brenden - RB

5/14..... Signed
8/31..... Waived

LACY, Chris - WR

1/4..... Signed as Reserve/Future
3/19..... Waived

LAMB, CeeDee - WR

8/23..... Placed on Reserve/COVID-19
9/2..... Activated

LAWRENCE, DeMarcus - DE

7/22..... Placed on Active/PUP
8/3..... Passed physical
9/16..... Placed on Reserve/Injured
11/24..... Designated for return
12/2..... Activated

LEWIS, Jourdan - CB

3/18..... Re-signed
12/24..... Placed on Reserve/COVID-19
12/30..... Activated

MARTIN, Zack - G

9/5..... Placed on Reserve/COVID-19
9/13..... Activated

LYNN, Artayvious - TE

5/14..... Signed
8/31..... Waived

McKEON, Sean - TE

9/2..... Placed on Reserve/Injured
10/13..... Designated for Return
11/3..... Activated

McQUAIDE, Jake - LS

3/22..... Signed
8/31..... Released
9/2..... Signed

MITCHELL, Osirus - WR

5/14..... Signed
8/31..... Waived
9/1..... Signed to practice squad
9/17..... Placed on Practice Squad/Injured
11/16..... Restored to practice squad
12/20..... Released

MUKUAMU, Israel - S

5/1..... Drafted
8/23..... Placed on Reserve/COVID-19
8/25..... Activated

NEAL, Keanu - S

4/14..... Signed
9/22..... Placed on Reserve/COVID-19
10/6..... Activated
12/31..... Placed on Reserve/COVID-19
1/5/22..... Activated

NISWANDER, Hunter - P

8/19..... Waived/Injured
12/28..... Placed on Reserve/COVID-19
1/10/22..... Restored to Reserve/Injured

NOLAN, Mike - Defensive Coordinator

1/8..... Fired

NSEKHE, Ty - T

3/22..... Signed

ODIGHIZUWA, Osa - DT

4/30..... Drafted in the third round
12/18..... Placed on Reserve/COVID-19
12/23..... Activated

OLAWALE, Jamize - FB

3/10..... Released

PALMORE, Walter - DT

1/4..... Signed as Reserve/Future
5/5..... Waived

PARKER, Aaron - WR

1/4..... Signed as Reserve/Future
8/31..... Waived

PARKER, Steven - S

8/31..... Waived

PARSONS, Micah - LB

4/29..... Drafted in the first round
1/5/22..... Placed on Reserve/COVID-19

PRESCOTT, Dak - QB

3/10..... Re-Signed

QUINN, Dan

1/12..... Named defensive coordinator
RALSTON, Nick - FB

5/14..... Signed

8/31..... Waived

9/1..... Signed to practice squad

9/27..... Standard elevation

10/9..... Standard elevation

10/16..... Signed to the active roster

10/19..... Waived

10/21..... Signed to practice squad

RATLEY, Damion - WR

9/21..... Signed to practice squad

11/16..... Released

REDMOND, Adam - C

1/4..... Signed as Reserve/Future
5/5..... Released

ROBINSON, Rashard - CB

7/17..... Released

RUSH, Cooper - QB

1/4..... Signed as Reserve/Future

SMITH, Brandon - WR

5/14..... Signed

8/31..... Waived

9/1..... Signed to practice squad

12/23..... Placed on Practice Squad/COVID-19

12/29..... Restored to practice squad

SMITH, Cedric

2/11..... Named asst. strength and condition.

SMITH, Eric - T

1/4..... Signed as Reserve/Future

8/31..... Released

SMITH, Ito - RB

12/8..... Signed to practice squad

1/8/22..... Elevated as a COVID-19 replacement

SMITH, Jaylon - LB

10/6..... Released

SMITH, Saivion - CB

1/4..... Signed as Reserve/Future

5/5..... Waived

SMITH, Tyron - T

1/6/22..... Placed on Reserve/COVID-19

SPRINKLE, Jeremy - TE

4/7..... Signed

8/31..... Released

9/9..... Standard elevation

9/18..... Elevated as a COVID-19 replacement

9/27..... Elevated as a COVID-19 replacement

10/9..... Standard elevation

10/16..... Signed to the active roster

SPEAKS, Breeland - DE

9/1..... Signed to practice squad

12/6..... Released

STEELE, Terence - T

11/28..... Placed on Reserve/COVID-19

12/7..... Activated

SWEET, William - T

1/4..... Signed as Reserve/Future

5/18..... Waived

THOMPSON, Darian - S

8/31..... Released

9/1..... Signed to practice squad

9/9..... Standard elevation

9/13..... Placed on Practice Squad/Injured

11/29..... Restored to practice squad

12/11..... Elevated as a COVID-19 replacement

12/18..... Elevated as a COVID-19 replacement

12/25..... Elevated as a COVID-19 replacement

1/1/22..... Elevated as a COVID-19 replacement

1/8/22..... Placed on Practice Squad/COVID-19

1/10/22..... Restored to practice squad

TOMSULA, Jim - DL Coach

1/8..... Fired

TURNER, Malik - WR

3/19..... Re-signed

8/23..... Placed on Reserve/COVID-19

8/27..... Activated

9/2..... Placed on Reserve/Injured

9/30..... Designated for Return

10/2..... Activated

URBAN, Brent - DT

3/22..... Signed

10/26..... Placed on Reserve/Injured

VASHER, T.J. - WR

5/14..... Signed

7/22..... Placed on Active/NFI

8/31..... Reserve/NFI

11/22..... Placed on Reserve/COVID-19

12/7..... Restored to Reserve/NFI

12/22..... Returned to practice

WATKINS, Carlos - DE

3/22..... Signed

8/23..... Placed on Reserve/COVID-19

9/2..... Activated

WHITT Jr., Joe

1/21..... Named secondary/def. pass coord.

WILLIAMS, Connor - G

8/25..... Placed on Reserve/COVID-19

9/5..... Activated

WILSON, Cedrick - WR

12/13..... Placed on Reserve/COVID-19

12/17..... Activated

WILSON, Donovan - S

11/24..... Placed on Reserve/Injured

12/15..... Designated for Return

12/25..... Activated

WOODS, Antwaun - DT

5/5..... Released

WRIGHT, Nahshon - CB

4/30..... Drafted in the third round

11/30..... Placed on Reserve/COVID-19

12/13..... Activated

ZUERLEIN, Greg - K

7/22..... Placed on Active/PUP

8/25..... Passed physical

11/8..... Placed on Reserve/COVID-19

11/18..... Activated



NON-MEDIA GUIDE BIOS



2021 NON-MEDIA GUIDE BIOS

COREY CLEMENT (CLEM-ent)

32 • Running Back

5-10 • 220 • 11/2/94
 Wisconsin • FA-21
 NFL: 5th Year • Cowboys: 1st year
 Games/Starts: 2020-15/0-Phi; Career-46/0
 Postseason: 2020-0/0; Career-3/0



PRO: The Dallas Cowboys signed fifth-year running back Corey Clement prior to Week 1 to fill an important special teams void and provide depth to the running back room after Rico Dowdle (hip) landed on Reserve/Injured. Clement, who spent his first four seasons in Philadelphia, arrives in Dallas after spending 2021 training camp with the N.Y. Giants. Clement played in 46 regular season games for the Eagles, contributing mostly on special teams. His 742 special teams snaps were near the top of the team, and he has experience returning punts and kicks in Philadelphia. Clement was an undrafted free agent in 2017 and had an outstanding performance in Philadelphia's Super Bowl LII win against New England, catching four passes for 100 yards and a touchdown. Going into 2021, Clement will serve as a much-needed role player in the Cowboys backfield.

TRANSACTION SUMMARY:

- 9/2/21:** Signed with Dallas as a free agent.
- 5/16/21:** Signed with the N.Y. Giants as a free agent and waived (8/31).
- 4/29/20:** Signed a one-year contract with Philadelphia.
- 10/11/19:** Placed on Reserve/Injured with a shoulder injury.
- 12/11/18:** Placed on Reserve/Injured with a knee injury.
- 5/11/17:** Signed with Philadelphia as a rookie free agent.

2020 (Philadelphia):

- Played in 15 games for the Eagles, mainly on special teams, earning 21 carries for 75 yards and five receptions for 25 yards on offense.
- Scored his only rushing touchdown of the season on a five-yard scamper at the N.Y. Giants (11/15).
- Finished with season-highs of five carries and 24 yards against Dallas (11/1).

2019 (Philadelphia):

- Played the season's first four games before a shoulder injury on Oct. 11 landed him on the Reserve/Injured list for the rest of the season.
- Did not tally a carry nor reception in his four appearances.

2018 (Philadelphia):

- In 11 games, finished with career-best totals of 22 receptions for 192 yards and ran for 259 yards and two touchdowns on 68 carries.
- Started to showcase his special teams ability in the NFL, leading the Eagles in total kickoff return yards (333) and return average (25.6 yards).
- Caught a career-high five passes for 55 yards and scored a 15-yard rushing touchdown at Tampa Bay (9/16).
- Posted career-high totals of 16 carries for 56 yards against Indianapolis (9/23).
- Suffered a knee injury at Dallas (12/9) and was placed on Reserve/Injured for the remainder of the season.

2017 (Philadelphia):

- As a rookie, played in 16 regular season games, and three postseason contests, in his most productive NFL season.
- Finished the season with 74 carries, 321 yards and four touchdowns to go along with 10 receptions and two receiving touchdowns.
- Showcased a career performance during the Eagles Super Bowl LII win over New England. He posted a career-high 100 receiving yards, including a 22-yard touchdown catch, to become the fourth rookie in NFL history with 100-plus receiving yards in the Super Bowl.
- Fielded the snap on one of the most memorable trick plays in Super Bowl history, the "Philly Special," when Nick Foles caught a touchdown pass from wide receiver Trey Burton in the fourth quarter of Super Bowl LII.
- His six touchdowns in the regular season tied for the fourth-most by an Eagles rookie running back.
- Tallied a career-best three touchdowns – two rushing, one receiving – in the 51-23 win against Denver (11/5).

COLLEGE:

- A four-year letterwinner who was a member of the all-time winningest senior class in Wisconsin history (team went 41-13 from 2013-16).
- In 43 career appearances, with 15 starts, ran for 3,092 yards and 36 touchdowns on 575 carries, while adding 29 catches for 279 yards and two touchdowns.
- As a senior, earned first-team All-Big Ten honors after posting career-highs in carries (314), rushing yards (1,375) and touchdowns (15) in 13 games. Finished his senior season with eight 100-yard rushing games.
- Played in just four games as a junior after suffering a mid-season injury. Logged 48 carries for 221 yards and five touchdowns in 2015, including a season-best 115 rushing yards and three touchdowns on 11 carries against Rutgers.
- In 2014 as a sophomore, carried the ball 147 times for 949 yards (6.5 avg) and nine touchdowns. Combined with Melvin Gordon to set the single-season FBS record for rushing yards by teammates (3,536).
- Played in 12 games as a freshman, rushing for 547 yards on 67 carries (8.2 avg) with seven touchdowns.

PERSONAL:

- Rated a four-star recruit out of Glassboro, N.J., High School, where he finished his career with 6,245 rushing yards, 34 rushing scores and 90 total touchdowns.
- As a two-way player his senior year, earned first-team all-state honors after rushing for 2,323 yards and 33 touchdowns while also collecting 47 tackles and 8.0 sacks.
- Set the New Jersey state single-game record with 479 rushing yards against Gloucester City.
- Graduated in 2017 with his bachelor's degree in life sciences communication from Wisconsin.

CLEMENT'S NFL TOTALS

Year Team	GP-GS	RUSHING					RECEIVING				
		No	Yds	Avg	Long	TD	No	Yds	Avg	Long	TD
2017 Philadelphia	16-0	74	321	4.3	28	4	10	123	12.3	28	2
2018 Philadelphia	11-0	68	259	3.8	32	2	22	192	8.7	23	0
2019 Philadelphia	4-0	0	0	0.0	0	0	0	0	0.0	0	0
2020 Philadelphia	15-0	21	75	3.6	7	1	5	25	5.0	12	0
Totals	46-0	163	655	4.0	32	7	37	340	9.2	28	2
Playoffs											
2017 Philadelphia	3-0	6	33	5.5	14	0	10	139	13.9	55	1
Year Team		KICKOFF RETURNS					PUNT RETURNS				
		No	Yds	Avg	Long	TD	No	Yds	Avg	FC	Long
2017 Philadelphia		2	49	24.5	35	0	0	0	0.0	0	0
2018 Philadelphia		13	333	25.6	48	0	6	17	2.8	2	10
2019 Philadelphia		3	73	24.3	26	0	1	0	0.0	0	0
2020 Philadelphia		1	22	22.0	22	0	2	0	0.0	0	0
Totals		19	477	25.1	48	0	0	17	2.4	2	10

ADDITIONAL STATISTICS

Special Teams Tackles – 2017 (4-2-6) 2018 (2-1-3), 2019 (1-0-1), 2020 (4-1-5). **Totals: (11-4-15).**

SINGLE-GAME HIGHS

Carries – 16 vs. Indianapolis, 9/23/18
Rushing Yards – 56 vs. Indianapolis, 9/23/18
Long Run – 32 vs. N.Y. Giants, 11/25/18
Receptions – 5 at Tampa Bay, 9/16/18
Receiving Yards – 55 at Tampa Bay, 9/16/18
Kickoff Returns – 4 at New Orleans, 11/18/18
Kickoff Return Yards – 114 at New Orleans, 11/18/18
Long Kickoff Return – 48 at New Orleans, 11/18/18

WILL GRIER**3 • Quarterback**

6-1 • 220 • 4/3/95
 West Virginia • W(Car)-21
 NFL: 3rd year • Cowboys: 1st year
 Games/Starts: 2020-0/0; Career-2/2
 Postseason: 2020-0/0; Career-0/0



PRO: The Dallas Cowboys added more competition for the backup quarterback spot when they claimed Will Grier off waivers following training camp. Grier, a former Heisman Trophy Finalist at West Virginia, comes to Dallas after spending his first two NFL seasons with the Carolina Panthers. Grier started two games in his rookie season before not seeing any action in 2020. As a former college standout who spent the 2015 season at Florida with current Cowboys Quarterbacks Coach Doug Nussmeier, Grier looks to compete for the lead backup to Prescott.

TRANSACTION SUMMARY:

9/1/21: Claimed off waivers by Dallas.

8/31/21: Waived by Carolina.

5/9/19: Drafted in the third round (100th overall) by Carolina.

2020 (Carolina):

- Did not appear in any games and was inactive for nine of the final eleven contests.

2019 (Carolina):

- Played and started in the final two games, completing 28-of-52 passes for 228 yards and four interceptions.
- Made his NFL debut at Indianapolis, completing 27-of-44 passes for 224 yards and three interceptions.

COLLEGE:

- Three-year starter at West Virginia where he was a Heisman Trophy Finalist and fourth-team All-American in 2018.
- As a senior, led the NCAA in passing yards-per-game (305.6) and ranked fifth in the nation in career pass efficiency (165.1). He also ranked second in the country in touchdown passes (37) and third in passing yards (3,864), along with a career-best 67.0% completion rate.
- Named Maxwell Award Finalist, Johnny Unitas Golden Arm Award Top 5 Finalist and Manning Award Finalist for his efforts in 2018.
- In 2017 started the first eleven games before a hand injury ended his season. Despite the injury, finished with All-Big 12 second-team honors after throwing for 3,490 yards and 34 touchdowns.
- Sat out the 2016 season due to NCAA transfer requirements.
- Played in six games as a true freshman at Florida under the watch of then Gators Offensive Coordinator Doug Nussmeier. In his six appearances during 2015, completed 65.9% of his passes for 1,204 yards, 10 touchdowns and just three interceptions.

Will Grier, cont.

PERSONAL:

- Played quarterback under his father, Chad Grier, at Davidson Day School in Davidson, N.C., Day School.
- Threw for 4,989 yards as a senior and led the nation with 77 touchdowns, along with 1,251 rushing yards and 13 scores on the ground.
- Named the 2013 Parade National Player of the Year, Maxwell Player of the Year and Tom Lemming Offensive Player of the Year.
- Named Mr. Football USA as the nation's top high school player and was a first-team All-American, according to both MaxPreps and 247 Sports.
- Named the Gatorade North Carolina Player of the Year as a junior and senior.
- Earned an invite to the 2014 U.S. Army All-American Bowl, where his 51-yard pass resulted in the longest play of the game.
- Graduated with his bachelor's degree in multidisciplinary studies from West Virginia.

GRIER'S NFL TOTALS

Year Team	GP-GS	PASSING										
		Att	Cmp	Pct	Yds	Yds/Att	TD	TD%	Int	Int%	Long	Sacks
2019 Carolina.....	2-2	52	28	53.8	228	4.4	0	0.0	4	7.7	28	6/44
2020 Carolina.....	0-0	0	0	0	0	0	0	0.0	0	0.0	0	0/0
Totals	2-2	52	28	53.8	228	4.4	0	0.0	4	7.7	28	6/44

Year Team	RUSHING					
	No	Yds	Avg	Long	TD	
2019 Carolina.....	7	22	3.1	11	0	
2020 Carolina.....	0	0	0.0	0	0	
Totals	7	22	3.1	11	0	

MALIK HOOKER

28 • Safety

6-1 • 214 • 4/2/96
Ohio State • FA-21
NFL: 5th year • Cowboys: 1st year
Games/Starts: 2020-2/2-Ind; Career-36/35
Postseason: 2020-0/0; Career-1/1



PRO: The Dallas Cowboys improved their secondary when they signed Malik Hooker the first week of training camp. Hooker, the former 15th overall pick from the 2017 NFL Draft, arrives in Dallas after spending the first four years of his career with the Indianapolis Colts. The fifth-year safety has displayed his ability to perform at a high level and could be the player Dallas has coveted from the safety position. His four seasons have not come without struggle, as he missed 14 games in 2020 with a torn Achilles and more than half of his rookie season with a torn ACL and MCL. Despite being sidelined two times, Hooker has 35 starts in 36 games played and has picked off seven passes, recovered a pair of fumbles, made 123 tackles and broke up 11 passes.

TRANSACTION SUMMARY:

7/27/21: Signed a one-year contract with Dallas through 2021.

9/22/20: Placed on Reserve/Injured with an Achilles injury.

10/24/17: Placed on Reserve/Injured with a knee injury.

4/27/17: Drafted in the first round (15th overall) by Indianapolis.

2020 (Indianapolis):

- Was limited to starts in just two games played before tearing his Achilles in the game against Minnesota (9/20) and missing the remainder of the season.
- Opened the year at Jacksonville with five tackles, then added two against the Vikings before the injury.

2019 (Indianapolis):

- Started 13-of-13 games played, missing three with a knee injury and finished the year with 51 tackles, one for a loss, two interceptions, three breakups and a fumble recovery.
- Had five tackles and an interception in the opener at the LA Chargers (9/8).
- Missed three games (Games 4-6) with a knee injury, but returned to log consecutive five-tackle games against Denver (10/27) and at Pittsburgh (11/3), adding his first career tackle for loss in the Steelers game.
- Recovered a fumble against Tennessee (12/1) and had a season-best 10 stops along with his second interception of the season at Tampa Bay (12/8).

2018 (Indianapolis):

- After rehabbing a knee injury suffered as a rookie, returned to start all 14 games he played, missing two with a hip injury.
- Tallied 44 tackles, two interceptions, four breakups and a fumble recovery on the year.
- Notched a career-best 12 tackles at New England (10/4), then picked off his first pass of the season the next game at the N.Y. Jets (10/14).
- After missing the game at Oakland (10/28) with a hip injury, recovered his first career fumble in the game against Jacksonville (11/11) before missing the Tennessee (11/18) game with the hip.
- Added his second interception of the year against the N.Y. Giants (12/23).

2017 (Indianapolis):

- After being selected 15th overall in the NFL Draft, started six of the seven games he played before landing on Reserve/Injured with a knee injury.
- Posted 21 tackles, four breakups and three interceptions.
- Made his NFL debut at the LA Rams (9/10) and had three tackles with one stop on special teams.
- Picked off a pass in three consecutive games - against Arizona (9/17), Cleveland (9/24) and at Seattle (10/1).
- Logged a season-high five tackles against San Francisco (10/8), then played in the next two games, suffering a knee injury against Jacksonville (10/22).

Malik Hooker, cont.

COLLEGE:

- Started 13 of the 26 games he played as a safety at Ohio State, helping lead the Buckeyes to a 2015 Fiesta Bowl win and an appearance in the 2016 College Football Playoff.
- Ended his collegiate career with 84 tackles, 5.5 for loss, a half sack, seven interceptions - three returned for touchdowns - and 11 breakups.
- Led the nation with three interceptions returned for touchdowns as a sophomore in 2016, ranked second with 181 interception return yards and third with seven interceptions. Named first-team All-America and was a Thorpe Award semifinalist, starting all 13 games, adding 74 tackles, 5.5 for loss and half a sack.
- Played in all 13 games, including the Fiesta Bowl in 2015 as a redshirt freshman.
- Redshirted as a true freshman in 2014.

PERSONAL:

- Played two seasons of football as a wide receiver and cornerback at New Castle, Pa., High School, helping his squad to the state playoffs as a senior in 2013.
- Was a Division I basketball recruit after winning consecutive league championships as a sophomore and junior.

HOOKEER'S NFL TOTALS

		DEFENSE								INTERCEPTIONS					FUMBLES REC					
Year	Team	GP-GS	ST	AT	TT	Sks-Yds	Tkl/Ls	QB Prs	PBU	FF	No	Yds	Avg	Lg	TD	No	Yds	Avg	Lg	TD
2017	Indianapolis	7-6	15	6-	21	0.0(0)	0(0)	0	4	0	3	73	24.3	32	0	0	0	0.0	0	0
2018	Indianapolis	14-14	30	14-	44	0.0(0)	0(0)	0	4	0	2	34	17.0	27	0	1	0	0.0	0	0
2019	Indianapolis	13-13	30	21-	51	0.0(0)	1(-3)	0	3	0	2	39	19.5	26	0	1	3	3.0	3	0
2020	Indianapolis	2-2	5	2-	7	0.0(0)	0(0)	0	0	0	0	0	0.0	0	0	0	0	0.0	0	0
Totals		36-35	80	43-	123	0.0(0)	1(-3)	0	11	0	7	146	20.9	32	0	2	3	1.5	3	0
Playoffs																				
2018	Indianapolis	1-1	1	1-	2	0.0(0)	0(0)	0	0	0	0	0	0.0	0	0	0	0	0.0	0	0

ADDITIONAL STATISTICS
Special Teams Tackles – 2017 (1-0-1).

SINGLE-GAME HIGHS
Total Tackles – 12 at New England, 10/4/18

HOOKEER'S CAREER GAME-BY-GAME DEFENSE

2017 (Indianapolis)

Game	ST	AT	TT	Tkl/Ls	PBU	INTs			
						No/Yds	Lg	TD	
L-@ LAR 9/10	2	1-	3						
L-Ari 9/17	1	1-	2		1	1/32	32	0	
W-Cle 9/24	2	1-	3		1	1/12	12	0	
L-@ Sea 10/1	1	2-	3		1	1/29	29	0	
W-SF 10/8	4	1-	5						
L-@ Ten 10/16	3	0-	3		1				
L-Jac 10/22	2	0-	2						
L-@ Cin 10/29				RESERVE/INJURED-Knee					
W-@ Hou 11/5				RESERVE/INJURED-Knee					
L-Pit 11/12				RESERVE/INJURED-Knee					
L-Ten 11/26				RESERVE/INJURED-Knee					
L-@ Jac 12/3				RESERVE/INJURED-Knee					
L-@ Buf 12/10				RESERVE/INJURED-Knee					
L-Den 12/14				RESERVE/INJURED-Knee					
L-@ Bal 12/23				RESERVE/INJURED-Knee					
W-Hou 12/31				RESERVE/INJURED-Knee					
Totals	15	6-	21		4	3/73	32	0	

2018 (Indianapolis)

Game	ST	AT	TT	Tkl/Ls	PBU	INTs			
						No/Yds	Lg	TD	
L-Cin 9/9	4	0-	4						
W-@ Was 9/16	1	0-	1						
L-@ Phi 9/23	6	0-	6		1				
L-Hou 9/30	2	0-	2						
L-@ NE 10/4	4	8-	12						
L-@ NYJ 10/14	1	0-	1		1	1/27	27	0	
W-Buf 10/21	0	1-	1						
W-@ Oak 10/28				INACTIVE/INJURED-Hip					
W-Jac 11/11	4	0-	4						
W-Ten 11/18				INACTIVE/INJURED-Hip					
W-Mia 11/25	1	1-	2						
L-@ Jac 12/2									
W-@ Hou 12/9	1	0-	1						
W-Dal 12/16	0	1-	1						
W-NYG 12/23	4	2-	6		1	1/7	7	0	
W-@ Ten 12/30	2	1-	3		1				
Totals	30	14-	44		4	2/34	27	0	

Playoffs

W- @ Hou 1/5/19	1	1-	2						
L- @ KC 1/12/19				INACTIVE/INJURED-Hip					
Totals	1	1-	2						

2019 (Indianapolis)

Game	ST	AT	TT	Tkl/Ls	PBU	INTs			
						No/Yds	Lg	TD	
L-@ LAC 9/8	4	1-	5		1	1/26	26	0	
W-@ Ten 9/15	3	0-	3						
W-Atl 9/22	1	1-	2						
L-Oak 9/29				INACTIVE/INJURED-Knee					
W-@ KC 10/6				INACTIVE/INJURED-Knee					
W-Hou 10/20				INACTIVE/INJURED-Knee					
W-Den 10/27	3	2-	5						
L-@ Pit 11/3	3	2-	5	1(-3)					
L-Mia 11/10	1	2-	3						
W-Jac 11/17	0	3-	3		1				
L-@ Hou 11/21	2	5-	7						
L-Ten 12/1	1	3-	4						
L-@ TB 12/8	9	1-	10		1	1/13	13	0	
L-@ NO 12/16	1	1-	2						
W-Car 12/22	2	0-	2						
L-@ Jac 12/29									
Totals	30	21-	51	1(-3)	3	2/39	13	0	

2020 (Indianapolis)

Game	ST	AT	TT	Tkl/Ls	PBU	INTs			
						No/Yds	Lg	TD	
L-@ Jac 9/13	3	2-	5						
W-Min 9/20	2	0-	2						
W-NYJ 9/27				RESERVE/INJURED-Achilles					
W-@ Chi 10/4				RESERVE/INJURED-Achilles					
L-@ Cle 10/11				RESERVE/INJURED-Achilles					
W-Cin 10/18				RESERVE/INJURED-Achilles					
W-@ Det 11/1				RESERVE/INJURED-Achilles					
L-Bal 11/8				RESERVE/INJURED-Achilles					
W-@ Ten 11/12				RESERVE/INJURED-Achilles					
W-GB 11/22				RESERVE/INJURED-Achilles					
L-Ten 11/29				RESERVE/INJURED-Achilles					
W-@ Hou 12/6				RESERVE/INJURED-Achilles					
W-@ LV 12/13				RESERVE/INJURED-Achilles					
W-Hou 12/20				RESERVE/INJURED-Achilles					
L-@ Pit 12/27				RESERVE/INJURED-Achilles					
W-Jac 1/3/21				RESERVE/INJURED-Achilles					
Totals	5	2-	7						

Playoffs

L-@ Buf 1/9/21				RESERVE/INJURED-Achilles					
----------------	--	--	--	--------------------------	--	--	--	--	--