

# ARIZONA CARDINALS

WEEK 9  
GAME RELEASE  
#SFvsAZ

Mark Dalton - Senior Vice President, Media Relations   Chris Melvin - Director, Media Relations   Mike Helm - Manager, Media Relations  
Imani Suber - Media Relations Coordinator   Chase Russell - Media Relations Coordinator



## SAN FRANCISCO 49ERS (7-0) VS. ARIZONA CARDINALS (3-4-1) State Farm Stadium | October 31, 2019 | 5:20 PM



### THIS WEEK'S PREVIEW

Looking for their fourth win in the month of October, the Cardinals host the undefeated and NFC West-leading San Francisco 49ers in a Thursday Night showdown at State Farm Stadium.

Thursday's game is the first of two meetings between the Cardinals and 49ers in a span of three weeks. After hosting San Francisco on Thursday Night Football, Arizona will travel to Tampa Bay in Week 10 before facing the 49ers at Levi's Stadium in Week 11.

Arizona enters the contest having won eight in a row against San Francisco and nine of last the 10. A win this week and the Cardinals would tie their longest winning streak in franchise history against a single opponent (9 straight vs. Philadelphia between 1974-78).

The series between the two teams dates back to 1951 and in the 17 seasons since they became division rivals (2002-18), the Cardinals and 49ers have split their 34 meetings at 17 wins apiece. Since the Cardinals joined the NFC West in 2002, Arizona has won the season series against San Francisco nine times, the 49ers have won the series five times and they have split three times. The Cardinals have won the season series each of the last four years and haven't lost it since 2010.

No player on the field Thursday evening will have played in more games in this series than WR Larry Fitzgerald, who has put up record-breaking numbers against the 49ers. Fitzgerald has 173 receptions for 2,306 yards and 18 TDs in 30 career games against the SF. His 11 career 100-yard receiving performances against the Niners are tied with Jerry Rice (11 vs. Atlanta) for the most in NFL history vs. a single opponent.

Rookie QB Kyle Murray is looking for his fourth career win and for the second consecutive week will try to earn it while facing one of the NFL's top defenses. After facing the NFL's #6 ranked defense last week in New Orleans, Murray squares up against the NFL's #1 ranked overall defense and #2 ranked defense in points allowed.

Arizona's defensive effort this week will look to the pressure and turnovers produced by the LB duo of Chandler Jones and Terrell Suggs, who combined for 13.5 sacks and eight forced fumbles in 2019. They will serve as the front line in slowing a 49ers offense that produced 51 points last week vs. Carolina.

After facing the 49ers in Week 9, the Cardinals will embark on their third East Coast road trip of the year when they travel to face Tampa Bay at Raymond James Stadium in Week 10.

### GAME RELEASE INDEX

Page	Contents
2	Celebrating the life and legacy of <b>William V. Bidwill</b>
3-4	Cardinals-49ers Series Info / <b>Fitzgerald</b> vs. SF & the NFC West
5	Cardinals in Primetime / Results on Halloween / New RBs
6	By The Numbers / What To Look For / Week 9 Schedules
7	Season Highlights
8-9	<b>Kyle Murray</b> Highlights
10	<b>Chandler Jones</b> NFL Sack Leaders Since 2016
11	<b>Terrell Suggs</b> Climbs The All-Time Sacks List
12	<b>David Johnson</b> / <b>Chase Edmonds</b> Highlights
13-16	<b>Larry Fitzgerald</b> Career Highlights & All-Time Rankings
17	<b>Patrick Peterson</b> / Rookie Defenders / <b>Zane Gonzalez</b> Scoring Big
18	NFL 100 / Cardinals History in NFL
19	<b>Michael Bidwill</b> Highlights / State Farm Stadium / <b>Palmer</b> ROH
20-22	Coaching Staff Highlights / <b>Kingsbury</b> Highlights
23	Cardinals in the Community
24-65	Transactions / 2019 Stats / Rosters / Depth Chart / Standings

### ARIZONA CARDINALS - 2019 SCHEDULE

Date	Opponent	Location	AZ Time
Sep. 8	DETROIT	State Farm Stadium	T, 27-27
Sep. 15	@ Baltimore	M&T Bank Stadium	L, 23-17
Sep. 22	CAROLINA	State Farm Stadium	L, 38-20
Sep. 29	SEATTLE	State Farm Stadium	L, 27-10
Oct. 6	@ Cincinnati	Paul Brown Stadium	W, 26-23
Oct. 13	ATLANTA	State Farm Stadium	W, 34-33
Oct. 20	@ N.Y. Giants	MetLife Stadium	W, 27-21
Oct. 27	@ New Orleans	Mercedes-Benz Superdome	L, 31-9
Oct. 31	SAN FRANCISCO#	State Farm Stadium	5:20 PM
Nov. 10	@ Tampa Bay	Raymond James Stadium	11:00 AM
Nov. 17	@ San Francisco*	Levi's Stadium	2:05 PM
	-BYE-		
Dec. 1	L.A. RAMS*	State Farm Stadium	2:05 PM
Dec. 8	PITTSBURGH*	State Farm Stadium	2:25 PM
Dec. 15	CLEVELAND*	State Farm Stadium	2:05 PM
Dec. 22	@ Seattle*	CenturyLink Field	2:25 PM
Dec. 29	@ L.A. Rams*	L.A. Memorial Coliseum	2:25 PM

# FOX/NFL Network Thursday Night Football

\* Subject to flexible scheduling decisions

### IT'S HALLOWEEN - SO ARRIVE EARLY FOR THE FESTIVITIES

With this Sunday's matchup vs. the 49ers being held on Halloween night, the Cardinals want to remind fans to arrive early to enjoy a variety of holiday-themed activities in and around the stadium prior to the game. Thursday's family-friendly events begin at 2:15 PM.

--See page 5 of the game release for more details--



### THIS WEEK'S HIGHLIGHTS

- The Cardinals and 49ers square off for the 56<sup>th</sup> time when Arizona hosts San Francisco on Thursday. The Cardinals have won eight straight - and nine of the last 10 - against the 49ers.
- Arizona has an active streak of four consecutive games without committing a turnover and has an NFL-low four giveaways so far this season. San Francisco is tied for second in the NFL with 16 takeaways in 2019.
- *Arizona's eight straight victories over San Francisco represent the team's longest winning streak in the history of the series. It's also tied for the longest active win streak in the NFL against a division opponent.* The Cardinals enter Thursday's game having won five in a row at home against the 49ers.
- In two games since returning to the starting lineup, CB **Patrick Peterson** has 13 tackles, an INT, a sack and a forced fumble.
- One of the NFL's all-time leaders with 137.5 career sacks, LB **Terrell Suggs** will face San Francisco QB Jimmy Garoppolo for the first time on Thursday night. Suggs has sacked 75 different QBs in his NFL career; only Reggie White (77), Julius Peppers (77) and Bruce Smith (76) have sacked more.

### BROADCAST INFORMATION

**Television:** FOX-NFLN / **Play-By-Play:** Joe Buck **Analyst:** Troy Aikman **Sideline:** Kristina Pink **Sideline:** Erin Andrews

**Streaming:** Amazon Prime Video / Multiple Announcing Crew Options (see box on page 3 for details)

**National Radio:** Westwood One Radio / **Play-By-Play:** Kevin Kugler **Analyst:** Matt Millen

**Cardinals Radio:** Arizona Sports 98.7 FM / **Play-By-Play:** Dave Pasch **Analyst:** Ron Wolfley **Sideline:** Paul Calvisi

**Cardinals Spanish Radio:** TUDN Phoenix 105.1 FM / **Play-By-Play:** Gabriel Trujillo **Analyst:** Rolando Cantu



# WILLIAM V. BIDWILL (1931-2019)

## THE LIFE OF MR. B



William V. (Bill) Bidwill passed away on October 2 at the age of 88.

"Our dad passed away the same way he lived his life: peacefully, with grace, dignity and surrounded by family and loved ones," said Cardinals Chairman and President **Michael Bidwill**. "Above all else, we will remember him as a man devoted to the three central pillars of his life – his immense faith, his love for his family and his life-long passion for the Cardinals and the sport of football."

Born on July 31, 1931 in Chicago, he is the son of Charles and Violet Bidwill. His father purchased the Chicago Cardinals of the NFL in 1932, starting Bill's life-long association with the team which spanned eight decades and started as a ball boy when he was a child. A two-sport athlete playing football and baseball at Georgetown Prep outside of Washington, DC, Bidwill received the school's highest honor, the Insignis Medal, in 1990 and was selected to the school's Athletic Hall of Fame in 2017.

After earning his undergraduate degree from Georgetown University, Bidwill proudly served in the United States Navy before taking on a full-time role with the team in 1960. That same year he married Nancy, his wife of more than 56 years until her passing in 2016 and had five children: daughter Nicole and sons Bill Jr., Michael, Patrick and Timothy. While well-known for his understated nature and a preference for staying out of the spotlight, "Mr. B" was recognized often for his contributions and accomplishments as Cardinals owner.

In 2017, he was enshrined in the Arizona Sports Hall of Fame which honors those who have made significant contributions to state's athletics community. In 2010, Bidwill was inducted into the Sports Faith Hall of Fame in Lake Forest, IL. At its December 2010 commencement exercises, Northern Arizona University awarded Bidwill an honorary doctor of humane letters degree for "his contributions to the university, his community and his profession."

In addition to his five children, 10 grandchildren and one great-grandchild, Bidwill is survived by his brother Charles (Stormy).

## A LEADER IN DIVERSITY



Bidwill was at the forefront of diversity in hiring practices, which was evidenced by the hiring of the NFL's first African American female executive (Adele Harris), first African American contract negotiator (Bob Wallace) and first African American head coach/GM tandem (Dennis Green and Rod Graves). In 2015, the team established the Bill Bidwill Coaching Fellowship to increase diversity and provide opportunities to gain NFL coaching experience.

"He didn't care about the color of your skin, race or gender if he felt like you could do the job to the best of your ability to help us become better than you were the right person for it," **Larry Fitzgerald** said.

At the 2010 annual NFL Combine in Indianapolis, Bidwill was honored with the Paul "Tank" Younger Award from the Fritz Pollard Alliance, whose purpose is to promote diversity and equality of job opportunity in the NFL.

## ANOTHER SIGNIFICANT WIN IN CINCINNATI



Arizona's Week 5 victory in Cincinnati was the first game following the passing of team owner **Bill Bidwill** the previous Wednesday (10/2). Bill's father, Charles, purchased the team in 1932 and the first season the Cardinals played under Bidwill ownership was in 1933.

The first victory for the Cards during that 1933 season – which came on October 8th – was a 3-0 win in Cincinnati against the Reds.

On Tuesday (10/8/19) – exactly 86 years after that 1933 victory over the Reds – funeral services were held to honor the life of Bill Bidwill.

"It has been an emotional week," Chairman and President **Michael Bidwill** said after the victory over the Bengals. "The coaches and players all told me they were going to win it for (Bill Bidwill). It is great to get the win."

## AN UNHERALDED COMMUNITY CHAMPION



Bidwill's devotion to the Cardinals and the game of football was matched by his passion for giving back to the community and supporting charitable causes, though he never sought recognition for his consistent and generous donations.

"He valued love, and loyalty and life. All of that came together to manifest itself in his giving," former Cardinals Pro Bowl fullback **Ron Wolfley** said. "The way that he would give millions and millions of dollars and nobody knew what he was giving so much of the time. He didn't sound the trumpet to let people know what he was doing."

Fitzgerald was inspired by Bidwill's work in the community without seeking the spotlight.

"The thing I really cherished about him was his selflessness and commitment to the community," WR **Larry Fitzgerald** said. "It was something he was passionate about and he wanted zero fanfare, and I always respected that about him."

## STATEMENTS REGARDING THE PASSING OF ARIZONA CARDINALS OWNER BILL BIDWILL

**CARDINALS WIDE RECEIVER LARRY FITZGERALD:** "The NFL family lost a pioneer today. Bill Bidwill loved the Arizona Cardinals and the great State of Arizona. He paved the way for so many by being on the forefront of giving minorities the opportunity to thrive as coaches and executives in the NFL. He was also a man of quiet generosity giving of his time and resources to make lives better."



**NFL COMMISSIONER ROGER GOODELL:** "Bill Bidwill was part of the NFL family his entire life, starting from his days as a ball boy through his time as an owner. Although never one to seek the spotlight, Bill had an incredible sense of humor and he made extraordinary contributions to the NFL. Bill's vision brought the Cardinals, the NFL and multiple Super Bowls to Arizona. He was a leader in embracing diversity and employed the first African American female executive, and the first African American general manager and head coach tandem."

**PATRIOTS CHAIRMAN AND CEO ROBERT KRAFT:** "Bill Bidwill was one of the first owners to reach out to me and welcome me into the league when I bought the Patriots in 1994. He was one of the longest-tenured owners in the league and I always appreciated his historical perspective and his love of the game. When it came to the game of football and the NFL, we were mostly like-minded and aligned. The only thing more important to him than his beloved Cardinals was his family and I know how proud he was of his children."

**COWBOYS OWNER, PRESIDENT AND GENERAL MANAGER JERRY JONES:** "I always viewed Bill as a man who, through his father and his literally growing up with the NFL, was an extension of the founding fathers of the NFL. His leadership and influence contributed greatly to bridging the gap between what the earliest years of our professional game looked like and the growth and massive popularity of what it has become. He had a unique perspective of where the game began and where he thought it needed to go. I enjoyed him as a competitor and a colleague, and regardless of the circumstance, he had a unique gift of humor that not everyone knew about."

**GIANTS PRESIDENT AND CEO JOHN MARA:** "Bill Bidwill was one of the most important owners in the history of the National Football League. He was a kind and decent man who loved his team and the League. He leaves behind a wonderful family. Bill was someone I greatly admired and respected. I was proud to call him a friend."

**BEARS CHAIRMAN GEORGE H. MCCASKEY:** "One of our family's proudest associations in the NFL is with the Bidwill family. It goes back three generations, and at the heart of it is Bill Bidwill. His sacrifices on behalf of our great game are not properly documented, nor properly appreciated. He was a gracious man, a raconteur, and a great friend."

**FALCONS OWNER AND CHAIRMAN ARTHUR BLANK:** "Bill was a quiet, yet influential man who had a profound impact on our league. Today we not only remember a good man, we remember a proud veteran of the U.S. Navy and a champion for diversity across our league."

**CHIEFS CHAIRMAN AND CEO CLARK HUNT:** "As one of the longest tenured owners in professional football, Bill built and cared for his franchise with the utmost passion and integrity. He always put the best interests of the league first and his philanthropy made a lasting impact in communities throughout Arizona."

**LIONS OWNER AND CHAIRMAN MARTHA FIRESTONE FORD:** "The Lions and Cardinals have always shared a proud bond as two of the NFL's original franchises, and the Bidwill Family holds a treasured place in the history of professional football. His more than 80 years of life as part of the Cardinals organization will be remembered through a legacy marked by countless contributions to our great game."

**COLTS OWNER AND CEO JIM IRSAY:** "Rest in peace, Bill Bidwill, legendary owner of the Cardinals. Bill was involved with our league since 1932, and was a leader on the initiative of minority front-office hiring."

**ARIZONA GOV. DOUG DUCEY:** "A dad. A husband. A giant of the NFL and an Arizona icon – Bill Bidwill never forgot he was part of our community, and he showed it throughout his long and remarkable life. Bill was passionate about many things, but especially his faith, family and the Cardinals football team he loved so much."

## CARDS-SAINTS CONNECTIONS

### 49ers Connections

Cardinals P **Andy Lee** (2004-14), CB **Tramaine Brock Sr.** (2010-16), LB **Cassius Marsh Sr.** (2017-18) and RB **Alfred Morris** (2018) played for the 49ers.

Cardinals Asst. Head Coach/Special Teams Coordinator **Jeff Rodgers** was the 49ers special teams quality control coach (2003-04) and assistant special teams coach (2005-07).

Cardinals Defensive Coordinator **Vance Joseph** was the assistant DBs coach (2005) and DBs coach (2006-10) for the 49ers.

Cardinals LBs coach **Bill Davis** was the 49ers defensive coordinator from 2005-06.

Cardinals Offensive Asst. **Jerry Sullivan** was the WRs coach for the 49ers from 2005-10.

Cardinals Senior Personnel Executive **Terry McDonough** began his NFL scouting career as an intern with the 49ers in 1989.

### Cardinals Connections

49ers CB **Dontae Johnson** spent part of the 2018 season with the Cardinals.

49ers Assistant Special Teams coach **Stan Kwan** is a Phoenix native who was the Cardinals special teams assistant/defensive quality control coach from 2001-03.

49ers VP of Sales and Services **Jamie Brandt** was the senior director of ticket sales for the Cardinals from 2001-08.

49ers Director of Pro Personnel **Ran Carthon's** father, Maurice, was the Cardinals RBs coach from 2007-2008.

### Bay Area/California Connections

Cardinals TE **Darrell Daniels** (Pittsburg) and WR **KeeSean Johnson** (East Palo Alto) are from the Bay Area. Johnson and Cardinals S **Charles Washington** attended Fresno State.

Cardinals CBs coach **Greg Williams** played for the San Francisco Demons of the XFL in 2001.

From 2016-17, Cardinals Assistant Strength and Condition coach **Vernon Stephens** was the strength and conditioning coach at Dublin (CA) High School, which is about 30 miles north of Levi's Stadium.

### Arizona Connections

49ers LS **Kyle Nelson** has worked with middle school football players in Phoenix, teaching them the craft of long snapping.

49ers President **Al Guido** served as the Phoenix Coyotes senior director of ticket sales from 2004-07.

49ers Pro Personnel Analyst **Fred Gammage III** is a native of Tempe, AZ and played at Arizona State from 2013-16.

49ers Asst. Equipment Manager **Robert Lloyd** began his career at the University of Arizona as a student equipment manager for the football program.

### College/Pro Connections

Cardinals Head Coach **Kliff Kingsbury** (1999-02) played at Texas Tech with 49ers D-Line coach **Kris Kocurek** (1997-00) and WRs coach **Wes Welker** (2000-03).

Cardinals Asst. Head Coach/Special Teams Coordinator **Jeff Rodgers** (2015-17) coached for the Bears while 49ers K **Robbie Gould** (2005-15) played for the team. Rodgers also worked with 49ers Special Teams Coordinator **Richard Hightower**, who was Chicago's assistant special teams coach in 2016.

Cardinals LB **Chandler Jones** (2012-15) played for the Patriots with 49ers QB **Jimmy Garoppolo** (2014-17) and WRs coach **Wes Welker** (2007-12).

Cardinals LB **Terrell Suggs** (2003-18), TE **Maxx Williams** (2015-18) and OL **A.Q. Shipley** (2013) played for the Ravens with 49ers RB **Raheem Mostert** (2015) and FB **Kyle Juszyk** (2013-16).

Cardinals OL **Justin Pugh** (2013-17) played for the Giants with 49ers C **Weston Richburg** (2014-17) and K **Robbie Gould** (2016).

Cardinals S **Budda Baker** (2014-16), CB **Byron Murphy** (2017-18), TE **Darrell Daniels** (2013-16) and LB **Zeke Turner** (2015-17) played at Washington with 49ers WR **Dante Pettis** (2014-17).

Cardinals LB **Jordan Hicks** (2010-14) played with 49ers WR **Marquise Goodwin** (2009-12) at Texas.

Cardinals LB **Haason Reddick** (2013-16) and DL **Michael Dogbe** (2014-18) played at Temple with 49ers DT **Jullian Taylor** (2014-17).

49ers CB **Richard Sherman** (2011-17) played for the Seahawks with Cardinals LB **Cassius Marsh Sr.** (2015-16), DL **Clinton McDonald** (2011-13) and OL **J.R. Sweezy** (2012-15).

Cardinals OL **J.R. Sweezy** (2017) and DL **Clinton McDonald** (2014-17) played for the Buccaneers with 49ers LB **Kwon Alexander** (2015-18).

Cardinals OL **D.J. Humphries** (2012-14) and DL **Jonathan Bullard** (2012-15) played at Florida with 49ers S **Marcell Harris** (2014-17).

Cardinals CB **Tramaine Brock Sr.** (2018) and DL **Zach Kerr** (2017-18) played for the Broncos with 49ers WR **Emmanuel Sanders** (2014-19) and WRs coach **Wes Welker** (2013-14), during which time Cardinals Asst. Head Coach/Special Teams **Jeff Rodgers** (2011-14), Defensive Coordinator **Vance Joseph** (2017-18), O-Line coach **Sean Kugler** (2018), DBs coach **Marcus Robertson** (2017-18), CBs coach **Greg Williams** (2018) and 49ers DBs coach/Pass Game Coordinator **Joe Woods** (2015-18) were on the coaching staff.

## CARDINALS/49ERS IN PRIMETIME

The Cardinals host the 49ers on Thursday Night Football this week in Arizona's first primetime appearance of the 2019 regular season.



This week's game will mark the ninth primetime matchup between the Cardinals and 49ers and the second-ever on Thursday Night. During the 2016 season - in the last primetime matchup between the division rivals - Arizona defeated San Francisco 33-21 at Levi's Stadium on TNF.

## CATCH ARIZONA ON FOX/NFL NETWORK & AMAZON

*In addition to airing on FOX and the NFL Network, this week's Cards-49ers Thursday Night matchup can also be seen streaming on Amazon Prime Video.*



On Prime Video, Amazon offers viewers the option to watch the Fox broadcast (**Joe Buck, Troy Aikman, Erin Andrews** and **Kristina Pink**) as well as with three additional audio options: a feed featuring **Andrea Kremer** and **Hannah Storm**, a version with Spanish-language announcers and a feed from a U.K. broadcast team.

### Amazon Prime Video Announcing Crews

#### STORM + KREMER

Play-By-Play: Hannah Storm

Analyst: Andrea Kremer

#### BRITISH ENGLISH

Play-By-Play: Derek Rae

Analyst: Tommy Smyth

#### SPANISH

Play-By-Play: Jorge Perez-Navarro

Analyst: Oscar Benítez

The NFL Thursday Night Football streams are available in more than 200 countries and territories worldwide.

## THE HEAD COACHES

### Kliff Kingsbury



3-4-1

3-4-1

0-0

1<sup>st</sup>

1<sup>st</sup>

Overall Record

Regular Season Record

Playoff Record

Years as NFL Head Coach

Years with Team

17-22-0

17-22-0

0-0

3<sup>rd</sup>

3<sup>rd</sup>

### Kyle Shanahan



**Kliff Kingsbury** was hired by the Cardinals on January 11, 2019, coming to Arizona after spending the previous six seasons (2013-18) as the head coach at his alma mater, Texas Tech. A former star QB at Texas Tech, Kingsbury was drafted by the Patriots in the sixth round of the 2003 NFL Draft and also spent time with the Saints and Jets during his playing career.

Hired as the 20<sup>th</sup> head coach in 49ers history on February 6, 2017, **Kyle Shanahan** is in his third season with San Francisco. Now in his 16<sup>th</sup> season in the NFL coaching ranks, Shanahan previously spent nine seasons as an offensive coordinator with the Falcons (2015-16), Browns (2014), Redskins (2010-13) and Texans (2008-09). After playing collegiately at Duke and the Univ. of Texas, Shanahan coached at the college level with UCLA in 2003.

## CARDINALS/49ERS - SEASON STATS

Statistic	Cards	Rank	49ers	Rank
Points Scored	170	17	207	9
Points Allowed	223	31	77	2
Scoring Drives	36	t-7	35	t-10
TDs Scored	15	25	24	10
TDs Allowed	26	30	8	2
Rushing TDs	8	t-12	13	1
Passing TDs	7	t-27	9	t-21
Return TDs	0	t-23	2	t-11
Rushing TDs Allowed	4	t-6	2	t-2
Passing TDs Allowed	20	32	5	t-2
Return TDs Allowed	0	t-1	2	t-12
Sacked/Yards Lost	27/177	t-27	11/62	t-4
Fumbles/Lost	2/0	1	8/5	t-15
Field Goals Made/Attempted	21/24	t-1	13/20	t-11
Total Yards/Game	342.9	22	387.3	6
Opp. Total Yards/Game	407.1	29	224.4	1
Rushing Yards/Game	116.5	14	181.1	2
Opp. Rushing Yards/Game	130.1	25	95.7	11
Passing Yards/Game	226.4	19	206.1	24
Opp. Passing Yards/Game	277.0	29	128.7	1
Turnover Ratio	+3	t-8	+4	t-6

## CARDS & 49ERS - SERIES BREAKDOWN

The Cardinals and 49ers meet for the 56<sup>th</sup> time in a series that dates back to 1951. This game will mark the 35<sup>th</sup> meeting between the two teams since division realignment in 2002. The teams split the previous 34 meetings 17-17 but Arizona enters this week's game having won eight straight and nine of the last 10 overall.

The Cardinals eight-game win streak over the 49ers - which dates back to 2015 - is their longest winning streak in the history of the series. It also represents their longest active win streak against any opponent.

In the 17 seasons they have been division rivals (2002-18), the Cardinals have won the season series nine times, the 49ers have won the series five times and they have split three times. Arizona has won the season series each of the last four years and hasn't lost it since 2010.

### CARDS-49ERS REGULAR SEASON SERIES

- Overall Regular Season Series: 26-29
- Cardinals at home vs. San Francisco: 14-12
- First Meeting: 11/18/51 @ SF, W, 27-21
- Last Meeting: 10/28/18 vs. SF, W, 18-15
- Last Cardinals Home Win: 10/28/18 vs. SF, W, 18-15

## GOING FOR 9 STRAIGHT VS. THE NINERS

The Cardinals enter Thursday's game looking for their ninth consecutive win over the 49ers. Should Arizona earn a victory against San Francisco this week, it will tie for the longest winning streak in franchise history vs. a single team. The Cardinals won nine straight vs. Philadelphia between 1974-78.

### Franchise Record - Longest Win Streak vs. Single Team

Rnk	Opponent	Wins	Years
1	Philadelphia	9	1974-78
2t	San Francisco	8	2015-
2t	St. Louis	8	2006-10
4t	Green Bay	7	1946-49
4t	Detroit	7	2006-15
4t	NY Giants	7	1974-77

Arizona's eight straight victories over San Francisco represent the team's longest winning streak in the history of the series. It's also tied for the longest active winning streak in the NFL against a division opponent.

### Longest Active Winning Streak vs. Division Opponent

Rnk	Team	Wins	Opponent
1t	Arizona	8	San Francisco
1t	Kansas City	8	Denver
1t	New England	8	NY Jets
1t	Pittsburgh	8	Cincinnati
5	New England	6	Buffalo

The Cardinals have won five in a row at home against the 49ers, who haven't won in Arizona since 2013.



## ALWAYS GIVING THE 49ERS FITZ

In 30 career games against the 49ers, WR **Larry Fitzgerald** has 173 receptions for 2,306 yards and 18 TDs. Fitzgerald's success against the 49ers throughout his career has been historic. He has more receptions, receiving yards and TD receptions against San Francisco than any other player in NFL history.

Fitzgerald has more receiving yards against the 49ers (2,306) than any other active player has against any opponent. In NFL history, only Jerry Rice (2,731 vs. Atlanta; 2,551 vs. LA Rams) has more receiving yards against any single opponent.

### NFL History – Receiving Yards vs. Single Opponent

Rnk	Player	Yds	Opponent	Gms
1	Jerry Rice	2,731	Falcons	30
2	Jerry Rice	2,551	Rams	32
3	Larry Fitzgerald	2,306	49ers	30
4	Larry Fitzgerald	2,098	Rams	30
5	Reggie Wayne	2,028	Jaguars	25
6	Jerry Rice	2,025	Saints	29
7	Larry Fitzgerald	2,069	Seahawks	30
8	Tim Brown	2,021	Chiefs	27
9	Isaac Bruce	1,925	49ers	26
10	Tim Brown	1,826	Broncos	29



Only two players in NFL history have more career receiving TDs vs. a single opponent than Fitzgerald has against both the 49ers (18) and Rams (18).

### NFL History – TD Receptions vs. Single Opponent

Rnk	Player	TDs	Opponent	Gms
1	Jerry Rice	25	Falcons	30
2	Jerry Rice	20	Rams	32
3	Bob Hayes	19	Giants	16
4t	Larry Fitzgerald	18	49ers	30
4t	Larry Fitzgerald	18	Rams	30
4t	Don Hutson	18	Rams	18

Fitzgerald's reception totals against the Rams (185), Seahawks (175) and 49ers (173) are three of the four highest in NFL history against a single opponent.

### NFL History – Receptions vs. Single Opponent

Rnk	Player	Rec	Opponent	Gms
1	Larry Fitzgerald	185	Rams	30
2t	Larry Fitzgerald	175	Seattle	30
2t	Jerry Rice	175	Falcons	30
4	Larry Fitzgerald	173	49ers	30
5	Jerry Rice	166	Rams	32

### #11 WITH 11 CAREER 100-YARD OUTINGS VS. THE NINERS

The Cardinals Week 8 win over San Francisco in 2018 was Fitzgerald's 11<sup>th</sup> career 100-yard performance against the 49ers and third in four seasons. No player in NFL history has more 100-yard receiving performances against a single opponent than Fitzgerald has against San Francisco.

### NFL History – 100-Yard Receiving Games vs. Single Opponent

Rnk	Player	Gms	Opponent
1t	Larry Fitzgerald	11	49ers
1t	Jerry Rice	11	Falcons
3t	Julio Jones	9	Tampa Bay
3t	Don Maynard	9	Patriots
3t	Reggie Wayne	9	Jaguars
3t	Rod Smith	9	Chiefs

## NOTES VS. 49ERS - KIRK SHINES AS ROOKIE

As a rookie in 2018, WR **Christian Kirk** scored his first two career TDs against the 49ers. Both TDs were crucial plays in games the Cards went on to win.

In two games against San Francisco last season, Kirk totaled six receptions for 127 yards (21.2 avg.) and two TDs.

**Week 5 @ San Francisco:** On the Cardinals first offensive play of the game, Kirk hauled in a 75-yard TD pass for his first career TD. It tied for the longest TD reception by a rookie in the NFL last season. Kirk finished the game with three receptions for 85 yards and a TD.

**Week 8 vs. San Francisco:** Kirk hauled in his second career TD reception when he caught a nine-yard game-winning TD with 34 seconds remaining in the fourth quarter to give Arizona an 18-15 win over the 49ers. He finished the game with three receptions for 42 yards and a TD.

### JOHNSON COMES UP BIG AGAINST SAN FRANCISCO

In six career games against the 49ers, RB **David Johnson** has totaled 527 scrimmage yards (372 rushing, 155 receiving) and seven TDs. In his only career primetime appearance against the 49ers (2016 on TNF), Johnson finished with 185 total yards (157 rushing, 28 receiving) and two TDs.

### David Johnson - Most TDs vs. Opponent

Rnk	Opponent	TDs
1	San Francisco	7
2t	Seattle	4
2t	Atlanta	4
4t	NYJ, Min, Chi, Was, NO, Phi, Det, LAR	3



## CARDS TOP PERFORMANCES VS. 49ERS

Below is a look at the Cardinals top performances against the 49ers:

Statistic	Total	Player	Date
Total Points	19	Neil Rackers	10/2/05 vs. SF*
Total TDs	3	Derrick McAdoo	10/18/87 @ SF
Longest TD	80t (Rec)	Elmer Angsman	11/18/51 @ SF
Rushing Yards	165	Marcel Shipp	10/26/03 vs. SF
Rushing Avg.	6.8	Terry Metcalf	10/6/74 @ SF
Rushing TDs	3	Derrick McAdoo	10/18/87 @ SF
Longest TD Run	39t	Joe Childress	9/29/57 @ SF
Receiving Yards	166	Michael Floyd	12/30/12 @ SF
Receptions	12 (2x) last	Larry Fitzgerald	11/13/16 vs. SF
Receiving TDs	2 (11x) last	Larry Fitzgerald	10/6/16 @ SF
Longest TD Reception	80t	Elmer Angsman	11/18/51 @ SF
Passing Yards	484	Kurt Warner	11/25/07 vs. SF
Passing TDs	3 (8x) last	John Skelton	11/13/16 vs. SF
Passer Rating	121.9	Kurt Warner	11/10/08 vs. SF
Completion Pct.	76.2	Kurt Warner	11/10/08 vs. SF
Longest TD Pass	80t	Charley Trippi	11/18/51 @ SF
Sacks	2 (13x) last	Chandler Jones	11/13/16 vs. SF
Interceptions	2 (2x) last	Tyrann Mathieu	9/27/15 vs. SF
Long INT Return	50t	Tyrann Mathieu	9/27/15 vs. SF
Field Goals	6	Neil Rackers	10/2/05 @ SF*
Long Field Goal	53	Tim Duncan	10/26/03 vs. SF

\*Game held in Mexico City

## ARIZONA ADDS THREE NEW BACKS

On Monday (10/28) the Cardinals announced a trade with the Miami Dolphins in which Arizona acquired RB **Kenyan Drake**. The former Alabama standout became the third RB acquired by Arizona in the last week - joining **Alfred Morris** and **Zach Zenner**, who the Cards signed last Wednesday (10/23).



Zenner played for the Cardinals last week in New Orleans after **Chase Edmonds** - who was starting for the injured **David Johnson** - left due to injury in the third quarter.

**Drake** played in 54 games (16 starts) with the Dolphins since entering the league with Miami as a third-round selection (73<sup>rd</sup> overall) in the 2016 NFL Draft. He has run for 1,532 yards and nine TDs on 333 carries to go along with 116 receptions for 936 yards and six receiving TDs. The 25-year old Drake has also returned 31 kickoffs for 772 yards and one TD.

**Morris** has appeared in 104 games (70 starts) with the 49ers (2018), Cowboys (2016-17) and Redskins (2012-15) in his NFL career and has 1,373 carries for 5,931 yards (4.3-yard avg.) and 34 TDs while also catching 65 passes for 494 yards.

The trio have combined for 196 career games played and have accumulated 8,149 rushing yards and 51 TDs to go along with 210 receptions for 1,712 yards and six TDs.

### Cardinals New Running Back Additions

Player	GP/GS	Att	Yds	Avg.	TD	Rec	Yds	TD
Kenyan Drake	54/16	333	1,532	4.6	9	116	936	6
Alfred Morris	104/70	1,373	5,931	4.3	34	65	494	0
Zach Zenner	38/6	176	686	3.9	8	29	282	0
<b>Totals</b>	<b>196/92</b>	<b>1,882</b>	<b>8,149</b>	<b>4.3</b>	<b>51</b>	<b>210</b>	<b>1,712</b>	<b>6</b>

## CARDS IN THE "COLOR RUSH"

Arizona will wear its "Color Rush" uniforms on Thursday Night Football this week.



It will be Arizona's third time wearing its "Color Rush" uniform. The team unveiled them for the first time in 2017 when they faced the Seahawks on TNF.

The "Color Rush" alternate jersey for all 32 teams was introduced in 2016, when each team had an alternate uniform specially designed for their appearance on Thursday Night Football.

For every Color Rush jersey purchased by fans, 100% of the proceeds go to the NFL Foundation to support youth football and health and wellness programs across the country.



## CARDS PLAY ON HALLOWEEN FOR THE 16TH TIME

*Below are some notes on the Cardinals history playing on Halloween*

- This week's matchup against the 49ers marks the Cardinals second primetime game on Halloween. Its first was a Monday Night Football showdown against the New York Giants in 1977, which resulted in a 28-0 victory.
- The Cardinals have played the 49ers once before on Halloween, a 23-20 overtime road win in 1976.
- The Cardinals are 8-7 in 15 games played on Halloween and enter this Sunday's game looking for their first win on October 31 since 1977.
- The Cardinals are 6-4 in 10 home games played on Halloween.
- The franchise's fourth-ever NFL game was played on Halloween, a 21-0 victory over the Detroit Heralds at Normal Park in Chicago.
- The Cardinals have shut out their opponent twice on Halloween (21-0 vs. Detroit Heralds in 1920 and 28-0 vs. New York Giants in 1977).
- Cardinals WR **Larry Fitzgerald** has at least one reception in 241 of his 242 career games. The lone exception was Arizona's Halloween matchup against the Bills in 2004, in which the windy conditions limited the Cardinal to nine total completions.

### Cardinals All-Time Results on Halloween


Year	Opponent	Location	Result
2010	Tampa Bay Buccaneers	Home	L, 35-38
2004	Buffalo Bills	Road	L, 14-38
1999	New England Patriots	Home	L, 3-27
1993	New Orleans Saints	Home	L, 17-20
1977	New York Giants	Home	W, 28-0*
1976	San Francisco 49ers	Home	W, 23-20 (OT)
1971	Buffalo Bills	Road	W, 28-23
1966	Chicago Bears	Home	W, 24-17
1965	New York Giants	Road	L, 10-14
1954	Pittsburgh Steelers	Home	W, 17-14
1948	Los Angeles Rams	Road	W, 27-22
1943	Phila.-Pitt. Steagles	Road	L, 13-34
1937	Cleveland Rams	Home	W, 13-7
1926	Green Bay Packers	Home	L, 0-3
1920	Detroit Heralds	Home	W, 21-0
<b>*Primetime (MNF)</b>		<b>Home</b>	<b>6-4</b>
		<b>Road</b>	<b>2-3</b>
		<b>Total</b>	<b>8-7</b>

### PLENTY OF HALLOWEEN ACTIVITIES FOR FANS TO ENJOY ON THURSDAY

The Cardinals are hosting a variety of Halloween-themed activities at Thursday's game. The "Halloween Pregame Party," the in-game "Costume of the Quarter" and the Cardinals "Halloween Halftime Show" will provide fans both young and old with the opportunity to celebrate the holiday at the game.

Family-friendly pregame festivities begin on Thursday afternoon at 2:15 PM and will take place on the Cardinals Flight Deck (also known as the Cardinals Flight Deck") and Witch's Brew Haus (also known as the Brew Haus presented by Four Peaks Brewing Company) and run until 30 minutes prior to kickoff.

For more information on Halloween activities and costume restrictions, fans can visit [www.azcardinals.com/halloween](http://www.azcardinals.com/halloween).



### DEFENSIVE TOUCHDOWNS COMMON FOR THE CARDINALS ON HALLOWEEN

The Cardinals have scored five defensive TDs (4 INTs; 1 fumble return) in their last eight games on Halloween. Three combined defensive touchdowns were scored in Arizona's most recent Halloween game against Tampa Bay in 2010 - Cardinals LB Gerald Hayes (21-yard fumble return), Buccaneers LB Geno Hayes (41-yard interception return) and Buccaneers CB Aqib Talib (45-yard interception return).

### Cardinals All-Time Defensive Touchdowns on Halloween

Year	Opponent	Player	Touchdown
2010	Tampa Bay Buccaneers	LB Gerald Hayes	21-yard fumble return
1993	New Orleans Saints	CB Aeneas Williams	20-yard interception return
			46-yard interception return
1977	New York Giants	S Mike Sensibaugh	79-yard interception return
1966	Chicago Bears	S Larry Wilson	29-yard interception return

### CARDINALS BIG PERFORMANCES/PLAYS ON HALLOWEEN

WR **Steve Breaston** gained 147 yards on eight receptions vs. Tampa Bay on Oct. 31, 2010  
 RB **Jim Otis** rushed for 109 yards on 23 carries vs. San Francisco on Oct. 31, 1976  
 WR **Mel Gray** gained 115 yards on three receptions vs. San Francisco on Oct. 31, 1976  
 QB **Jim Hart** connected with WR Mel Gray for a 77-yard touchdown vs. San Francisco on Oct. 31, 1976  
 S **Larry Wilson** had three interceptions (one returned for a touchdown) vs. Chicago on Oct. 31, 1966  
 RB **Bill Triplett** rushed for 176 yards on 23 carries at N.Y. Giants on Oct. 31, 1965  
 RB **Bill Triplett** scored on a 59-yard carry at N.Y. Giants on Oct. 31, 1965  
 E **Billy Dewell** gained 144 yards on eight receptions vs. L.A. Rams on Oct. 31, 1948



## BY THE NUMBERS

**8**

Different decades in which Bill Bidwill - who passed away on October 2<sup>nd</sup> at the age of 88 - was affiliated with the Cardinals. Beginning as a ball boy, he served the franchise in countless fashions - public address announcer, ticket promotions, scouting, advertising, public relations and contract negotiator - in his time with the Cardinals.

**140**

Consecutive sellouts at State Farm Stadium (including preseason and post-season). The Cardinals have sold out every game played at the stadium since it opened in 2006. A sellout of this week's Thursday Night matchup vs. San Francisco would make it 141 in a row.

**8**

Consecutive wins for the Cardinals against the 49ers. That is tied for the longest winning streak in the NFL against a division opponent. Arizona has won five in a row at home against San Francisco.

**2,306**

Receiving yards for WR Larry Fitzgerald in 30 career games against San Francisco. He has more receiving yards and TD receptions (18) against the 49ers than any other active player has against any opponent.

**11**

Games in which Fitzgerald has posted 100+ receiving yards against the 49ers. That is tied with Jerry Rice (11 vs. Atlanta) for the most 100-yard receiving performances against a single opponent in NFL history.

**1,341**

Career receptions for WR Larry Fitzgerald, who passed Hall of Fame TE Tony Gonzalez (1,325) for second place on the NFL's all-time receptions list in Week 4 vs. Seattle. Fitzgerald also ranks #2 all-time in receiving yards (16,626) and #6 all-time in TD receptions (118).

**1,106**

Total scrimmage yards (802 rushing; 304 receiving) for RB David Johnson in 10 career prime time games, to go along with 10 total TDs. Johnson has averaged 110.6 scrimmage yards per game while playing in prime time.

**4**

Giveaways for the Cardinals this season, the lowest total in the NFL. The 2019 season marks the first time in franchise history that Arizona committed four or fewer turnovers through the first eight games of a season. Arizona's active streak of four consecutive games without a turnover is tied for the longest in franchise history.

**294**

Consecutive plays the Cardinals offense has run without committing a turnover. The streak covers over 19 full quarters stretching back to the first quarter of the Week 4 matchup vs. Seattle.

**49.5**

Sacks for LB Chandler Jones in 56 career games with the Cardinals. Since being acquired by Arizona in a trade with New England in 2016, Jones has 5.0 more sacks than any other player in the NFL.

**15**

Forced fumbles for the Cardinals this season. That total leads the NFL in 2019. Arizona has forced multiple fumbles in a game five times this season, including three games with at least three forced fumbles.

**10**

Strip-sacks for the Cardinals defense in 2019. That total leads the NFL.

**137.5**

Career sacks for LB Terrell Suggs, which is tied with Hall of Fame defenders John Randle and Richard Dent for ninth place on the NFL's all-time sacks list.

**75**

Different QBs Suggs has sacked in his career. He will face 49ers QB Jimmy Garoppolo for the first time on Thursday night.

**37**

Career forced fumbles for Suggs, which is the most among active players. Suggs has four forced fumbles this season, including two in the last three games.

**80**

Tackles for LB Jordan Hicks through seven games. Hicks ranks second in the NFL in tackles in 2019 and is the first Cardinals player since Ronald McKinnon in 2000 (84) with 80+ tackles through the first eight games of a season.

**48**

Career TDs (33 rushing, 14 receiving, 1 KOR) for RB David Johnson, which is the most in franchise history through a player's first five seasons. Johnson missed 15 games in 2017 and has played seven games this season.

**76**

Points for K Zane Gonzalez in 2019 (21 FG, 13 PAT). The former ASU standout is tied for the NFL lead in FGs made (21) and leads in the NFL in total points in 2019.

## WHAT TO LOOK FOR IN WEEK 9 ...

### WITH A WIN THIS WEEK...

- The Cardinals would have more wins in the month of October (4) than they had in all of 2018.
- Arizona would run its winning streak against San Francisco to nine straight. That would tie for the longest winning streak in franchise history against a single opponent.
- QB **Kyler Murray** would tie the franchise record for wins by a rookie QB (4).

### MILESTONES WITHIN REACH

#### WR Larry Fitzgerald

- With a reception, Fitzgerald would have at least one catch in 236 consecutive games, the second-longest reception streak in NFL history (Jerry Rice - 274).
- With 74 receiving yards, Fitzgerald would pass Andre Johnson (7,776 at NRG Stadium) for the second-most receiving yards in NFL history in a single stadium.
- With 100+ receiving yards, Fitzgerald would have 12 career 100-yard outings against the 49ers. That would represent a new NFL record for 100-yard receiving performances against a single opponent.

#### RB David Johnson

- With a receiving TD, Johnson would become just the fifth player in NFL history with 30+ rushing TDs and 15+ receiving TDs in their first five NFL seasons.
- With two TDs (of any kind), Johnson would have 50 career TDs. That would tie Hall of Famer Ollie Matson for sixth place on the franchise all-time list for career TDs.

#### QB Kyler Murray

- With 35 rushing yards, Murray would break the franchise record for rushing yards by a rookie QB, a mark currently held by Bud Schwenk (313 in 1942).
- With two TD passes, Murray would have four games with multiple TD passes in 2019. That would tie Jake Plummer (1997) and M.C. Reynolds (1958) for the most such performances by a rookie in franchise history.

#### LB Terrell Suggs

- With a sack, Suggs would tie Demarcus Ware (138.5) for 8<sup>th</sup> place on the NFL's all-time sacks list.
- With a sack, 49ers QB Jimmy Garoppolo would become the 76<sup>th</sup> different QB Suggs has sacked in his career. Only Hall of Famer Reggie White (77) and Julius Peppers (77) would have sacked more QBs in their career.

#### LB Chandler Jones

- With a sack, Jones would tie Curtis Greer (50.5) for fourth place on the franchise all-time sacks list.
- With 1.5 sacks, Jones would become the first Cardinals player with 10.0+ sacks in four consecutive seasons.

## NFL SCHEDULE - WEEK 9

Teams on BYE: Atlanta, Cincinnati, L.A. Rams, New Orleans

### Thursday, October 31

**San Francisco 49ers at Arizona Cardinals - 5:20 PM (FOX/NFLN/Amazon)**

### Sunday, November 3

Houston Texans at Jacksonville Jaguars - 7:30 AM (NFLN) - London  
 Chicago Bears at Philadelphia Eagles - 11:00 AM (FOX)  
 Indianapolis Colts at Pittsburgh Steelers - 11:00 AM (CBS)  
 New York Jets at Miami Dolphins - 11:00 AM (CBS)  
 Minnesota Vikings at Kansas City Chiefs - 11:00 AM (FOX)  
 Tennessee Titans at Carolina Panthers - 11:00 AM (CBS)  
 Washington Redskins at Buffalo Bills - 11:00 AM (FOX)  
 Tampa Bay Buccaneers at Seattle Seahawks - 2:05 PM (FOX)  
 Detroit Lions at Oakland Raiders - 2:05 PM (FOX)  
 Green Bay Packers at Los Angeles Chargers - 2:25 PM (CBS)  
 Cleveland Browns at Denver Broncos - 2:25 PM (CBS)  
 New England Patriots at Baltimore Ravens - 6:20 PM (NBC)

### Monday, November 4

Dallas Cowboys at New York Giants - 6:15 PM (ESPN)

## MEDIA SCHEDULE - WEEK 9

The Cardinals practice and media schedule for this week is listed below. Practice is open each day for approximately the first 10 minutes and the locker room will be open for 45 minutes.



All requests for assistant coach availability need to be made in advance through the Cardinals Media Relations staff.

Tues, 10/29 10:00 AM - Coordinators **Tom Clements** (Pass Game) and **Vance Joseph** (Defense) available in media room  
 11:20 AM - Practice  
 12:45 PM - Players available in the locker room

Wed 10/30 11:30 AM - Practice  
 12:30 PM - **Kliff Kingsbury** available and players also available in locker room

Thur, 10/31 5:20 PM - 49ers at Cardinals (State Farm Stadium)

Fri, 11/1 12:45 PM - **Kliff Kingsbury** press conference

## FOUR STRAIGHT WITH NO TURNOVERS

Last Sunday's matchup against the Saints marked the fifth game this season – and fourth in a row – in which the Cardinals did not commit a turnover.

Arizona's current four-game stretch without a turnover is tied for the longest streak in franchise history (Games 11-14 in 2015).

Through eight games, Arizona has committed just four turnovers and has yet to lose a fumble. The Cardinals four turnovers in 2019 are the fewest in the NFL.



### NFL Leaders – Fewest Giveaways (2019)

Rnk	Team	GA	INT	Fum
1	Arizona	4	4	0
2t	New Orleans	6	5	1
2t	Tennessee	6	4	2
4t	Green Bay	7	2	6
4t	Indianapolis	7	3	4
4t	Baltimore	7	5	2

The 2019 season marks the first time in franchise history that the Cardinals had four turnovers or fewer through the first eight games of a season. The 2019 season also marks the first time in franchise history the Cardinals did not lose a fumble in the first eight games of a season. Arizona is the only team in the NFL that has yet to lose a fumble in 2019.

### GIVEAWAY NOTES - OVER 19 QUARTERS WITHOUT A TURNOVER

- Dating back to the first quarter of the Week 4 contest vs. Seattle, the Cardinals offense has run 294 consecutive plays without a turnover.
- Dating back to Week 4 vs. Seattle, rookie QB Kyler Murray has attempted 148 consecutive passes without throwing an INT. He has also run the ball 51 times this season without losing a fumble.
- In his last five games, Murray has 1,351 total yards (1,158 passing; 193 rushing), five TDs and one turnover in 192 combined pass/rush attempts.

## PLAYER OF THE WEEK - TIMES TWO

The Cardinals have had two players win NFC Player of the Week so far this season. An Arizona player - one on offense and one on defense - was named Player of the Week in both Weeks 6 and 7.

It is the first time the Cardinals have won an "Offensive Player of the Week" and "Defensive Player of the Week" in consecutive weeks since the 2015 season (Larry Fitzgerald-Week 2/Tyrann Mathieu-Week 3).

### WEEK 6 VS. ATLANTA - QB KYLER MURRAY

Murray had the best game of his young career in the Cardinals victory over the Falcons in Week 6. He completed 27-of-37 pass attempts (72.9%) for 340 yards, 3 TDs, 0 INTs and a 128.2 passer rating. His completion percentage, TD total and passer rating were all career highs.



Murray was named "NFC Offensive Player of the Week" and "Pepsi NFL Rookie of the Week" for his performance. He became just the second Cardinals rookie ever to be chosen as "NFC Offensive Player of the Week" and the first since RB Ronald Moore in 1993 (Weeks 14 & 17).

Murray became the ninth rookie in team history to be selected as NFC Player of the Week and the first since David Johnson (Special Teams, Week 2) in 2015.

### WEEK 7 AT NY GIANTS - LB CHANDLER JONES

Jones was named the "NFC Defensive Player of the Week" for his performance in Arizona's 27-21 victory over the Giants, when he totaled a career-high 4.0 sacks, three tackles for loss, four QB hits, a forced fumble and a fumble recovery.



It was Jones' third career "Defensive Player of the Week" selection and his second with the Cardinals. Jones previously was named "AFC Defensive Player of the Week" in 2014 with the New England Patriots.

## A SIGNIFICANTLY IMPROVED OFFENSE

The Cardinals offense through eight games in 2019 compared to the first eight games in 2018 shows the unit's dramatic improvement this season.

Statistic	2019	2018	+/-
Total Points	170	110	+60
First Downs	155	110	+45
Scoring Drives	36	16	+20
Field Goals Made	21/24	4/6	+17
Total Net Yards	2,743	1,866	+877
Total Yards/Game	342.9	233.3	+109.6
Passing Yards (Net)	1,811	1,326	+485
Passing Yards/Game	226.4	165.8	+60.6
Rushing Yards	932	540	+392
Yards/Rush	4.8	3.4	+1.4
Rushing TDs	8	5	+3
3rd Down Efficiency	40.2 (45/112)	26.1 (24/92)	+14.1



### Notes on the Offensive Comparison - 2019 vs. 2018

- The Cardinals have 21 FGs through seven games in 2019. Arizona had 12 FGs all of last season.
- Arizona has rushed for 100+ yards six times in eight games this season. The Cardinals had just two games with 100+ rushing yards in 2018.
- The Cardinals single-game high for passing yards last season was 252. Rookie QB Kyler Murray already has four performances that top that total (253, 308, 340 and 349 yards) in 2019.
- The Cards piled up a season-high 514 total yards in the victory over the Bengals in Week 5 (266 yards rushing and 248 net yards passing). It was just the second time in the last 11 seasons Arizona posted 500+ yards in a game. Prior to the win over the Bengals, the last time Arizona had 500+ total yards and 250+ rushing yards in a game was on 11/20/60 at Washington.

### UP TO 36 SCORING DRIVES IN 2019

The Cardinals have posted 36 total scoring drives through eight games this season. That is the exact number of scoring drives the Cardinals had in 16 games last season (36).

Arizona's 36 scoring drives this season are tied for the seventh-highest total in the NFL. In 2018, the Cards ranked #32 in the NFL in total scoring drives.

### NFL Leaders – Scoring Drives

Rnk	Team	Drives
1	Kansas City	39
2t	Baltimore	38
2t	L.A. Rams	38
4t	Green Bay	37
4t	Minnesota	37
4t	New England	37
7t	Arizona	36
7t	Houston	36
7t	Jacksonville	36

## AZ FORCING THE ISSUE IN 2019

The Cardinals have forced an NFL-high 15 fumbles through eight games this season.

### NFL Leaders – Forced Fumbles (2019)

Rnk	Team	FF
1	Arizona	15
2t	New England	14
2t	Detroit	14
4t	San Francisco	13
4t	L.A. Chargers	13



The Cardinals have forced multiple fumbles in a game five times this season, including three games with at least three forced fumbles.

### CARDS LEAD LEAGUE IN STRIP-SACKS

Arizona's defense has recorded an NFL-high 10 strip-sacks of opposing QBs this season.

### NFL Team Leaders – Strip Sacks (2019)

Rnk	Team	SS
1	Arizona	10
2	Houston	8
3	Philadelphia	6
3t	Carolina	5
3t	Kansas City	5
3t	San Francisco	5

## A CAREER YEAR CONTINUES FOR #58

LB Jordan Hicks - signed as a free agent in the off-season after four seasons with the Eagles - has 80 tackles, four tackles for loss, four QB hits, an INT, four passes defended and two forced fumbles this season.

Hicks' 80 tackles in 2019 rank second in the NFL. He is the first AZ defender with 80+ tackles through eight games since LB Ronald McKinnon (84) in 2000.

### NFL Leaders – Total Tackles (2019)

Rnk	Player (Team)	Tackles
1	LB Blake Martinez (GB)	83
2	LB Jordan Hicks (AZ)	80
3	LB Bobby Wagner (Sea)	75
4	LB Joe Schobert (Cle)	73
5	LB Luke Kuechly (Car)	72



Last week's game in New Orleans (10 tackles) was Hicks' fifth game with double-digit tackles in 2019. He is the only player in the NFL 10+ tackles in five games.

## #1 GOES FOR WIN #4

Rookie QB **Kyler Murray** led the Cardinals to three straight victories in Weeks 5-7 before the team fell to the Saints in New Orleans last week. He became the first rookie QB to win at least three consecutive games for Arizona since Neil Lomax won four straight in 1981 (Games 11-14).

Taking on the 49ers this week in his first-ever prime time appearance, Murray will look to tie the franchise record for wins by a rookie QB. He has already tied the franchise record for road wins by a rookie QB (2).

### Franchise History – Wins by Rookie QB

Rnk	Player (Year)	Wins
1t	Matt Leinart (2006)	4
1t	Neil Lomax (1981)	4
3t	<b>Kyler Murray (2019)</b>	3
3t	Josh Rosen (2018)	3
3t	Jake Plummer (1997)	3

Murray and Jacksonville's Gardner Minshew are tied for the NFL lead for most wins by a rookie QB this season.

### NFL Leaders - Wins by Rookie QB

Rnk	Player (Team)	Wins
1t	<b>Kyler Murray (AZ)</b>	3
1t	Gardner Minshew (Jax)	3
3	Daniel Jones (NYG)	2
4	Devlin Hodges (Pit)	1

### UNFLAPPABLE IN CRUNCH TIME

In the Cardinals first two wins of the season, Arizona's opponents came from behind with a game-tying TD in the fourth quarter: Cincinnati tied it 23-23 with 2:00 remaining in regulation and Atlanta tied it 27-27 early in the fourth.

Following each of those TDs, Murray responded with a game-winning scoring drive for the Cardinals. According to ProFootballReference.com, Murray is the first rookie QB in franchise history to lead a game-winning scoring drive in consecutive games.

### Week 5 @ Cincinnati

**GW Drive:** 6 plays, 62 yards, 2:00 - FG

**Murray:** 1-of-1 for 24 yards, 1 rush for 24 yards

### Week 6 vs. Atlanta

**GW Drive:** 5 plays, 45 yards, 2:00 - TD

**Murray:** 2-of-3 for 22 yards, 14-yard GW TD pass to RB David Johnson

### Leading 18-point Comeback vs. Detroit in Week 1

During his NFL debut in Week 1 vs. Detroit, Murray led the Cardinals to an 18-point fourth quarter comeback to tie the Lions. He sparked the comeback with his performance in the fourth quarter and OT, when he completed 20-of-29 pass attempts (68.9%) for 238 yards, 2 TDs, 0 INTs.



## MURRAY MAKING A RUN FOR IT

In the Cardinals Week 5 victory over Cincinnati, **Murray** ran for a career-high 93 yards. It represents the third-highest single-game rushing total by a QB in franchise history.

It was the highest total for a Cardinals QB since 1958. Despite having appeared in just eight games, Murray already owns two of the top six single-game rushing totals by a QB in franchise history.

### Franchise Single-Game Record - Rush Yards By QB

Rnk	Player	Yds	Opponent
1	Charley Trippi	145	12/16/51 @ Chicago
2	M.C. Reynolds*	99	11/2/58 vs. Philadelphia
3	<b>Kyler Murray*</b>	<b>93</b>	<b>10/6/19 @ Cincinnati</b>
4	Charley Trippi	86	10/5/52 vs. Chicago
5	Charley Trippi	81	11/18/51 @ San Francisco
6	<b>Kyler Murray*</b>	<b>69</b>	<b>9/22/19 vs. Carolina</b>

\*Rookie Season

After rushing for 17 yards in the first two games, Murray has 262 yards and two rushing TDs in the last six games. Murray has 279 rushing yards on the year, already the sixth-best single-season total by a QB in franchise history.

Murray enters Week 9 needing five yards to pass Jake Plummer (283 in 2002) for fifth place on the franchise all-time list for rushing yards by a QB. He needs 35 yards to set a new franchise record for rushing yards by a rookie QB.

### Rushing Yards By Quarterback – Season (All-Time)

Rnk	Player (Year)	Yds
1	Charley Trippi (1951)	501
2	Timm Rosenbach (1990)	470
3	Charley Trippi (1952)	350
4	Bud Schwenk (1942)*	313
5	Jake Plummer (2002)	283
6	<b>Kyler Murray (2019)*</b>	<b>279</b>
7	M.C. Reynolds (1958)*	252
8	Jake Plummer (1998)	217
9	Jake Plummer (1997)*	217
10	Lamar McHan (1955)	194

\*Rookie Season



## COMPLETION TOTAL KEEPS CLIMBING

Through the first eight games, **Murray** has completed 186 of his 292 pass attempts (63.7%).

In NFL history, only former Colts QB Andrew Luck (190) had more completions in their first eight career games than Murray has in 2019.

### NFL History – Completions in 1st 8 Career Games

Rnk	Player (Year)	Comp	Team
1	Andrew Luck (2012)*	190	Indianapolis
2	<b>Kyler Murray (2019)*</b>	<b>186</b>	<b>Arizona</b>
3	Patrick Mahomes (2017-18)	185	Kansas City
4	Carson Wentz (2016)*	177	Philadelphia
5t	Baker Mayfield (2018)*	176	Cleveland
5t	Nick Mullens (2018)	176	San Francisco
5t	Blake Bortles (2014)*	176	Jacksonville

\*Rookie Season

### MURRAY SETS NFL RECORD WITH 20+ COMPLETIONS IN FIRST SIX GAMES

After completing 27 passes in the win over the Falcons in Week 6, Murray became the first player in NFL history with 20+ completions in each of his first six career games. That streak was snapped in Week 7 at New York when Murray completed 14 passes.

### NFL Record – Games w/ 20+ Completions in 1st Six Career Games

Rnk	Player (Year)	Gms	Team
1	<b>Kyler Murray (2019)*</b>	<b>6</b>	<b>Arizona</b>
2t	Patrick Mahomes (2017-18)	5	Kansas City
2t	Baker Mayfield (2018)*	5	Cleveland
2t	Marcus Mariota (2015)*	5	Tennessee
2t	Andrew Luck (2012)*	5	Indianapolis
2t	Marc Bulger (2002)	5	St. Louis

\*Rookie Season

### A RECORD STREAK TO START HIS CAREER

With 29 (vs. Det) and 25 (@ Bal) completions in the first two weeks, Murray became the first player in NFL history with 25+ completions in each of his first two career games. He extended that record vs. Carolina with 30 completions against the Panthers.

Murray was the first QB in franchise history with 25+ completions in each of the first three games of a season. In just eight career outings, Murray already has three of the top-five single-game completion totals by a rookie in franchise history.

### Franchise History – Single-Game Completions (Rookie)

Rnk	Player (Year)	Com	Opponent
1t	Matt Leinart (2006)	31	11/26 @ Minnesota
1t	Ryan Lindley (2012)	31	11/25 vs. St. Louis
3	<b>Kyler Murray (2019)</b>	<b>30</b>	<b>9/22 vs. Carolina</b>
4	<b>Kyler Murray (2019)</b>	<b>29</b>	<b>9/8 vs. Detroit*</b>
5	<b>Kyler Murray (2019)</b>	<b>27</b>	<b>10/13 vs. Atlanta</b>



## 300-YARD OUTINGS FOR MURRAY

After throwing for 340 yards against the Falcons in Week 6, **Murray became the first rookie QB in franchise history to throw for 300+ yards in a win.**

Prior to 2019, a rookie QB had thrown for 300+ yards in a game for the Cardinals just five times – and Arizona lost all five of those games. Murray is 1-1-1 when throwing for 300+ yards this year.

Murray is the first rookie in franchise history with at least three 300-yard performances. The only other rookie in franchise history with multiple 300-yard outings was Jake Plummer (2, 1997).

### Franchise Rookie Record – Games w/ 300+ Pass Yards

Rnk	Player (Year)	Gms
1	<b>Kyler Murray (2019)</b>	<b>3</b>
2	Jake Plummer (1997)	2
3t	Ryan Lindley (2012)	1
3t	Matt Leinart (2006)	1
3t	Pat Coffee (1937)	1



Murray became one of just six players in NFL history with at least three 300-yard passing performances in their first six career games. He joined Cam Newton (3 in 2011) and Andrew Luck (3 in 2012) as the only rookies to accomplish that feat.

### MURRAY THROWS FOR 300+ IN 1st TWO GAMES

Playing his first-ever game in the Cardinals season-opener vs. Detroit, rookie Murray threw for 308 yards. In doing so, he became just the fifth rookie in NFL history to throw for 300+ yards in a season-opener. He is the first Cardinals rookie in history to throw for 300+ yards in his first career game.

In Week 2 at Baltimore, Murray exceeded that total, throwing for 349 yards against the Ravens. He joined Cam Newton (2011) as the only QBs in NFL history to throw for 300+ yards in each of their two career games.



## RELYING HEAVILY ON THE ROOKIE

Murray's statistics in 2019 bear out just how much the Cardinals have relied on their rookie signal-caller so far this season. He has:

- 292** pass attempts (5<sup>th</sup> in the NFL)
- 186** completions (7<sup>th</sup> in the NFL)
- 1,988** passing yards (14<sup>th</sup> in the NFL)
- 51** rush attempts (3<sup>rd</sup> among starting QBs)
- 279** rushing yards (2<sup>nd</sup> among starting QBs)
- 2** rushing TDs (8<sup>th</sup> among starting QBs)

### 250+ PASS ATTEMPTS/50+ RUNS THRU 8 GAMES

*Murray (292 pass attempts; 51 rushes) is the only QB in the NFL this season with 250+ pass attempts and at least 50 rushing attempts.*

• Murray and Carolina QB Cam Newton (287 pass attempts; 63 rushes in 2011) are the only players in NFL history with 250+ pass attempts and 50+ rushing attempts in their first eight career games.

• Murray is just the eighth QB in NFL history with 250+ pass attempts and 50+ rushing attempts through the first eight games of a season, joining Michael Vick (2011, 2012), Donovan McNabb (2002), Cam Newton (2011), Randall Cunningham (1989, 1990), Colin Kaepernick (2014), Daunte Culpepper (2001) and Jeff Garcia (2001)



## #1'S RECORD-BREAKING DEBUT

*When Arizona hosted Detroit in Week 1, Murray became the first Cardinals rookie QB to start a season opener since Lamar McHan in 1954.*

That wasn't the only history Murray made in that contest. Below are a few more highlights:

- Led the Cardinals to an 18-point fourth quarter comeback to tie the Lions, completing 29-of-54 pass attempts for 308 yards and 2 TDs.
- Became the first player in franchise history to throw for 300+ yards in his first career game.
- *Joined Jake Plummer (1997) as the only players in franchise history to throw for 300+ yards and multiple TDs in a game during their rookie season.*
- Sparked the comeback with his performance in the fourth quarter and OT, when he completed 20-of-29 pass attempts (68.9%) for 238 yards, 2 TDs, 0 INTs.



Murray is one of eight active QBs who were selected #1 overall in the NFL Draft. *He is the only one of the eight not to lose in their NFL debut.* Below is a look at the stat lines in their debut for all eight active QBs taken with the #1 overall:

### NFL Debut of 8 Active QBs Drafted #1 Overall

Player (Team)	Opponent	W-L	Cm/Att	Yds	TD/INT	Rate
<b>Kyler Murray (AZ)</b>	<b>9/8/19 vs. Det</b>	<b>T, 27-27</b>	<b>29/54</b>	<b>308</b>	<b>2/1</b>	<b>75.2</b>
Baker Mayfield (Cle)	9/30/18 @ Oak	L, 45-42	21/41	295	2/2	70.7
Jared Goff (LAR)	11/20/16 vs. Mia	L, 14-10	17/31	134	0/0	65.8
Jameis Winston (TB)	9/13/15 vs. Ten	L, 42-14	16/33	210	2/2	64.0
Cam Newton (Car)	9/11/11 @ AZ	L, 28-21	24/37	422	2/1	110.4
Matthew Stafford (Det)	9/13/09 @ NO	L, 45-27	16/37	205	0/3	27.4
Alex Smith (SF)	10/9/05 vs. Ind	L, 28-3	9/23	74	0/4	8.5
Eli Manning (NYG)	11/21/04 vs. Atl	L, 14-10	17/37	162	1/2	45.1

## CLIMBING THE RECORD BOOKS

*Despite being at the halfway point of his inaugural NFL campaign, Murray's 1,988 passing yards represent the fourth-highest total in franchise history by a rookie.*

He now needs just 560 yards to establish a new franchise rookie record for passing yards.

### Franchise Rookie Record – Passing Yards (Season)

Rnk	Player (Year)	Yds	Gms	To Pass
1	Matt Leinart (2006)	2,547	12	560
2	Josh Rosen (2018)	2,278	14	291
3	Jake Plummer (1997)	2,203	10	216
<b>4</b>	<b>Kyler Murray (2019)</b>	<b>1,988</b>	<b>8</b>	<b>-</b>
5	Neil Lomax (1981)	1,575	14	-

Murray's 186 completions represent the third-highest total in franchise history by a rookie. Entering Week 9, he needs 29 completions for second place on the list and 32 completions to establish a new franchise rookie record.

### Franchise Rookie Record – Completions (Season)

Rnk	Player (Year)	Cmp	Gms	To Pass
1	Josh Rosen (2018)	217	14	32
2	Matt Leinart (2006)	214	12	29
<b>3</b>	<b>Kyler Murray (2019)</b>	<b>186</b>	<b>8</b>	<b>-</b>
4	Jake Plummer (1997)	157	10	-
5	Bud Schwenk (1942)	126	11	-



## CARDS TAKE MURRAY #1 OVERALL

Holding the #1 overall selection in the NFL Draft for just the fifth time in franchise history - and first time since 1958 - the Cardinals took Murray with the top pick this past April.

### A STAR IS BORN AT OKLAHOMA

After starting his college career at Texas A&M in 2015, Murray played two seasons at Oklahoma (2017-18). In his first season with the Sooners in 2017, Murray backed up Heisman Trophy winner and 2018 #1 overall pick Baker Mayfield.

Murray took over in 2018, starting 13 of 14 games and completing 260-of-377 pass attempts (69.0%) for 4,361 yards, 42 TDs and just seven INTs while also rushing for 1,001 yards and 12 TDs on 140 carries (7.2 avg.).

*Below is a look at what Murray accomplished with the Sooners in 2018:*

• Became the first FBS player ever to average at least 300 passing yards (311.5) and at least 60 rushing yards (71.5) per game for a full season.

• Joined Clemson's Deshaun Watson (2015) as the only FBS players to ever record at least 4,000 passing yards and at least 1,000 rushing yards in a season.

• Led the nation in total yards (school-record 5,362), points responsible for (324), yards/completion (16.8) and yards/pass attempt (single-season FBS record of 11.6).

• Only player in school history to throw for 300 yards and rush for 100 in a game and did so three times.

• Threw at least two TD passes in all but one game and threw at least three TD passes in 10 of 14 contests.

• Set school and Big 12 records with at least three TD passes in eight straight games.

### Murray's Honors in 2018

- Heisman Trophy (7<sup>th</sup> Sooner to win the award)
- Davey O'Brien Quarterback of the Year Award and Manning Award recipient
- Associated Press Player of the Year
- Maxwell Award and Walter Camp Player of the Year Award finalist
- 1st-team All-American (AP and FWAA)
- Big 12 Offensive Player of the Year 1st-team All-Big 12
- Most Outstanding Player of Big 12 Championship
- 5-time Big 12 Offensive Player of the Week (tied league record)

### CARDINALS ADD A HEISMAN WINNER

The winner of the 2018 Heisman Trophy, Kyler Murray became just the third Heisman recipient ever drafted by the Cardinals.

When Murray took the field with Arizona in the season opener against Detroit in Week 1, he became the fifth Heisman Trophy winner to play for the Cardinals, joining Sam Bradford, Carson Palmer, Matt Leinart and John David Crow.



## TOUCHDOWN TOTAL RISING

Murray has nine combined TDs this season, including seven passing TDs and two rushing TDs. The franchise rookie record for combined passing/rushing TDs is 17 - set by Jake Plummer in 1997.

### Franchise Rookie QB Record - Combined TDs Rushing & Passing

Rnk	Player (Year)	TDs	Pass	Rush
1	Jake Plummer (1997)	17	15	2
2	Matt Leinart (2006)	13	11	2
3t	M.C. Reynolds (1959)	11	11	0
3t	Josh Rosen (2018)	11	11	0
<b>5t</b>	<b>Kyler Murray (2019)</b>	<b>9</b>	<b>7</b>	<b>2</b>
5t	Jim Root (1953)	9	8	1

The Week 6 game vs. Atlanta (3 TD passes) marked Murray's third with multiple TD passes.

Only two rookie QBs in franchise history had more games with multiple TD passes than Murray: Jake Plummer (4 times in 10 games played) and M.C. Reynolds (4 times in 11 games played).

### Franchise Rookie Record – Games with Multiple TD Passes

Rnk	Player (Year)	Gms
1t	Jake Plummer (1997)	4
1t	M.C. Reynolds (1958)	4
<b>3t</b>	<b>Kyler Murray (2019)</b>	<b>3</b>
3t	Matt Leinart (2006)	3
5t	Josh Rosen (2018)	2
5t	Jim Root (1953)	2



## LEADING THE NFL IN SACKS SINCE 2016

After collecting a career-high 4.0 sacks in Week 7 against the Giants, LB **Chandler Jones** now has 8.5 sacks this season (third in the NFL).

Since being acquired by the Cardinals in a trade with New England prior to the 2016 season, Jones' 49.5 sacks lead the NFL. He has 5.0 more sacks than any other player in the league during that stretch.

### NFL Leaders – Sacks (2016-19)

Rnk	Player (Team)	Sacks
1	<b>Chandler Jones (AZ)</b>	<b>49.5</b>
2	Aaron Donald (LAR)	44.5
3t	Danielle Hunter (Min)	42.0
3t	Von Miller (Den)	42.0
5	Cameron Jordan (NO)	40.5



### GAME AFTER GAME, JONES GETS A SACK

Jones has at least one sack in 36 of 56 games in three-plus seasons (2016-19) with Arizona. Since his arrival in Arizona in 2016, no player in the NFL has a sack in more games than Jones.

### NFL Leaders – Games with 1.0+ Sack (2016-19)

Rnk	Player (Team)	Games
1	<b>Chandler Jones (Arizona)</b>	<b>36</b>
2	Danielle Hunter (Minnesota)	32
3	Khalil Mack (Chicago)	29
4t	Four Players	27

### SOMETIMES IT IS MORE THAN ONE

Dating back to 2013 – his second season in the NFL – Jones' 21 games with multiple sacks ranks second in the NFL behind only Houston's J.J. Watt (22).

## STRIP BROTHERS

There are just four players in the NFL with at least four strip-sacks this season. Arizona LBs Chandler Jones (4) and Terrell Suggs (4) are two of the four.

Most recently - both Jones and Suggs had a strip-sack of Daniel Jones in Week 7 at New York.

### NFL Leaders – Strip Sacks (2019)

Rnk	Player (Team)	SS
1t	<b>Chandler Jones (AZ)</b>	<b>4</b>
1t	<b>Terrell Suggs (AZ)</b>	<b>4</b>
1t	Whitney Mercilus (Hou)	4
1t	Shaquil Barrett (TB)	4
5t	Khalil Mack (Chi)	3
5t	Vernon Butler (Car)	3



### AMONG THE NFL'S TOP PASS-RUSHING DUOS

Jones and Suggs constitute the NFL's second-ranked rushing duo in 2019 - having amassed 13.5 sacks between them.

### NFL's Top Pass Rush Duos in 2019

Rnk	Players	Sacks	Team
1	Za'Darius Smith (8.0) & Preston Smith (7.0)	15.0	Green Bay
2	<b>Chandler Jones (8.5) &amp; Terrell Suggs (5.0)</b>	<b>13.5</b>	<b>Arizona</b>
3t	Myles Garrett (10.0) & Larry Ogunjobi (3.0)	13.0	Cleveland
3t	Shaquil Barrett (10.0) & Carl Nassib (3.0)	13.0	Tampa Bay
5t	Danielle Hunter (8.0) & Everson Griffen (4.5)	12.5	Minnesota
5t	Nick Bosa (7.0) & Arik Armstead (5.5)	12.5	San Francisco
5t	Dante Fowler (6.5) & Clay Matthews (6.0)	12.5	L.A. Rams

## FLYING UP THE FRANCHISE SACKS LIST

Jones now ranks fifth on the franchise all-time sacks list with 49.5 after passing Ken Harvey (47.5) with his 4.0-sack game against the Giants in Week 7.

Jones' 49.5 sacks have come in just 56 games with the Cardinals, 23 fewer games than any other player in the top-five. His next sack will tie Curtis Greer (50.5 sacks in 94 games) for fourth place in team history.

### Franchise Career Leaders – Sacks

Rnk	Player (Years)	Sacks	Gms
1	Freddie Joe Nunn (1985-93)	66.5	131
2	Calais Campbell (2008-16)	56.5	138
3	Simeon Rice (1996-2000)	53.5	79
4	Curtis Greer (1980-88)	50.5	94
5	<b>Chandler Jones (2016-)</b>	<b>49.5</b>	<b>56</b>
6	Ken Harvey (1988-93)	47.5	90
7	Eric Swann (1991-99)	45.5	110
8	Darnell Dockett (2004-14)	40.5	158
9	Bertrand Berry (2004-09)	40.0	72
10	Al Baker (1983-86)	37.5	63



## BIG GAME IN THE BIG APPLE

In Week 7, **Jones** had five tackles, a career-high 4.0 sacks, three tackles for loss, four QB hits, a forced fumble and a fumble recovery against the Giants at MetLife Stadium.

### Nearly Exceeds Career Season High in College

While playing at Syracuse University, Jones posted 10.0 career sacks and his most in a single season was 4.5 as a senior in 2011. He nearly equaled that total against the Giants.

Jones became just the fifth NFL player with at least 4.0 sacks, a forced fumble and a fumble recovery in a game since 2000.

### Players with 4.0+ Sacks, FF & FR in a Game (2000-2019)

Year	Player (Team)	Opponent	Sack	FF	FR
2019	<b>Chandler Jones (AZ)</b>	<b>10/20 @ NY Giants</b>	<b>4.0</b>	<b>1</b>	<b>1</b>
2018	Aaron Donald (LAR)	10/21 @ San Francisco	4.0	1	1
2017	Adrian Clayborn (Atl)	11/12 vs. Dallas	6.0	2	1
2013	Justin Houston (KC)	9/19 @ Philadelphia	4.5	1	2
2003	Simeon Rice (TB)	10/12 @ Washington	4.0	1	1



Jones joined Curtis Greer (4.5 in 1983) and Bertrand Berry (4.0 in 2004) as the only players in Cardinals history to record at least 4.0 sacks in a game.

## 8.5 SACKS THROUGH 8 GAMES

Jones has 8.5 sacks this season, which represents the third highest total in franchise history through the eight seven games of a season.

Jones and Simeon Rice own the record with 9.0 sacks in the first eight games of the 2017 and 1999 seasons, respectively. Jones went on to lead the NFL with a career-high 17.0 sacks that year.

### Franchise Record – Sacks Thru 1st Eight Games

Rnk	Player (Year)	Sacks
1t	Chandler Jones (2017)	9.0
1t	Simeon Rice (1999)	9.0
3	<b>Chandler Jones (2019)</b>	<b>8.5</b>
4t	Darnell Dockett (2007)	8.0
4t	Daryl Washington (2012)	8.0



His 8.5 sacks rank third in the NFL this season, trailing league leaders Myles Garrett and Shaquil Barrett (10.0).

### NFL Leaders – Sacks (2019)

Rnk	Player (Team)	Sacks
1t	Myles Garrett (Cle)	10.0
1t	Shaquil Barrett (TB)	10.0
3	<b>Chandler Jones (AZ)</b>	<b>8.5</b>
4t	Za'Darius Smith (GB)	8.0
4t	Cameron Jordan (NO)	8.0
4t	Danielle Hunter (Min)	8.0

## 41 QBs AND COUNTING

Giants rookie QB Daniel Jones became the 41<sup>st</sup> different NFL QB that Jones has sacked.

This week, the Cardinals host division rival San Francisco, marking Jones' second-career match up against 49ers QB Jimmy Garoppolo. Jones had a sack in their first meeting, which was his Cardinals debut against his former team – New England – in Week 1 of the 2016 season.

### Chandler Jones Sacks By Quarterback (41)

Quarterback	Sacks	Quarterback	Sacks
Russell Wilson	9.5	Matthew Stafford	2.0
Geno Smith	5.0	Andy Dalton	1.5
Ryan Tannehill	4.5	Alex Smith	1.5
Ryan Fitzpatrick	4.0	Drew Brees	1.0
Tyrod Taylor	4.0	Josh Freeman	1.0
Daniel Jones	4.0	<b>Jimmy Garoppolo</b>	<b>1.0</b>
Kirk Cousins	3.5	Kevin Kolb	1.0
Jared Goff	3.5	Jake Locker	1.0
Andrew Luck	2.5	Eli Manning	1.0
Kyle Allen	2.0	Peyton Manning	1.0
C.J. Beathard	2.0	Zach Mettenberger	1.0
Blake Bortles	2.0	Cam Newton	1.0
Sam Bradford	2.0	Kyle Orton	1.0
Jacoby Brissett	2.0	Dak Prescott	1.0
Derek Carr	2.0	Aaron Rodgers	1.0
Matt Cassel	2.0	Mitch Trubisky	1.0
Colin Kaepernick	2.0	Carson Wentz	1.0
Case Keenum	2.0	Jameis Winston	1.0
Patrick Mahomes	2.0	Philip Rivers	0.5
Marcus Mariota	2.0	Matt Ryan	0.5
Ben Roethlisberger	2.0		



## SUGGS BREAKS INTO TOP-10 WITH 137.5 SACKS

LB **Terrell Suggs** enters this week's game tied with Hall of Famers John Randle and Richard Dent for ninth on the NFL's all-time sacks list with 137.5. He will move up the chart with each of his next two sacks and needs four to tie HOFer Michael Strahan for sixth with 141.5 career sacks.

### NFL All-Time Sack Leaders (Top 10)

Rnk	Player	Sacks	Years
1	Bruce Smith+	200.0	1985-2003
2	Reggie White+	198.0	1985-2000
3	Kevin Greene+	160.0	1985-1999
4	Julius Peppers	159.5	2002-2018
5	Chris Doleman+	150.5	1985-1999
6	Michael Strahan	141.5	1993-2007
7	Jason Taylor+	139.5	1997-2011
8	DeMarcus Ware	138.5	2005-2016
9t	<b>Terrell Suggs*</b>	<b>137.5</b>	<b>2003-</b>
9t	John Randle+	137.5	1990-2003
9t	Richard Dent+	137.5	1983-1997

+Hall of Fame Inductee \*Active Player



*Suggs' 137.5 sacks lead all active NFL players.* He and LB **Chandler Jones** are the only teammates ranked in the top-10 in the NFL.

### NFL Leaders – Career Sacks (Active Players)

Rnk	Player (Team)	Sacks
1	<b>Terrell Suggs (AZ)</b>	<b>137.5</b>
2	Von Miller (Den)	102.0
3	Cameron Wake (Ten)	100.5
4	J.J. Watt (Hou)	96.0
5	Clay Matthews (LAR)	89.5
6	Ryan Kerrigan (Was)	86.5
7	Calais Campbell (Jax)	86.0
8	<b>Chandler Jones (AZ)</b>	<b>85.5</b>
9	Justin Houston (Ind)	83.5
10	Cameron Jordan (NO)	79.5

## SUGGS' SACKS BY QUARTERBACK

Giants QB Daniel Jones became the 75<sup>th</sup> different QB **Suggs** has sacked in his NFL career. Only three players in NFL history – Julius Peppers, Reggie White and Bruce Smith – have sacked more QBs than Suggs.

### NFL Leaders – QBs Sacked (All-Time)

Rnk	Player (Seasons)	Sacks
1t	Julius Peppers (2002-18)	77
1t	Reggie White (1985-2000)+	77
3	Bruce Smith (1985-2003)+	76
4	<b>Terrell Suggs (2003-)*</b>	<b>75</b>
5	Jason Taylor (1997-11)+	70

+Hall of Fame Inductee \*Active Player



The Cardinals remaining schedule includes several teams whose current starting QBs have never been sacked by Suggs – 49ers (Jimmy Garoppolo), Buccaneers (Jameis Winston), Rams (Jared Goff) and Steelers (Mason Rudolph/Devlin Hodges).

### Terrell Suggs Sacks By Quarterback (75)

Quarterback	Sacks	Quarterback	Sacks
Ben Roethlisberger	12.0	Connor Shaw	1.0
Andy Dalton	6.0	JaMarcus Russell	1.0
Ryan Tannehill	4.5	Sage Rosenfels	1.0
Blake Bortles	4.5	Aaron Rodgers	1.0
Matt Ryan	4.5	Nathan Peterman	1.0
Carson Palmer	4.0	Chad Pennington	1.0
Drew Brees	4.0	Colt McCoy	1.0
Derek Anderson	4.0	Josh McCown	1.0
Philip Rivers	3.5	Baker Mayfield	1.0
Charlie Frye	3.5	Peyton Manning	1.0
Alex Smith	3.0	Eli Manning	1.0
Matt Schaub	3.0	J.P. Losman	1.0
Dan Orlovsky	3.0	Cleo Lemon	1.0
David Carr	3.0	Byron Leftwich	1.0
Tom Brady	3.0	Kevin Kolb	1.0
Matthew Stafford	3.0	DeShone Kizer	1.0
Andrew Walter	2.0	Danny Kanell	1.0
Tom Savage	2.0	Daniel Jones	1.0
Marcus Mariota	2.0	Kelly Holcomb	1.0
E.J. Manuel	2.0	Chad Henne	1.0
Tommy Maddox	2.0	Mike Glennon	1.0
Jon Kitna	2.0	Blaine Gabbert	1.0
Brett Hundley	2.0	Gus Frerotte	1.0
Matt Hasselbeck	2.0	Trent Edwards	1.0
Trent Green	2.0	Trent Dilfer	1.0
Tim Couch	2.0	Kirk Cousins	1.0
Jason Campbell	2.0	Sam Bradford	1.0
Mark Brunell	2.0	Charlie Batch	1.0
Drew Bledsoe	2.0	Mitchell Trubisky	0.5
Zach Mettenberger	1.5	Mark Sanchez	0.5
Case Keenum	1.5	Tony Romo	0.5
Russell Wilson	1.5	Cam Newton	0.5
Brandon Weeden	1.0	Patrick Mahomes	0.5
Seneca Wallace	1.0	Brad Johnson	0.5
Michael Vick	1.0	Jeff Garcia	0.5
Vinny Testaverde	1.0	Ryan Fitzpatrick	0.5
Tyrod Taylor	1.0	Brooks Bollinger	0.5
Brian St. Pierre	1.0		

## SUGGS AGAINST THE NFL

*Suggs has recorded at least a partial sack against 30 of the 32 NFL franchises in his career.* After playing Baltimore, his former team of 16 seasons, in Week 2, the only two teams Suggs has played without recording a sack are the Ravens and Eagles.

Suggs has more sacks against the Browns (19.0) than he does against any other team.

### Sacks Opponent (Regular Season)

Opponent	Sacks	Gms
Cleveland	19.0	29
Pittsburgh	15.0	29
Cincinnati	12.5	29
Miami	8.5	9
Houston	8.0	8
Buffalo	7.0	7
Jacksonville	6.5	7
Atlanta	5.5	5
Oakland	5.0	8
LA Chargers	4.5	8
Washington	4.0	3
Denver	3.5	9
Seattle	3.5	4
Tennessee	3.5	7
Detroit	3.0	5
Green Bay	3.0	3
Indianapolis	3.0	7
New England	3.0	6
New Orleans	3.0	5
<b>San Francisco</b>	<b>3.0</b>	<b>3</b>
Kansas City	2.5	5
LA Rams	2.0	3
NY Giants	2.0	5
Carolina	1.5	5
Dallas	1.5	3
Arizona	1.0	3
NY Jets	1.0	6
Tampa Bay	1.0	4
Chicago	0.5	4
Minnesota	0.5	4



## NFL LEADER IN FORCED FUMBLES

*With a forced fumble against the Giants in Week 7, Suggs now has 37 forced fumbles in his career.* That total leads all active players.

Suggs' Arizona teammate LB **Chandler Jones** is tied for fourth among active players with 23 career forced fumbles.

### NFL Leaders - Forced Fumbles (Active)

Rnk	Player (Team)	FF
1	<b>Terrell Suggs (AZ)</b>	<b>37</b>
2	Von Miller (Den)	26
3	Ryan Kerrigan (Was)	25
4t	<b>Chandler Jones (AZ)</b>	<b>23</b>
4t	Robert Quinn (Dal)	23
4t	J.J. Watt (Hou)	23



This year marks the fourth time in his career Suggs has had at least four forced fumbles in a season. He led the NFL and established a Ravens single-season record with seven forced fumbles during the 2011 season.

### Suggs Seasons with 4+ Forced Fumbles

Year	Team	FF*
2011	Baltimore	7*
2003	Baltimore	5
2019	Arizona	4
2017	Baltimore	4

\*Led NFL

Suggs and LB **Chandler Jones** are tied for the NFL lead with four forced fumbles so far in 2019.

### NFL Leaders – Forced Fumbles (2019)

Rnk	Player (Team)	Gms
1t	<b>Terrell Suggs (AZ)</b>	<b>4</b>
1t	<b>Chandler Jones (AZ)</b>	<b>4</b>
1t	Shaquil Barrett (TB)	4
1t	Khalil Mack (Chi)	4
1t	Whitney Mercilus (Hou)	4

### NFL-HIGH 5 GAMES WITH MULTIPLE FORCED FUMBLES

Suggs has forced multiple fumbles in a game five times in his career. That is the highest total among active players. His career high for a single game is three (12/11/11 vs. Indianapolis).

### NFL Leaders – Games with 2+ Forced Fumbles (Active)

Rnk	Player (Team)	Gms
1	<b>Terrell Suggs (AZ)</b>	<b>5</b>
2	Cameron Wake (Ten)	4
3	Von Miller (Den)	3
4t	6 players tied	2

## 48 TOUCHDOWNS IN 56 CAREER GAMES

RB **David Johnson** scored his fourth and fifth TDs of the season in Week 6 against the Falcons, a one-yard TD run in the second quarter and a game-winning 14-yard TD reception in the fourth quarter.

Johnson has 48 TDs (33 rushing, 14 receiving, 1 KOR) in 56 career games. His 48 TDs rank seventh on the franchise all-time list for career TDs.

### Franchise Record – Total Touchdowns

Rnk	Player (Years)	TDs	Gms
1	Larry Fitzgerald (2004-)	118	241
2	Roy Green (1979-90)	69	168
3	Sonny Randle (1959-66)	60	99
4t	Ottis Anderson (1979-86)	51	99
4t	John David Crow (1958-64)	51	69
6	Ollie Matson (1952, '54-58)	50	72
7	<b>David Johnson (2015-)</b>	<b>48</b>	<b>56</b>
8	Mel Gray (1971-82)	46	145
9	Anquan Boldin (2003-09)	45	95
10	Jackie Smith (1963-77)	43	198



### ONE OF JUST FIVE WITH 40 TOUCHDOWNS SINCE 2015

Despite missing 15 games due to injury during the 2017 season, Johnson is one of only five active players in the NFL with 40+ TDs dating back to his rookie season in 2015.

### Active NFL Leaders - Total Touchdowns (2015-19)

Rnk	Player (Team)	TDs	Gms
1	RB Todd Gurley (LAR)	63	65
2	<b>RB David Johnson (AZ)</b>	<b>48</b>	<b>56</b>
3	RB Mark Ingram (Bal)	42	63
4	WR DeAndre Hopkins (Hou)	42	71
5	RB Ezekiel Elliott (Dal)	40	47

### 33 CAREER RUSHING TOUCHDOWNS

Johnson's second quarter TD run against the Falcons in Week 6 was his second rushing TD of the season. It was his 33<sup>rd</sup> career rushing TD, tying John David Crow for third place on the franchise all-time list for career rushing TDs.

Johnson needs just five more to reach second place in team history behind only Ottis Anderson (46).

### Franchise Record – Career Rushing TDs

Rnk	Player (Years)	TDs	Games
1	Ottis Anderson (1979-86)	46	99
2	Wayne Morris (1976-83)	37	110
3t	<b>David Johnson (2015-)</b>	<b>33</b>	<b>56</b>
3t	John David Crow (1958-64)	33	69
5	Stump Mitchell (1981-89)	32	116

### THE MOST IN TEAM HISTORY IN FIRST FIVE SEASONS

*Johnson's 48 TDs are more than any other player in franchise history had in their first five seasons. He surpassed the previous record of 46, established by WR Larry Fitzgerald (2004-08).*

### Franchise Record - Touchdowns in 1st Five Seasons

Rnk	Player (Years)	TDs	Gms
1	<b>David Johnson (2015-19)</b>	<b>48</b>	<b>56</b>
2	Larry Fitzgerald (2004-08)	46	76
3	Sonny Randle (1959-63)	44	64
4	John David Crow (1958-62)	43	53
5	Ollie Matson (1952; 54-57)	40	60

### DAVID'S 14TH CAREER MULTI-TD PERFORMANCE

The Week 6 victory over the Falcons was Johnson's 14<sup>th</sup> career multi-TD performance. Despite missing virtually all of 2017, Johnson's 14 multi-TD outings trail only Rams RB Todd Gurley (17) for the most in the NFL since 2015.

### NFL Leaders – Games with Multiple TDs (2015-19)

Rnk	Player (Team)	Games
1	Todd Gurley (LAR)	17
2	<b>David Johnson (AZ)</b>	<b>14</b>
3t	Antonio Brown (FA)	11
3t	Alvin Kamara (NO)	11
3t	Mark Ingram (Bal)	11

*The game against Atlanta was Johnson's fifth career outing with both a rushing and receiving TD. That is the most such performances in franchise history.*

### Franchise History – Games with Rush & Receiving TD

Rnk	Player (Years)	Gms
1	<b>David Johnson (2015-)</b>	<b>5</b>
2	John David Crow (1958-64)	4
3t	Ottis Anderson (1979-86)	3
3t	Terry Metcalf (1973-77)	3
3t	Charley Trippi (1947-55)	3

Dating back to Johnson's rookie season in 2015, only two players have more games with both a rushing and receiving TD.

### NFL Leaders – Games with Rush & Receiving TD (2015-19)

Rnk	Player (Team)	Gms
1t	Alvin Kamara (NO)	6
1t	Christian McCaffrey (Car)	6
3	<b>David Johnson (AZ)</b>	<b>5</b>
4t	Ezekiel Elliott (Dal)	4
4t	Todd Gurley (LAR)	4
4t	Kareem Hunt (Cle)	4
4t	Lamar Miller (Hou)	4

## JOHNSON GOING OVER 100

During his record-shattering 2016 campaign, **Johnson** became the first player in NFL history to post 100+ scrimmage yards in each of the first 15 games of a season.

Before an injury limited him to just three plays in Week 7 against Giants and forced him out of last week's game in New Orleans, Johnson had posted 100+ scrimmage yards in three consecutive games. He has four total outings with 100+ scrimmage yards in 2019.



*Despite missing virtually all of Week 7 and sitting out last week's game in New Orleans, Johnson's four outings with 100+ scrimmage yards are tied for fifth the NFL.*

### NFL Leaders – Games with 100+ Scrimmage Yards (2019)

Rnk	Player (Team)	Gms
1	RB Dalvin Cook (Min)	6
2t	WR Cooper Kupp (LAR)	5
2t	RB Christian McCaffrey (Car)	5
2t	RB Leonard Fournette (Jax)	5
5t	<b>RB David Johnson (AZ)</b>	<b>4</b>
5t	WR Chris Godwin (TB)	4
5t	RB Austin Ekeler (LAC)	4
5t	RB Josh Jacobs (Oak)	4
5t	WR Julio Jones (Atl)	4
5t	RB Nick Chubb (Cle)	4
5t	WR Stefan Diggs (Min)	4
5t	WR Michael Thomas (NO)	4
5t	RB Ezekiel Elliott (Dal)	4

Johnson has posted 100+ yards from scrimmage in a game 28 times. Dating back to his rookie season in 2015, only three players have more such performances: WR Julio Jones (34), RB Ezekiel Elliott (33) and RB Todd Gurley (29).

## RECORD DAY NEAR HIS OLD STOMPING GROUNDS

Filling in for injured Pro Bowl RB **David Johnson**, second-year RB **Chase Edmonds** finished the Cardinals Week 7 victory over the Giants with career highs in total scrimmage yards (150), rushing yards (126) and TDs (3).



He rushed for 126 yards and three TDs on 27 carries and added four receptions for 24 yards in a record-breaking performance.

*Edmonds' three rushing TDs covered 20, 20 and 22 yards. He became the first player in franchise history – and just the sixth player in NFL history – with at least three rushing TDs of 20+ yards in a game.*

### NFL History – Most Rushing TDs of 20+ Yards (Game)

Player (Team)	TDs	Opponent
<b>Chase Edmonds (AZ)</b>	<b>3</b>	<b>10/20/19 @ NY Giants</b>
Doug Martin (TB)	3	11/4/12 @ Oakland
Adrian Peterson (Min)	3	10/14/07 @ Chicago
Clinton Portis (Den)	3	12/7/03 vs. Kansas City
Mercury Morris (Mia)	3	9/30/73 vs. New England
Ernie Caddel (Det)	3	9/20/35 vs. Philadelphia

Edmonds had two 20-yard rushing TDs in the first quarter in the victory over New York. Prior to Edmonds, the last Cardinals player to have two rushing TDs in the first quarter of a game was Earl Ferrell on 10/22/1989 vs. Atlanta.

*Edmonds became the first player in Cardinals history with multiple rushing TDs of 20+ yards in the first quarter of a game.*

Combined with his 37-yard rushing TD at Cincinnati in Week 5 and his two-yard rushing TD in Week 6 vs. Atlanta, Edmonds had at least one TD in three consecutive games for the first time in his career.

*Edmonds has over twice as many TDs in the last four games (5) than he had in his first 20 career games combined (2).*

### FIRST 100-YARD GAME SINCE HIS DAYS AT FORDHAM

The game against the Giants two weeks ago was Edmonds' first career outing with 100+ rushing yards. His previous career high was 68, which he established in Week 5 in Cincinnati (10/6) earlier this season.

Prior to the win over the Giants in Week 7, Edmonds last rushed for 100+ yards in a game during the final outing of his college career at Fordham. In that contest, Edmonds ran for 185 yards on 28 carries against Bucknell on 11/18/17.

*That game was held at Jack Coffey Field in The Bronx, just 18 miles from MetLife Stadium. Jack Coffey Field has a capacity of 7,000 while the attendance at MetLife Stadium was 73,577.*

# FITZGERALD CONTINUES CLIMB UP NFL'S ALL-TIME LISTS - WHERE HE RANKS

## FITZ PASSES GONZALEZ FOR #2 IN RECEPTIONS

With all-time receptions leader **Jerry Rice** on hand at State Farm Stadium in Week 4, WR **Larry Fitzgerald** caught five passes against Seattle and passed Hall of Fame TE **Tony Gonzalez** (1,325) for second place on the NFL's all-time list for career receptions.



### NFL All-Time Receptions Leaders

Rnk	Player (Years)	Rec
1	Jerry Rice (1985-04)+	1,549
2	<b>Larry Fitzgerald (2004-)*</b>	<b>1,341</b>
3	Tony Gonzalez (1997-13)+	1,325
4	Jason Witten (2003-17; 19-)*	1,178
5	Marvin Harrison (1996-08)+	1,102

+Hall of Fame Inductee \*Active Player

Below is a breakdown of the reception total - by passer - for all players in top-5 in NFL history.

### RECEPTIONS BY PASSER - RICE/FITZGERALD/GONZALEZ/WITTEN/HARRISON

Jerry Rice (23)		Larry Fitzgerald (21)		Tony Gonzalez (13)	
Rec	Passer	Rec	Passer	Rec	Passer
618	Steve Young	363	Carson Palmer	419	Trent Green
354	Joe Montana	345	Kurt Warner	383	Matt Ryan
202	Rich Gannon	84	Josh McCown	207	Elvis Grbac
121	Jeff Garcia	82	John Skelton	120	Damon Huard
62	Elvis Grbac	70	Matt Leinart	74	Tyler Thigpen
53	Steve Bono	70	Kevin Kolb	53	Rich Gannon
32	Jeff Kemp	68	Drew Stanton	38	Brodie Croyle
25	Rick Mirer	54	Josh Rosen	24	Chris Redman
22	Matt Hasselbeck	49	Derek Anderson	2	Dominique Davis
10	Steve Stenstrom	38	Kyler Murray	2	Quinn Gray
8	Mike Moroski	32	Blaine Gabbert	1	Todd Collins
8	Marques Tuiasosopo	21	Ryan Lindley	1	Larry Johnson (RB)
7	Jeff Brohm	13	Max Hall	1	Warren Moon
6	Ty Detmer	12	Sam Bradford		
5	Matt Cavanaugh	10	Shaun King		
5	Tee Martin	8	John Navarre		
3	Trent Dilfer	7	Rich Bartel		
2	Kerry Collins	6	Brian Hoyer		
2	Rob Johnson	5	Tim Rattay		
1	Cary Conklin	3	Mike Glennon		
1	Terry Kirby (RB)	1	Brian St. Pierre		
1	Harry Sydney (RB)				
1	John Taylor (WR)				

Jason Witten (13)		Marvin Harrison (7)	
Rec	Passer	Rec	Passer
649	Tony Romo	953	Peyton Manning
157	Dak Prescott	90	Jim Harbaugh
87	Vinny Testaverde	34	Paul Justin
82	Drew Bledsoe	11	Jim Sorgi
64	Jon Kitna	11	Kelly Holcomb
35	Quincy Carter	2	Kerwin Bell
33	Matt Cassel	1	Ken Dilger (TE)
24	Brandon Weeden		
16	Kyle Orton		
12	Stephen McGee		
11	Kellen Moore		
7	Brad Johnson		
1	Dez Bryant (WR)		

### A FACT ABOUT THESE TOTALS

Fitz (21) has a reception from more passers in his career than Jason Witten and Marvin Harrison combined (20) and Tony Gonzalez and Marvin Harrison combined (20).

### NFL RECORD FOR RECEPTIONS WITH ONE TEAM

Fitzgerald has more catches with the Cardinals (1,341) than any other player in NFL history has had with a single team.

### NFL History - Receptions with One Team

Rnk	Player	Rec	Team
1	<b>Larry Fitzgerald*</b>	<b>1,341</b>	<b>Arizona</b>
2	Jerry Rice+	1,281	San Francisco
3	Jason Witten*	1,178	Dallas
4	Marvin Harrison+	1,102	Indianapolis
5t	Reggie Wayne	1,070	Indianapolis
5t	Tim Brown+	1,070	L.A./Oakland

+Hall of Fame Inductee \*Active Player

### FITZGERALD'S 1,341 RECEPTIONS BROKEN DOWN BY OPPONENT

Rec	Opponent	Rec	Opponent	Rec	Opponent
185	L.A. Rams	34	Tampa Bay	18	Kansas City
175	Seattle	32	New Orleans	17	Jacksonville
173	San Francisco	28	Cincinnati	17	NY Jets
65	Carolina	27	Chicago	17	New England
57	Detroit	23	Houston	16	Green Bay
55	Minnesota	22	Miami	16	Baltimore
52	Washington	22	Pittsburgh	14	L.A. Chargers
49	NY Giants	21	Indianapolis	12	Cleveland
47	Philadelphia	20	Buffalo	8	Oakland
44	Atlanta	19	Tennessee		
38	Dallas	18	Denver		

## SITTING AT #2 IN RECEIVING YARDS

Fitzgerald moved into second place on the NFL's all-time receiving yardage list in Week 10 of the 2018 season at Kansas City. In that contest, Fitzgerald passed Hall of Fame WR **Terrell Owens** (15,934) to move into second. Through 242 career games, Fitzgerald has accumulated 16,726 career receiving yards.



### NFL All-Time Receiving Yardage Leaders

Rnk	Yards	Player	Years
1	22,895	Jerry Rice+	1985-2004
2	<b>16,726</b>	<b>Larry Fitzgerald</b>	<b>2004-</b>
3	15,934	Terrell Owens+	1996-2010
4	15,292	Randy Moss+	1998-2012
5	15,208	Isaac Bruce	1994-2009

+Hall of Fame Inductee

### HOW THEY GOT WHERE THEY ARE

Below is a breakdown of Fitzgerald's career receiving yards by quarterback, compared to the career total of Rice.

Jerry Rice		Larry Fitzgerald	
Receiving Yds By QB (23)	Yds	Receiving Yds By QB (21)	Yds
8,763	Steve Young	4,583	Kurt Warner
6,121	Joe Montana	4,033	Carson Palmer
2,721	Rich Gannon	1,255	John Skelton
1,428	Jeff Garcia	1,207	Josh McCown
916	Elvis Grbac	1,017	Kevin Kolb
727	Jeff Kemp	967	Matt Leinart
648	Steve Bono	726	Drew Stanton
352	Rick Mirer	629	Derek Anderson
276	Matt Hasselbeck	567	Josh Rosen
110	Steve Stenstrom	447	Kyler Murray
106	Matt Cavanaugh	305	Blaine Gabbert
94	Marques Tuiasosopo	218	Ryan Lindley
93	Mike Moroski	141	Max Hall
87	Ty Detmer	129	Shaun King
86	Trent Dilfer	113	Sam Bradford
62	Tee Martin	97	John Navarre
52	Jeff Brohm	91	Rich Bartel
50	Harry Sydney	81	Tim Rattay
41	John Taylor	63	Brian Hoyer
36	Kerry Collins	54	Mike Glennon
28	Cary Conklin	3	Brian St. Pierre
26	Rob Johnson		
24	Terry Kirby		

## ALONE AT #6 WITH 118 TD CATCHES

Fitzgerald's first quarter TD reception against the Panthers in Week 3 was his 118<sup>th</sup> career TD catch. He sits alone in sixth place on the NFL's all-time list for career TD receptions. His 118 career TD catches are 45 more than any other active player (Packers TE Jimmy Graham ranks 2<sup>nd</sup> with 73).



### NFL Career Leaders—Touchdown Receptions

Rnk	Player (Years)	TDs
1	WR Jerry Rice (1985-04)+	197
2	WR Randy Moss (1998-12)+	156
3	WR Terrell Owens (1996-10)+	153
4	WR Cris Carter (1987-02)+	130
5	WR Marvin Harrison (1996-08)+	128
6	<b>WR Larry Fitzgerald (2004-)*</b>	<b>118</b>
7	TE Antonio Gates (2003-18)	116
8	TE Tony Gonzalez (1997-14)+	111
9t	WR Steve Largent (1976-89)+	100
9t	WR Tim Brown (1988-04)+	100

+Hall of Fame Inductee \*Active Player

Only Hall of Fame WRs Jerry Rice (176 with San Francisco) and Marvin Harrison (128 with Indianapolis) had more career receiving TDs with a single team than Fitzgerald has with Arizona (118).

### NFL Leaders - TDs with Single Team (All-Time)

Rnk	Player	Team	TDs	Type
1	WR Jerry Rice+	49ers	187	176 Rec; 10 Rush, 1 FR
2	RB Emmitt Smith+	Cowboys	164	153 Rush; 11 Rec
3	RB LaDainian Tomlinson+	Chargers	153	138 Rush; 15 Rec
4	WR Marvin Harrison+	Colts	128	128 Rec
5	RB Jim Brown+	Browns	126	106 Rush; 20 Rec
6	RB Walter Payton+	Bears	125	110 Rush, 15 Rec
7	<b>WR Larry Fitzgerald*</b>	<b>Cardinals</b>	<b>118</b>	<b>118 Rec</b>
8	TE Antonio Gates	Chargers	116	116 Rec
9	HB Lenny Moore+	Colts	113	63 Rush; 48 Rec; 2 Ret
10	RB Shaun Alexander	Seahawks	112	100 Rush; 12 Rec

+Hall of Fame Inductee \*Active Player

## FAR AND AWAY, FITZ IS ON TOP

**Fitzgerald** has not only surpassed virtually every single franchise receiving record - he has made them nearly untouchable.

Fitzgerald broke the franchise record for receptions in 2010 and since then has more than doubled the previous record. He has over 700 more than any other player in team history.

### Franchise Record—Career Receptions

Rnk	Player (Years)	Rec	Difference
1	<b>Larry Fitzgerald (2004-)</b>	<b>1,341</b>	-
2	Anquan Boldin (2003-09)	586	-757
3	Larry Centers (1990-98)	535	-806
4	Roy Green (1979-90)	522	-819
5	Frank Sanders (1995-02)	493	-848

Established record in Week 14 of 2010 season

Fitzgerald's 16,726 career receiving yards eclipse the second-highest total in franchise history by over 8,000 yards.

### Franchise Record—Career Receiving Yards

Rnk	Player (Years)	Yds	Difference
1	<b>Larry Fitzgerald (2004-)</b>	<b>16,726</b>	-
2	Roy Green (1979-90)	8,497	-8,229
3	Jackie Smith (1963-77)	7,918	-8,808
4	Anquan Boldin (2003-09)	7,520	-9,206
5	Pat Tilley (1976-86)	7,005	-9,721

Established record in Week 4 of 2011 season

Fitzgerald has 52 more TD catches than any other player in franchise history.

### Franchise Record—Touchdown Receptions

Rnk	Player (Years)	TDs	Difference
1	<b>Larry Fitzgerald (2004-)</b>	<b>118</b>	-
2	Roy Green (1979-90)	66	-52
3	Sonny Randle (1959-66)	60	-58
4	Mel Gray (1971-82)	45	-73
5	Anquan Boldin (2003-09)	44	-74

Established record in Week 3 of 2011 season

*Fitzgerald would hold the franchise record for receptions with all 31 other NFL franchises. He would hold the record for receiving yards with 30 of the 31 other teams. The lone exception would be Jerry Rice (19,247) in San Francisco.*



## A RECORD 242 GAMES FOR FITZ

Selected by the Cardinals #3 overall in the 2004 NFL Draft, **Fitzgerald** is now in his 16<sup>th</sup> season with Arizona in 2019.

*In Arizona's 2019 season-opener against the Lions, Fitzgerald appeared in his 235<sup>th</sup> career game, establishing a new franchise record for career games played. He played in career game #242 last week in New Orleans.*

*Fitzgerald surpassed the previous record for games played held by former K Jim Bakken (234).*

### Franchise Record - Career Games Played

Rnk	Player (Years)	Games
1	<b>WR Larry Fitzgerald (2004-)</b>	<b>242</b>
2	K Jim Bakken (1962-78)	234
3	QB Jim Hart (1966-83)	199
4	TE Jackie Smith (1963-77)	198
5	CB Roger Wehrli (1969-82)	193



### FITZGERALD'S ACTIVE STARTS STREAK THE LONGEST AMONG WRS

Last week against the Saints, Fitzgerald made his 76<sup>th</sup> consecutive start in a streak that dates back to 2014. His 76 consecutive starts represent the longest streak among active NFL receivers and the 9<sup>th</sup>-longest streak among all active offensive players in the league.

### NFL Leaders - Consecutive Starts Offensive Players (Active)

Rnk	Player (Team)	Starts
1	QB Philip Rivers (LAC)	216
2	QB Matthew Stafford (Det)	135
3t	QB Russell Wilson (Sea)	120
3t	T Mitchell Schwartz (KC)	120
5	C Ben Jones (Ten)	88
6	T Jake Matthews (Atl)	86
7	C Jason Kelce (Phi)	81
8	G Kevin Zeitler (NYG)	80
9	<b>WR Larry Fitzgerald (AZ)</b>	<b>76</b>
10	TE Kyle Rudolph (Min)	73

## 235 STRAIGHT WITH A CATCH

Last week in New Orleans, **Fitzgerald** extended his streak to 235 consecutive games with a reception. That represents the second-longest streak in NFL history behind only Jerry Rice (274 straight).

*Fitzgerald's streak of 235 consecutive games with a catch is the longest in NFL history with a single team.*

### NFL Record - Consecutive Games with a Reception

Rnk	Player (Years)	Games	Duration
1	Jerry Rice (1985-2004)	274	18 years, 8 months, 15 days
2	<b>Larry Fitzgerald (2004-)</b>	<b>235</b>	<b>14 years, 11 months, 20 days</b>
3	Tony Gonzalez (2000-2013)	211	13 years, 26 days
4	Marvin Harrison (1996-2008)	190	12 years, 3 months, 28 days
5	Hines Ward (1998-2010)	186	12 years

### A Look at Fitzgerald's Reception Streak

-Fitzgerald has at least one catch in 241 of 242 career games played. His streak began in Week 9 of his rookie season in 2004 at Miami. That is seven weeks after Rice's 274-game streak - the longest in NFL history - ended.

-Fitzgerald has at least one reception in all 42 different stadiums he has played in during his NFL career.

## THRILLING THE HOME FANS

**Fitzgerald** has been thrilling fans at State Farm Stadium since the venue opened in 2006. He has played 106 career regular season games in 13-plus seasons at State Farm Stadium.

In those contests, he has totaled 622 receptions. In NFL history, only WR Jerry Rice had more receptions in a single stadium. Fitzgerald needs 25 receptions over the final four home games in 2019 to pass Rice for the most catches in a single venue.



### NFL History - Receptions By Stadium

Rnk	Player (Team)	Rec	Stadium	To Pass
1	Jerry Rice (SF)	646	Candlestick Park	25
2	<b>Larry Fitzgerald (AZ)</b>	<b>622</b>	<b>State Farm Stadium</b>	-
3	Andre Johnson (Hou)	560	NRG Stadium	-
4	Cris Carter (Min)	531	Mall of America	-
5	Marvin Harrison (Ind)	515	RCA Dome	-

Fitzgerald's 7,703 career receiving yards at State Farm Stadium rank third in NFL history for a single venue.

### NFL History - Receiving Yards By Stadium

Rnk	Player (Team)	Yds	Gms	Stadium	To Pass
1	Jerry Rice (SF)	9,403	119	Candlestick Park	1,701
2	Andre Johnson (Hou)	7,776	88	NRG Stadium	74
3	<b>Larry Fitzgerald (AZ)</b>	<b>7,703</b>	<b>106</b>	<b>State Farm Stadium</b>	-
4	Marvin Harrison (Ind)	7,189	87	RCA Dome	-
5	Steve Largent (Sea)	6,822	101	Kingdome	-

Fitzgerald has 55 career TD catches at State Farm Stadium. Only four players in NFL history have more TD catches in a single stadium.

### NFL History - TD Receptions By Stadium

Rnk	Player (Team)	TDs	Stadium
1	Jerry Rice (SF)	91	Candlestick Park
2	Antonio Gates (LAC)	67	Qualcomm Stadium
3	Marvin Harrison (Ind)	65	RCA Dome
4	Cris Carter (Min)	60	Mall of America
5	<b>Larry Fitzgerald (AZ)</b>	<b>55</b>	<b>State Farm Stadium</b>

Fitzgerald (106) has played in more regular season games at State Farm Stadium than any other player in franchise history.

## 100 TIMES 49

There are only eight players in NFL history that have more career 100-yard receiving performances during the regular season than **Fitzgerald** (49). The only active player on that list is Atlanta's Julio Jones (53).

### NFL History - Games w/ 100+ Receiving Yards

Rnk	Player (Years)	Gms
1	Jerry Rice (1985-04)+	76
2	Randy Moss (1998-12)+	64
3	Marvin Harrison (1996-08)+	59
4	Julio Jones (2011-)#	53
5t	Andre Johnson (2003-2016)	51
5t	Terrell Owens (1996-10)+	51
7t	Steve Smith (2001-16)	50
7t	Don Maynard (1958-73)+	50
9	<b>Larry Fitzgerald (2004-)#</b>	<b>49</b>
10t	Michael Irvin (1998-99)+	47
10t	Torry Holt (1999-09)	47

+Hall of Fame Inductee #Active Player

Fitzgerald's 49 games with 100+ receiving yards are a franchise record. In fact, he has as many 100-yard receiving games as the next two players on the list combined (Anquan Boldin - 27; Jackie Smith - 22).



# BREAKDOWN OF FITZGERALD'S 118 CAREER TOUCHDOWNS

## CAREER TOUCHDOWN SPLITS

By Opponent (31)		By Quarterback (16)		By Stadium (27)	
TDs	Opponent	TDs	Quarterback	TDs	Stadium
18	L.A./StL Rams	39	Kurt Warner	55	State Farm Stadium
18	San Francisco	28	Carson Palmer	7	Sun Devil Stadium*
12	Seattle	12	Josh McCown	7	Edward Jones Dome*
8	Philadelphia	7	John Skelton	6	Candlestick Park*
6	Detroit	6	Josh Rosen	6	CenturyLink Field
5	Chicago	5	Kevin Kolb	5	Soldier Field
5	Tampa Bay	5	Matt Leinart	5	Lincoln Financial Field
4	Houston	4	Derek Anderson	3	Ford Field
3	Green Bay	4	Drew Stanton	2	FedEx Field
3	Indianapolis	3	Kyler Murray	2	Levi's Stadium
3	Jacksonville	2	Kyler Murray	2	NRG Stadium
3	New England	2	Blaine Gabbert	2	Paul Brown Stadium
3	Buffalo	1	Max Hall	2	TIAA Bank Field
3	Oakland	1	Richard Bartel	1	Arrowhead Stadium
3	Washington	1	John Navarre	1	Bank of America Stadium
3	Carolina	1	Shaun King	1	Estadio Azteca (Mexico City)
2	Cincinnati	1	Brian St. Pierre	1	FirstEnergy Stadium
2	Dallas	1		1	Giants Stadium*
2	Kansas City	1		1	Gillette Stadium
2	L.A./SD Chargers	1		1	Hard Rock Stadium
2	Miami	41	2 <sup>nd</sup>	1	Lambeau Field
2	NY Giants	35	4 <sup>th</sup>	1	Los Angeles Memorial Coliseum
1	Atlanta	25	3 <sup>rd</sup>	1	Mercedes-Benz Superdome
1	Cleveland	16	1 <sup>st</sup>	1	RCA Dome*
1	Denver	1	OT	1	Raymond James Stadium
1	Minnesota			1	Dignity Health Sports Park
1	New Orleans			1	Qualcomm Stadium*
1	Tennessee				

*\*Stadium no longer an NFL venue*

A chronological look at every one of Fitzgerald's 118 TD receptions.

#	Date	Opp	Yds	Quarterback
1	10/10/2004	@ SF	24	Josh McCown
2	10/24/2004	SEA	25	Josh McCown
3	11/7/2004	@ MIA	2	Josh McCown
4	11/21/2004	@ CAR	21	Shaun King
5	12/19/2004	STL	8	Josh McCown
6	12/19/2004	STL	4	Josh McCown
7	12/26/2004	@ SEA	29	Josh McCown
8	12/26/2004	@ SEA	29	Josh McCown
9	9/11/2005	@ NYG	1	Kurt Warner
10	10/2/2005	SF	17	Josh McCown
11	10/9/2005	CAR	26	Josh McCown
12	10/23/2005	TEN	34	Josh McCown
13	11/13/2005	@ DET	8	Kurt Warner
14	11/20/2005	STL	7	Kurt Warner
15	11/27/2005	JAX	5	Kurt Warner
16	12/18/2005	@ HOU	12	John Navarre
17	12/24/2005	PHI	25	Josh McCown
18	1/1/2006	@ IND	25	Josh McCown
19	9/24/2006	STL	12	Kurt Warner
20	10/8/2006	KAN	5	Matt Leinart
21	12/3/2006	@ STL	11	Matt Leinart
22	12/10/2006	SEA	5	Matt Leinart
23	12/24/2006	@ SF	6	Matt Leinart
24	12/31/2006	@ SD	9	Kurt Warner
25	10/7/2007	@ STL	7	Kurt Warner
26	11/11/2007	DET	1	Kurt Warner
27	11/11/2007	DET	20	Kurt Warner
28	11/18/2007	@ CIN	5	Kurt Warner
29	11/25/2007	SF	28	Kurt Warner
30	11/25/2007	SF	48	Kurt Warner
31	12/9/2007	@ SEA	11	Kurt Warner
32	12/16/2007	NO	18	Kurt Warner
33	12/30/2007	STL	21	Kurt Warner
34	12/30/2007	STL	6	Kurt Warner
35	9/7/2008	@ SF	1	Kurt Warner
36	9/21/2008	@ WAS	62	Kurt Warner
37	10/5/2008	BUF	2	Kurt Warner
38	10/5/2008	BUF	2	Kurt Warner
39	10/12/2008	DAL	2	Kurt Warner
40	11/10/2008	SF	5	Kurt Warner
41	11/27/2008	@ PHI	1	Kurt Warner
42	11/27/2008	@ PHI	1	Kurt Warner
43	12/7/2008	STL	12	Kurt Warner
44	12/21/2008	@ NE	78	Matt Leinart
45	12/28/2008	SEA	5	Kurt Warner
46	12/28/2008	SEA	38	Kurt Warner
47	9/13/2009	SFO	5	Kurt Warner
48	9/20/2009	@ JAX	22	Kurt Warner
49	10/11/2009	HOU	9	Kurt Warner
50	10/18/2009	HOU	26	Kurt Warner
51	10/18/2009	@ SEA	2	Kurt Warner
52	11/8/2009	@ CHI	11	Kurt Warner
53	11/8/2009	@ CHI	17	Kurt Warner
54	11/15/2009	SEA	18	Kurt Warner
55	11/22/2009	@ STL	11	Kurt Warner
56	12/6/2009	MIN	34	Kurt Warner
57	12/20/2009	@ DET	1	Kurt Warner
58	12/27/2009	STL	10	Kurt Warner
59	9/7/2010	GNB	3	Brian St. Pierre
60	9/12/2010	@ STL	21	Derek Anderson
61	9/26/2010	OAK	8	Derek Anderson
62	10/31/2010	TB	3	Max Hall
63	10/31/2010	TB	3	Derek Anderson
64	11/21/2010	@ KC	3	Derek Anderson
65	9/27/2011	@ SF	10	John Skelton
66	9/18/2011	@ WAS	73	Kevin Kolb
67	9/25/2011	@ SEA	11	Kevin Kolb
68	11/6/2011	STL	13	John Skelton
69	11/13/2011	PHI	10	John Skelton
70	11/20/2011	@ SF	7	John Skelton
71	11/20/2011	SF	23	Richard Bartel
72	12/11/2011	SF	46	John Skelton
73	12/24/2011	@ CIN	30	John Skelton
74	9/23/2012	PHI	37	Kevin Kolb
75	9/30/2012	MIA	3	Kevin Kolb
76	10/14/2012	BUF	9	Kevin Kolb
77	11/4/2012	@ GB	31	John Skelton
78	9/7/2013	@ TB	4	Carson Palmer
79	8/8/2013	@ STL	24	Carson Palmer
80	9/29/2013	@ TB	13	Carson Palmer
81	10/13/2013	@ SF	75	Carson Palmer
82	10/27/2013	@ ATL	10	Carson Palmer
83	11/17/2013	@ JAX	14	Carson Palmer
84	11/24/2013	IND	4	Carson Palmer
85	11/24/2013	IND	26	Carson Palmer
86	12/1/2013	@ PHI	43	Carson Palmer
87	12/8/2013	STL	7	Carson Palmer
88	10/12/2014	WAS	24	Carson Palmer
89	10/26/2014	PHI	80	Carson Palmer
90	9/20/2015	@ CHI	8	Carson Palmer
91	9/20/2015	@ CHI	28	Carson Palmer
92	9/20/2015	@ CHI	9	Carson Palmer
93	9/27/2015	SF	4	Carson Palmer
94	9/27/2015	SF	8	Carson Palmer
95	10/11/2015	@ DET	2	Carson Palmer
96	11/1/2015	@ CLE	6	Carson Palmer
97	12/27/2015	GB	3	Carson Palmer
98	1/3/2016	SEA	17	Carson Palmer
99	9/11/2016	NE	3	Carson Palmer
100	9/11/2016	NE	1	Carson Palmer
101	9/18/2016	TB	4	Carson Palmer
102	10/6/2016	@ SF	21	Drew Stanton
103	10/6/2016	@ SF	29	Drew Stanton
104	1/1/2017	@ LA	5	Carson Palmer
105	9/25/2017	DAL	15	Carson Palmer
106	10/1/2017	SF	19	Carson Palmer
107	10/15/17	TB	11	Carson Palmer
108	11/19/17	@ Hou	20	Blaine Gabbert
109	12/3/17	LAR	15	Blaine Gabbert
110	12/24/17	NYG	13	Drew Stanton
111	10/18/18	DEN	4	Josh Rosen
112	10/28/18	SF	13	Josh Rosen
113	11/18/18	Oak	18	Josh Rosen
114	11/18/18	Oak	5	Josh Rosen
115	11/25/18	@ LAC	25	Josh Rosen
116	12/30/18	@ Sea	15	Josh Rosen
117	9/8/19	Det	4	Kyler Murray
118	9/22/19	Car	3	Kyler Murray

## 19 GAMES WITH MORE THAN ONE

Fitzgerald finished the Cardinals Week 11 match-up vs. Oakland last season with two receptions, both of which went for TDs.

It marked Fitzgerald's 19th outing with multiple TD catches. That represents the highest total among all active players in the NFL.

### NFL Leaders – Games with 2+ TD Catches (Active)

Rnk	Player (Team)	Games
1	Larry Fitzgerald (AZ)	19
2	Jimmy Graham (GB)	15
3t	Odell Beckham (Cle)	11
3t	Demaryius Thomas (NYJ)	11
3t	Julio Jones (Atl)	11



## GIVING DIVISION OPPONENTS FITZ

Only two players in NFL history (Jerry Rice and Bob Hayes) have more career receiving TDs vs. a single opponent than Fitzgerald has against both the Rams (18) and 49ers (18).

### NFL History – TD Receptions vs. Single Opponent

Rnk	Player	TDs	Opponent	Gms
1	Jerry Rice	25	Falcons	30
2	Jerry Rice	20	Rams	32
3	Bob Hayes	19	Giants	16
4t	Larry Fitzgerald	18	Rams	30
4t	Larry Fitzgerald	18	49ers	30
4t	Don Hutson	18	Rams	18

## 10 MORE IN THE POSTSEASON

In addition to his 118 career TD catches in the regular season, Fitzgerald has 10 TD catches in nine career postseason games.

Fitzgerald is one of just eight players in NFL history with 10+ TD receptions in the postseason. Of those eight, only Fitzgerald (9) has played in fewer than 15 career playoff games. Only Hall of Fame WRs Jerry Rice (22 in 29 games) and John Stallworth (12 in 17 games) and Patriots TE Rob Gronkowski (12 in 16 games) have more TD receptions in the postseason.

### Career TD Receptions In The Postseason - NFL History

Rnk	Player	TDs	Gms
1	Jerry Rice	22	29
2t	John Stallworth	12	17
2t	Rob Gronkowski	12	16
4t	Larry Fitzgerald	10	9
4t	Fred Biletnikoff	10	18
4t	Antonio Freeman	10	16
4t	Randy Moss	10	15
4t	Hines Ward	10	18

## #11 HAS HALL OF FAME CREDENTIALS

Below is a look at the career of **Larry Fitzgerald** through his first 242 career games compared to the 27 modern era WRs currently in the HOF and where they stood at that point in their career.

At this point in his career, Fitzgerald has more receptions (1,341) than all of the receivers enshrined in Canton had through 242 games. Fitzgerald also has more receiving yards (16,726) than all HOF receivers except Jerry Rice (22,895).

Fitzgerald Vs. Modern Era WRs in the Hall of Fame (242 Games)								
Player, HOF Year	Years	G	Rec	Yds	Avg.	Y/G	TD	100-Yd G
<b>Larry Fitzgerald</b>	<b>2004-</b>	<b>242</b>	<b>1,341</b>	<b>16,726</b>	<b>12.4</b>	<b>69.1</b>	<b>118</b>	<b>49</b>
Jerry Rice, '10	1985-04	242	1,302	19,483	15.0	80.5	176	65
Marvin Harrison, '16	1996-08	190	1,102	14,580	13.2	76.7	128	59
Cris Carter, '13	1987-02	234	1,101	13,899	12.6	59.4	130	41
Terrell Owens, '18	1996-2010	219	1,078	15,934	14.8	72.8	153	51
Tim Brown, '15	1988-04	242	1,081	14,806	13.7	61.2	99	43
Randy Moss, '18	1998-2012	218	982	15,292	15.6	70.1	156	64
Andre Reed, '14	1985-00	234	951	13,198	13.9	56.4	87	36
Art Monk, '08	1980-95	224	940	12,721	13.5	56.8	68	33
Steve Largent, '95	1976-89	200	819	13,089	16.0	65.4	100	40
James Lofton, '03	1978-93	233	764	14,004	18.3	60.1	75	43
Michael Irvin, '07	1988-99	159	750	11,904	15.9	74.9	65	47
Charlie Joiner, '96	1969-86	239	750	12,146	16.2	50.8	65	28
Charley Taylor, '84	1964-77	165	649	9,110	14.0	55.2	79	21
Don Maynard, '87	1958-60-73	186	633	11,834	18.7	63.6	88	50
Raymond Berry, '73	1955-67	154	631	9,275	14.7	60.2	68	23
Fred Biletnikoff, '88	1965-78	190	589	8,974	15.2	47.2	76	21
Lance Alworth, '78	1962-72	136	542	10,266	18.9	75.5	85	41
John Stallworth, '02	1974-87	165	537	8,723	16.2	52.9	63	25
Bobby Mitchell, '83	1958-68	148	521	7,954	15.3	53.7	65	25
Tommy McDonald, '98	1957-68	152	495	8,410	17.0	55.3	84	24
Paul Warfield, '83	1964-77	157	427	8,565	20.1	54.6	85	22
Tom Fears, '70	1948-56	87	400	5,397	13.5	62.0	38	15
Elroy "Crazy Legs" Hirsch, '68	1946-57	127	387	7,029	18.2	55.3	60	-
Dante Lavelli, '75	1946-56	123	386	6,488	16.8	52.7	62	-
Pete Pihos, '70	1947-55	107	373	5,619	15.1	52.5	61	14
Bob Hayes, '09	1965-75	132	371	7,414	20.0	56.2	71	23
Lynn Swann, '01	1974-82	116	336	5,462	16.3	47.1	51	11



In fact, Fitzgerald's career numbers already surpass all but one receiver currently in the HOF (Rice). He has more career receptions than 26 of the 27 receivers in the HOF: Swann (336), Hayes (371), Pihos (373), Lavelli (386), Hirsch (387), Fears (400), Warfield (427), McDonald (495), Mitchell (521), Stallworth (537), Alworth (542), Biletnikoff (589), Berry (631), Maynard (633), Taylor (649), Irvin (750), Joiner (750), Lofton (764), Largent (819), Monk (940), Reed (951), Moss (982), Owens (1,078), Brown (1,094), Carter (1,101) and Harrison (1,102).

He has more career receiving yards than 26 of the 27 receivers in the HOF: Fears (5,397), Swann (5,462), Pihos (5,619), Lavelli (6,488), Hirsch (7,029), Hayes (7,414), Mitchell (7,954), McDonald (8,410), Warfield (8,565), Stallworth (8,723), Biletnikoff (8,974), Taylor (9,110), Berry (9,275), Alworth (10,266), Maynard (11,834), Irvin (11,904), Joiner (12,146), Monk (12,721), Largent (13,089), Reed (13,198), Carter (13,899), Lofton (14,004), Brown (14,934), Harrison (14,580), Moss (15,292) and Owens (15,934).

### A Career Full of Accomplishments:

- Franchise career leader in receptions (1,341), receiving yards (16,726), receiving TDs (118), total TDs (118) and 100-yard receiving games (49). His nine 1,000-yard seasons are also a franchise record.
- Led the NFL with 107 receptions in 2016, marking the second time in his career (103 in 2005; tied with Steve Smith) he had done so. He became the first player in NFL history to lead the NFL in receptions at least 11 years apart. Prior to Fitzgerald, the longest span between leading the league in receptions was six by Jerry Rice (1990, 1996).
- Fitzgerald (11) joins Hall of Famer Jerry Rice (13) as the only wide receivers in NFL history to be named to the Pro Bowl at least 11 times.
- Fitzgerald had more receptions in his first 200 career games (1,116) than any player in NFL history.
- One of just seven players in NFL history to record at least 1,400 receiving yards in a season four times in their career: Jerry Rice (6), Julio Jones (5), Randy Moss (4), Marvin Harrison (4), Antonio Brown (4) and Andre Johnson (4).
- At 28 years, 74 days old, he became the third-youngest player in NFL history to reach 70 career receiving TDs behind only Randy Moss (26 years, 269 days old) and Hall of Famer Jerry Rice (28 years, one day old).
- At 32 years, 97 days old, he became the youngest player in NFL history to reach 1,000 career receptions.
- At 31 years, 102 days old, he became the youngest player in NFL history to reach 900 career receptions.
- At 30 years, 57 days old, he became the youngest player in NFL history to reach 800 career receptions.
- At 30 years, 85 days old, he became the youngest player in NFL history to reach 11,000 receiving yards.
- In 2010, he became the first player in NFL history to record 90+ receptions five times in their first seven seasons.
- During the 2008 postseason, he broke virtually every major playoff receiving record, establishing new single-season marks for receptions (30), receiving yards (546) and TDs (7). His four 100-yard receiving games in the postseason established a new NFL record for consecutive games with 100 yards receiving.
- His 10 TD receptions in nine career postseason games are an NFL record for a player in their first nine career playoff contests.
- With a then franchise-record 103 receptions during the 2005 season, he became the youngest player in NFL history to record a 100-catch campaign when he reached the mark at 22 years, 123 days old.
- Led the NFL in receiving TDs in both the 2008 (12) and 2009 (13) seasons. In addition to his 10 receiving TDs in 2007, he became the first player in franchise history to record at least 10 TDs in three consecutive seasons.
- At 29 years, 44 days old, joined Randy Moss (28 years, 314 days) as the only players in NFL history to reach 10,000 career receiving yards before the age of 30.
- One of just five players in NFL history to record 15,000+ receiving yards and 100+ TD receptions in their career.



## 21 HAS 24 INTERCEPTIONS

The Cardinals selected CB **Patrick Peterson** with the fifth pick in the 2011 NFL Draft, and in his first eight seasons, he earned eight Pro Bowl selections and was named first-team All-Pro three times. Considered one of the game's best shutdown corners, he has proven to be one of the most unique talents in NFL history.

Since his rookie season in 2011, only three players have more INTs than Peterson.

### NFL Leaders – Interceptions (2011-19)

Rnk	Player (Team)	INTs
1	Richard Sherman (Sea/SF)	35
2	Reggie Nelson (Cin/Oak)	29
3	Marcus Peters (KC/LAR)	25
4t	<b>Patrick Peterson (AZ)</b>	24
4t	Earl Thomas (Sea/Bal)	24



Only six players in franchise history, including four Pro Football Hall of Fame inductees, have more INTs than Peterson.

### Franchise Leaders – Interceptions (All-Time)

Rnk	Player (Years)	INTs
1	Larry Wilson (1960-72)+	52
2	Aeneas Williams (1991-2000)+	46
3	Roger Wehrli (1969-82)+	40
4	Night Train Lane (1954-59)+	30
5	Pat Fischer (1961-67)	29
6	Adrian Wilson (2001-12)	27
7t	<b>Patrick Peterson (2011-)</b>	24
7t	Kwamie Lassiter (1995-2002)	24
9	Norm Thompson (1971-76)	22
10t	Jerry Davis (1948-51)	21
10t	Ray Ramsey (1950-53)	21

+Hall of Fame Inductee

## PETERSON STOOD OUT IN 2018

Last season, Cardinals All-Pro CB **Patrick Peterson** not only maintained his status among the NFL's most elite pass defenders – he posted one of the best years of his career.

Peterson ranked near the top in several key coverage categories among NFL CBs with at least 700 snaps in 2018, according to *ProFootballFocus.com*.

### Breakdown of Peterson's 2018 Season

Category	Stat	Rnk
Total Snaps	1,107	2
Targets	52	4t
Receptions	30	6t
Receiving Yards	364	4
Yards Allowed per Snap	0.63	1
Snaps per Reception	19.2	2
Snaps per Target	11.1	3

Source: *ProFootballFocus.com*; CBs with at least 700 snaps

In 1,107 plays last season, Peterson was targeted 52 times and allowed just 30 receptions for 364 yards and three TDs. His 30 receptions allowed ranked first among NFL CBs who played at least 80% of defense snaps, according to *PF*.

### Receptions Allowed – NFL CBs (2018)

Rk	Player	Team	Tgt	Rec	Yds	TD	INT
1t	<b>Patrick Peterson</b>	<b>AZ</b>	<b>52</b>	<b>30</b>	<b>364</b>	<b>3</b>	<b>2</b>
1t	Tre'Davious White	Buf	52	30	357	2	2
3t	Tramon Williams	GB	51	32	387	8	0
3t	Casey Hayward Jr.	LAC	56	32	488	3	0
5	Minkah Fitzpatrick	Mia	62	35	416	1	2

Source: *ProFootballFocus.com*; CBs who played at least 80% of defensive snaps

Peterson allowed just 194 yards and two TDs on 10 receptions to the seven receivers he "shadowed" in 2018 – Vikings WR Stefon Diggs, 49ers WR Marquise Goodwin, Chiefs WR Tyreek Hill, Lions WR Kenny Golladay, Falcons WR Julio Jones and Rams WR Brandin Cooks, according to *PF*.

### Receivers "Shadowed" By Peterson in 2018

Wk	Receiver	Opp	Tar	Rec	Yds	TD
6	Stefon Diggs	Min	2	2	26	0
8	Marquise Goodwin	SF	3	1	55	1
10	Tyreek Hill	KC	3	2	42	0
13	Davante Adams	GB	4	1	8	0
14	Kenny Golladay	Det	0	0	0	0
15	Julio Jones	Atl	4	3	45	1
16	Brandin Cooks	LAR	1	1	18	0
<b>Total</b>			<b>17</b>	<b>10</b>	<b>194</b>	<b>2</b>

Source: *ProFootballFocus.com*

Peterson's performance in 2018 earned him the second highest coverage grade (83.7) of his career by *ProFootballFocus.com*. He faced the fewest targets of any season in his eight-year career, while allowing the second-fewest receptions, the fewest receiving yards and he fewest TD catches.



## THE LEAGUE'S LEADING SCORER

**K Zane Gonzalez** was perfect on three FG attempts against the Saints last week. He has now made 11 straight FG attempts in the last four games (since Week 5 at Cincinnati).

After scoring nine points in New Orleans, Gonzalez leads in the NFL with 76 points this season.

### NFL Scoring Leaders (2019)

Rnk	Player (Team)	Points
1	<b>K Zane Gonzalez (AZ)</b>	<b>76</b>
2	K Josh Lambo (Jax)	75
3	K Greg Zuerlein (LAR)	70
4	K Justin Tucker (Bal)	68
5	K Wil Lutz (NO)	67

Gonzalez's 76 points in 2019 represent the third-best total in franchise history through the first eight games of a season.



### Franchise Record – Points Through 1st Eight Games

Rnk	Player (Year)	Points
1	K Jim Bakken (1967)	90
2	K Neil Rackers (2005)	86
3	<b>K Zane Gonzalez (2019)</b>	<b>76</b>
4	MacArthur Lane (1970)	72
5	Chandler Catanzaro (2015)	69

Through the first eight weeks of the 2019 season, Gonzalez is tied for the NFL lead with 21 made FGs. The Cardinals had 12 total FGs in all of 2018.

### NFL Leaders – Made FGs (2019)

Rnk	Player (Team)	FGs
1t	<b>Zane Gonzalez (AZ)</b>	<b>21</b>
1t	Josh Lambo (Jax)	21
3t	Justin Tucker (Bal)	16
3t	Wil Lutz (NO)	16
3t	Greg Zuerlein (LAR)	16

## DEFENSIVE DRAFT PICKS START FOR THE CARDS



Four rookie draft picks – DL **Zach Allen** (one game), CB **Byron Murphy Jr.** (eight), S **Deionte Thompson** (two) and S **Jalen Thompson** (three) – have all started for the Cardinals on defense this season.

### CB BYRON MURPHY JR.

The first pick in the second round of the 2019 NFL Draft out of Washington, **Murphy** started all 20 games he played during his final two seasons (2017-18) with the Huskies. He earned first-team All-America and All-Pac-12 honors with four INTs and 17 passes defended as a senior.

This season, Murphy has 40 tackles, a tackle for loss and five passes defended, which is tied for the lead among NFL rookies.

### NFL Leaders – Passes Defended by Rookies (2019)

Rnk	Player (Team)	PD	Draft Rd (Pk)
1t	<b>CB Byron Murphy (AZ)</b>	<b>5</b>	<b>Second (33rd)</b>
1t	CB Lonnie Johnson (Hou)	5	Second (54th)
3	DB Chauncey Gardner-Johnson	4	Fourth (105th)

### DL ZACH ALLEN

**Allen** was drafted by the Cardinals in the third round (65th overall) out of Boston College, where he was the ACC's highest-rated edge defender last season according to *ProFootballFocus.com*. He played four seasons (2015-18) for the Eagles, appearing in 50 games and totaling 199 tackles, 40.5 tackles for loss, 18.5 sacks, 16 passes defended, two INTs and two blocked kicks.

### S DEIONTE THOMPSON

Arizona's fifth-round pick (139th overall) in the 2019 NFL Draft, **Thompson** has played all eight games this season, starting against the Ravens (Week 2) and Falcons (Week 6). He played 43 games (17 starts) and had 113 tackles, 4.5 tackles for loss, three INTs and 10 passes defended at Alabama. He was a consensus first-team All-American as a senior in 2018.

### S JALEN THOMPSON

Selected in the fifth round of the 2019 NFL Supplemental Draft, **Thompson** has started three games and registered a career-high eight tackles in Week 5 against the Bengals. He had 191 tackles, 11.5 tackles for loss, six INTs, 23 passes defended, two forced fumbles and five fumble recoveries in 39 games (all starts) in three seasons (2016-18) at Washington State.

## CARDS JOIN NFL TO CELEBRATE 100TH SEASON

The NFL is celebrating its 100th season in 2019. As the United States' oldest professional football franchise still in existence, the Cardinals hold a unique place in league history.



The Cardinals were founded in 1898 as the Morgan Athletic Club, predating the formation of the NFL by over 20 years. By the time the NFL was founded in 1920 as the American Professional Football Association (APFA), the team was known as the Racine Cardinals when it became one of the 14 charter members of the upstart league after paying a \$100 franchise fee. Today, the Cardinals and Chicago Bears represent the only two charter members of the NFL still in existence.

In 1932, Hall of Fame owner Charles W. Bidwill, Sr., then a vice president of the Bears, purchased the Cardinals. After divesting himself of his Bears' holdings, that began a period of family ownership that continues to this day.

In 2019, the Cardinals have joined the NFL in celebrating 100 years of play with a year-long series of "NFL 100" events, initiatives and programs celebrating fans, players and communities.

The historic and unprecedented celebration is a salute to the millions of fans who love the game; highlighting the unifying nature of football and its positive impact in communities; bringing together generations of past, present and future players; and looking ahead to the NFL's next 100 years.

## CARDS A MEMBER OF NFL'S TWO OLDEST RIVALRIES

Having met twice during the NFL's inaugural season in 1920, the Cardinals and Bears represent the oldest rivalry in league history. The Cardinals and Packers – who joined the league in 1921 – are the NFL's second-oldest rivalry. The Packers were formed in 1919 by Earl (Curly) Lambeau and George Calhoun but did not gain entry into the APFA until 1921.



1920 Racine Cardinals

- The Cards and Bears have faced each other 90 times during the regular season, dating back to 1920.
- The first-ever meeting between the Cardinals and Bears – then known as the Racine Cardinals and Decatur Staleys – occurred at Normal Park in Chicago on November 28th, 1920, exactly 72 days after the league was conceived as the APFA during a meeting in Canton, OH. In that game, the Cardinals defeated the Staleys 7-6 at Normal Park.
- The first meeting between the Cardinals and Packers (a 3-3 tie) occurred on November 20, 1921 at Normal Park in Chicago. The following week (November 27, 1921), the Packers and Bears met for the first time.

## FRIENDSHIP OF THE HALL OF FAME OWNERS

Cardinals Hall of Fame owner Charles Bidwill and Bears Hall of Fame owner George Halas had a friendship that endured even as their team's were cross-town rivals during their shared time in Chicago.

At one point during the Great Depression, that friendship helped save Halas' ownership of the Bears.

In 1931, Halas' co-owner Edward "Dutch" Sternaman proposed being bought out of his stake in the Bears for \$38,000, which was to be paid in installments. After suffering \$18,000 in losses during the 1932 season, Halas was \$15,000 short when the final payment was due in 1933. Defaulting on the payment meant ownership would revert to Sternaman.



Charles Bidwill (left) and George Halas (right)

"It was a case of finding \$15,000 in a hurry, or losing everything I'd worked for since moving the Staleys from Decatur to Chicago in 1921," Halas wrote in 1967 in a history of the Bears published in the Chicago Tribune. "From this desperate situation, I was rescued by the joint efforts of my mother and my good friend Charley Bidwill. Mother bought \$5,000 worth of stock from her savings. Bidwill purchased \$5,000 in stock and also arranged a bank loan for the remaining \$5,000 needed. But it was a mighty close call. As I remember, I finally got all the money together at 11:10 a.m. on the day the final note came due. Forfeit time was 12 o'clock noon."

## A HISTORY OF BEING THE FIRST

In addition to being the oldest professional football team in the country, the Cardinals also have a long history of serving as a pioneer in the sport - both on and off the playing field.

### DIVERSITY

**1st Female Owner in NFL History:** Following the 1947 death of Cardinals owner and Pro Football HOFer Charles Bidwill, his wife Violet oversaw operations of the franchise for the next 15 years. As such, she became the first female to serve as principal owner in NFL history and is believed to be the first female owner in American pro sports.



Violet Bidwill

**1st African American Female Executive in NFL History:** Adele Harris spent 26 seasons with the franchise before retiring in 2001. She holds the distinction of being the first African American female to hold a front office position with an NFL team. Harris first worked as a secretary for the St. Louis Football Cardinals from 1971-74. She left the club to pursue a degree in business management and returned to the team in 1978 as a publicity assistant. By 1980, Harris became the team's director of community relations, and was instrumental in the team's civic efforts when it relocated to Arizona in 1988. Harris passed away in November of 2007.

**1st African American to Handle Contract Negotiations for NFL Team:** In 1981, the team hired attorney Bob Wallace, making him the first African American to handle contract negotiations for an NFL club.

**1st African American Head Coach/General Manager Tandem:** In 2004, the Cardinals hired Dennis Green as the team's head coach. Joining General Manager Rod Graves, they became the first African American general manager/head coach pairing. Hired by Arizona in 1997 as Assistant to the President, Graves spent 16 seasons with the organization, including the last six years at the team's GM.

**1st Female Coach in NFL History:** In 2015, the Cardinals hired Jen Welter as a coaching intern for training camp and the preseason to work with inside linebackers, making her the first female coach of any kind in NFL history.

### INTERNATIONAL PLAY

**1st NFL Game Outside of North America:** The most popular sport in the United States played before an international audience for the first time ever when the Cardinals and San Diego Chargers met for a preseason matchup at Korakuen Stadium in Tokyo, Japan. On August 16, 1976 the Cardinals defeated the Chargers 20-10 before an estimated crowd of 38,000.

**1st NFL Game in Europe:** On August 6, 1983 the Cardinals faced the Minnesota Vikings in a preseason matchup at Wembley Stadium in London. The Vikings defeated the Cardinals 28-10 in front of 32,847 fans at the landmark event.

**1st NFL Regular Season Game Played Outside United States:** On October 2, 2005 the Cardinals earned a 17-point come-from-behind victory over the San Francisco 49ers in a game played in front of a then-record crowd of 103,467 at Mexico City's Estadio Azteca. It was the first NFL regular season game ever played outside of the US.

### FOOTBALL FIRSTS

**1st Night Game in NFL History:** On November 6, 1929 the Providence Steamrollers became the first team to host a game at night using floodlights in a matchup against the Cardinals. That night contest also featured the first use of a football painted white during an actual game. With fan attendance crucial to generate revenue, the game was played in the evening rather than during the workday. The minor league baseball field of Kinsley Park was adorned with floodlights and the Cards earned a 16-0 victory over the Steamrollers.



NFL's 1st Night Game - 11/6/29

**1st Out of Town Training Camp:** Prior to the 1929 season, the Cardinals conducted what is believed to be the NFL's first extended out-of-town training camp when the team spent the summer at Waterworks Park in Coldwater, Michigan.

**1st Indoor NFL Game:** With the country struggling through the Great Depression in late 1930, the Chicago Cardinals challenged the cross-town Bears to play a game to raise money for the governor's fund for unemployment relief. To battle the freezing temperatures the teams agreed to play at Chicago Stadium, then the largest indoor arena in the world. On December 15, 1930 the Bears earned a 9-7 victory in front of 10,000 fans. Six inches of dirt were hauled in and rolled for a playing surface, forcing the teams to use a white ball to increase visibility for both the players and fans. In addition to raising thousands of dollars for charity, it was a precursor to the 1932 championship when the Bears played for the NFL title in the same venue against the Portsmouth Spartans.

**1st Retractable Grass Field in NFL History:** When the Cardinals opened their new stadium in 2006, the venue broke the mold in terms of design and architecture. Among its most unique features is a fully retractable grass playing surface that resides outside the stadium for 300+ days a year and rolls in when needed. The first of its kind in NFL history, the stadium's grass playing surface has consistently ranked #1 in surveys of the league's players.

## ELEVATING A FRANCHISE

The 2019 season is the 13<sup>th</sup> since **Michael Bidwill** took over as team President in 2007. His leadership during that time has been instrumental in transforming the franchise both on and off the field.

### Highlights of Bidwill's tenure:

- Leading the list of Bidwill's accomplishments with the Cardinals is the creation of State Farm Stadium. Since it opened in 2006, the team has sold out all 140 games (preseason and postseason included) played at the venue, which has also hosted a pair of Super Bowls.



- In addition to his role in helping Arizona land Super Bowls XLII and XLIX, he led the effort to land Super Bowl LVII (2023) in the spring of 2018. Michael was instrumental in getting the 2015 Pro Bowl moved to Arizona; played a week before Super Bowl XLIX and the 2015 Pro Bowl combined to deliver a record economic impact of \$720 million to the region.

- Of the Cardinals seven all-time postseason wins, five have come during Bidwill's 12 years as team president. Arizona has played in nine postseason contests since Bidwill took over in 2007.

- AZ has appeared in the NFC Championship Game twice during Bidwill's time as president (2008, 2015), including a victory in the 2008 conference title game that led to the team's first-ever Super Bowl appearance (Super Bowl XLVIII).

- Arizona's 50 wins between 2013-17 were the most in any five-year span in franchise history.

- In January of 2016, the National Football Foundation (NFF) and College Hall of Fame inducted Bidwill and Arizona Governor Doug Ducey into the NFF Leadership Hall of Fame.

- In January of 2018, Michael was one of five owners named to the NFL's Player-Owner Committee focused on social and racial justice initiatives. In December of 2014, Commissioner Roger Goodell tapped Bidwill to chair the league's Conduct Committee.

- In January of 2019, Michael received the Paul Tagliabue Award from the Fritz Pollard Alliance for demonstrating integrity and leadership in the area of career development for minorities and advocating for diversity.

### Cardinals Under Michael Bidwill (2007-Present)

Statistic	Totals
Regular Season Record	100-98-2
Postseason Record	5-4
Overall Record	105-102-2
Regular Season Win Pct.	.505
Regular Season Home Record	60-38-2
Postseason Home Record	4-0
Overall Home Record (RS+post)	64-37-2
Regular Season Home Win Pct.	.610
Seasons with .500 Record or Better	8
Seasons with 10+ Wins	4
Best Regular Season Record	13-3
Postseason Berths	4
Division Titles	3
Conference Championship Games	2
Super Bowl Appearances	1

## SUPER BOWL COMING BACK TO AZ

### Valley Will Host 4th Super Bowl When Game Returns in 2023

The biggest event in American sports is returning to Arizona as State Farm Stadium was selected to host Super Bowl LVII that will cap the 2022 NFL season.

Super Bowl LVII will be the fourth Super Bowl played in Arizona and the third in 15 years at State Farm Stadium. The Valley last hosted Super Bowl XLIX following the 2014 season. With Super Bowl LVII being held at State Farm Stadium, Arizona will join South Florida, New Orleans, Los Angeles and Tampa Bay as the only sites selected to host the Super Bowl at least four times.

### Past Super Bowls in Arizona

Super Bowl	Site	Date	Result
XLIX (49)	Univ. of Phoenix Stadium	2/1/15	Patriots 28, Seahawks 24
XLII (42)	Univ. of Phoenix Stadium	2/3/08	Giants 17, Patriots 14
XXX (30)	Sun Devil Stadium	1/28/96	Cowboys 27, Steelers 17

### Future Super Bowl Sites


Super Bowl	Site	Date
LIII (53)	Mercedes-Benz Stadium (Atlanta)	Feb. 3, 2019
LIV (54)	Hard Rock Stadium (Miami)	Feb. 2, 2020
LV (55)	Raymond James Stadium (Tampa Bay)	Feb. 7, 2021
LVI (56)	SoFi Stadium (Los Angeles)	Feb. 6, 2022
LVII (57)	State Farm Stadium (Arizona)	2023
LVIII (58)	Mercedes-Benz Superdome (New Orleans)	2024



## 140 GAMES AND 140 SELLOUTS

In Week 6 the Cardinals hosted the Atlanta Falcons at State Farm Stadium.

After selling out the contest against Atlanta, the Cardinals have sold out all 140 games played at State Farm Stadium since the world-class venue opened in 2006.



There were only 12 total games that sold out in time to be televised locally in 18 years at Sun Devil Stadium.


Below is a look at the results at State Farm Stadium compared to 18 seasons at Sun Devil Stadium.

### Overall Comparison

Statistic	13+ seasons at State Farm Stadium	18 seasons at Sun Devil Stadium
Sellouts	140	12
Regular Season Home Record	63-43-2	64-80
Home Win %	.593	.444
Postseason Record	5-4	1-1
Postseason Home Record	4-0	0-0
Seasons with Winning Record	5	1
Postseason Berths	4	1
Division Titles	3	0
Conference Championship Games	2	0
Super Bowl Appearances	1	0

## IT GETS LOUD IN THERE

Having a sellout crowd on hand every game has given Arizona one of the NFL's most distinct home field advantages.



Dating back to the inaugural year at State Farm Stadium in 2006, Cards opponents have accumulated 173 accepted false start penalties in the regular season. That is the most for any home team in the NFL during that span.

### NFL Leaders - Opponent False Start Penalties (2006-Present)

Rnk	Home Team	FS	Stadium
1	Cardinals	173	State Farm Stadium
2	Seahawks	155	CenturyLink Field
3	Titans	154	Nissan Stadium
4	Vikings	149	U.S. Bank Stadium/Metrodome/TCF Bank
5	Lions	144	Ford Field

## PALMER ENTERS THE RING OF HONOR

The Cardinals inducted QB **Carson Palmer** into its Ring of Honor at halftime of the matchup vs. Seattle in Week 4.

Palmer became the 18<sup>th</sup> member of the Cardinals Ring of Honor, the creation of which coincided with the opening of State Farm Stadium in 2006.

### Cardinals Ring of Honor Inductees

Member	Position	ROH Year
Charles Bidwill, Sr.*	Owner	2006
Jimmy Conzelman*	QB/Coach	2006
Ernie Nevers*	Fullback	2006
John "Paddy" Driscoll*	Quarterback	2006
Charley Trippi*	QB/Halfback	2006
Ollie Matson*	Halfback	2006
Dick "Night Train" Lane*	Cornerback	2006
Marshall Goldberg	Halfback	2006
Dan Dierdorf*	Tackle	2006
Pat Tillman	Safety	2006
Larry Wilson*	Safety	2006
Roger Wehrli*	Cornerback	2007
Aeneas Williams*	Cornerback	2008
Kurt Warner*	Quarterback	2014
Adrian Wilson	Safety	2015
Roy Green	Receiver	2016
Jim Hart	Quarterback	2017
<b>Carson Palmer</b>	<b>Quarterback</b>	<b>2019</b>

\*Hall of Fame Inductee



"It was the most fun I've had playing football, and I had a lot of fun in college." Palmer said of his time with the Cardinals. "I had some fun playing for the Bengals, but it's the most fun I've had playing the game. I met some unbelievable (people). It's not just the coaches and the players. It's everybody that's affiliated with this organization."

# THE KINGSBURY ERA BEGINS IN ARIZONA

## TAKING THE REINS

On January 8, 2019 the Cardinals announced the hiring of **Kliff Kingsbury** as the team's head coach.

The 40-year old Kingsbury spent the past six seasons (2013-18) as the head coach at his alma mater, Texas Tech, and was hired as USC's offensive coordinator in December. The New Braunfels, TX native is an 11-year coaching veteran who has also worked at Texas A&M (2012) and at the University of Houston (2008-11) where he began his coaching career.

Recognized as one of the profession's brightest and most-innovative offensive minds, Kingsbury has tutored six future NFL QBs, including first-round selections Patrick Mahomes, Baker Mayfield and Johnny Manziel as well as Case Keenum, Davis Webb and Nic Shimonek. Under Kingsbury's guidance, Mahomes (2016) and Keenum (2009, '11) both led the nation in passing.



### Highlights from Kingsbury's Coaching Career

- While at Texas Tech, Kingsbury served as the play-caller for one of college football's most explosive and productive offenses. The Red Raiders featured a passing attack that ranked in the top-10 in the country in all six seasons of his tenure, ranked in the top-20 nationally for total offense in all six seasons and finished in the top-25 in scoring five times.
- Under Kingsbury, Texas Tech averaged at least 30 points per game, 470 total yards per game and 300 passing yards per game in all six seasons. The Red Raiders averaged more than 500 yards of offense in four seasons and over 450 passing yards twice. They also averaged at least 140 rushing yards per game four times in six seasons under Kingsbury and averaged more than 40 points per game twice.
- At both Houston (2011) and Texas Tech (2016) Kingsbury's offenses led the nation in total offense and passing offense.
- Dating back to his first offensive coordinator job at Houston in 2011, a Kingsbury-led offense never finished outside the top-20 in the nation in total offense and never finished outside the top-15 in passing offense.
- In 2016, Texas Tech led the nation in total offense (566.6 ypg) and passing offense (463.0 ypg) while finishing #5 in scoring (43.7 ppg). It was the sixth consecutive season a Kingsbury-led unit finished in the top-10 in total offense dating back to his time at both Houston and Texas A&M.
- In 2015, the Red Raiders finished #2 in the nation in total offense (579.5 ypg), #2 in scoring offense (45.1 ppg) and had the nation's second ranked passing offense (388.2 ypg). The 45.1 points per game average established a school single-season record and Texas Tech was one of just two schools in the nation to score at least 25 points in every game. The Red Raiders featured a 4,000-yard passer, 1,000-yard receiver and a 1,000-yard rusher for the first time in school history.
- With Kingsbury serving as co-offensive coordinator in 2011, Houston led the nation in total offense (599.1 ypg), passing offense (450.1 ypg) and scoring (49.3 ppg) as quarterback Case Keenum finished his collegiate career as the most prolific passer in NCAA FBS history.

Kingsbury spent the 2012 season at Texas A&M as offensive coordinator/QBs coach working under current University of Arizona head coach Kevin Sumlin. Texas A&M finished third nationally in total offense (558.5 ypg) with an attack that finished 13th nationally in rushing (242.1 ypg) and 14th in passing (316.5 ypg). The Aggies beat #1 Alabama on the road and #11 Oklahoma in the Cotton Bowl.

Kingsbury began his coaching career at the University of Houston under Sumlin as the offensive quality control coach (2008-09) prior to being elevated to QBs coach (2010) and then co-offensive coordinator in 2011.

Kingsbury played QB at Texas Tech (1999-2002) where he set 39 school records, 16 Big 12 marks and 17 NCAA records during his collegiate career while throwing for 12,423 yards and 95 TDs. As a senior in 2012, he was awarded the Sammy Baugh Trophy as the nation's top college QB and was also named the Associated Press Big 12 Offensive Player of the Year while finishing ninth in Heisman Trophy voting.

He was drafted in the sixth round of the NFL Draft by New England in 2003 and spent his rookie season on the Patriots injured reserve list before spending the 2004 season on the Saints practice squad. Kingsbury played in one game with the Jets in 2005 and attended training camp with the Bills in 2006. He also played with the Cologne Centurions of NFL Europe in 2006 before playing with the Winnipeg Blue Bombers of the Canadian Football League in 2007.

In 2018, Kingsbury was inducted into the Texas High School Football Hall of Fame. He played high school football under his father, Tim, at New Braunfels (TX) High School where he threw for more than 3,000 yards and 34 TDs as a senior.


## CARDS IMPROVING UNDER KINGSBURY

The Cardinals have a 3-4-1 under head coach **Kliff Kingsbury**. *Arizona has as many wins this month as it had in all of 2018.*

Among the eight first-year head coaches in 2019, Green Bay's Matt LaFleur (7-1) and Kingsbury (3-4-1) have the two best records. LaFleur (7) and Kingsbury (3) have more combined wins (10) than the other six first-year head coaches combined (7).

### First-Year Head Coaches in 2019

Coach	Team	Record
Matt LaFleur	Green Bay	7-1
<b>Kliff Kingsbury</b>	<b>Arizona</b>	<b>3-4-1</b>
Vic Fangio	Denver	2-6
Freddie Kitchens	Cleveland	2-5
Bruce Arians	Tampa Bay	2-5
Adam Gase	NY Jets	1-6
Brian Flores	Miami	0-6
Zac Taylor	Cincinnati	0-8



## COACHING QUARTERBACKS

After joining the coaching ranks with the University of Houston in 2008, **Kliff Kingsbury** mentored six future NFL QBs during his coaching tenure: *Patrick Mahomes, Baker Mayfield, Johnny Manziel, Case Keenum, Davis Webb and Nic Shimonek*. Mahomes, Mayfield and Manziel were all selected in the 1st round of the NFL Draft.

### NFL QBs Under Kingsbury

Year	Player (School)	Com	Att	Pct	Yds	TD	INT	Rate
2017	Nick Shimonek (TT)	328	493	66.5	3,963	33	10	152.1
2016	Patrick Mahomes, II (TT)	388	591	65.7	5,052*	41	10	156.9
2015	Patrick Mahomes, II (TT)	336	517	64.6	4,283	32	14	149.6
2014	Patrick Mahomes, II (TT)	211	345	61.2	2,539	24	13	138.4
2013	Baker Mayfield (TT)	218	340	64.1	2,315	12	9	127.7
2013	Davis Webb (TT)	226	361	62.6	2,718	20	9	139.1
2012	Johnny Manziel (A&M)^	295	434	68.0	3,706	26	9	155.3
2011	Case Keenum (Hou)	428*	603*	71.0	5,631*	48*	5	174.0
2009	Case Keenum (Hou)	492*	700*	70.3	5,671*	44*	15	154.8
2008	Case Keenum (Hou)	397	589	67.4	5,020	44	11	159.9

<sup>^</sup>1st Freshman ever to win Heisman Trophy

\*Total led the nation

### Mahomes (Texas Tech)

Under Kingsbury's tutelage, Mahomes spent two full seasons (2015-16) as the starter at Texas Tech. In those two years the Red Raiders finished #2 (2015) and #1 (2016) in the nation in total offense while Mahomes threw for a combined 9,705 yards and 77 TDs in 25 starts.

As a sophomore in 2015, Mahomes became the youngest QB in NCAA history to amass 5,000 yards of total offense. He eclipsed the 5,000-yard mark again in 2016, becoming just the third quarterback ever to record 5,000+ yards of total offense in back-to-back seasons.

### Keenum (Univ. of Houston)

Kingsbury began his coaching career at the University of Houston where he was a quality control coach from 2008-09 before being promoted to QBs coach in 2010 and co-offensive coordinator in 2011. The Cougars led the nation in total offense, passing offense and scoring in 2011, while Keenum completed his record-setting career by placing seventh in the Heisman Trophy voting and winning the Sammy Baugh Award.

With Kingsbury calling plays, the Cougars averaged 599.1 total yards per game, including 450.1 through the air, while scoring over 49 points per game. Keenum wrapped up his career as the most prolific passer in NCAA FBS history. In his one season with Kingsbury as his QBs coach, Keenum completed 428-of-604 passes for 5,631 yards and 48 TDs, all of which led the NCAA FBS.

### Manziel (Texas A&M)

Prior to taking over at Texas Tech, Kingsbury spent one season (2012) as the offensive coordinator at Texas A&M. In his lone season with the Aggies, Kingsbury played a crucial role in Manziel becoming the first freshman ever to win the Heisman Trophy.

### Webb and Shimonek (Texas Tech)

Two other Kingsbury quarterbacks have also moved on to the league in recent years as Webb was selected by the New York Giants in the third round of the 2017 draft while Shimonek signed an undrafted free agent agreement with the Los Angeles Chargers in 2018.



## TOM CLEMENTS - PASS GAME COORDINATOR/QBS

Now in his first season as the Cardinals Pass Game Coordinator/QBs coach, veteran assistant **Tom Clements** (CLEM-ents) is a 24-year coaching veteran who has spent 20 seasons as an assistant coach in the NFL, including five seasons as an offensive coordinator.

- Named Cardinals pass game coordinator/QBs coach on 1/22/19.

- Coached for 11 seasons with the Packers (2006-16). In his 11 seasons with Green Bay, the Packers finished top-10 in the NFL in total offense nine times, made the postseason nine times and won Super Bowl XLV following the 2010 season.

- During his tenure with the Packers, Clements helped with the development of QB Aaron Rodgers who was selected to six Pro Bowls and earned NFL MVP honors in 2011 and 2014.

- In three seasons as offensive coordinator with Green Bay (2012-14), the Packers ranked #3 in the NFL in scoring (27.8 ppg), #5 in total offense (381.9 ypg), #3 in giveaways (54) and #5 in first downs (1,048).

- The Packers finished top-10 in the NFL in scoring in each season Clements worked as offensive coordinator, including in 2014 when the Packers led the NFL with 486 points.

- Also coached QB Brett Favre, who in 2007 was selected to the Pro Bowl after throwing for more than 4,000 yards for the fifth time in his career and led the Packers to the NFC Championship game.

- Has coached 13 different offensive players to a total of 21 Pro Bowls and tutored five quarterbacks who had 13 total 3,000-yard passing seasons, including eight 4,000-yard campaigns.

Prior to joining Green Bay, Clements spent two seasons (2004-05) as the offensive coordinator in Buffalo. He spent the previous seven years as a QBs coach with Pittsburgh, Kansas City and New Orleans. Clements helped Elvis Grbac (Chiefs in 2000) and Kordell Stewart (Steelers in 2001) earn Pro Bowl selections while Tommy Maddox (Pittsburgh) was named NFL Comeback Player of the Year in 2002.

Clements got his start in coaching at his alma mater, Notre Dame, spending four seasons (1992-95) working under Lou Holtz. He played 12 years in the Canadian Football League as a QB and was a seven-time divisional All-Star, 1987 CFL MVP, 1975 CFL Rookie of the Year and two-time Gray Cup Champion with Ottawa (1976) and Winnipeg (1984), earning the Outstanding Offensive Player award in each game.



## JEFF RODGERS - ASST. HEAD COACH/SPECIAL TEAMS

**Jeff Rodgers** is in his second season with Arizona and first as the team's assistant head coach/special teams coordinator.

He came to Cardinals in January, 2018 as the team's special teams coordinator and added the title of assistant head coach in 2019.

- Hired as Cardinals special teams coordinator in 2018 after working in the same capacity for three seasons (2015-17) with the Chicago Bears.

- Has 18 years of coaching experience, including 15 seasons coaching special teams in the NFL with Arizona, Chicago (2015-17), Denver (2011-14), Carolina (2009-10) and San Francisco (2003-07).

- Helped the Cardinals rank 5th in the NFL in special teams last season after the team finished 30th in 2017. P Andy Lee led the NFL and set a franchise single-season record with a 48.6-yard punting average and rookie LB Zeke Turner led the NFL with 13 solo special teams tackles in 2018.

- The Broncos returned six kicks for TDs during Rodgers tenure in Denver (2011-14), tied for the second most in the NFL in that span. In 2012, Trindon Holliday became the first player in NFL history to record multiple return TDs in a playoff game when he scored on a 90-yard punt return and a 104-yard kickoff return in a 38-35 double-overtime loss to the Ravens.

- Under Rodgers tutelage, Broncos K Matt Prater was named to the Pro Bowl in 2013 after setting franchise records in field goal percentage (96.2%; 25-of-26) and points scored (150). Prater's 64-yard field goal in 2013 is the longest in NFL history. In 2014, K Connor Barth's 93.8 field-goal percentage (15-of-16) was the second-highest in team history.

Rodgers began his coaching career at the University of Arizona in 2001, spending two seasons as a graduate assistant working with the secondary and LBs under head coach John Mackovic. He entered the NFL coaching ranks with San Francisco in 2003 as a special teams quality control coach for two seasons.



## VANCE JOSEPH - DEFENSIVE COORDINATOR

**Vance Joseph** was hired as Arizona's Defensive Coordinator this offseason and joined the Cardinals after two years (2017-18) as head coach of the Denver Broncos.

He is a 20-year coaching veteran, including 14 seasons in the NFL with San Francisco (2005-10), Houston (2011-13), Cincinnati (2014-15), Miami (2016) and Denver (2017-18).

- Hired as Cardinals defensive coordinator on 1/11/19.

- Joseph has 12 years of coaching experience on the defensive side of the ball in the NFL, including as defensive coordinator with Miami in 2016.

- In Joseph's initial season with the Broncos in 2017, Denver had the NFL's #3 ranked defense and joined Minnesota as the only teams in the NFL that season to rank in the top-five in both run defense and pass defense. The Broncos ranked #5 in run defense in '17 after finishing the previous year ranked #28 in that category.

- In 2018, the Broncos defense ranked in the top-10 in the NFL in INTs (17), takeaways (28) and sacks (44). Rookie LB Bradley Chubb – Denver's first-round selection in the 2018 NFL Draft – led all NFL rookies with 12.0 sacks last season. Pro Bowl LB Von Miller had 14.5 sacks, tied for fourth in the NFL last season. Denver was one of three teams (Seattle, Kansas City) to have two players record double digit sacks in 2018.

- In a stretch from 2011-16, which spanned jobs in Houston, Cincinnati and Miami, Joseph's teams made the postseason five times in six seasons.


- Joseph's teams have ranked in the top-10 in INTs in four of the past five seasons.

- Four different DBs earned a combined five Pro Bowl selections – Johnathan Joseph (2), Reggie Nelson (1), Adam Jones (1) and Walt Harris (1) – during Joseph's time coaching defensive backs in Cincinnati, Houston and San Francisco.

Prior to his tenure in Miami, Joseph coached DBs for two seasons (2014-15) with Cincinnati, helping the Bengals to back-to-back postseason appearances. During his two seasons with Cincinnati, the Bengals led the NFL with 41 INTs. Cincinnati was the only team to post more INTs than TDs allowed (36) during that two-year stretch while holding opposing QBs to the lowest combined passer rating (77.4) in the NFL.

Prior to beginning his coaching career as a grad assistant at the University of Colorado in 2000, Joseph appeared in 30 games for the Buffaloes (1990-94), playing QB, RB and on special teams, and was a member of the Buffaloes 1990 National Championship team. He served as a backup to All-American QBs Darian Hagan and Kordell Stewart and completed 34-of-61 passes for 454 yards and four TDs to go along with 50 carries for 237 yards and one TD in his college career.

He converted to CB in the NFL and signed with the Jets as an undrafted rookie free agent in 1995. As a rookie, Joseph played in 13 games and had 21 tackles (17 solo), two INTs and five passes defended. He played in four games with the Colts in 1996 before spending the preseason with Denver in 1997.



## COACHING STAFF HIGHLIGHTS

- Of the 25 coaches on the Cards staff, 18 are new to the organization. The seven coaches who returned are **Chris Achuff** (Defensive Line), **Steve Heiden** (Tight Ends), **Randall McCray** (Asst. Special Teams), **Buddy Morris** (Strength & Conditioning), **Jeff Rodgers** (Asst. Head Coach/Special Teams Coordinator), **Vernon Stephens** (Asst. Strength & Conditioning) and **Cam Turner** (Offensive Asst./Asst. Quarterbacks).



- The Cards coaching staff entered the 2019 season with a combined 419 years of coaching experience at the college and NFL levels: 201 in the NFL; 218 in college. Of the 25 coaches on staff, 21 entered the season with NFL coaching experience.

- In addition to their experience on the sidelines, the Cardinals staff features seven coaches who played a combined 38 years in the NFL: **Kliff Kingsbury** (3), **Vance Joseph** (2), **Tom Clements** (1), **Steve Heiden** (11), **Brian Natkin** (1), **Marcus Robertson** (12) and **James Saxon** (8).

- Nine members of the Arizona staff entered the year having coached at least 10 seasons in the NFL: **Jerry Sullivan** (24), **Bill Davis** (24), **Tom Clements** (20), **James Saxon** (19), **Jeff Rodgers** (15), **Vance Joseph** (14), **Sean Kugler** (12), **Marcus Robertson** (12) and **Greg Williams** (10).

- Three members of the staff - Kingsbury (Texas Tech), Joseph (Denver Broncos) and Sean Kugler (Texas-El Paso) - have previously served as a head coach either at the college or NFL level.

# THE ASSISTANT COACHING STAFF IN 2019

## CHRIS ACHUFF - Defensive Line



Last name pronounced "A-cuff" ... long-time college assistant in his second season with the Cardinals and first as the D-Line coach ... joined the Cardinals in 2018 after 19 years coaching at the collegiate level, coaching the D-line at Baylor (2008-16), Tennessee-Martin (2006-07), Charleston Southern (2005) and Tennessee-Chattanooga (2004).

## BRIAN NATKIN - Asst. Offensive Line



Joined the Cardinals in 2019 after spending the last 15 seasons at the college level ... a consensus All-American TE as a player at the University of Texas-El Paso, spent the 2018 season as run-game coordinator/O-Line coach at Hutchinson (KS) Community College ... worked the previous six seasons (2012-17) at his alma mater, UTEP.

## PETER BEDOVINAC - Asst. Wide Receivers



Last name pronounced "buh-DOE-vuh-nack" ... spent the last six seasons (2013-18) at the college level ... a former QB at Michigan State (2010-12), spent the 2018 season as a defensive graduate assistant at Ohio State ... spent the previous three seasons (2015-17) coaching LBs at Missouri State after beginning his coaching career at Missouri in 2013.

## DAVID RAIH - Wide Receivers



Last name pronounced "RYE" ... spent the last five seasons with Green Bay as WRs coach (2018), offensive perimeter coach (2017), asst. O-Line coach (2016) and coaching administrator (2014-15) ... played QB at Iowa (1999-2003) and helped the Hawkeyes to a 2002 Big Ten Conference Championship and a berth in the 2003 FedEx Orange Bowl.

## CHARLIE BULLEN - Asst. Linebackers



Is in his first season with Arizona and eighth in the NFL ... spent the last seven seasons (2012-18) with Miami, including the past three seasons as the Dolphins assistant LBs coach ... prior to working with the Dolphins, coached for three seasons (2009-11) as a graduate assistant, working with defensive backs at his alma mater, the University of Iowa.

## MARCUS ROBERTSON - Defensive Backs



A former NFL DB, is in his first season as Arizona's DBs coach after spending the past two seasons (2017-18) in the same role with the Broncos ... has spent the last 28 seasons in the NFL as a player, coach, and administrator and has coached DBs for the past 12 seasons with Tennessee (2007-11), Detroit (2012-13), Oakland (2014-16) and Denver.

## BILL DAVIS - Linebackers



Returned to the Cardinals for his second tenure with the team after previously working as Arizona's defensive coordinator (2009-10) and LBs coach (2007-08) ... has 24 years of coaching experience in the NFL, including seven seasons as a defensive coordinator with Arizona, Philadelphia and San Francisco ... spent the past two seasons (2017-18) as LBs coach at Ohio State.

## JAMES SAXON - Running Backs



Has 19 seasons of experience as a RBs coach (2000-18) in the NFL after an eight-year playing career in the league with the Chiefs (1988-91), Dolphins (1992-94) and Eagles (1995) ... came to AZ after coaching Pittsburgh's RBs the past five seasons (2014-18) ... has coached for four different franchises that had eight total postseason appearances.

## ROB GROSSO - Defensive Quality Control



Is in his first season in Arizona after working as the assistant to the head coach under Vance Joseph in Denver in 2018 ... previously served as an operations intern with the Broncos in 2017 ... a former WR at John Carroll University (2011-13), worked with the Arizona Rattlers of the IFL during the 2017 season as a coaching/player personnel intern.

## DON SHUMPERT - Bill Bidwill Fellowship/RBs



Came to the Cardinals after spending last season with the NY Giants as an offensive assistant ... former WR who attended rookie mini-camp with the Chicago Bears and Kansas City Chiefs ... served as a graduate assistant at his alma mater, the University of Iowa, for two seasons (2016-17), assisting the Hawkeyes WRs and special teams.

## STEVE HEIDEN - Tight Ends



Veteran NFL tight end is in his seventh season with the Cardinals and first as TEs coach after working the past six seasons as asst. O-Line coach (2018) and asst. special teams/asst. TE coach (2013-17) ... after playing in the NFL for 11 seasons (1999-2009), entered the coaching ranks in 2012 as TEs coach at Concordia University in St. Paul, MN.

## JERRY SULLIVAN - Offensive Asst.



Returned to the Cardinals as an offensive assistant for his second tenure with the team after previously serving as WRs coach (2001-02) and offensive coordinator (2003) ... has 47 years of experience, including 24 seasons in the NFL with the Chargers (1992-96), Lions (1997-2000), Cardinals (2001-03), Dolphins (2004), 49ers (2005-10) and Jaguars (2012-16).

## SEAN KUGLER - Offensive Line



Last name pronounced "KOOG-ler" ... a 29-year coaching veteran, has spent 12 seasons as an assistant in the NFL having previously coached with Detroit (2001-05), Buffalo (2007-09) and Pittsburgh (2010-12) in addition to last season with Denver as the Broncos O-Line/guards/centers coach ... was the head coach at his alma mater, Texas-El Paso, for five seasons (2013-17).

## CAM TURNER - Offensive Asst./Asst. Quarterbacks



A former WR and QB at The Citadel, now in his second year with Arizona's coaching staff in '19 ... spent three seasons (2015-17) in Carolina, where he assisted WRs for two years before serving as the assistant QBs coach in 2017 ... prior to Carolina, spent two seasons (2013-14) as the QBs and WRs coach at Florida International.

## RANDALL McCRAY - Asst. Special Teams



Now in his second year with the Cardinals in '19 ... a college assistant coach for 26 seasons, was hired by the Cardinals in 2018 ... came to Arizona after spending two years as Texas State's assistant head coach, defensive coordinator and LBs coach ... began his coaching career as a grad assistant at South Carolina in 1991.

## SPENCER WHIPPLE - Offensive Quality Control



In his first NFL season after spending the past seven years at the college level ... coached the last five seasons (2014-18) at the Univ. of Massachusetts where he served as the passing game coordinator/QBs coach in '18 ... joined the UMass staff in 2014 as TEs coach before working the following three seasons (2015-17) as passing game coordinator/WRs coach.

## RUSTY MCKINNEY - Defensive Asst.



In his first season with the Cardinals - and sixth in the NFL - after spending the past three seasons as a defensive quality control coach with Miami, including working under Cardinals defensive coordinator Vance Joseph in 2016 ... started in the NFL with Cleveland as a coaching intern for two seasons (2014-15) after five seasons (2009-13) at Bentley University.

## GREG WILLIAMS - Cornerbacks



Came to Arizona after spending last season coaching DBs with the Broncos ... has 15 years of coaching experience, including 10 seasons in the NFL ... a former WR and DB at the University of North Carolina (1994-97), spent time in training camp with the Bears and Giants ... began his coaching career at Arizona State as an intern in 2003.

## BUDDY MORRIS - Strength & Conditioning



Now in his fifth season as the Cards strength and conditioning coach ... previously with the Browns (2002-04), returned to the NFL in 2014 with the Cardinals following stints at the Univ. of Buffalo and the Univ. of Pittsburgh ... in 2009, Muscle & Fitness Magazine named his private gym (New York Sports Center) one of the 10 toughest in America.

## CHRIS WILSON - Defensive Asst.



Is in his first season with the Cardinals as a defensive assistant ... came to Arizona after spending the past three seasons (2016-18) as the D-Line coach with the Eagles ... previously coached with the Cardinals as part of the NFL's minority internship program in 1997 ... son, Caleb, is a TE drafted by the Cardinals in the seventh round of the 2019 NFL Draft.

## CARDINALS IN THE COMMUNITY

### FITZ AND GARTH TEAM UP



Cardinals WR **Larry Fitzgerald** recently partnered with country music artist and friend **Garth Brooks** to donate electronics to 32 schools in the Phoenix and Minneapolis metro areas to increase digital literacy.

In September (9/12), Fitzgerald and Brooks (via video call) visited Academia Del Pueblo, a low-income K-8 charter school in Phoenix, to announce their donation.

The visit was known by few, including principal Frank Lomeli, who said "place just absolutely erupted" when Fitzgerald was introduced.

"Technology bridges all gaps," Fitzgerald said in an interview with *The Arizona Republic*. "It doesn't matter what school you go to. A young person can sit down and learn about anything that they desire to learn about."

The donations include multiple devices from the Microsoft Store, which partnered with Brooks' Teammates for Kids Foundation and Fitzgerald's The First Down Fund.

Digital literacy is described as the ability to understand and use digital tools "in communicative, collaborative ways" by the American Library Association.

In March (3/23), Fitzgerald joined Brooks on stage during his performance at State Farm Stadium to present him a Cardinals jersey.

"Arizona, let me tell you, you might have the greatest human being I've ever met in Larry Fitzgerald," Brooks told the crowd of 77,653.

### DAVID'S LOCKER OPENS AT RYAN'S HOUSE



In September (9/10), Cardinals RB **David Johnson** and his wife, **Meghan**, presented a gift young patients at Ryan's House in Phoenix on behalf of their non-profit Johnson Family's Mission 31 Foundation.

"This is really why I play football, just to be able to give back to the community and give back to people in need," said Johnson.

The organization donated its fourth "David's Locker," a mobile cart containing Nintendo Switches, iPads, noise-cancelling headphones and video games to serve as a welcome diversion for patients during treatment.

"If something ever happened to our kids, we would want the same support so this just means the world to us," said Meghan.

The Johnson Family's Mission 31 Foundation provides opportunities, encouragement and resources to seriously ill children and their families by offering daily support and life changing experiences.

"It's going to give our kids an opportunity to use technology that they may or may not have at home and here in a setting where they feel supported and can do all kinds of fun things," said Tracy Leonard-Warner with Ryan's House.

Through their family foundation, created in 2017, the Johnsons are inspired to make a positive impact on children's lives. Before professional football, David planned on a career in teaching and coaching.

Meghan's dream was to work as a nurse at a children's oncology unit. They both are involved in volunteering at children's hospitals in the Valley and enjoy combining their passions into one cause through their foundation work.

### COREY'S BOOK CLUB



Cardinals DL **Corey Peters** hosts a bi-weekly book club at South Pointe High School through his Peters Educational Enrichment Project (PEEP).

In 2015, Peters established PEEP, which works to supplement the educational system and improve learning environments by providing programs, seminars, motivational speaking and football camps for students of all ages.

### A NIGHT OUT WITH THE ARIZONA CARDINALS



Earlier this month (10/7), Cardinals DL **Zach Allen**, LB **Dennis Gardeck**, DL **Corey Peters** and LB **Joe Walker** showed off their culinary skills during "A Night Out with the Arizona Cardinals" at Sakana Sushi & Grill in Phoenix, an annual event that honors cancer survivors.

Gardeck and his teammates were the featured attraction, but hardly the stars of the evening.

That distinction was reserved for the invited guests, survivors of breast cancer and other forms of cancer.

### CARDS "FEED THE FAMILIES"



On Wednesday, Oct. 16, Cardinals RB **David Johnson**, LBs **Dennis Gardeck** and **Joe Walker**, Big Red and Cardinals Cheerleaders visited the Ronald McDonald House in Phoenix for a "Feed the Families" event hosted by the Arizona Cardinals Women's Club. The group from the Cardinals provided the families with dinner, drinks and dessert.

The Ronald McDonald House Charities of Phoenix provides a welcoming "home away from home" for children and their families who travel to Phoenix to receive treatment for serious, often life-threatening illnesses and injuries. They help lessen the burden by ensuring families have the stability they need to support their children by providing an atmosphere of comfort, hope and courage while also supporting programs that directly benefit children and their families in the community.

### SAGUARO CARDINALS RETURN



In September (9/23), the Cardinals hosted an NFL Centennial pep rally featuring RB **D.J. Foster**, WR **Christian Kirk**, CB **Byron Murphy**, **Nicole Bidwill**, team mascot Big Red and Cardinals Cheerleaders at Saguario High School.

The three players addressed the students at the pep rally highlighting Saguario athletics and took part in a Q&A session while also signing autographs and taking pictures.

The Saguario High School football team also attended the Cardinals Week 4 home game (9/29) against the Seahawks as guests of the team. Foster, Kirk and Murphy all attended Saguario High School and won a collective six state championships with the Sabercats from 2008-15.

"NFL100" is a year-long celebration to commemorate the centennial season of the National Football League and bring generations of football fans, players, communities and all 32 clubs together for a unique line-up of programming and activities.

### JONES GIVES BACK



In September, LB **Chandler Jones** donated Nike cleats to the football team at his high school alma mater, Union-Endicott in upstate New York.

"I think they're more excited because they're getting a gift from Chandler Jones," said Tom Baleno, the U-E Football Coach, via *Spectrum News*. "He's top-notch, he's mastered his craft in the NFL, and just to have - it could be anything - a gift from him is what's really special."

Jones, a 2008 graduate of U-E, went on to star at Syracuse before the Patriots selected him with the 21<sup>st</sup> overall pick in the 2012 NFL Draft.

"I think it's fantastic that he inspires us to be the best version of ourselves," Baleno said. "He's a great role model. I think he really embodies what U-E football is. And us as a community, we're very proud of him."

## QUARTERBACKS

**Brett Hundley** – Chandler, AZ native and 2009 Arizona Gatorade Player of the Year. Packers 2015 fifth-round pick out of UCLA, spent his first four NFL seasons with Green Bay (2015-17) and Seattle (2018).

**Kyler Murray** – First player in NFL history with 20+ completions in each of his first six career games and set a league record for completions in a player's first seven career games (167). Has attempted 148 consecutive passes without an INT this season.

## RUNNING BACKS

**Kenyan Drake** – Had 1,532 yards and nine TDs on 333 carries and 116 receptions for 936 yards and six TDs in 54 games (16 starts) with the Dolphins. Entered the league with Miami as a third-round pick (73rd overall) in the 2016 NFL Draft out of Alabama.

**Chase Edmonds** – Had career highs in scrimmage yards (150), rushing yards (126) and TDs (3) against the Giants in Week 7, becoming the first player in team history – and sixth player in NFL history – with three rushing TDs of 20+ yards in a game.

**David Johnson** – Only three players have more games with 100+ scrimmage yards than Johnson (28) since 2015, and his 14 multi-TD games during that span rank second in the NFL. Ranks fourth among NFL RBs with 315 receiving yards in 2019.

**Alfred Morris** – Two-time Pro Bowler has 1,373 carries for 5,931 yards and 34 TDs in 104 games (70 starts) with the 49ers (2018), Cowboys (2016-17) and Redskins (2012-15). Washington's sixth-round pick (173rd overall) out of Florida Atlantic in 2012.

**Zach Zenner** – Fifth-year NFL veteran has 176 carries for 686 yards, 28 receptions for 282 yards and 10 special teams tackles in 38 games (six starts) for the Lions (2015-18), Saints (2019) and Cardinals (2019). Signed with Detroit as an undrafted rookie free agent out of South Dakota State in 2015.

## WIDE RECEIVERS

**Damiere Byrd** – Signed a one-year contract with the Cardinals in March after playing 17 games (three starts) in three seasons with the Panthers. Has 17 receptions for 178 yards and four kickoff returns for 59 yards in six games (three starts) this year.

**Pharoh Cooper** – Spent the offseason and training camp with Arizona and rejoined the Cardinals in Week 5 after spending Weeks 1-2 with Cincinnati. Earned All-Pro and Pro Bowl honors with 932 kick return yards and 399 punt return yards in 2017 when he led the NFL with 1,331 combined return yards.

**Larry Fitzgerald** – Passed HOF TE Tony Gonzalez (1,325) for the second most receptions in NFL history in Week 4 against Seattle. Franchise leader in receptions (1,341), receiving yards (16,726), receiving TDs (118), total TDs (118), 100-yard receiving games (49), games played (242) and Pro Bowls (11).

**Andy Isabella** – Consensus first-team All-American at Massachusetts after leading the FBS with a single-season program-record 1,698 receiving yards on 102 receptions (second in FBS) during his senior season in 2018.

**KeeSean Johnson** – Set a Fresno State record with 3,463 career receiving yards and led the Bulldogs in all receiving categories in each of his final three seasons on campus. Has 17 catches for 151 yards in seven games (three starts) this season.

**Christian Kirk** – Third player in franchise history with 65+ catches in his first 16 career games – Anquan Boldin (101 in 2003) and Sonny Randle (77 in 1959-60). High school teammate of RB D.J. Foster (2011) and CB Byron Murphy (2014) before playing with QB Kyler Murray at Texas A&M in 2015.

**Trent Sherfield** – Has 23 receptions for 290 yards and a TD in 21 games (three starts) after signing with the Cardinals as an undrafted free agent out of Vanderbilt in 2018.

## TIGHT ENDS

**Charles Clay** – Eight-year NFL veteran has 350 receptions for 3,789 yards and 23 TDs in 120 games (104 starts). First TE in Bills history with 500 receiving yards in three consecutive seasons – 528 in 2015, 552 in 2016 and 558 in 2017.

**Darrell Daniels** – Has played five games and inactive for another while splitting time between the active roster and practice squad this season. Has played 28 games (six starts) for the Cardinals (2018-19), Seahawks (2018) and Colts (2017).

**Maxx Williams** – Signed a one-year contract with the Cardinals after four seasons in Baltimore, where he was selected in the second round (55th overall) of the 2015 NFL Draft out of Minnesota. Has nine catches for 112 yards and a TD this year.

## OFFENSIVE LINE

**Mason Cole** – Cardinals third-round pick (97th overall) in the 2018 NFL Draft was one of just six NFL rookie offensive linemen to start all 16 games last season and the fourth in franchise history to accomplish the feat.

**Lamont Gaillard** – Selected by the Cardinals in the sixth round (179th overall) of the 2019 NFL Draft out of Georgia, where he started all 42 games in his final three years and earned first-team All-SEC accolades as a senior in 2018.

**D.J. Humphries** – Cardinals first-round selection (24th overall) in the 2015 NFL Draft has started all 35 NFL games he has played, including the first 10 at RT before moving to LT full-time prior to the 2017 season.

**Josh Miles** – Selected by Arizona with its first pick in the seventh round (248th overall) of the 2019 NFL Draft, becoming the first Morgan State player ever selected by the Cardinals and just the second player from the program drafted since 1983.

**Justin Murray** – Started six games at RT after being claimed off waivers on 9/1. Spent time with the Broncos, Buccaneers, Saints, Bengals and Raiders since entering the NFL as an undrafted rookie free agent with Denver in 2016 out of Cincinnati.

**Justin Pugh** – Started all 78 games he has played with the Giants (2013-17) and Cardinals (2018-19). The former first-round pick (19th overall) signed a five-year contract with Arizona before the 2018 season.

**A.Q. Shipley** – Originally drafted by the Steelers in the seventh round (226th overall) of the 2009 NFL Draft and has played 97 games (62 starts) for the Colts (2012, '14), Ravens (2013) and Cardinals (2015-19). Started 32 consecutive games for the Cardinals during the 2016-17 seasons.

**J.R. Sweezy** – Entered the NFL with Seattle as a seventh-round selection (225th overall) in the 2012 NFL Draft and has played 96 games (86 starts) with the Seahawks (2012-15, '18), Buccaneers (2016-17) and Cardinals (2019).





## DEFENSIVE LINE

**Zach Allen** – Selected by the Cardinals in the third round (65th overall) of the 2019 NFL Draft out of Boston College where he was the highest-rated edge defender in the ACC in 2018, according to *ProFootballFocus.com*.

**Jonathan Bullard** – Chicago's 2016 third-round pick (72nd overall) has 81 tackles, three sacks, 11 tackles for loss and four passes defended in 52 games (nine starts) with the Bears (2016-18) and Cardinals (2019).

**Michael Dogbe** – Picked by the Cardinals in the seventh round (249th overall) of the 2019 NFL Draft out of Temple, where he played with Cardinals LB Haason Reddick and wore a single-digit jersey number reserved for the team's toughest players.

**Rodney Gunter** – Arizona's 2015 fourth-round pick (116th overall) re-signed with the Cardinals after setting career highs with 48 tackles, 14 for loss, 4.5 sacks, one pass defended and two forced fumbles in 2018.

**Zach Kerr** – Five-year NFL veteran has played 67 career games (nine starts) with Arizona (2019), Denver (2017-18), Indianapolis (2014-16), totaling 120 tackles, 7.5 sacks, one forced fumble, one fumble recovery and five passes defended.

**Clinton McDonald** – 10th-year NFL veteran has totaled 280 tackles, 21 sacks, two INTs and four fumble recoveries in 120 games (38 starts) for the Bengals (2010), Seahawks (2011-13), Buccaneers (2014-17), Raiders (2018) and Cardinals (2019).

**Corey Peters** – Signed a three-year extension through 2020. Has played 121 games (104 starts) for the Cardinals (2015-19) and Falcons (2010-14), totaling 315 tackles, 17.0 sacks, a forced fumble and two fumble recoveries.

## LINEBACKERS

**Dennis Gardeck** – Signed as an undrafted rookie free agent out of Sioux Falls, played a team-high 386 snaps on special teams and scored a TD on a blocked punt in the season finale at Seattle in 2018. Deflected three punts in the last nine games.

**Jordan Hicks** – Ranks second in the NFL with 80 tackles this season and trails only Panthers LB Luke Kuechly (10) for the most INTs by an NFL inside LB since in 2015. Philly's 2015 third-round pick signed a four-year contract with Arizona.

**Chandler Jones** – Two-time Pro Bowler (2015, '17) leads the NFL in sacks (49.5) and ranks second in tackles for loss (60) since joining the Cardinals in 2016. Ranks third in the NFL with 8.5 sacks, which represents the third-highest total in franchise history through the first eight games of a season.

**Cassius Marsh Sr.** – Sixth-year NFL veteran has 123 tackles, 23 tackles for loss, 12.5 sacks, four forced fumbles and two fumble recoveries in 75 games with Seattle (2014-16, '17), New England (2017), San Francisco (2017-18) and Arizona (2019).

**Haason Reddick** – Cardinals first-round pick (13th overall) in the 2017 NFL Draft has 201 tackles, 7.5 sacks, 10 passes defended, three forced fumbles, a fumble recovery and six special teams tackles in 40 games (20 starts).

**Brooks Reed** – Tucson native was selected by the Texans in second round (42nd overall) of the 2011 NFL Draft and has played 128 games (86 starts) with the Texans (2011-14), Falcons (2015-18) and Cardinals (2019).

**Terrell Suggs** – Seven-time Pro Bowler, 2011 first-team All-Pro and 2011 NFL Defensive Player of the Year. Leads all active NFL defenders in games played (237), career sacks (137.5) and forced fumbles (39).

**Ezekiel Turner** – Signed with Arizona as an undrafted rookie free agent out of Washington and led the NFL with 13 solo tackles on special teams in 2018, according to league stats.

**Joe Walker** – Pick in the seventh round (251st overall) of the 2016 NFL Draft by Philadelphia and won Super Bowl LII with the Eagles. Started at ILB and had a career-high seven tackles in the season-opener against the Lions.

## DEFENSIVE BACKS

**Budda Baker** – Tied for third among NFL DBs with 63 tackles this season. Recorded 107 tackles in his first year as a full-time starter last season after earning Pro Bowl and first-team All-Pro honors as a special teamer in 2017.

**Chris Banjo** – Six-year NFL veteran has 42 special teams tackles in 81 career games (two starts) with Arizona (2019), New Orleans (2016-18) and Green Bay (2013-16). Signed with the Cardinals in Week 4 after being released by the Saints.

**Tramaine Brock Sr.** – Entered the league as a rookie free agent out of Belhaven College in 2010 and has played 109 games (51 starts) with San Francisco (2010-16), Minnesota (2017), Denver (2018) and Arizona (2019).

**Byron Murphy Jr.** – First pick in the second round of the 2019 NFL Draft leads all rookies with five passes defended. Once a teammate of Arizona's previous two second-rounders – WR Christian Kirk (Saguaro HS) and S Budda Baker (Washington).

**Kevin Peterson** – Entered the NFL as an undrafted rookie free agent with the Bears out of Oklahoma State in 2016. Has 19 tackles, two INTs, seven passes defended, a fumble recovery and four special teams tackles in 14 career games (two starts).

**Patrick Peterson** – Eight-time Pro Bowler is tied for seventh in franchise history and tied for fourth among active NFL defenders with 24 INTs. Allowed just 30 catches for 364 yards and three TDs on 52 targets in 2018, according to *ProFootballFocus.com*.

**Deionte Thompson** – Has played all eight games (two starts) after being drafted in the fifth round (139th overall) of the 2019 NFL Draft out of Alabama where he earned consensus first-team All-American honors in his final season with the Crimson Tide.

**Jalen Thompson** – Fifth-round pick in the 2019 supplemental draft out of Washington State, where he totaled 191 tackles, six INTs and 23 passes defended in 39 games. Has played seven games with three starts and totaled 20 tackles this season.

**Charles Washington** – Has played 34 games with the Lions (2016-18) and Cardinals (2019) since entering the league as a rookie free agent with Detroit in 2016 out of Fresno State.

## SPECIALISTS

**Aaron Brewer** – Has played 109 regular season and eight playoff games for Arizona (2016-19) and Denver (2012-15).

**Zane Gonzalez** – ASU product and Lou Groza Award winner leads the NFL with 76 points and tied for first with 21 FGs.

**Andy Lee** – Four-time All-Pro led the NFL in gross punting average with a franchise-record 48.6-yard mark last season.

# CARDINALS GAME SUMMARIES



## WEEK 1

Detroit Lions 27, Arizona Cardinals 27

60,687 State Farm Stadium Sep 8, 2019



Detroit Lions .....	0	17	0	7	3	—	27
Arizona Cardinals .....	0	3	3	18	3	—	27

### Recap

For the 1st 3 quarters of Arizona's regular season opener, the visiting Lions were spoiling the debut of new head coach Kliff Kingsbury and rookie QB Kyle Murray. Early in the 4th quarter, Detroit went up 18 and to that point had held AZ to just 2 FGs. But down 24-6, Murray shrugged off a challenging start and led the Cards to 21 consecutive points. He threw one TD pass with 5:51 remaining to cut it to 8 and then with :43 left completed a TD pass and two-point conversion to force overtime. After each team notched a FG on their opening possession of OT, the game would end in a rare week 1 tie. In the 4th quarter and OT, Murray was 20-29 passing for 238 yards with 2 TDs & no INTs (116.7 rating). The game's leading receiver was the ageless Larry Fitzgerald (8-113, TD) who also set the franchise record for career games played (235).

Early on Detroit DB Tracy Walker picked off a Murray pass along the sideline midway thru the 1st, setting the Lions up at the AZ24. But on the next snap, LB Chandler Jones sacked QB Matthew Stafford forcing a fumble that Jones recovered himself. The next Lions drive reached the AZ37 and Matt Prater's 55-yard FG made it 3-0. Two plays into the ensuing DET possession, Stafford found WR Danny Amendola open down the right sideline for a 47-yard TD and a 10-0 lead. That lead increased to 17-0 on the next Lions series when Stafford capped a 9-play, 95-yard drive with a 9-yard pass to WR Kenny Golladay. AZ created a spark 2 minutes later when DET's Jamal Agnew muffed a punt and Trent Sherfield recovered at the DET8 with 1:40 before intermission. David Johnson's 7-yard run took it to the 1, but the Cards couldn't punch it in on either of the next 2 plays and Zane Gonzalez's 20-yard FG made it 17-3 at the half.

The 3rd quarter's only points came on a 42-yard Gonzalez FG but early in the 4th, Stafford hit rookie TE T.J. Hockenson with a 23-yard TD pass in the back of the end zone that made it 24-6. Three plays later the Cards faced a 3rd-n-14 at their own 22 when Fitzgerald hauled in a 41-yarder to the DET 37 that set-up another Gonzalez FG. With 5:57 left, Murray ended a 7-play, 70-yard drive with a 27-yard TD pass to David Johnson down the middle that made it an 8-point game (24-17). DET then advanced to its own 49 but AZ forced a punt that LB Dennis Gardeck tipped, setting the Cards up at their own 40. With under a minute to play, they reached the DET4 when Fitzgerald hauled in a TD pass and Christian Kirk tied the game with his catch on the 2-point conversion. AZ won the coin toss in OT and on the 2nd play of it Murray & Fitzgerald connected on a 45-yard pass to the DET23. The Cards would reach the 8 but no further and went up 3 on a 28-yard Gonzalez FG. The Lions responded by advancing to the AZ 15 where Prater's 33-yarder made it 27-27. Each team would get the ball once more. AZ advanced to the DET46 but punted on 4th-n-7 with 1:10 to go. The decision nearly paid off on a 3rd-n-9 at the DET15 with :11 left when Stafford was nearly picked by Tramaine Brock but the veteran DB could not hold on.

### Scoring Drives

TEAM	QTR	TIME	SCORING PLAY	DET	ARI
Lions	2	14:07	M. Prater: 55-yard FG (10-43, 5:38)	3	0
Lions	2	12:23	D. Amendola: 47-yard pass from M. Stafford (M. Prater kick) (2-51, 0:46)	10	0
Lions	2	03:38	K. Golladay: 9-yard pass from M. Stafford (M. Prater kick) (9-95, 6:09)	17	0
Cardinals	2	01:19	Z. Gonzalez: 20-yard FG (4-6, 0:21)	17	3
Cardinals	3	04:38	Z. Gonzalez: 42-yard FG (8-42, 2:34)	17	6
Lions	4	14:47	T. Hockenson: 23-yard pass from M. Stafford (M. Prater kick) (10-82, 4:51)	24	6
Cardinals	4	11:09	D. Johnson: 27-yard pass from K. Murray (Z. Gonzalez kick) (7-70, 2:55)	24	9
Cardinals	4	05:57	L. Fitzgerald: 4-yard pass from K. Murray (9-60, 1:48)	24	16
Cardinals	4	00:43	Z. Gonzalez: 28-yard FG (7-65, 2:43)	24	22
Cardinals	5	07:17	M. Prater: 33-yard FG (8-60, 3:29)	24	27
Lions	5	03:48		27	27

### Detroit Lions

PASSING	ATT	CP	YDS	SK/YD	TD	LG	INT	RTG
Matthew Stafford	45	27	385	3/24	3	47	0	110.0
<b>TOTAL</b>	45	27	385	3/24	3	47	0	110.0

RUSHING	ATT	YDS	AVG	LG	TD
Kerryon Johnson	16	49	3.1	9	0
C.J. Anderson	11	35	3.2	9	0
Matthew Stafford	3	22	7.3	12	0
Ty Johnson	1	6	6.0	6	0
Marvin Jones Jr.	1	4	4.0	4	0
<b>TOTAL</b>	32	116	3.6	12	0

RECEIVING	NO	YDS	AVG	LG	TD
Danny Amendola	7	104	14.9	47	1
T.J. Hockenson	6	121	21.8	39	1
Kenny Golladay	4	42	10.5	13	1
Marvin Jones Jr.	4	56	14.0	23	0
J.D. McKissic	2	24	12.0	12	0
Kerryon Johnson	2	13	6.5	7	0
Jesse James	1	15	15.0	15	0
Nick Bawden	1	0	0.0	0	0
<b>TOTAL</b>	27	385	14.3	47	3

TOP DEFENSE	TOT	SOLO	AST	SCK	YDS	INT
Tracy Walker	9	9	0	0.0	0.0	1
Rashaan Melvin	8	8	0	0.0	0.0	0
Christian Jones	5	5	0	1.0	3.0	0

FIELD GOALS	FGA/FGM	PERCENT
Matt Prater	2-2	100.0
<b>TOTAL</b>	2-2	100.0

### Arizona Cardinals

PASSING	ATT	CP	YDS	SK/YD	TD	LG	INT	RTG
Kyle Murray	54	29	308	5/33	2	45	1	75.2
<b>TOTAL</b>	54	29	308	5/33	2	45	1	75.2

RUSHING	ATT	YDS	AVG	LG	TD
David Johnson	18	82	4.6	18	0
Kyle Murray	3	13	4.3	9	0
Christian Kirk	1	12	12.0	12	0
Chase Edmonds	1	5	5.0	5	0
<b>TOTAL</b>	23	112	4.9	18	0

RECEIVING	NO	YDS	AVG	LG	TD
Larry Fitzgerald	8	113	14.1	45	1
David Johnson	6	55	9.2	27	1
KeeSean Johnson	5	46	9.2	15	0
Christian Kirk	4	32	8.0	10	0
Damiere Byrd	4	42	10.5	19	0
Charles Clay	1	5	5.0	5	0
Maxx Williams	1	15	15.0	15	0
<b>TOTAL</b>	29	308	10.6	45	2

TOP DEFENSE	TOT	SOLO	AST	SCK	YDS	INT
Jordan Hicks	16	13	3	0.0	0.0	0
Budda Baker	9	7	2	0.0	0.0	0
Chandler Jones	9	7	2	1.0	10.0	0

FIELD GOALS	FGA/FGM	PERCENT
Zane Gonzalez	4-4	100.0
<b>TOTAL</b>	4-4	100.0

### Team Statistics

	Lions	Cardinals
First Downs	23	21
Total Net Yards	477	387
Rushes/Net Yards	32/116	23/112
Net Passing	361	275
Pass Attempts/Completions	45/27	54/29
Had Intercepted	0	1
Sacked/Yards Lost	3/24	5/33
Punts/Average	8/39.3	8/47.5
Penalties/Yards	9/59	7/35
Fumbles/Lost	3/2	0/0
Possession Time	39:23	30:37

# CARDINALS GAME SUMMARIES



17

## WEEK 2

Arizona Cardinals 17, Baltimore Ravens 23  
70,126 ■ M&T Stadium ■ Sep 15, 2019



23

Arizona Cardinals .....	3	3	3	8	—	17
Baltimore Ravens .....	7	10	0	6	—	23

### Recap

In week 2 at Baltimore, the Cardinals faced a Ravens team that scored 59 points and 8 touchdowns in its season opening win at Miami 7 days earlier. It was also a showdown of young, dynamic QBs pitting AZ's rookie Kyle Murray vs. BAL's 2nd-year player Lamar Jackson. Neither disappointed. Jackson threw for 272 yards and a pair of touchdowns while adding another 120 yards on the ground. Murray completed 25 of 40 passes for 349 yards and joined Cam Newton as the only players in NFL history to eclipse 300 passing yards in their 1st two career games. Early in the 4th quarter, Murray led a 79-yard TD drive that pulled the Cards to within 3 points. After a Ravens FG on the ensuing drive made it a 6-point game, AZ got it back twice more with the chance to score a go-ahead TD but was not able. WR Christian Kirk finished with his 1st career 100-yard day and led all receivers with 114 yards on 6 catches. Fellow wideout Larry Fitzgerald topped the century mark for the 2nd straight week and finished with 5 receptions for 104 yards. The loss dropped the Cards to 0-1-1 while the Ravens improved to 2-0.

Baltimore opened the scoring on its first possession when Jackson's 27-yard scoring pass to TE Mark Andrews capped a 7-play, 94-yard drive. The Ravens penetrated AZ territory on their next drive but turned it over on downs thanks to a Cards stop on 4th-n-3 at the AZ43. Murray then completed 4 straight passes to get AZ to the Ravens 4 but AZ came away with just a Zane Gonzalez FG that made it 7-3. After Justin Tucker's 33-yarder made it 10-3 on the next series, the Cards again marched into the red zone. They got as far as the 4 but had to settle for a short Gonzalez FG. The Ravens then went up 17-6 just before halftime thanks to a 1-yard Jackson TD pass to TE Hayden Hurst at the end of an 85-yard drive.

On its 1st possession of the 3rd quarter, the AZ offense again reached the Baltimore 5 thanks to 4 Murray completions that included a 40-yarder to Fitzgerald. For the 3rd time they came away with a Gonzalez FG and the score was 17-9. The next series saw the Ravens reach the 6 but they too had to settle for a short FG that made it 20-9 early in the 4th. On the next play from scrimmage, Murray & Fitzgerald connected to a 54-yard completion to the 25 and 3 plays later, David Johnson ran it in from a yard out. That TD combined with a Murray to KeeSean Johnson pass on the 2-point try made it 20-17 with 12:52 left. Tucker's 51-yard FG midway thru the 4th made it a 6-point game. The Cards would get the ball back twice more but could not threaten. With 3:13 remaining, the Ravens faced a 3rd-n-11 at their own 44 when Jackson hit rookie WR Marquise Brown deep down the right sideline for a 41-yard game that iced the game.

### Scoring Drives

TEAM	QTR	TIME	SCORING PLAY	ARI	BAL
Ravens	1	08:06	M. Andrews: 27-yard pass from L. Jackson (J. Tucker kick) (7-94, 3:56)	0	7
Cardinals	1	02:18	Z. Gonzalez: 22-yard FG (7-53, 2:16)	3	7
Ravens	2	14:07	J. Tucker: 33-yard FG (9-60, 3:11)	3	10
Cardinals	2	08:31	Z. Gonzalez: 21-yard FG (13-83, 5:36)	6	10
Ravens	2	03:49	H. Hurst: 1-yard pass from L. Jackson (J. Tucker kick) (9-85, 4:42)	6	17
Cardinals	3	09:00	Z. Gonzalez: 21-yard FG (9-81, 3:48)	9	17
Ravens	3	14:56	J. Tucker: 28-yard FG (16-70, 9:04)	9	20
Cardinals	4	12:52	D. Johnson: 1-yard run (4-79, 2:04)	15	20
Ravens	4	08:56	J. Tucker: 51-yard FG (9-42, 3:56)	17	23

### Arizona Cardinals

PASSING	ATT	CP	YDS	SK/YD	TD	LG	INT	RTG
Kyle Murray	40	25	349	3/20	0	54	0	90.5
<b>TOTAL</b>	<b>40</b>	<b>25</b>	<b>349</b>	<b>3/20</b>	<b>0</b>	<b>54</b>	<b>0</b>	<b>90.5</b>

RUSHING	ATT	YDS	AVG	LG	TD
David Johnson	7	14	2.0	4	1
Kyle Murray	3	4	1.3	7	0
Chase Edmonds	1	2	2.0	2	0
<b>TOTAL</b>	<b>11</b>	<b>20</b>	<b>1.8</b>	<b>7</b>	<b>1</b>

RECEIVING	NO	YDS	AVG	LG	TD
Christian Kirk	6	114	19.0	34	0
Damiere Byrd	6	45	7.5	13	0
Larry Fitzgerald	5	104	20.8	54	0
Chase Edmonds	2	15	7.5	10	0
Michael Crabtree	2	13	6.5	9	0
Charles Clay	1	6	6.0	6	0
David Johnson	1	0	0.0	0	0
KeeSean Johnson	1	31	31.0	31	0
Maxx Williams	1	21	21.0	21	0
<b>TOTAL</b>	<b>25</b>	<b>349</b>	<b>14.0</b>	<b>54</b>	<b>0</b>

TOP DEFENSE	TOT	SOLO	AST	SCK	YDS	INT
Budda Baker	12	6	6	0.0	0.0	0
Jordan Hicks	12	10	2	0.0	0.0	0
D.J. Swearinger Sr.	10	8	2	0.0	0.0	0

FIELD GOALS	FGA/FGM	PERCENT
Zane Gonzalez	3-3	100.0
<b>TOTAL</b>	<b>3-3</b>	<b>100.0</b>

### Baltimore Ravens

PASSING	ATT	CP	YDS	SK/YD	TD	LG	INT	RTG
Lamar Jackson	37	24	272	2/14	2	41	0	104.8
<b>TOTAL</b>	<b>37</b>	<b>24</b>	<b>272</b>	<b>2/14</b>	<b>2</b>	<b>41</b>	<b>0</b>	<b>104.8</b>

RUSHING	ATT	YDS	AVG	LG	TD
Lamar Jackson	16	120	7.5	19	0
Mark Ingram	13	47	3.6	16	0
Gus Edwards	3	11	3.7	4	0
Justice Hill	1	4	4.0	4	0
<b>TOTAL</b>	<b>33</b>	<b>182</b>	<b>5.5</b>	<b>19</b>	<b>0</b>

RECEIVING	NO	YDS	AVG	LG	TD
Mark Andrews	8	112	14.0	28	1
Marquise Brown	8	86	10.8	41	0
Mark Ingram	2	30	15.0	20	0
Hayden Hurst	1	1	1.0	1	1
Justice Hill	1	10	10.0	10	0
Miles Boykin	1	11	11.0	11	0
Nick Boyle	1	14	14.0	14	0
Patrick Ricard	1	3	3.0	3	0
Willie Snead IV	1	5	5.0	5	0
<b>TOTAL</b>	<b>24</b>	<b>272</b>	<b>11.3</b>	<b>41</b>	<b>2</b>

TOP DEFENSE	TOT	SOLO	AST	SCK	YDS	INT
Brandon Carr	7	6	1	1.0	7.0	0
Marlon Humphrey	6	5	1	0.0	0.0	0
Anthony Averett	4	4	0	0.0	0.0	0

FIELD GOALS	FGA/FGM	PERCENT
Justin Tucker	3-3	100.0
<b>TOTAL</b>	<b>3-3</b>	<b>100.0</b>

### Team Statistics

	Cardinals	Ravens
First Downs	15	26
Total Net Yards	349	440
Rushes/Net Yards	11/20	33/182
Net Passing	329	258
Pass Attempts/Completions	40/25	37/24
Had Intercepted	0	0
Sacked/Yards Lost	3/20	2/14
Punts/Average	5/53.4	3/43.0
Penalties/Yards	8/70	10/62
Fumbles/Lost	1/0	2/0
Possession Time	22:22	37:38

# CARDINALS GAME SUMMARIES



## WEEK 3

Carolina Panthers 38, Arizona Cardinals 20

60,104 ■ State Farm Stadium ■ Sep 22, 2019



Carolina Panthers .....	0	14	14	10	—	38
Arizona Cardinals .....	7	3	10	0	—	20

### Recap

Hosting the Panthers in week 3, the Cardinals took a 17-14 lead early in the 3rd quarter on a 3-yard TD catch & run by RB David Johnson. From there, though, Carolina outscored Arizona 24-3 on the strength of big plays, a pair of AZ turnovers and the right arm of young back-up QB Kyle Allen. The Scottsdale native and one-time college teammate of Cards starter Kyle Murray made his 2nd career start in place of Cam Newton and threw for 261 yards and 4 TDs. Two of the TD passes went to TE Greg Olsen while RB Christian McCaffrey ran for 153 yards and a score to pace the Panthers.

On the game's opening drive, Carolina reached the AZ15 where they faced a 3rd-n-5. Cards LB Chandler Jones came off the edge and strip-sacked Allen, forcing a fumble that he recovered himself at the CAR26. From there the AZ offense methodically moved 74 yards in 14 plays and Murray ended it with a 1-yard TD pass to Larry Fitzgerald. On that drive Murray completed 7 of 8 passes and ran 3 times for 28 yards. Carolina answered quickly. WR Curtis Samuel's 5-yard catch in the back of the end zone capped an 11-play, 75-yard drive and the game was tied at 7 early in the 2nd. Late in the quarter, the Cards advanced to the CAR18 and Zane Gonzalez's 34-yard FG made it 10-7 with 1:36 to go before halftime. That was more than enough time for Carolina. On the 3rd play of the next drive, Allen connected on a deep crossing pattern with WR D.J. Moore who turned it into a 52-yard score. The Cardinals nearly answered on the next snap from scrimmage when Murray appeared to hit Christian Kirk on a huge pass play down the deep middle but the WR could not hold on and the Panthers led 14-10 at intermission.

The Cards got the ball to open the 2nd half and took the lead on that possession; on 3rd-n-goal from the 3, Murray hit Johnson with a short pass that the RB muscled into the end zone to give AZ a 3-point lead. The Panthers again had an answer and ended a 7-play, 80-yard drive with Allen's 3-yard scoring pass to Olsen that put Carolina back up 21-17. The Cards looked like they'd reclaim the lead when WR Trent Sherfield was wide open down the left sideline but he and Murray could not connect and a 47-yard Gonzalez FG trimmed the lead to 1. However, on the 2nd play of the next drive McCaffrey would burst thru the middle for a 76-yard TD run that made it 28-20. Things went from bad to worse for AZ two plays later when CB Donte Jackson picked off Murray and returned it to the AZ22. Another 3-yard Olsen TD catch followed and in the blink of an eye, the Panthers suddenly had a 15-point lead with 13:32 remaining. The Cardinals would get no closer and a 36-yard Joey Slye FG with 4:27 left provided the game's final points.

### Scoring Drives

TEAM	QTR	TIME	SCORING PLAY	CAR	ARI
Cardinals	1	04:30	L. Fitzgerald: 1-yard pass from K. Murray (Z. Gonzalez kick) (14-74, 6:17)	0	7
Panthers	2	14:09	C. Samuel: 5-yard pass from K. Allen (J. Slye kick) (11-75, 5:21)	7	7
Cardinals	2	01:36	Z. Gonzalez: 34-yard FG (15-53, 5:58)	7	10
Panthers	2	00:49	D. Moore: 52-yard pass from K. Allen (J. Slye kick) (3-75, 0:47)	14	10
Cardinals	3	11:20	D. Johnson: 3-yard pass from K. Murray (Z. Gonzalez kick) (9-75, 3:40)	14	17
Panthers	3	07:44	G. Olsen: 3-yard pass from K. Allen (J. Slye kick) (7-80, 3:36)	21	17
Cardinals	3	02:47	Z. Gonzalez: 47-yard FG (12-49, 4:50)	21	20
Panthers	3	01:53	C. McCaffrey: 76-yard run (J. Slye kick) (2-84, 0:54)	28	20
Panthers	4	13:32	G. Olsen: 3-yard pass from K. Allen (J. Slye kick) (6-22, 2:42)	35	20
Panthers	4	04:27	J. Slye: 36-yard FG (4-4, 0:18)	38	20

### Carolina Panthers

PASSING	ATT	CP	YDS	SK/YD	TD	LG	INT	RTG
Kyle Allen	26	19	261	2/21	4	52	0	144.4
<b>TOTAL</b>	<b>26</b>	<b>19</b>	<b>261</b>	<b>2/21</b>	<b>4</b>	<b>52</b>	<b>0</b>	<b>144.4</b>
RUSHING	ATT	YDS	AVG	LG	TD			
Christian McCaffrey	24	153	6.4	76t	1			
D.J. Moore	1	12	12.0	12	0			
Reggie Bonnafon	2	5	2.5	4	0			
Alex Armah	1	4	4.0	4	0			
Kyle Allen	3	-1	-0.3	1	0			
<b>TOTAL</b>	<b>31</b>	<b>173</b>	<b>5.6</b>	<b>76</b>	<b>1</b>			
RECEIVING	NO	YDS	AVG	LG	TD			
Greg Olsen	6	75	12.5	20	2			
Curtis Samuel	5	53	10.6	15	1			
Christian McCaffrey	3	35	11.7	18	0			
Jarius Wright	2	38	19.0	33	0			
Alex Armah	1	2	2.0	2	0			
Chris Hogan	1	6	6.0	6	0			
D.J. Moore	1	52	52.0	52t	1			
<b>TOTAL</b>	<b>19</b>	<b>261</b>	<b>13.7</b>	<b>52</b>	<b>4</b>			
TOP DEFENSE	TOT	SOLO	AST	SCK	YDS	INT		
Shaq Thompson	11	9	2	1.0	4.0	0		
Luke Kuechly	10	8	2	0.0	0.0	0		
Eric Reid	6	6	0	1.0	1.0	0		
FIELD GOALS	FGA/FGM	PERCENT						
Joey Slye	1-1	100.0						
<b>TOTAL</b>	<b>1-1</b>	<b>100.0</b>						

### Arizona Cardinals

PASSING	ATT	CP	YDS	SK/YD	TD	LG	INT	RTG
Kyle Murray	43	30	173	8/46	2	23	2	73.1
<b>TOTAL</b>	<b>43</b>	<b>30</b>	<b>173</b>	<b>8/46</b>	<b>2</b>	<b>23</b>	<b>2</b>	<b>73.1</b>
RUSHING	ATT	YDS	AVG	LG	TD			
Kyle Murray	8	69	8.6	20	0			
David Johnson	11	37	3.4	15	0			
Chase Edmonds	3	15	5.0	8	0			
<b>TOTAL</b>	<b>22</b>	<b>121</b>	<b>5.5</b>	<b>20</b>	<b>0</b>			
RECEIVING	NO	YDS	AVG	LG	TD			
Christian Kirk	10	59	5.9	13	0			
David Johnson	6	28	4.7	17	1			
Larry Fitzgerald	5	36	7.2	23	1			
KeeSean Johnson	3	13	4.3	5	0			
Damiere Byrd	2	9	4.5	11	0			
Michael Crabtree	2	9	4.5	6	0			
Charles Clay	1	9	9.0	9	0			
Chase Edmonds	1	10	10.0	10	0			
<b>TOTAL</b>	<b>30</b>	<b>173</b>	<b>5.8</b>	<b>23</b>	<b>2</b>			
TOP DEFENSE	TOT	SOLO	AST	SCK	YDS	INT		
Haason Reddick	11	8	3	0.0	0.0	0		
Jordan Hicks	11	7	4	0.0	0.0	0		
Budda Baker	6	4	2	0.0	0.0	0		
FIELD GOALS	FGA/FGM	PERCENT						
Zane Gonzalez	2-2	100.0						
<b>TOTAL</b>	<b>2-2</b>	<b>100.0</b>						

### Team Statistics

	Panthers	Cardinals
First Downs	21	21
Total Net Yards	413	248
Rushes/Net Yards	31/173	22/121
Net Passing	240	127
Pass Attempts/Completions	26/19	43/30
Had Intercepted	0	2
Sacked/Yards Lost	2/21	8/46
Punts/Average	3/48.3	5/42.4
Penalties/Yards	3/35	7/52
Fumbles/Lost	2/1	0/0
Possession Time	28:16	31:44

# CARDINALS GAME SUMMARIES



## WEEK 4 Seattle Seahawks 27, Arizona Cardinals 10 60,500 ■ State Farm Stadium ■ Sep 29, 2019



Seattle Seahawks	.....	10	10	0	7	—	27
Arizona Cardinals	.....	0	3	0	7	—	10

### Recap

In a week 4 match-up that was the 1st divisional contest for each team, the Cardinals hosted the Seahawks at State Farm Stadium. The game was nearly even in most statistical categories including 1st downs (21-20), offensive plays (59-59) rushing yards (115-115) and passing yards (225-206). But in the only category that counts, Seattle outscored the Cards 27-10 by capitalizing on its big plays and scoring opportunities while the Cards did not. With the victory, the Seahawks improved to 3-1 while Arizona fell to 0-3-1.

RB David Johnson led the Cardinals with 139 total yards from scrimmage, including 99 receiving yards on 8 catches. With his 5 receptions, WR Larry Fitzgerald moved passed TE Tony Gonzalez into 2nd place on the NFL's all-time receptions list behind only Jerry Rice.

Arizona got the ball to open the game and advanced to the Seattle 25 on that possession but came away with no points when Zane Gonzalez was wide on his 43-yard FG try. It was his first miss of the year after starting the season 9-for-9 on FGs. The Seahawks then moved 52 yards in 10 plays to the AZ15 but their drive stalled there and Jason Myers' 33-yard kick made it 3-0. Two plays later the lead instantly grew to 10-0 when Seahawks DE Jadeveon Clowney snared Kyler Murray's screen pass attempt to David Johnson near the line of scrimmage and returned it 27 yards for a TD. On the next AZ drive, Murray & Johnson did connect, this time on a short pass that the RB took that 31 yards down the middle of the field. It led to a 33-yard Gonzalez FG that made it 10-3. But Seattle would push it to 17-3 on the next series when consecutive Russell Wilson passes picked up 32 & 28 yards and his 9-yard TD toss to TE Will Dissly capped the drive. The Cards were in position to answer on their next series when they reached the SEA30 but another FG miss – this one from 48 – kept the Seahawks lead at 14. A short Myers FG (24) in the closing seconds of the half made it 20-7 at intermission.

The AZ defense forced punts on all 3 Seattle possessions in the 3rd quarter and when Murray capped an 8-play, 80-yard drive with his 1st career rushing TD (9 yards), the score was 20-10 with 10:21 remaining. However, SEA would chew off most of that time on its next drive. It covered 75 yards in 15 plays and consumed 8:08. The possession was aided by a pair of AZ personal fouls and ended with a 9-yard C.J. Prosise TD run that made the final score 27-10.

### Scoring Drives

TEAM	QTR	TIME	SCORING PLAY	SEA	ARI
Seahawks	1	04:59	J. Myers: 33-yard FG (11-52, 4:44)	3	0
Seahawks	1	04:15	J. Clowney: 27-yard interception return (J. Myers kick)	10	0
Cardinals	2	13:49	Z. Gonzalez: 33-yard FG (12-60, 5:26)	10	3
Seahawks	2	10:48	W. Dissly: 9-yard pass from R. Wilson (J. Myers kick) (6-75, 3:01)	17	3
Seahawks	2	00:17	J. Myers: 24-yard FG (10-50, 3:53)	20	3
Cardinals	4	10:21	K. Murray: 9-yard run (Z. Gonzalez kick) (8-80, 3:11)	20	10
Seahawks	4	02:13	C. Prosise: 9-yard run (J. Myers kick) (15-75, 8:08)	27	10

### Seattle Seahawks

PASSING	ATT	CP	YDS	SK/YD	TD	LG	INT	RTG
Russell Wilson	28	22	240	4/15	1	32	0	114.3
<b>TOTAL</b>	<b>28</b>	<b>22</b>	<b>240</b>	<b>4/15</b>	<b>1</b>	<b>32</b>	<b>0</b>	<b>114.3</b>

RUSHING	ATT	YDS	AVG	LG	TD
Chris Carson	22	104	4.7	12	0
Russell Wilson	2	7	3.5	5	0
C.J. Prosise	3	4	1.3	9t	1
<b>TOTAL</b>	<b>27</b>	<b>115</b>	<b>4.3</b>	<b>12</b>	<b>1</b>

RECEIVING	NO	YDS	AVG	LG	TD
Will Dissly	7	57	8.1	17	1
Chris Carson	4	41	10.3	17	0
Tyler Lockett	4	51	12.8	28	0
Jaron Brown	3	50	16.7	32	0
Luke Willson	2	26	13.0	17	0
DK Metcalf	1	6	6.0	6	0
David Moore	1	9	9.0	9	0
<b>TOTAL</b>	<b>22</b>	<b>240</b>	<b>10.9</b>	<b>32</b>	<b>1</b>

TOP DEFENSE	TOT	SOLO	AST	SCK	YDS	INT
Bobby Wagner	11	6	5	0.0	0.0	0
K.J. Wright	7	2	5	0.0	0.0	0
Shaquill Griffin	7	3	4	0.0	0.0	0

FIELD GOALS	FGA/FGM	PERCENT
Jason Myers	2-2	100.0
<b>TOTAL</b>	<b>2-2</b>	<b>100.0</b>

### Arizona Cardinals

PASSING	ATT	CP	YDS	SK/YD	TD	LG	INT	RTG
Kyler Murray	32	22	241	4/35	0	31	1	77.7
<b>TOTAL</b>	<b>32</b>	<b>22</b>	<b>241</b>	<b>4/35</b>	<b>0</b>	<b>31</b>	<b>1</b>	<b>77.7</b>

RUSHING	ATT	YDS	AVG	LG	TD
David Johnson	11	40	3.6	14	0
Chase Edmonds	6	37	6.2	10	0
Kyler Murray	4	27	6.8	15	1
Christian Kirk	1	6	6.0	6	0
Andy Isabella	1	5	5.0	5	0
<b>TOTAL</b>	<b>23</b>	<b>115</b>	<b>5.0</b>	<b>15</b>	<b>1</b>

RECEIVING	NO	YDS	AVG	LG	TD
David Johnson	8	99	12.4	31	0
Larry Fitzgerald	5	47	9.4	15	0
Christian Kirk	4	37	9.3	18	0
KeeSean Johnson	2	19	9.5	11	0
Charles Clay	1	3	3.0	3	0
Maxx Williams	1	21	21.0	21	0
Trent Sherfield	1	15	15.0	15	0
<b>TOTAL</b>	<b>22</b>	<b>241</b>	<b>11.0</b>	<b>31</b>	<b>0</b>

TOP DEFENSE	TOT	SOLO	AST	SCK	YDS	INT
Jordan Hicks	12	10	2	0.5	2.5	0
Haason Reddick	10	5	5	1.0	0.0	0
D.J. Swearinger Sr.	8	6	2	0.0	0.0	0

FIELD GOALS	FGA/FGM	PERCENT
Zane Gonzalez	3-1	33.3
<b>TOTAL</b>	<b>3-1</b>	<b>33.3</b>

### Team Statistics

	Seahawks	Cardinals
First Downs	21	20
Total Net Yards	340	321
Rushes/Net Yards	27/115	23/115
Net Passing	225	206
Pass Attempts/Completions	28/22	32/22
Had Intercepted	0	1
Sacked/Yards Lost	4/15	4/35
Punts/Average	4/42.8	3/47.0
Penalties/Yards	7/65	7/44
Fumbles/Lost	3/0	0/0
Possession Time	33:24	26:36

# CARDINALS GAME SUMMARIES



## WEEK 5

Arizona Cardinals 26, Cincinnati Bengals 23

46,012 ■ Paul Brown Stadium ■ Oct 6, 2019



Arizona Cardinals .....	7	6	0	13	—	26
Cincinnati Bengals .....	3	3	3	14	—	23

The Cards offense amassed 514 total yards, its most since 2015, and gained 266 rushing yards, the most since 2011. QB Kyle Murray led the way with 93 rushing yards (10 attempts), the 3rd-highest total ever by a Cardinals QB and the most since 1958. Arizona would need every single one of them to earn a hard-fought 26-23 walk-off victory in Cincinnati. RB Chase Edmonds' 37-yard TD scamper down the left sideline put the Cards up 23-9 with 7:13 to play. But the Bengals, who had been held out of the end zone all game, mounted back-to-back TD drives and tied the contest at 23 with exactly 2:00 remaining. That was just enough time for Murray to lead the Cardinals down the field and set-up Zane Gonzalez's 31-yard FG that sailed thru the uprights as time expired. The win improved AZ to 1-3-1 on the season while Cincy fell to 0-5. It came just 4 days after the passing of long-time Cards owner Bill Bidwill and was also the first win for 1st-year head coach Kliff Kingsbury; both occasions were marked with game ball presentations in the post-game locker room.

The Bengals opened the game's scoring on their 1st offensive possession, moving 65 yards in 12 plays but came away with just 3 points via a 23-yard Randy Bullock FG. RB Joe Mixon ran 8 times for 60 yards on that drive but the rest of the game would be limited to just 33 yards on 11 rushes. The Cards answered with a lengthy drive of their own that penetrated deep into Bengals territory. Looking at 4th-n-2 from the 6, Kingsbury opted to go for it and Murray validated his faith by taking it 6 yards off the left side for a TD. Up 7-3, AZ had a chance for more its next possession but it stalled at the 19 and Gonzalez was wide right from 37 yards. Later in the 2nd quarter, he was true from 23, capping a 12-play, 75-yard AZ drive and the Cards were up 10-3. Brandon Wilson returned the ensuing kickoff 52 yards to midfield and that set-up a 48-yard Bullock FG that made it 10-6. In the closing seconds of the 1st half, AZ reached the Cincy 1-yard line but got no closer and Gonzalez's 20-yarder made it 13-6 at intermission.

Bullock provided the only points of the 3rd quarter when his 23-yarder midway thru made it 13-9. On the Bengals next possession, they faced a 4th-n-1 at their own 42 and went for it but the Cards D stopped Andy Dalton at the line of scrimmage to turn it over on downs. Three plays later, the Cards had a 3rd-n-7 at the 39 when Murray lofted it down the middle and Pharoah Cooper made a diving catch for a 28-yard gain to 11. That led to another short Gonzalez FG, this one from 22 that made it 16-9 early in the 4th. After a Bengals punt, the Cards moved to the CIN37 on a 17-yard completion to David Johnson. On the next play, Edmonds ran it around the left end for the TD that gave AZ a 14-point lead midway thru the 4th. The Bengals would not go away. Dalton led them 79 yards in 10 plays and threw a 2-yard TD toss to Auden Tate, trimming the deficit to 7. After a 3-n-out by the Cards, CIN took over at its 19 with 3:41 left. A 29-yard completion to Tyler Boyd moved it to the 48. After back-to-back runs gained 10, Dalton hit Boyd for a 42-yard TD crossing the deep middle to tie it. AZ's offense then rose to the occasion. After an 8-yard Johnson run on the 1st play, the RB hauled in a 24-yard pass from Murray, tight-roping the sideline in front of the Cincy bench. A play later Murray scrambled 24 yards to the 15 and a play after that, Gonzalez nailed the game winner from 31.

### Scoring Drives

TEAM	QTR	TIME	SCORING PLAY	ARI	CIN
Bengals	1	08:28	R. Bullock: 23-yard FG (12-65, 5:39)	0	3
Cardinals	1	03:40	K. Murray: 6-yard run (Z. Gonzalez kick) (9-68, 4:48)	7	3
Cardinals	2	05:09	Z. Gonzalez: 23-yard FG (12-75, 5:01)	10	3
Bengals	2	03:27	R. Bullock: 48-yard FG (5-20, 1:42)	10	6
Cardinals	2	00:00	Z. Gonzalez: 20-yard FG (12-73, 3:27)	13	6
Bengals	3	08:34	R. Bullock: 23-yard FG (15-70, 6:26)	13	9
Cardinals	4	13:25	Z. Gonzalez: 22-yard FG (7-38, 3:12)	16	9
Cardinals	4	07:13	C. Edmonds: 37-yard run (Z. Gonzalez kick) (6-78, 3:08)	23	9
Bengals	4	04:08	A. Tate: 2-yard pass from A. Dalton (R. Bullock kick) (10-79, 3:05)	23	16
Bengals	4	02:00	T. Boyd: 42-yard pass from A. Dalton (R. Bullock kick) (4-81, 1:41)	23	23
Cardinals	4	00:00	Z. Gonzalez: 31-yard FG (6-62, 2:00)	26	23

### Arizona Cardinals

PASSING	ATT	CP	YDS	SK/YD	TD	LG	INT	RTG
Kyle Murray	32	20	253	1/5	0	28	0	87.1
<b>TOTAL</b>	<b>32</b>	<b>20</b>	<b>253</b>	<b>1/5</b>	<b>0</b>	<b>28</b>	<b>0</b>	<b>87.1</b>

RUSHING	ATT	YDS	AVG	LG	TD
Kyle Murray	10	93	9.3	24	1
David Johnson	17	91	5.4	17	0
Chase Edmonds	8	68	8.5	37t	1
Andy Isabella	2	11	5.5	6	0
KeeSean Johnson	1	3	3.0	3	0
<b>TOTAL</b>	<b>38</b>	<b>266</b>	<b>7.0</b>	<b>37</b>	<b>2</b>

RECEIVING	NO	YDS	AVG	LG	TD
Larry Fitzgerald	6	58	9.7	17	0
Chase Edmonds	3	18	6.0	8	0
David Johnson	3	65	21.7	24	0
KeeSean Johnson	3	22	7.3	9	0
Pharoah Cooper	2	33	16.5	28	0
Charles Clay	1	27	27.0	27	0
Maxx Williams	1	7	7.0	7	0
Trent Sherfield	1	23	23.0	23	0
<b>TOTAL</b>	<b>20</b>	<b>253</b>	<b>12.7</b>	<b>28</b>	<b>0</b>

TOP DEFENSE	TOT	SOLO	AST	SCK	YDS	INT
Byron Murphy Jr.	9	8	1	0.0	0.0	0
Jalen Thompson	8	5	3	0.0	0.0	0
Jonathan Bullard	8	6	2	0.0	0.0	0

FIELD GOALS	FGA/FGM	PERCENT
Zane Gonzalez	5-4	80.0
<b>TOTAL</b>	<b>5-4</b>	<b>80.0</b>

### Cincinnati Bengals

PASSING	ATT	CP	YDS	SK/YD	TD	LG	INT	RTG
Andy Dalton	38	27	262	1/0	2	42	0	107.6
<b>TOTAL</b>	<b>38</b>	<b>27</b>	<b>262</b>	<b>1/0</b>	<b>2</b>	<b>42</b>	<b>0</b>	<b>107.6</b>

RUSHING	ATT	YDS	AVG	LG	TD
Joe Mixon	19	93	4.9	18	0
Giovani Bernard	2	10	5.0	9	0
Andy Dalton	2	5	2.5	5	0
<b>TOTAL</b>	<b>23</b>	<b>108</b>	<b>4.7</b>	<b>18</b>	<b>0</b>

RECEIVING	NO	YDS	AVG	LG	TD
Tyler Boyd	10	123	12.3	42t	1
Damion Willis	4	38	9.5	12	0
Auden Tate	3	26	8.7	15	1
Giovani Bernard	3	16	5.3	7	0
C.J. Uzomah	2	16	8.0	8	0
Tyler Eifert	2	14	7.0	7	0
Alex Erickson	1	7	7.0	7	0
Joe Mixon	1	16	16.0	16	0
Stanley Morgan	1	6	6.0	6	0
<b>TOTAL</b>	<b>27</b>	<b>262</b>	<b>9.7</b>	<b>42</b>	<b>2</b>

TOP DEFENSE	TOT	SOLO	AST	SCK	YDS	INT
Nick Vigil	13	6	7	0.0	0.0	0
Shawn Williams	13	11	2	0.0	0.0	0
Dre Kirkpatrick	8	6	2	0.0	0.0	0

FIELD GOALS	FGA/FGM	PERCENT
Randy Bullock	3-3	100.0
<b>TOTAL</b>	<b>3-3</b>	<b>100.0</b>

### Team Statistics

	Cardinals	Bengals
First Downs	26	21
Total Net Yards	514	370
Rushes/Net Yards	38/266	23/108
Net Passing	248	262
Pass Attempts/Completions	32/20	38/27
Had Intercepted	0	0
Sacked/Yards Lost	1/5	1/0
Punts/Average	3/50.0	3/49.0
Penalties/Yards	12/96	7/60
Fumbles/Lost	0/0	1/0
Possession Time	31:03	28:57

# CARDINALS GAME SUMMARIES



**WEEK 6**  
**Atlanta Falcons 33, Arizona Cardinals 34**  
**60,140 State Farm Stadium Oct 13, 2019**

<b>Atlanta Falcons</b> .....	<b>7</b>	<b>3</b>	<b>10</b>	<b>13</b>	<b>—</b>	<b>33</b>
<b>Arizona Cardinals</b> .....	<b>3</b>	<b>17</b>	<b>7</b>	<b>7</b>	<b>—</b>	<b>34</b>

The Cardinals offense scored on its first 5 possessions of the game (3 TDs, 2 FGs) for the first time since 2009 and held a 27-10 lead early in the 3rd quarter. However, the visiting Falcons would catch fire and comeback with 23 points in the 2nd half of a back-n-forth affair that would come down to the wire. Cards RB David Johnson scored his 2nd TD of the game with a diving catch of a Kyler Murray pass in the end zone that put AZ up 34-27 with 5:12 remaining. ATL QB Matt Ryan quickly led the Falcons down the field and with 1:53 remaining tossed a 12-yard scoring pass to RB Devonta Freeman; however on the pivotal game-tying PAT, veteran Matt Bryant missed it to the left. Needing one 1st down to salt the game away, Murray ran for exactly 5 on 3rd-n-5 to win the game. The rookie signal-caller was sharp all afternoon, completing 27 of 37 passes for 340 yards with 3 TDs, no INTs and no sacks while finishing with a 128.2 passer rating. The win was Arizona's 2nd straight and improved the Cards to 2-3-1 on the season. For the Falcons, it was their 4th straight loss and dropped them to 1-5.

Atlanta opened the scoring on the game's 1st series when Ryan's 9-yard TD pass to WR Calvin Ridley capped a 10-play, 80-yard drive. The Cards answered with a 39-yard Zane Gonzalez FG and then took the lead on their next possession. Murray hit WR Damiere Byrd with a 58-yard bomb to the 1 and 2 plays later, he found RB Chase Edmonds for a TD. A 9-yard sack by Corey Peters and Rodney Gunter on 3rd down sent the Falcons 31-out and the Cards moved quickly. On 3 consecutive plays AZ moved to the 1 thanks to a 17-yard Johnson run, a 30-yard Johnson catch-n-run, and a short pass to Edmonds that picked up 31. From there Johnson punched it in from a yard away to make it 17-7. A 29-yard Bryant FG made it 17-10 but just before intermission, Gonzalez pushed the lead back to 10 with his 22-yard FG, making it 20-10 at halftime.

The Cards got the ball to open the 2nd half and advanced to the ATL35 where they faced a 4th-n-2. Opting to go for it, TE Charles Clay moved the chains on a 6-yard catch. Two plays later, his fellow TE Maxx Williams caught a cross-field pass from Murray that he took for a TD. Down 27-10, Atlanta started its comeback. A 44-yard Bryant FG was followed by a 93-yard scoring drive that ended when Freeman & Ryan connected on a 7-yard TD pass that made it 27-20 with 1:02 left in the 3rd. After an AZ punt, Ryan moved the Falcons 83 yards in 8 plays and found TE Austin Hooper with a 6-yard game-tying TD. After the teams traded punts, the Cardinals advanced deep into ATL territory and faced a 3rd-n-5 at the 14. Murray lofted a pass into the end zone in Johnson's direction and despite being interfered with, the RB made an incredible diving grab to put AZ up 34-27. The Falcons were not done. Ryan led them 75 yards in 7 plays and again found Freeman for a TD. But this time Bryant did not add the PAT and the Cards still led by 1 with 1:53 remaining. Because ATL had 2 timeouts, one AZ 1st down would be enough to end the game. On 3rd-n-5, Murray kept it around the right end and the spot gave the Cards the pivotal 1st down.

## Scoring Drives

TEAM	QTR	TIME	SCORING PLAY	ATL	ARI
Falcons	1	09:25	C. Ridley: 9-yard pass from M. Ryan (M. Bryant kick) (10-80, 5:37)	7	3
Cardinals	1	05:41	Z. Gonzalez: 39-yard FG (9-57, 3:42)	7	3
Cardinals	2	13:02	C. Edmonds: 2-yard pass from K. Murray (Z. Gonzalez kick) (9-86, 4:52)	7	10
Cardinals	2	09:02	D. Johnson: 1-yard run (Z. Gonzalez kick) (4-79, 1:52)	7	17
Falcons	2	03:37	M. Bryant: 29-yard FG (11-64, 5:25)	10	17
Cardinals	2	00:04	Z. Gonzalez: 22-yard FG (15-71, 3:33)	10	20
Cardinals	3	11:25	M. Williams: 20-yard pass from K. Murray (Z. Gonzalez kick) (9-64, 3:35)	10	27
Falcons	3	07:46	M. Bryant: 44-yard FG (8-49, 3:39)	13	27
Falcons	3	01:02	D. Freeman: 7-yard pass from M. Ryan (M. Bryant kick) (10-93, 4:34)	20	27
Falcons	4	10:50	A. Hooper: 6-yard pass from M. Ryan (M. Bryant kick) (8-83, 3:12)	27	27
Cardinals	4	05:12	D. Johnson: 14-yard pass from K. Murray (Z. Gonzalez kick) (5-45, 2:00)	27	34
Falcons	4	01:53	D. Freeman: 12-yard pass from M. Ryan (kick failed) (7-75, 3:19)	33	34

## Atlanta Falcons

PASSING	ATT	CP	YDS	SK/YD	TD	LG	INT	RTG
Matt Ryan	36	30	356	2/15	4	30	0	144.9
<b>TOTAL</b>	<b>36</b>	<b>30</b>	<b>356</b>	<b>2/15</b>	<b>4</b>	<b>30</b>	<b>0</b>	<b>144.9</b>

RUSHING	ATT	YDS	AVG	LG	TD
Devonta Freeman	19	88	4.6	15	0
Matt Ryan	2	7	3.5	6	0
Ito Smith	3	6	2.0	3	0
Keith Smith	1	2	2.0	2	0
<b>TOTAL</b>	<b>25</b>	<b>103</b>	<b>4.1</b>	<b>15</b>	<b>0</b>

RECEIVING	NO	YDS	AVG	LG	TD
Austin Hooper	8	117	14.6	30	1
Julio Jones	8	108	13.5	22	0
Calvin Ridley	4	48	12.0	23	1
Devonta Freeman	3	30	10.0	12t	2
Mohamed Sanu	3	29	9.7	15	0
Jaeden Graham	1	21	21.0	21	0
Kaleb McGary	1	-3	-3.0	-3	0
Luke Stocker	1	0	0.0	0	0
Russell Gage	1	6	6.0	6	0
<b>TOTAL</b>	<b>30</b>	<b>356</b>	<b>11.9</b>	<b>30</b>	<b>4</b>

TOP DEFENSE	TOT	SOLO	AST	SCK	YDS	INT
DeVondre Campbell	9	8	1	0.0	0.0	0
Deion Jones	6	5	1	0.0	0.0	0
Grady Jarrett	6	2	4	0.0	0.0	0

FIELD GOALS	FGA/FGM	PERCENT
Matt Bryant	2-2	100.0
<b>TOTAL</b>	<b>2-2</b>	<b>100.0</b>

## Arizona Cardinals

PASSING	ATT	CP	YDS	SK/YD	TD	LG	INT	RTG
Kyler Murray	37	27	340	0/0	3	58	0	128.2
<b>TOTAL</b>	<b>37</b>	<b>27</b>	<b>340</b>	<b>0/0</b>	<b>3</b>	<b>58</b>	<b>0</b>	<b>128.2</b>

RUSHING	ATT	YDS	AVG	LG	TD
Chase Edmonds	5	34	6.8	15	0
David Johnson	12	34	2.8	17	1
Kyler Murray	11	32	2.9	14	0
Pharoh Cooper	1	2	2.0	2	0
<b>TOTAL</b>	<b>29</b>	<b>102</b>	<b>3.5</b>	<b>17</b>	<b>1</b>

RECEIVING	NO	YDS	AVG	LG	TD
David Johnson	6	68	11.3	30	1
Larry Fitzgerald	6	69	11.5	22	0
Maxx Williams	3	34	11.3	20t	1
Pharoh Cooper	3	16	5.3	7	0
Charles Clay	2	8	4.0	6	0
Chase Edmonds	2	33	16.5	31	1
Damiere Byrd	2	60	30.0	58	0
KeeSean Johnson	2	14	7.0	7	0
Trent Sherfield	1	38	38.0	38	0
<b>TOTAL</b>	<b>27</b>	<b>340</b>	<b>12.6</b>	<b>58</b>	<b>3</b>

TOP DEFENSE	TOT	SOLO	AST	SCK	YDS	INT
Haason Reddick	9	6	3	0.0	0.0	0
Jordan Hicks	9	6	3	0.0	0.0	0
Buddia Baker	8	6	2	0.0	0.0	0

FIELD GOALS	FGA/FGM	PERCENT
Zane Gonzalez	2-2	100.0
<b>TOTAL</b>	<b>2-2</b>	<b>100.0</b>

## Team Statistics

	Falcons	Cardinals
First Downs	31	24
Total Net Yards	444	442
Rushes/Net Yards	25/103	29/102
Net Passing	341	340
Pass Attempts/Completions	36/30	37/27
Had Intercepted	0	0
Sacked/Yards Lost	2/15	0/0
Punts/Average	3/43.3	3/52.0
Penalties/Yards	8/72	8/57
Fumbles/Lost	1/0	0/0
Possession Time	32:47	27:13

# CARDINALS GAME SUMMARIES



## WEEK 7

Arizona Cardinals 27, New York Giants 21  
73,577 MetLife Stadium Oct 20, 2019



Arizona Cardinals	14	3	7	3	—	27
New York Giants	0	14	0	7	—	21

On a dreary, drizzly Sunday afternoon at the Meadowlands, the Cardinals extended their win streak to 3 games and improved to 3-3-1 on the season with a 27-21 road win over the Giants. Second-year RB Chase Edmonds saw the most extensive action of his young career, carrying the load due to a David Johnson ankle injury, and he was exceptional. Playing just 18 miles from the Fordham campus where he starred in college, Edmonds ran for 126 yards and 3 TDs, both career bests. The defense was buoyed by the return of all-pro CB Patrick Peterson from a 6-game suspension and led by star LB Chandler Jones whose career-high 4 sacks were all game-altering. In all, AZ dropped NYG rookie QB 8 times, including 7 in the 2nd half and 3 that forced fumbles.

Despite the early east coast start, the Cards started out on fire. On the game's opening series, QB Kyle Murray was 7-7 passing for 46 yards as AZ moved 75 yards in 13 plays; along the way they converted three 3rd downs and a 4th down. Edmonds capped the drive with his 20-yard TD run around the left side. It was the 1st of 3 scoring runs of 20+ yards for Edmonds – something accomplished just 5 other times in NFL history. On the ensuing NYG drive, Chandler Jones' 1st sack backed the Giants into a 3rd-n-13 and was followed by AZ's 1st INT of the year, this one courtesy of LB Jordan Hicks that set the offense up at the NY32. Two Edmonds runs moved it to the 20 and from there he took a delayed handoff and ran up the middle for a score that made it 14-0. Zane Gonzalez's 47-yard FG early in the 2nd extended the lead to 17-0 but the Giants would soon storm back. Their next drive went 79 yards in 4 plays and ended with Jones' 28-yard pass to TE Rhett Ellison. Three snaps later, a lengthy sack on 3rd down forced the Cards to punt from deep in their own end zone; it was blocked by NYG S Michael Thomas and recovered by RB Eli Penny for a TD that pulled the Giants to within 3 with 9:52 left in the half. Just before intermission, NY was driving and had reached the AZ37 but a hold backed them up and the half ended with the Cards leading 17-14.

Midway thru the 3rd, the Giants were again at the AZ37 and trailing by just 3. But on 2nd-n-8 from there, Chandler Jones again got to Daniel Jones, forcing a fumble that he recovered himself at the AZ49. An 11-yard Murray scramble and late hit moved it to the NY22 and from there Edmonds again raced around the left end for his 3rd TD of the day. Down 10 late in the 3rd, NY was again on the move and reached the AZ25. But another Jones sack helped stall the drive and Aldrick Rosas' 37-yard FG try bounced off the right upright. Midway thru the 4th, the Giants capped an 8-play, 82-yard drive with a 7-yard TD run from Saquon Barkley who returned to the lineup after a 3-game absence caused by an ankle injury. Trailing by just 3, NY would get the ball back at its own 25 with 4:23 remaining. They picked up 13 yards on a 1st down completion but on the next play, Jones' 4th sack of the game resulted in a big 8-yard loss. After Barkley picked up just 3 on a 3rd-n-18 draw, NY went for it on 4th-n-15 at its own 33 with 2:35 remaining. Coming untouched on a corner blitz, Peterson leveled Jones forcing a fumble that LB Haason Reddick recovered at the NY17. Three runs forced NY to exhaust its remaining timeouts and Gonzalez's 35-yard FG made it 27-21 with 2:09 left. Sacks by LBs Terrell Suggs and Brooks Reed on the next possession effectively ended the game.

### Scoring Drives

TEAM	QTR	TIME	SCORING PLAY	ARI	NYG
Cardinals	1	08:14	C. Edmonds: 20-yard run (Z. Gonzalez kick) (13-75, 6:46)	7	0
Cardinals	1	04:15	C. Edmonds: 20-yard run (Z. Gonzalez kick) (3-32, 1:23)	14	0
Cardinals	2	13:30	Z. Gonzalez: 47-yard FG (9-54, 4:29)	17	0
Giants	2	11:28	R. Ellison: 28-yard pass from D. Jones (A. Rosas kick) (4-79, 2:02)	17	7
Giants	2	09:52	(9:59) (Punt formation) A. Lee punt is BLOCKED by M. Thomas, Center-A. Brewer, RECOVERED by NYG-E. Penny at ARZ -9. TOUCHDOWN. (A. Rosas kick)	17	14
Cardinals	3	06:05	C. Edmonds: 22-yard run (Z. Gonzalez kick) (3-51, 1:21)	24	14
Giants	4	08:13	S. Barkley: 7-yard run (A. Rosas kick) (8-82, 4:44)	24	21
Cardinals	4	02:09	Z. Gonzalez: 35-yard FG (4-0, 0:19)	27	21

### Arizona Cardinals

PASSING	ATT	CP	YDS	SK/YD	TD	LG	INT	RTG
Kyle Murray	21	14	104	2/15	0	12	0	78.3
<b>TOTAL</b>	<b>21</b>	<b>14</b>	<b>104</b>	<b>2/15</b>	<b>0</b>	<b>12</b>	<b>0</b>	<b>78.3</b>
RUSHING	ATT	YDS	AVG	LG	TD			
Chase Edmonds	27	126	4.7	22t	3			
Kyle Murray	10	28	2.8	11	0			
David Johnson	1	2	2.0	2	0			
<b>TOTAL</b>	<b>38</b>	<b>156</b>	<b>4.1</b>	<b>22</b>	<b>3</b>			
RECEIVING	NO	YDS	AVG	LG	TD			
Pharoh Cooper	4	29	7.3	10	0			
Andy Isabella	2	8	4.0	5	0			
Chase Edmonds	2	24	12.0	12	0			
Charles Clay	1	12	12.0	12	0			
Damiere Byrd	1	4	4.0	4	0			
KeeSean Johnson	1	6	6.0	6	0			
Larry Fitzgerald	1	12	12.0	12	0			
Maxx Williams	1	5	5.0	5	0			
Trent Sherfield	1	4	4.0	4	0			
<b>TOTAL</b>	<b>14</b>	<b>104</b>	<b>7.4</b>	<b>12</b>	<b>0</b>			
TOP DEFENSE	TOT	SOLO	AST	SCK	YDS	INT		
Budda Baker	9	7	2	0.0	0.0	0		
Jordan Hicks	8	5	3	0.0	0.0	1		
Patrick Peterson	7	7	0	1.0	13.0	0		
FIELD GOALS	FGA/FGM	PERCENT						
Zane Gonzalez	2-2	100.0						
<b>TOTAL</b>	<b>2-2</b>	<b>100.0</b>						

### New York Giants

PASSING	ATT	CP	YDS	SK/YD	TD	LG	INT	RTG
Daniel Jones	35	22	223	8/67	1	28	1	78.6
<b>TOTAL</b>	<b>35</b>	<b>22</b>	<b>223</b>	<b>8/67</b>	<b>1</b>	<b>28</b>	<b>1</b>	<b>78.6</b>
RUSHING	ATT	YDS	AVG	LG	TD			
Saquon Barkley	18	72	4.0	20	1			
Daniel Jones	4	35	8.8	11	0			
<b>TOTAL</b>	<b>22</b>	<b>107</b>	<b>4.9</b>	<b>20</b>	<b>1</b>			
RECEIVING	NO	YDS	AVG	LG	TD			
Golden Tate	6	80	13.3	20	0			
Bennie Fowler III	4	35	8.8	13	0			
Cody Latimer	4	33	8.3	13	0			
Saquon Barkley	3	8	2.7	10	0			
Darius Slayton	2	28	14.0	20	0			
Rhett Ellison	2	33	16.5	28t	1			
Evan Engram	1	6	6.0	6	0			
<b>TOTAL</b>	<b>22</b>	<b>223</b>	<b>10.1</b>	<b>28</b>	<b>1</b>			
TOP DEFENSE	TOT	SOLO	AST	SCK	YDS	INT		
Antoine Bethea	9	5	4	0.0	0.0	0		
Alec Ogletree	8	3	5	0.0	0.0	0		
Jabrill Peppers	8	4	4	0.0	0.0	0		
FIELD GOALS	FGA/FGM	PERCENT						
Aldrick Rosas	1-0	0.0						
<b>TOTAL</b>	<b>1-0</b>	<b>0.0</b>						

### Team Statistics

	Cardinals	Giants
First Downs	18	21
Total Net Yards	245	263
Rushes/Net Yards	38/156	22/107
Net Passing	89	156
Pass Attempts/Completions	21/14	35/22
Had Intercepted	0	1
Sacked/Yards Lost	2/15	8/67
Punts/Average	5/33.8	3/37.3
Penalties/Yards	10/85	6/75
Fumbles/Lost	0/0	3/2
Possession Time	29:59	30:01



# CARDINALS GAME SUMMARIES



## WEEK 8

Arizona Cardinals 9, New Orleans Saints 31

73,064 Mercedes-Benz Superdome Oct 27, 2019



Arizona Cardinals	3	3	3	0	—	9
New Orleans Saints	0	10	7	14	—	31

Winners of three straight, the Cardinals closed the first half of their 2019 schedule with a road game in New Orleans. The Saints had won five in a row and all without All-Pro QB Drew Brees (thumb) but the future Hall of Famer returned to the lineup on this day and was sharp, throwing for 373 yards and 3 TDs. The Cards kept it close and were within 4 points of New Orleans midway thru the 3rd, but all 3 of Brees' scoring came after that point and were instrumental in helping the Saints earn the 31-9 victory. The win improved New Orleans to 7-1 and dropped AZ to 3-4-1. The Cards were buoyed by the return of WR Christian Kirk, who missed the previous 3 games with an ankle injury and he gained 79 receiving yards on 8 catches from QB Kyler Murray, who played his 4th straight turnover-free game.

The Saints got the ball to start the game and advanced to the AZ29 but Will Lutz's 44-yard FG try was wide left. Two snaps later, Murray handed it to Kirk who took it right, threw back to Murray, who hit TE Charles Clay deep down the field for a 47-yard gain to the NO14. That led to a 31-yard Zane Gonzalez FG that made it 3-0. The Saints would tie it on the ensuing drive that covered 68 yards in 12 plays and Lutz capped it with a 26-yard FG. On the next New Orleans possession, Brees completions of 28 & 16 yards to WR Michael Thomas helped set-up a 9-yard RB Latavius Murray TD run that made it 10-3 with 9 minutes left in the 1st half. On the next AZ drive, 4 Kyler Murray passes gained 44 yards and set up another 31-yard FG by Gonzalez. Up 10-6, the Saints appeared in position to increase their lead right before halftime when they advanced to the AZ24 with :33 left. With 6 seconds remaining, they snapped it on a 3rd-n-6 play from the AZ20 and Brees seemingly completed a TD pass to back-up TE Dan Arnold, but a holding penalty not only wiped away the score but also caused the half to end.

On their opening drive of the 3rd, the Saints crossed into Cardinals territory. On a 1st down play from the AZ46, Brees' pass down the left sideline was picked by CB Patrick Peterson setting up the offense at the NO21. Three plays later on 3rd-n-1 from the 30, Murray's pass was incomplete. The Cards went for it on 4th down but RB Chase Edmonds was stopped for no gain and they turned it over on downs. The Saints made them pay 5 plays later when Brees and Murray connected on a 15-yard scoring pass that made it 17-6 with 5:25 to go in the 3rd. The Cards advanced to the NO32 on the next possession and a defensive pass interference penalty appears to set them up at the 1. However, referee Clay Martin's crew picked up the flag and AZ instead settled for a 50-yard Zane Gonzalez FG that made it 17-9. The Cards would get no close as a pair of 4th quarter Brees TD passes made the final 31-9.

### Scoring Drives

TEAM	QTR	TIME	SCORING PLAY	ARI	NO
Cardinals	1	05:41	Z. Gonzalez: 31-yard FG (6-50, 3:13)	3	0
Saints	2	14:13	W. Lutz: 26-yard FG (12-68, 6:28)	3	3
Saints	2	08:59	L. Murray: 8-yard run (W. Lutz kick) (7-71, 3:59)	3	10
Cardinals	2	05:18	Z. Gonzalez: 31-yard FG (9-51, 3:41)	6	10
Saints	3	05:25	L. Murray: 15-yard pass from D. Brees (W. Lutz kick) (5-30, 2:07)	6	17
Cardinals	3	01:42	Z. Gonzalez: 50-yard FG (9-43, 3:43)	9	17
Saints	4	12:48	T. Hill: 5-yard pass from D. Brees (W. Lutz kick) (7-75, 3:54)	9	24
Saints	4	05:18	M. Thomas: 9-yard pass from D. Brees (W. Lutz kick) (3-73, 1:25)	9	31

### Arizona Cardinals

PASSING	ATT	CP	YDS	SK/YD	TD	LG	INT	RTG
Kyler Murray	33	19	220	3/19	0	47	0	77.8
Brett Hundley	1	0	0	1/4	0	0	0	39.6
<b>TOTAL</b>	<b>34</b>	<b>19</b>	<b>220</b>	<b>4/23</b>	<b>0</b>	<b>47</b>	<b>0</b>	<b>75.6</b>

RUSHING	ATT	YDS	AVG	LG	TD
Christian Kirk	1	19	19.0	19	0
Kyler Murray	2	13	6.5	8	0
Chase Edmonds	7	8	1.1	3	0
Zach Zenner	1	0	0.0	0	0
<b>TOTAL</b>	<b>11</b>	<b>40</b>	<b>3.6</b>	<b>19</b>	<b>0</b>

RECEIVING	NO	YDS	AVG	LG	TD
Christian Kirk	8	79	9.9	16	0
Charles Clay	3	88	29.3	47	0
Chase Edmonds	2	5	2.5	7	0
Damierre Byrd	2	18	9.0	9	0
Larry Fitzgerald	2	8	4.0	6	0
Maxx Williams	1	9	9.0	9	0
Zach Zenner	1	13	13.0	13	0
<b>TOTAL</b>	<b>19</b>	<b>220</b>	<b>11.6</b>	<b>47</b>	<b>0</b>

TOP DEFENSE	TOT	SOLO	AST	SCK	YDS	INT
Budda Baker	14	7	7	0.0	0.0	0
Jordan Hicks	10	6	4	0.0	0.0	0
Byron Murphy Jr.	6	3	3	0.0	0.0	0

FIELD GOALS	FGA/FGM	PERCENT
Zane Gonzalez	3-3	100.0
<b>TOTAL</b>	<b>3-3</b>	<b>100.0</b>

### New Orleans Saints

PASSING	ATT	CP	YDS	SK/YD	TD	LG	INT	RTG
Drew Brees	43	34	373	0/0	3	36	1	116.4
<b>TOTAL</b>	<b>43</b>	<b>34</b>	<b>373</b>	<b>0/0</b>	<b>3</b>	<b>36</b>	<b>1</b>	<b>116.4</b>

RUSHING	ATT	YDS	AVG	LG	TD
Latavius Murray	21	102	4.9	28	1
Dwayne Washington	3	38	12.7	31	0
Zach Line	2	8	4.0	4	0
Teddy Bridgewater	2	-2	-1.0	-1	0
Michael Thomas	1	-9	-9.0	-9	0
<b>TOTAL</b>	<b>29</b>	<b>137</b>	<b>4.7</b>	<b>31</b>	<b>1</b>

RECEIVING	NO	YDS	AVG	LG	TD
Michael Thomas	11	112	10.2	28	1
Latavius Murray	9	55	6.1	15t	1
Josh Hill	3	39	13.0	29	0
Taysom Hill	3	63	21.0	36	1
Dan Arnold	2	25	12.5	19	0
Deonte Harris	2	17	8.5	9	0
Ted Ginn Jr.	2	42	21.0	28	0
Austin Carr	1	9	9.0	9	0
Zach Line	1	11	11.0	11	0
<b>TOTAL</b>	<b>34</b>	<b>373</b>	<b>11.0</b>	<b>36</b>	<b>3</b>

TOP DEFENSE	TOT	SOLO	AST	SCK	YDS	INT
Demario Davis	8	6	2	0.0	0.0	0
A.J. Klein	5	3	2	0.0	0.0	0
C.J. Gardner-Johnson	5	4	1	0.0	0.0	0

FIELD GOALS	FGA/FGM	PERCENT
Wil Lutz	2-1	50.0
<b>TOTAL</b>	<b>2-1</b>	<b>50.0</b>

### Team Statistics

	Cardinals	Saints
First Downs	10	28
Total Net Yards	237	510
Rushes/Net Yards	11/40	29/137
Net Passing	197	373
Pass Attempts/Completions	34/19	43/34
Had Intercepted	0	1
Sacked/Yards Lost	4/23	0/0
Punts/Average	5/47.6	2/44.0
Penalties/Yards	5/35	2/15
Fumbles/Lost	1/0	0/0
Possession Time	22:01	37:59



# CARDINALS TEAM STATS

## WON 3, LOST 4, TIED 1

09/08	T	27-27	Detroit	60,687
09/15	L	17-23	at Baltimore	70,126
09/22	L	20-38	Carolina	60,104
09/29	L	10-27	Seattle	60,500
10/06	W	26-23	at Cincinnati	46,012
10/13	W	34-33	Atlanta	60,140
10/20	W	27-21	at N.Y. Giants	73,577
10/27	L	9-31	at New Orleans	73,064

## 2019 TEAM STATISTICS

	ARI	OPP.
<b>FIRST DOWNS</b>	<b>155</b>	<b>192</b>
Rushing	48	53
Passing	94	123
Penalty	13	16
Third Down-Made/Att	45/112	43/99
Third Down Efficiency	40.2%	43.4%
Fourth Down-Made/Att	5/7	1/6
<b>TOTAL NET YARDS</b>	<b>2,743</b>	<b>3,257</b>
Avg. Per Game	342.9	407.1
Total Plays	515	532
Avg. Per Play	5.3	6.1
<b>NET YARDS RUSHING</b>	<b>932</b>	<b>1,041</b>
Avg. Per Game	116.5	130.1
Total Rushes	195	222
Avg. Per Rush	4.8	4.7
<b>NET YARDS PASSING</b>	<b>1,811</b>	<b>2,216</b>
Avg. Per Game	226.4	277.0
Sacked/Yards Lost	27/177	22/156
Gross Yards	1,988	2,372
Attempts/Completions	293/186	288/205
Pct. of Completion	63.5%	71.2%
Had Intercepted	4	2
<b>PUNTS/AVERAGE</b>	<b>36/47.6</b>	<b>29/42.6</b>
Net Punting Average	42.0	40.0
<b>PUNT RETURN/AVG.</b>	<b>12/6.4</b>	<b>20/5.0</b>
<b>KICKOFF RETURN/AVG.</b>	<b>15/21.2</b>	<b>18/23.2</b>
<b>INTERCEPTION RETURN/AVG.</b>	<b>2/7.0</b>	<b>4/13.0</b>
<b>PENALTIES/YARDS</b>	<b>64/474</b>	<b>52/443</b>
<b>FUMBLES/BALL LOST</b>	<b>2/0</b>	<b>15/5</b>
<b>TOUCHDOWNS</b>	<b>15</b>	<b>26</b>
Rushing	8	4
Passing	7	20
Returns	0	2
<b>EXTRA POINTS/ATTEMPTS</b>	<b>13/13</b>	<b>25/26</b>
<b>TWO POINT CONVERSION/ATTEMPTS</b>	<b>2/2</b>	<b>0/0</b>
<b>FIELD GOALS/ATTEMPTS</b>	<b>21/24</b>	<b>14/16</b>
<b>AVG. TIME OF POSSESSION</b>	<b>27:42</b>	<b>33:34</b>

SCORE BY PERIODS	Q1	Q2	Q3	Q4	OT	PTS
TEAM	37	41	33	56	3	170
OPPONENTS	27	81	34	78	3	223

SCORING	TD	RU	PA	RT	K-PAT	FG	2PT	S	PTS
Z. Gonzalez	0	0	0	0	13/13	21/24	0	0	76
C. Edmonds	5	4	1	0	0/0	0/0	0	0	30
D. Johnson	5	2	3	0	0/0	0/0	0	0	30
L. Fitzgerald	2	0	2	0	0/0	0/0	0	0	12
K. Murray	2	2	0	0	0/0	0/0	0	0	12
M. Williams	1	0	1	0	0/0	0/0	0	0	6
K. Johnson	0	0	0	0	0/0	0/0	1	0	2
C. Kirk	0	0	0	0	0/0	0/0	1	0	2
<b>TEAM</b>	<b>15</b>	<b>8</b>	<b>7</b>	<b>0</b>	<b>13/13</b>	<b>21/24</b>	<b>2</b>	<b>0</b>	<b>170</b>
<b>OPPONENTS</b>	<b>26</b>	<b>4</b>	<b>20</b>	<b>2</b>	<b>25/26</b>	<b>14/16</b>	<b>0</b>	<b>0</b>	<b>223</b>

**SACKS:** C. Jones 8.5, T. Suggs 5.0, C. Peters 2.5, H. Reddick 1.0, J. Bullard 1.0, B. Reed 1.0, P. Peterson 1.0, C. Marsh Sr. 1.0, R. Gunter 0.5, J. Hicks 0.5, **TM** 22.0, **OPP** 26.0 **FUM/LOST:** K. Murray 2/0, **TM** 2/0, **OPP** 15/5

PASSING	ATT	CMP	YDS	CMP%	YDS/ATT	TD	TD%	INT	INT%	LONG	SACK/	LOST	RATING
K. Murray	292	186	1,988	63.7	6.8	7	2.4	4	1.4	58	26/	173	85.8
B. Hundley	1	0	0	0.0	0.0	0	0.0	0	0.0	0	1/	4	39.6
<b>TEAM</b>	<b>293</b>	<b>186</b>	<b>1,988</b>	<b>63.5</b>	<b>6.8</b>	<b>7</b>	<b>2.4</b>	<b>4</b>	<b>1.4</b>	<b>58</b>	<b>27/</b>	<b>177</b>	<b>85.5</b>
<b>OPPONENTS</b>	<b>288</b>	<b>205</b>	<b>2,372</b>	<b>71.2</b>	<b>8.2</b>	<b>20</b>	<b>6.9</b>	<b>2</b>	<b>0.7</b>	<b>52t</b>	<b>22/</b>	<b>156</b>	<b>116.0</b>

RUSHING	NO.	YDS	AVG	LONG	TD
D. Johnson	77	300	3.9	18	2
C. Edmonds	58	295	5.1	37t	4
K. Murray	51	279	5.5	24	2
C. Kirk	3	37	12.3	19	0
A. Isabella	3	16	5.3	6	0
K. Johnson	1	3	3.0	3	0
P. Cooper	1	2	2.0	2	0
Z. Zenner	1	0	0.0	0	0
<b>TEAM</b>	<b>195</b>	<b>932</b>	<b>4.8</b>	<b>37t</b>	<b>8</b>
<b>OPPONENTS</b>	<b>222</b>	<b>1,041</b>	<b>4.7</b>	<b>76t</b>	<b>4</b>

RECEIVING	TAR	NO.	YDS	AVG	LONG	TD
L. Fitzgerald	59	38	447	11.8	54	2
C. Kirk	48	32	321	10.0	34	0
D. Johnson	41	30	315	10.5	31	3
D. Byrd	27	17	178	10.5	58	0
C. Clay	14	11	158	14.4	47	0
K. Johnson	33	17	151	8.9	31	0
M. Williams	9	9	112	12.4	21	1
C. Edmonds	19	12	105	8.8	31	1
T. Sherfield	11	4	80	20.0	38	0
P. Cooper	10	9	78	8.7	28	0
M. Crabtree	5	4	22	5.5	9	0
Z. Zenner	1	1	13	13.0	13	0
A. Isabella	2	2	8	4.0	5	0
<b>TEAM</b>	<b>279</b>	<b>186</b>	<b>1,988</b>	<b>10.7</b>	<b>58</b>	<b>7</b>
<b>OPPONENTS</b>	<b>276</b>	<b>205</b>	<b>2,372</b>	<b>11.6</b>	<b>52t</b>	<b>20</b>

INTERCEPTIONS	NO.	YDS	AVG	LONG	TD
J. Hicks	1	14	14.0	14	0
P. Peterson	1	0	0.0	0	0
<b>TEAM</b>	<b>2</b>	<b>14</b>	<b>7.0</b>	<b>14</b>	<b>0</b>
<b>OPPONENTS</b>	<b>4</b>	<b>52</b>	<b>13.0</b>	<b>27</b>	<b>1</b>

FUMBLES	FUM	LST	FF	REC	TD
K. Murray	2	0	0	2	0
<b>TEAM</b>	<b>2</b>	<b>0</b>	<b>0</b>	<b>2</b>	<b>0</b>
<b>OPPONENTS</b>	<b>15</b>	<b>5</b>	<b>0</b>	<b>5</b>	<b>0</b>

PUNTING	NO.	YDS	AVG	NET	TB	IN	LG	B
A. Lee	28	1,338	47.8	41.5	2	10	59	1
R. Winslow	6	291	48.5	44.2	1	2	55	0
Z. Gonzalez	2	84	42.0	42.0	0	0	44	0
<b>TEAM</b>	<b>36</b>	<b>1,713</b>	<b>47.6</b>	<b>42.0</b>	<b>3</b>	<b>12</b>	<b>59</b>	<b>1</b>
<b>OPPONENTS</b>	<b>29</b>	<b>1,236</b>	<b>42.6</b>	<b>40.0</b>	<b>0</b>	<b>12</b>	<b>63</b>	<b>0</b>

PUNT RETURNS	RET	FC	YDS	AVG	LONG	TD
C. Kirk	7	6	39	5.6	20	0
P. Cooper	5	4	38	7.6	17	0
<b>TEAM</b>	<b>12</b>	<b>10</b>	<b>77</b>	<b>6.4</b>	<b>20</b>	<b>0</b>
<b>OPPONENTS</b>	<b>20</b>	<b>5</b>	<b>100</b>	<b>5.0</b>	<b>25</b>	<b>0</b>

KICKOFF RETURNS	NO.	YDS	AVG	LONG	TD
P. Cooper	6	154	25.7	39	0
A. Isabella	5	105	21.0	32	0
D. Byrd	4	59	14.8	23	0
<b>TEAM</b>	<b>15</b>	<b>318</b>	<b>21.2</b>	<b>39</b>	<b>0</b>
<b>OPPONENTS</b>	<b>18</b>	<b>418</b>	<b>23.2</b>	<b>52</b>	<b>0</b>

FIELD GOALS	1-19	20-29	30-39	40-49	50+
Z. Gonzalez	0/0	9/9	8/9	3/5	1/1
<b>TEAM</b>	<b>0/0</b>	<b>9/9</b>	<b>8/9</b>	<b>3/5</b>	<b>1/1</b>
<b>OPPONENTS</b>	<b>0/0</b>	<b>6/6</b>	<b>4/5</b>	<b>2/3</b>	<b>2/2</b>

**2-Pt Conv:** C. Kirk 1, K. Johnson 1 **TM** 2-2 **OPP** 0-0

# CARDINALS DEFENSIVE STATS



## BASED ON COACHES FILM REVIEW

POS.	PLAYER	SOLO	ASST.	TOTAL	TFL	SACKS/YDS.	QH	FR	FF	INT./YDS.	PD
LB	Hicks, Jordan	62	24	86	4	0.5/3	4	0	2	1/14	4
S	Baker, Budda	46	23	69	1	0.0/0	0	0	1	0/0	1
LB	Reddick, Haason	41	21	62	4	1.0/0	3	1	0	0/0	4
CB	Murphy Jr., Byron	38	7	45	1	0.0/0	0	0	0	0/0	5
S	Swearinger Sr., D.J.	22	10	32	0	0.0/0	1	0	0	0/0	1
LB	Jones, Chandler	23	8	31	3	8.5/63	9	3	4	0/0	2
CB	Brock Sr., Tramaine	27	3	30	1	0.0/0	2	0	0	0/0	2
DL	Peters, Corey	16	9	25	3	2.5/18	5	0	0	0/0	0
LB	Suggs, Terrell	16	5	21	6	5.0/39	6	0	4	0/0	0
LB	Marsh Sr., Cassius	14	6	20	5	1.0/7	2	0	0	0/0	0
S	Thompson, Jalen	13	7	20	0	0.0/0	0	0	0	0/0	0
DL	Gunter, Rodney	11	9	20	5	0.5/5	3	0	0	0/0	0
DL	Bullard, Jonathan	12	7	19	2	1.0/5	4	0	0	0/0	0
DB	Peterson, Patrick	12	1	13	0	1.0/13	1	0	1	1/0	1
S	Thompson, Deionte	10	3	13	0	0.0/0	1	0	0	0/0	0
LB	Walker, Joe	5	7	12	1	0.0/0	0	0	0	0/0	0
CB	Peterson, Kevin	8	1	9	0	0.0/0	0	0	0	0/0	1
DT	McDonald, Clinton	5	4	9	0	0.0/0	1	0	0	0/0	0
DL	Allen, Zach	7	1	8	1	0.0/0	3	0	0	0/0	0
CB	Jones, Chris	7	0	7	0	0.0/0	0	0	0	0/0	1
DL	Kerr, Zach	4	0	4	0	0.0/0	0	0	0	0/0	1
LB	Reed, Brooks	3	1	4	1	1.0/5	1	0	0	0/0	0
DL	Brown, Miles	1	1	2	0	0.0/0	0	0	0	0/0	0
<b>TOTALS</b>		<b>403</b>	<b>158</b>	<b>561</b>	<b>38</b>	<b>22.0/158</b>	<b>46</b>	<b>4</b>	<b>12</b>	<b>2/14</b>	<b>23</b>

## DEFENSIVE SCORES

POS.	PLAYER	TKLS.	ASST.	TOTAL
LB	Gardeck, Dennis	4	2	6
WR	Sherfield, Trent	4	1	5
S	Washington, Charles	4	0	4
LB	Turner, Ezekiel	3	1	4
RB	Foster, D.J.	2	2	4
TE	Williams, Maxx	2	2	4
S	Banjo, Chris	3	0	3
WR	Isabella, Andy	3	0	3
LB	Walker, Joe	3	0	3
LB	Reed, Brooks	2	1	3
CB	Peterson, Kevin	1	2	3
CB	Jones, Chris	2	0	2
LS	Brewer, Aaron	1	1	2
WR	Cooper, Pharoh	1	0	1
RB	Edmonds, Chase	1	0	1
P	Lee, Andy	1	0	1
<b>TOTALS</b>		<b>37</b>	<b>12</b>	<b>49</b>

INT (0)  
FR (0)  
Safety (0)

## SPECIAL TEAMS BIG PLAYS

FR (1) (1:49) A.Lee punts 53 yards to DET 11, Center-A.Brewer. J.Agnew MUFFS catch, touched at DET 11, RECOVERED by ARZ-T.Sherfield at DET 8. Penalty on DET-J.Coleman, Illegal Block Above the Waist, declined. vs. DET (09/08/19)



# CARDINALS GAME-BY-GAME OFFENSIVE STATS

## 2019 REGULAR SEASON CARDINALS GAME-BY-GAME OFFENSE

	09/08	09/15	09/22	09/29	10/06	10/13	10/20	10/27	10/31	11/10	11/17	12/01	12/08	12/15	12/22	12/29
	vs.	@	vs.	vs.	@	vs.	@	@	vs.	@	@	vs.	vs.	vs.	@	@
	DET	BAL	CAR	SEA	CIN	ATL	NYG	NO	SF	TB	SF	LAR	PIT	CLE	SEA	LAR
<b>FIRST DOWNS</b>																
Total	21	15	21	20	26	24	18	10								
Rushing	3	2	10	6	11	6	8	2								
Passing	16	12	9	12	13	16	8	8								
Penalty	2	1	2	2	2	2	2	0								
<b>THIRD DOWNS</b>																
Attempts	22	11	17	9	13	13	15	12								
Converted	9	2	9	3	6	7	7	2								
Percentage	40.9%	18.2%	52.9%	33.3%	46.2%	53.8%	46.7%	16.7%								
<b>TOT. OFFENSE</b>																
Net Yards	387	349	248	321	514	442	245	237								
Plays	82	54	73	59	71	66	61	49								
Avg./Play	4.7	6.5	3.4	5.4	7.2	6.7	4.0	4.8								
<b>RUSHING</b>																
Net Yards	112	20	121	115	266	102	156	40								
Rush. Att.	23	11	22	23	38	29	38	11								
Avg./Att.	4.9	1.8	5.5	5.0	7.0	3.5	4.1	3.6								
<b>PASSING</b>																
Net Yards	275	329	127	206	248	340	89	197								
Attempts	54	40	43	32	32	37	21	34								
Completions	29	25	30	22	20	27	14	19								
Intercepted	1	0	2	1	0	0	0	0								
Gross Yards	308	349	173	241	253	340	104	220								
Sacked	5.0	3.0	8.0	4.0	1.0	0.0	2.0	4.0								
Yards Lost	33	20	46	35	5	0	15	23								
<b>ADVANCES</b>																
Rushes	23	11	22	23	38	29	38	11								
Completions	29	25	30	22	20	27	14	19								
Totals	52	36	52	45	58	56	52	30								
<b>PENALTIES</b>																
Number	7	8	7	7	12	8	10	5								
Yards	35	70	52	44	96	57	85	35								
<b>FUMBLES</b>																
Number	0	1	0	0	0	0	0	1								
Lost	0	0	0	0	0	0	0	0								
<b>SCORING</b>																
Points	27	17	20	10	26	34	27	9								
TD Rushing	0	1	0	1	2	1	3	0								
TD Passing	2	0	2	0	0	3	0	0								
TD KO Returns	0	0	0	0	0	0	0	0								
TD Punt Returns	0	0	0	0	0	0	0	0								
TD Sp. Teams	0	0	0	0	0	0	0	0								
TD Def. Returns	0	0	0	0	0	0	0	0								
FG Attempts	4	3	2	3	5	2	2	3								
FG Made	4	3	2	1	4	2	2	3								
Safety	0	0	0	0	0	0	0	0								

# CARDINALS GAME-BY-GAME DEFENSIVE STATS



## 2019 REGULAR SEASON CARDINALS GAME-BY-GAME DEFENSE

	09/08	09/15	09/22	09/29	10/06	10/13	10/20	10/27	10/31	11/10	11/17	12/01	12/08	12/15	12/22	12/29
	vs.	@	vs.	vs.	@	vs.	@	@	vs.	@	@	vs.	vs.	vs.	@	@
	DET	BAL	CAR	SEA	CIN	ATL	NYG	NO	SF	TB	SF	LAR	PIT	CLE	SEA	LAR
<b>FIRST DOWNS</b>																
Total	23	26	21	21	21	31	21	28								
Rushing	5	9	4	9	6	7	5	8								
Passing	17	16	14	10	12	20	14	20								
Penalty	1	1	3	2	3	4	2	0								
<b>THIRD DOWNS</b>																
Attempts	18	14	10	10	12	11	12	12								
Converted	6	7	4	4	5	6	4	7								
Percentage	33.3%	50.0%	40.0%	40.0%	41.7%	54.5%	33.3%	58.3%								
<b>TOT. OFFENSE</b>																
Net Yards	477	440	413	340	370	444	263	510								
Plays	80	72	59	59	62	63	65	72								
Avg./Play	6.0	6.1	7.0	5.8	6.0	7.0	4.0	7.1								
<b>RUSHING</b>																
Net Yards	116	182	173	115	108	103	107	137								
Rush. Att.	32	33	31	27	23	25	22	29								
Avg./Att.	3.6	5.5	5.6	4.3	4.7	4.1	4.9	4.7								
<b>PASSING</b>																
Net Yards	361	258	240	225	262	341	156	373								
Attempts	45	37	26	28	38	36	35	43								
Completions	27	24	19	22	27	30	22	34								
Intercepted	0	0	0	0	0	0	1	1								
Gross Yards	385	272	261	240	262	356	223	373								
Sacked	3.0	2.0	2.0	4.0	1.0	2.0	8.0	0.0								
Yards Lost	24	14	21	15	0	15	67	0								
<b>ADVANCES</b>																
Rushes	32	33	31	27	23	25	22	29								
Completions	27	24	19	22	27	30	22	34								
Totals	59	57	50	49	50	55	44	63								
<b>PENALTIES</b>																
Number	9	10	3	7	7	8	6	2								
Yards	59	62	35	65	60	72	75	15								
<b>FUMBLES</b>																
Number	3	2	2	3	1	1	3	0								
Lost	2	0	1	0	0	0	2	0								
<b>SCORING</b>																
Points	27	23	38	27	23	33	21	31								
TD Rushing	0	0	1	1	0	0	1	1								
TD Passing	3	2	4	1	2	4	1	3								
TD KO Returns	0	0	0	0	0	0	0	0								
TD Punt Returns	0	0	0	0	0	0	0	0								
TD Sp. Teams	0	0	0	0	0	0	1	0								
TD Def. Returns	0	0	0	1	0	0	0	0								
FG Attempts	2	3	1	2	3	2	1	2								
FG Made	2	3	1	2	3	2	0	1								
Safety	0	0	0	0	0	0	0	0								

## RUSHING

### 200 Yards Rushing

By Cardinals: 228, Beanie Wells at St. Louis, Nov. 27, 2011 (27 att., 1 TD)  
By Opponent: 228, Clinton Portis at Denver, Dec. 29, 2002 (24 att., 2 TD)

### 150 Yards Rushing

By Cardinals: 159, Adrian Peterson at San Francisco, Nov. 5, 2017 (37 att., 0 TD)  
By Opponent: 153, Christian McCaffrey vs. Carolina, Sep. 22, 2019 (24 att., 1 TD)

### 100 Yards Rushing

By Cardinals: 126, Chase Edmonds at NY Giants, Oct. 20, 2019 (27 att., 3 TD)  
By Opponent: 102, Latavius Murray at New Orleans, Oct. 27, 2019 (21 att., 1 TD)

### Two 100-Yard Rushers

By Cardinals: 126 yards, Ottis Anderson/102 yards, Wayne Morris at New Orleans, Oct. 5, 1980  
By Opponent: 128 yards, Marshawn Lynch/108 yards, Robert Turbin at Seattle, Dec. 9, 2012

### Three Rushing Touchdowns

By Cardinals: Chase Edmonds at NY Giants, Oct. 20, 2019 (20, 20, 22 yards)  
By Opponent: Todd Gurley at LA Rams, Sep. 16, 2018 (11, 1, 2 yards)

### Two Rushing Touchdowns

By Cardinals: Chase Edmonds (3) at NY Giants, Oct. 20, 2019 (20, 20, 22 yards)  
By Opponent: Melvin Gordon at LA Chargers, Nov. 25, 2018 (28, 5 yards)

## PASSING

### 500 Yards Passing

By Cardinals: 522, Boomer Esiason at Washington, Nov. 10, 1996-OT (35 comp., 59 att.)  
By Opponent: Never happened

### 400 Yards Passing

By Cardinals: 421, Carson Palmer at Pittsburgh, Oct. 18, 2015 (29 comp., 45 att.)  
By Opponent: 411, Nick Foles vs. Philadelphia, Oct. 26, 2014 (36 comp., 62 att.)

### 300 Yards Passing

By Cardinals: 340, Kyler Murray vs. Atlanta, Oct. 13, 2019 (27 comp., 37 att.)  
By Opponent: 373, Drew Brees at New Orleans, Oct. 27, 2019 (34 comp., 43 att.)

### Six Touchdown Passes

By Cardinals: Charley Johnson vs. New Orleans, Nov. 2, 1969 (32, 14, 28, 31, 26, 14 yards)  
By Opponent: Brett Favre at NY Jets, Sep. 28, 2008 (12, 34, 2, 17, 40, 24 yards)

### Five Touchdown Passes

By Cardinals: Kurt Warner at Chicago, Nov. 8, 2009 (11, 6, 17, 15, 4 yards)  
By Opponent: Brett Favre (6) at NY Jets, Sep. 28, 2008 (12, 34, 2, 17, 40, 24 yards)

### Four Touchdown Passes

By Cardinals: Carson Palmer vs. Cincinnati, Nov. 22, 2015 (18, 64, 18, 16 yards)  
By Opponent: Matt Ryan vs. Atlanta, Oct. 13, 2019 (9, 7, 6, 12 yards)

### Three Touchdown Passes

By Cardinals: Kyler Murray vs. Atlanta, Oct. 13, 2019 (2, 20, 14 yards)  
By Opponent: Drew Brees at New Orleans, Oct. 27, 2019 (15, 5, 9 yards)

## RECEIVING

### 200 Yards Receiving

By Cardinals: 217, Anquan Boldin at Detroit, Sep. 7, 2003 (10 receptions, 2 TD)  
By Opponent: 226, Demaryius Thomas at Denver, Oct. 5, 2014 (8 rec., 2 TD)

### 150 Yards Receiving

By Cardinals: 196, John Brown at Pittsburgh, Oct. 18, 2015 (10 rec.)  
By Opponent: 159, Brandin Cooks at LA Rams, Sep. 16, 2018 (7 rec.)

### 100 Yards Receiving

By Cardinals: 114, Christian Kirk (6 rec., 0 TD), 104, Larry Fitzgerald (5 rec., 0 TD) at Baltimore, Sep. 15, 2019  
By Opponent: 112, Michael Thomas at New Orleans, Oct. 27, 2019 (11 rec., 1 TD)

### Two 100-Yard Receivers

By Cardinals: 114, Christian Kirk (6 rec., 0 TD), 104, Larry Fitzgerald (5 rec., 0 TD) at Baltimore, Sep. 15, 2019  
By Opponent: 117, Austin Hooper (8 rec., 1 TD), 108, Julio Jones (8 rec., 0 TD) vs. Atlanta, Oct. 13, 2019

### Four Receiving Touchdowns

By Cardinals: Roy Green vs. Seattle, Nov. 13, 1983 (15, 23, 7, 63 yards)  
By Opponent: Earnest Gray vs. NY Giants, Sep. 7, 1980 (10, 37, 42, 20 yards)

### Three Receiving Touchdowns

By Cardinals: Larry Fitzgerald at Chicago, Sep. 20, 2015 (8, 28, 9 yards)  
By Opponent: Greg Olsen at Chicago, Nov. 8, 2009 (33, 3, 20 yards)

### Two Receiving Touchdowns

By Cardinals: Larry Fitzgerald vs. Oakland, Nov. 18, 2018 (18, 5 yards)  
By Opponent: Devonta Freeman vs. Atlanta, Oct. 13, 2019 (7, 12 yards)

### 10 or More Receptions in a Game

By Cardinals: Christian Kirk (10 for 59 yards) vs. Carolina, Sep. 22, 2019  
By Opponent: Michael Thomas (11 for 112 yards) at New Orleans, Oct. 27, 2019

## COMBOS

### 100-Yard Rusher/100-Yard Receiver

By Cardinals: Adrian Peterson, 134 rushing yards/Larry Fitzgerald, 138 receiving yards vs. Tampa Bay, Oct. 15, 2017  
By Opponent: Latavius Murray, 102 rushing yards/Michael Thomas, 112 receiving yards at New Orleans, Oct. 27, 2019

### 100-Yard Rusher/Two 100-Yard Receivers

By Cardinals: Johnny Johnson, 103 rushing yards/Ernie Jones, 117 receiving yards/Roy Green, 120 receiving yards vs. Green Bay, Nov. 18, 1990  
By Opponent: Marshawn Lynch, 113 rushing yards/Luke Willson, 139 receiving yards/Doug Baldwin, 113 receiving yards vs. Seattle, Dec. 21, 2014

### 100-Yard Rusher/100-Yard Receiver/300-Yard Passer

By Cardinals: Chris Johnson, 109 rushing yards/Michael Floyd, 106 receiving yards/Carson Palmer 374 passing yards at Cleveland, Nov. 1, 2015  
By Opponent: Latavius Murray, 102 rushing yards/Michael Thomas, 112 receiving yards/Drew Brees, 373 passing yards at New Orleans, Oct. 27, 2019

### Two 100-Yard Receivers/300-Yard Passer

By Cardinals: Christian Kirk, 114; Larry Fitzgerald, 104; Kyler Murray, 349, at Baltimore, Sep. 15, 2019  
By Opponent: Austin Hooper, 117; Julio Jones, 108; Matt Ryan, 356 vs. Atlanta, Oct. 13, 2019

## SCORING

### Four Total Touchdowns

By Cardinals: Ronald Moore vs. LA Rams, Dec. 5, 1993 (4 rush)  
By Opponent: Brian Westbrook at Philadelphia, Nov. 27, 2008 (2 rush, 2 rec.)

### Three Total Touchdowns

By Cardinals: Chase Edmonds at NY Giants, Oct. 20, 2019 (3 rush)  
By Opponent: Todd Gurley at LA Rams, Sep. 16, 2018 (3 rush)

### Two-Point Conversion

By Cardinals: KeeSeason Johnson reception at Baltimore, Sep. 15, 2019  
By Opponent: Malcolm Brown reception at LA Rams, Sep. 16, 2018

### Safety

By Cardinals: Calais Campbell sacked Blaine Gabbert in end zone at San Francisco, Oct. 6, 2016  
By Opponent: Intentional grounding by Josh Rosen in end zone vs. San Francisco, Oct. 28, 2018

## KICKING

### Six Field Goals

By Cardinals: Neil Rackers vs. San Francisco, Oct. 2, 2005 (40, 45, 48, 23, 43, 24 yards)  
By Opponent: Never happened

### Five Field Goals

By Cardinals: Phil Dawson at Washington, Dec. 17, 2017 (40, 35, 19, 34, 32 yards)  
By Opponent: Robbie Gould vs. San Francisco, Oct. 1, 2017 (49, 39, 47, 48, 23 yards)

### Four Field Goals

By Cardinals: Zane Gonzalez at Cincinnati, Oct. 6, 2019 (23, 20, 22, 31 yards)  
By Opponent: Greg Zuerlein vs. LA Rams, Dec. 3, 2017 (56, 20, 24, 41 yards)

### Three Field Goals

By Cardinals: Zane Gonzalez at New Orleans, Oct. 27, 2019 (31, 31, 50 yards)  
By Opponent: Randy Bullock at Cincinnati, Oct. 6, 2019 (23, 48, 23 yards)

### Missed Point-After-Touchdown

By Cardinals: Zane Gonzalez vs. LA Rams, Dec. 23, 2018 (wide right)  
By Opponent: Matt Bryant vs. Atlanta, Oct. 13, 2019 (wide left)



## Blocked Punt

By Cardinals: Cameron Malveaux at Seattle, Dec. 30, 2018 (Michael Dickson punt)  
By Opponent: Michael Thomas at NY Giants, Oct. 20, 2019 (Andy Lee punt)

## Blocked Punt Return For Touchdown

By Cardinals: Dennis Gardeck (Cameron Malveaux block) at Seattle, Dec. 30, 2018, 0 yards (Michael Dickson punt)  
By Opponent: Elijah Penny (Michael Thomas block) at NY Giants, Oct. 20, 2019, 0 yards (Andy Lee punt)

## Blocked Field Goal Attempt

By Cardinals: Rodney Gunter at Seattle, Dec. 24, 2016 (Steven Hauschka 45-yard attempt)  
By Opponent: Michael Brockers vs. LA Rams, Dec. 3, 2017 (Phil Dawson 45-yard attempt)

## Blocked Field Goal Attempt For Touchdown

By Cardinals: Justin Bethel (Adrian Wilson block) vs. Chicago, Dec. 23, 2012, 82 yards (Olindo Mare kick)  
By Opponent: Mike Bass (Verlon Biggs block) at Washington, Sep. 24, 1972, 32 yards (Jim Bakken kick)

## RETURNS

### Punt Return For Touchdown

By Cardinals: Ted Ginn, Jr. at NY Giants, Sep. 14, 2014, 71 yards (Steve Weatherford punt)  
By Opponent: Nick Miller at St. Louis, Nov. 27, 2011, 88 yards (Dave Zastudil punt)

### Kickoff Return For Touchdown

By Cardinals: David Johnson at Chicago, Sep. 20, 2015, 108 yards (Robbie Gould kickoff)  
By Opponent: Tyler Lockett at Seattle, Dec. 31, 2017, 99 yards (Phil Dawson kickoff)

### Interception Return For Touchdown

By Cardinals: Justin Bethel at Detroit, Sep. 10, 2017 (82 yards, Matthew Stafford pass)  
By Opponent: Jadeveon Clowney vs. Seattle, Sep. 29, 2019 (27 yards, Kyler Murray pass)

### Fumble Return For Touchdown

By Cardinals: Budda Baker at Minnesota, Oct. 14, 2018, 36 yards (Kirk Cousins fumble)  
By Opponent: Calais Campbell vs. Jacksonville, Nov. 26, 2017, 10 yards (Blaine Gabbert fumble)

## DEFENSE

### Four Interceptions

By Cardinals: Kwamie Lassiter vs. San Diego, Dec. 27, 1998  
By Opponent: Never happened

### Three Interceptions

By Cardinals: Antrel Rolle at Cincinnati, Nov. 18, 2007  
By Opponent: Marcus Trufant at Seattle, Dec. 9, 2007

### Two Interceptions

By Cardinals: Antoine Bethea vs. NY Giants, Dec. 24, 2017  
By Opponent: Donte Jackson vs. Carolina, Sep. 22, 2019

### Two Interceptions By Teammates

By Cardinals: At Washington, Oct. 16, 1994 (Aeneas Williams and James Williams)  
By Opponent: At Seattle, Dec. 9, 2012 (Richard Sherman and Bobby Wagner)

### Four Quarterback Sacks

By Cardinals: Chandler Jones at NY Giants, Oct. 20, 2019  
By Opponent: Cameron Wake (4.5) vs. Miami, Sep. 30, 2012

### Three Quarterback Sacks

By Cardinals: Chandler Jones (4.0) at NY Giants, Oct. 20, 2019  
By Opponent: Mario Addison vs. Carolina, Sep. 22, 2019

### Two Quarterback Sacks By Teammates

By Cardinals: at San Francisco, Oct. 6, 2016 (Markus Golden 2.0, Calais Campbell 2.0)  
By Opponent: vs. Carolina, Sep. 22, 2019 (Mario Addison 3.0, Christian Miller 2.0)

### Two Opponent Fumble Recoveries

By Cardinals: Jerraud Powers vs. Green Bay, Dec. 27, 2015  
By Opponent: J.J. Watt vs. Houston, Nov. 10, 2013

## TEAM SCORING

### 50 Points Scored By Team

By Cardinals: St. Louis 56 at Minnesota 14, Oct. 6, 1963  
By Opponent: At Seattle 58, Arizona 0, Dec. 9, 2012

### 40 Points Scored By Team

By Cardinals: Arizona 44, at LA Rams 6, Jan. 1, 2017  
By Opponent: Arizona 14, at Atlanta 40, Dec. 16, 2018

### 20 First-Quarter Points

By Cardinals: 21 vs. San Francisco, Sep. 10, 2006  
By Opponent: 21 vs. Denver, Oct. 18, 2018

### 20 Second-Quarter Points

By Cardinals: 24 vs. Tampa Bay, Sep. 18, 2016  
By Opponent: 28 at LA Chargers, Nov. 25, 2018

### 20 Third-Quarter Points

By Cardinals: 21 vs. Green Bay, Dec. 27, 2015  
By Opponent: 21 at San Francisco, Jan. 2, 2018

### 20 Fourth-Quarter Points

By Cardinals: 20 at Seattle, Dec. 24, 2016  
By Opponent: 27 vs. Tampa Bay, Oct. 15, 2017

### 30 One-Half Points

By Cardinals: 31 in first half vs. San Francisco, Sep. 27, 2015  
By Opponent: 35 in first half vs. Denver, Oct. 18, 2018

### Score Touchdown In Each Quarter

By Cardinals: vs. Tampa Bay, Oct. 15, 2017 (14, 10, 7, 7 points)  
By Opponent: at Atlanta, Dec. 16, 2018 (10, 16, 7, 7 points)

## OFFENSE

### 500 Yards Total Offense

By Cardinals: 510 at New Orleans, Oct. 27, 2019  
By Opponent: 596 vs. Seattle, Dec. 21, 2014

### No Sacks/No Interceptions Allowed

By Cardinals: vs. Atlanta, October 13, 2019  
By Opponent: at Kansas City, Nov. 21, 2010

## DEFENSE

### Shutout

By Cardinals: Arizona 23, vs. NY Giants 0, Dec. 24, 2017 (State Farm Stadium)  
By Opponent: Arizona 0, at LA Rams 34, Sep. 16, 2018 (Los Angeles Memorial Coliseum)

### Shutout At Home

By Cardinals: Arizona 23, vs. NY Giants 0, Dec. 24, 2017 (State Farm Stadium)  
By Opponent: Arizona 0, vs. Seattle 38, Sep. 14, 2003 (Sun Devil Stadium)

### Shutout On The Road

By Cardinals: Arizona 38, at Dallas 0, Nov. 16, 1970 (Cotton Bowl)  
By Opponent: Arizona 0, at LA Rams 34, Sep. 16, 2018 (Los Angeles Memorial Coliseum)

## MISCELLANEOUS

### Overtime Win At Home

By Cardinals: Oct. 1, 2017 vs. San Francisco, 18-15 (State Farm Stadium)  
By Opponent: Oct. 14, 2012 vs. Buffalo, 19-16 (State Farm Stadium)

### Overtime Win On The Road

By Cardinals: Sep. 17, 2017 at Indianapolis, 16-13 (Lucas Oil Stadium)  
By Opponent: Nov. 7, 2010 at Minnesota, 27-24 (Metrodome)

### 10 Or More Penalties

By Cardinals: 10, at NY Giants, Oct. 20, 2019 (85 yards)  
By Opponent: 10, at Baltimore, Sep. 15, 2019 (62 yards)

### Tie Game

By Cardinals: Sep. 8, 2019 vs. Detroit, 27-27

### Over 40:00 Time of Possession (Non-OT)

By Cardinals: 42:50 at Seattle, Oct. 18, 2009  
By Opponent: 40:12 at San Francisco, Oct. 7, 2018



# CARDINALS MISCELLANEOUS STATS

Season Record.....	3-4-1	At Home.....	1-2-1	When won coin toss.....	0-2-1
In NFC West Games.....	0-1	On the Road.....	2-2	When lost coin toss.....	3-2
In NFC East Games.....	1-0	Outdoors.....	2-1	When scored first.....	1-2
In NFC North Games.....	0-0-1	Indoors.....	1-3-1	When opp. scores first.....	2-2-1
In NFC South Games.....	1-2	On Natural Grass.....	1-3-1	In overtime games.....	0-0-1
In September.....	0-3-1	When Cards out-rushed opponent.....	1-0		
In October.....	3-1	When Cards out-passed opponent.....	0-2		
In November.....	0-0				
In December.....	0-0				
In January.....	0-0	While wearing white jersey/white pants.....	2-1		
With roof open at State Farm Stadium.....	0-0	While wearing white jersey/red pants.....	0-0		
With roof closed at State Farm Stadium.....	1-2-1	While wearing red jersey/white pants.....	0-3-1		
When Yielding 20 Points or Less.....	0-0	While wearing red jersey/red pants.....	0-0		
When Scoring 20 Points or More.....	3-1-1	While wearing black jersey/white-black pants.....	1-0		
When Led at Halftime.....	3-0	When Tied at Halftime.....	0-0		
When Trailed at Halftime.....	0-4-1	When Led at the End of 3 <sup>rd</sup> Quarter.....	3-0		
When Arizona had a 100-yd rusher.....	1-0	When Trailed at the End of 3 <sup>rd</sup> Quarter.....	0-4-1		
When opp. had a 100-yd rusher.....	0-4	When Tied at the End of 3 <sup>rd</sup> Quarter.....	0-0		
When Arizona had a 100-yd receiver.....	0-1-1	When Arizona had a 300-yard passer.....	1-1-1		
When opp. had a 100-yd receiver.....	2-2-1	When opponent had a 300-yard passer.....	1-1-1		
		When Arizona won turnover margin.....	1-1-1		
		When opponent won turnover margin.....	0-2		

## 2019 Booth Initiated Reviews

Date	Opp	Explanation	Result
9-8	vs. DET	Reviewed the runner was out of bounds for ARZ RB David Johnson	Upheld
		Reviewed the first down ruling for ARZ QB Kyler Murray---(No first down/Out of bounds)	Reversed
		Reviewed the pass completion ruling for DET TE T.J. Hockenson	Upheld
9-29	vs. SEA	Reviewed the runner down by contact ruling for ARZ WR Larry Fitzgerald	Upheld
10-13	vs. ATL	Reviewed the first down ruling for ARZ QB Kyler Murray	Upheld
10-27	@ NO	Reviewed the fumble ruling for NO QB Drew Brees---(No fumble/Incomplete pass)	Reversed

## 2019 Arizona Instant Replay Challenges (0-2)

Date	Opp	Explanation	Result
9-8	vs. DET	Challenged the incomplete pass ruling for ARZ WR Damiere Byrd	Upheld
9-15	@ BAL	Challenged the pass completion ruling for BAL TE Mark Andrews	Upheld

## 2019 Opponent Instant Replay Challenges (1-3)

Date	Opp	Explanation	Result
9-15	@ BAL	Challenged the incomplete pass for possible defensive pass interference by ARZ CB Byron Murphy	Upheld
10-6	@ CIN	Challenged the incomplete pass ruling for CIN WR Alex Erickson (Complete/First down)	Reversed
10-13	vs. ATL	Challenged the runner was down by contact ruling for ARZ WR Damiere Byrd	Upheld
10-20	@ NYG	Challenged the defensive pass interference ruling for NYG CB Janoris Jenkins	Upheld

## 2019 Overtime Scoring Plays (0-0-1)

Date	Opp	Play
9-8	vs. DET	ARZ K Zane Gonzalez made 28-yard field goal DET K Matt Prater made 33-yard field goal

## 2019 Arizona Defensive Touchdowns

Date	Opp	Play
------	-----	------

## 2019 Arizona Return Touchdowns

Date	Opp	Play
------	-----	------

## Arizona Two-Point Conversion Attempts (2-2)

Date	Opp	Play
9-8	vs. DET	Pass attempt from QB Kyler Murray to WR Christian Kirk is complete
9-15	@ BAL	Pass attempt from QB Kyler Murray to WR KeeSean Johnson is complete

## Arizona Onside Kick Attempts/Recoveries (0-0)

Date	Opp	Play
------	-----	------



# CARDINALS SCORING DRIVES



## CARDINALS 2019 REGULAR SEASON SCORING DRIVES

DATE	OPPONENT	ACQUIRED	DRIVE START	PLAYS	YARDS	Q	TIME	FIRST DOWNS	SCORING PLAY
09/08	Detroit	Muffed Punt	DET 8	4	6	Q2	0:21	0	Z. Gonzalez: 20-yard FG
		Punt	ARI 34	8	42	Q3	2:34	2	Z. Gonzalez: 42-yard FG
		Kickoff	ARI 26	10	58	Q4	3:38	2	Z. Gonzalez: 34-yard FG
		Punt	ARI 30	7	70	Q4	2:55	5	D. Johnson: 27-yard pass from K. Murray
		Punt	ARI 40	9	60	Q4	1:48	5	L. Fitzgerald: 4-yard pass from K. Murray
		Kickoff	ARI 25	7	65	OT	2:43	2	Z. Gonzalez: 28-yard FG
09/15	at Baltimore	Downs	ARI 43	7	53	Q1	2:16	2	Z. Gonzalez: 22-yard FG
		Kickoff	ARI 14	13	83	Q2	5:36	3	Z. Gonzalez: 21-yard FG
		Punt	ARI 17	9	81	Q3	3:48	3	Z. Gonzalez: 21-yard FG
		Kickoff	ARI 21	4	79	Q4	2:04	4	D. Johnson: 1-yard run
09/22	Carolina	Fumble	ARI 26	14	74	Q1	6:17	6	L. Fitzgerald: 1-yard pass from K. Murray
		Punt	ARI 31	15	53	Q2	5:58	4	Z. Gonzalez: 34-yard FG
		Kickoff	ARI 25	9	75	Q3	3:40	5	D. Johnson: 3-yard pass from K. Murray
		Kickoff	ARI 21	12	49	Q3	4:57	3	Z. Gonzalez: 47-yard FG
09/29	Seattle	Kickoff	ARI 25	12	60	Q1	5:26	3	Q2: Z. Gonzalez: 33-yard FG
		Punt	ARI 20	8	80	Q4	3:11	6	K. Murray: 9-yard run
10/06	at Cincinnati	Kickoff	ARI 32	9	68	Q1	4:48	5	K. Murray: 6-yard run
		Punt	ARI 20	12	75	Q2	5:01	4	Z. Gonzalez: 23-yard FG
		Kickoff	ARI 25	12	73	Q2	3:27	5	Z. Gonzalez: 20-yard FG
		Downs	CIN 42	7	38	Q3	3:12	1	Q4: Z. Gonzalez: 22-yard FG
		Punt	ARI 22	7	78	Q4	3:08	4	C. Edmonds: 37-yard run
		Kickoff	ARI 25	6	62	Q4	2:00	2	Z. Gonzalez: 31-yard FG
10/13	Atlanta	Kickoff	ARI 22	9	57	Q1	3:42	2	Z. Gonzalez: 39-yard FG
		Punt	ARI 14	9	86	Q1	4:52	4	Q2: C. Edmonds: 2-yard pass from K. Murray
		Punt	ARI 21	4	79	Q2	1:52	4	D. Johnson: 1-yard run
		Kickoff	ARI 25	15	71	Q2	3:33	5	Z. Gonzalez: 22-yard FG
		Kickoff	ARI 36	9	64	Q3	3:35	4	M. Williams: 20-yard pass from K. Murray
		Punt	ATL 45	5	45	Q4	2:00	3	D. Johnson: 14-yard pass from K. Murray
10/20	at N.Y. Giants	Kickoff	ARI 25	13	75	Q1	6:46	5	C. Edmonds: 20-yard run
		Interception	NYG 32	3	32	Q1	1:23	2	C. Edmonds: 20-yard run
		Punt	ARI 17	9	54	Q1	4:29	3	Q2: Z. Gonzalez: 47-yard FG
		Fumble	ARI 49	3	51	Q3	1:21	3	C. Edmonds: 22-yard run
		Fumble	NYG 17	4	0	Q4	0:19	0	Z. Gonzalez: 35-yard FG
10/27	at New Orleans	Missed FG	ARI 37	6	50	Q1	3:13	1	Z. Gonzalez: 31-yard FG
		Kickoff	ARI 36	9	51	Q2	3:41	3	Z. Gonzalez: 31-yard FG
		Kickoff	ARI 25	9	43	Q3	3:43	2	Z. Gonzalez: 50-yard FG
10/31	San Francisco	--	--	--	--	--	--	--	
11/10	at Tampa Bay	--	--	--	--	--	--	--	
11/17	at San Francisco	--	--	--	--	--	--	--	
12/01	L.A. Rams	--	--	--	--	--	--	--	
12/08	Pittsburgh	--	--	--	--	--	--	--	
12/15	Cleveland	--	--	--	--	--	--	--	
12/22	at Seattle	--	--	--	--	--	--	--	
12/29	at L.A. Rams	--	--	--	--	--	--	--	
<b>AVG</b>				<b>8.6</b>	<b>59.4</b>		<b>3:25.47</b>	<b>3.3</b>	



# CARDINALS DEFENSIVE SUMMARIES

## SEPTEMBER 8, 2019 CARDINALS VS. DETROIT LIONS T 27-27 (OT)

TOP TACKLERS		SACKS		INTS		FORCED FUMBLES		RECOVERED FUMBLES	
PLAYER	NO.	PLAYER	NO.	PLAYER	NO.	PLAYER	NO.	PLAYER	NO.
J. Hicks	16	T. Suggs	2.0			C. Jones	1	C. Jones	1
B. Baker	9	C. Jones	1.0			T. Suggs	1		
C. Jones	9								
D. Swearinger Sr.	8								
H. Reddick	7								

## SEPTEMBER 15, 2019 CARDINALS @ BALTIMORE RAVENS L 23-17

TOP TACKLERS		SACKS		INTS		FORCED FUMBLES		RECOVERED FUMBLES	
PLAYER	NO.	PLAYER	NO.	PLAYER	NO.	PLAYER	NO.	PLAYER	NO.
B. Baker	12	C. Marsh Sr.	1.0			B. Baker	1		
J. Hicks	12	C. Peters	1.0						
D. Swearinger Sr.	10								
H. Reddick	9								
B. Murphy Jr.	7								

## SEPTEMBER 22, 2019 CARDINALS VS. CAROLINA PANTHERS L 38-20

TOP TACKLERS		SACKS		INTS		FORCED FUMBLES		RECOVERED FUMBLES	
PLAYER	NO.	PLAYER	NO.	PLAYER	NO.	PLAYER	NO.	PLAYER	NO.
J. Hicks	11	C. Jones	2.0			C. Jones	2	C. Jones	1
H. Reddick	11								
B. Baker	6								
C. Jones	6								
D. Swearinger Sr.	6								

## SEPTEMBER 29, 2019 CARDINALS VS. SEATTLE SEAHAWKS L 27-10

TOP TACKLERS		SACKS		INTS		FORCED FUMBLES		RECOVERED FUMBLES	
PLAYER	NO.	PLAYER	NO.	PLAYER	NO.	PLAYER	NO.	PLAYER	NO.
J. Hicks	12	T. Suggs	1.5			J. Hicks	2		
H. Reddick	10	J. Bullard	1.0			T. Suggs	1		
D. Swearinger Sr.	8	H. Reddick	1.0						
B. Baker	7	J. Hicks	0.5						
T. Suggs	6								

## OCTOBER 6, 2019 CARDINALS @ CINCINNATI BENGALS W 26-23

TOP TACKLERS		SACKS		INTS		FORCED FUMBLES		RECOVERED FUMBLES	
PLAYER	NO.	PLAYER	NO.	PLAYER	NO.	PLAYER	NO.	PLAYER	NO.
B. Murphy Jr.	9	C. Jones	1.0						
J. Bullard	8								
J. Hicks	8								
J. Thompson	8								
H. Reddick	6								

## OCTOBER 13, 2019 CARDINALS VS. ATLANTA FALCONS W 34-33

TOP TACKLERS		SACKS		INTS		FORCED FUMBLES		RECOVERED FUMBLES	
PLAYER	NO.	PLAYER	NO.	PLAYER	NO.	PLAYER	NO.	PLAYER	NO.
J. Hicks	9	R. Gunter	0.5			T. Suggs	1		
H. Reddick	9	C. Jones	0.5						
B. Baker	8	C. Peters	0.5						
B. Murphy Jr.	6	T. Suggs	0.5						
C. Peters	5								

# CARDINALS DEFENSIVE SUMMARIES



OCTOBER 20, 2019  
 CARDINALS @ NEW YORK GIANTS  
 W 27-21

TOP TACKLERS		SACKS		INTS		FORCED FUMBLES		RECOVERED FUMBLES	
PLAYER	NO.	PLAYER	NO.	PLAYER	NO.	PLAYER	NO.	PLAYER	NO.
B. Baker	9	C. Jones	4.0	J. Hicks	1	C. Jones	1	C. Jones	1
J. Hicks	8	C. Peters	1.0			P. Peterson	1	H. Reddick	1
P. Peterson	7	P. Peterson	1.0			T. Suggs	1		
C. Jones	5	B. Reed	1.0						
B. Murphy Jr.	5	T. Suggs	1.0						

OCTOBER 27, 2019  
 CARDINALS @ NEW ORLEANS SAINTS  
 L 31-9

TOP TACKLERS		SACKS		INTS		FORCED FUMBLES		RECOVERED FUMBLES	
PLAYER	NO.	PLAYER	NO.	PLAYER	NO.	PLAYER	NO.	PLAYER	NO.
B. Baker	14			P. Peterson	1				
J. Hicks	10								
B. Murphy Jr.	6								
P. Peterson	6								
J. Thompson	6								



# CARDINALS TURNOVER ANALYSIS

## 2019 REGULAR SEASON - DEFENSIVE TAKEAWAYS

DATE	OPPONENT	TAKEAWAY	QTR.	YD-LINE	RESULT
9/8	Detroit	C. Jones FR (C. Jones FF)	1	ARZ-34	Punt
9/15	at Baltimore	None			
9/22	Carolina	C. Jones FR (C. Jones FF)	1	ARZ-26	TD
9/29	Seattle	None			
10/6	at Cincinnati	None			
10/13	Atlanta	None			
10/20	at N.Y. Giants	J. Hicks INT (D. Jones) C. Jones FR (C. Jones FF) H. Reddick FR (P. Peterson FF)	1 3 4	NYG-46 ARZ-49 NYG-20	TD TD FG
10/27	at New Orleans	P. Peterson INT (D. Brees)	3	ARZ-21	Downs
10/31	San Francisco	--	--	--	--
11/10	at Tampa Bay	--	--	--	--
11/17	at San Francisco	--	--	--	--
12/01	L.A. Rams	--	--	--	--
12/08	Pittsburgh	--	--	--	--
12/15	Cleveland	--	--	--	--
12/22	at Seattle	--	--	--	--
12/29	at L.A. Rams	--	--	--	--

## 2019 REGULAR SEASON - OFFENSIVE GIVEAWAYS

DATE	OPPONENT	GIVEAWAY	QTR.	YD-LINE	RESULT
9/8	Detroit	K. Murray INT (T. Walker)	1	ARZ-24	Fumble
9/15	at Baltimore	None			
9/22	Carolina	K. Murray INT (D. Jackson) K. Murray INT (D. Jackson)	3 4	ARZ-47 ARZ-22	TD FG
9/29	Seattle	K. Murray INT (J. Clowney)	1	ARZ-27	TD
10/6	at Cincinnati	None			
10/13	Atlanta	None			
10/20	at N.Y. Giants	None			
10/27	at New Orleans	None			
10/31	San Francisco	--	--	--	--
11/10	at Tampa Bay	--	--	--	--
11/17	at San Francisco	--	--	--	--
12/01	L.A. Rams	--	--	--	--
12/08	Pittsburgh	--	--	--	--
12/15	Cleveland	--	--	--	--
12/22	at Seattle	--	--	--	--
12/29	at L.A. Rams	--	--	--	--

## 2019 REGULAR SEASON - SPECIAL TEAMS/MISC TAKEAWAYS

DATE	OPPONENT	TAKEAWAY	QTR.	YD-LINE	RESULT
9/8	Detroit	T. Sherfield FR (J. Agnew fumble)	2	DET-8	FG

## 2019 REGULAR SEASON - TURNOVERS

<b>Offense:</b>	4 Giveaways 17 Points (2 TD, 1 FG)	<b>Ratio</b> +3 (7 takeaways, 4 giveaways)
<b>Defense:</b>	6 Takeaways 24 Points (3 TD, 1 FG)	
<b>Special Teams:</b>	0 Giveaway 0 Points (0 TD, 0 FG)	<b>Points Off Turnovers Ratio</b> +10 (27 scored, 17 allowed)
	1 Takeaway 3 Points (0 TD, 1 FG)	



DATE	OPPONENT	RUSHES				RECEPTIONS				RETURNS			
		GAIN	PLAYER	QTR	RESULT	GAIN	PLAYER	QTR	RESULT	GAIN	PLAYER	QTR	RESULT
09/08	Detroit	18 12 10	David Johnson Christian Kirk David Johnson	3 4 4	FG FG TD	41 27t 45	Larry Fitzgerald David Johnson Larry Fitzgerald	4 4 5	FG TD FG	32	Andy Isabella (KR)	3	Punt
09/15	at Baltimore					34 26 31 24 40 21 54	Christian Kirk Christian Kirk KeeSean Johnson Christian Kirk Larry Fitzgerald Maxx Williams Larry Fitzgerald	1 2' 2' 2 3' 3' 4	FG FG FG Half FG FG TD				
09/22	Carolina	12 15 17 20	Kyler Murray David Johnson Kyler Murray Kyler Murray	1' 1' 3 3	TD TD TD FG	23	Larry Fitzgerald	3	TD				
09/29	Seattle	15 10 14	Kyler Murray Chase Edmonds David Johnson	2' 2' 4	Miss FG Miss FG Game	31 28 21	David Johnson David Johnson Maxx Williams	1 2 4	FG Miss FG TD				
10/06	at Cincinnati	11 17 14 15 19 12 37t 24	Kyler Murray David Johnson David Johnson David Johnson Kyler Murray Kyler Murray Chase Edmonds Kyler Murray	1 1 2 2' 2' 4' 4' 4	TD Miss FG FG FG FG TD TD FG	27 23 24 28 24	Charles Clay Trent Sherfield David Johnson Pharoh Cooper David Johnson	1 2 3 3 4	Miss FG FG Punt FG FG	30	Pharoh Cooper (KR)	1	TD
10/13	Atlanta	17 15 14	David Johnson Chase Edmonds Kyler Murray	2 2 3	TD FG TD	38 58 30 31 20t 22	Trent Sherfield Damiere Byrd David Johnson Chase Edmonds Maxx Williams Larry Fitzgerald	1 2 2' 2' 3 3	FG TD TD TD TD Punt	37	Pharoh Cooper (KR)	3	TD
10/20	at N.Y. Giants	20t 11 20t 12 11 22t 11	Chase Edmonds Chase Edmonds Chase Edmonds Chase Edmonds Kyler Murray Chase Edmonds Chase Edmonds	1 1' 1' 1 3' 3' 3	TD TD TD FG TD TD Punt								
10/27	at New Orleans	19	Christian Kirk	4	Downs	47 22	Charles Clay Charles Clay	1 3	FG FG	39	Pharoh Cooper (KR)	2	FG
10/31	San Francisco	--	--	--	--	--	--	--	--	--	--	--	--
11/10	at Tampa Bay	--	--	--	--	--	--	--	--	--	--	--	--
11/17	at San Francisco	--	--	--	--	--	--	--	--	--	--	--	--
12/01	L.A. Rams	--	--	--	--	--	--	--	--	--	--	--	--
12/08	Pittsburgh	--	--	--	--	--	--	--	--	--	--	--	--
12/15	Cleveland	--	--	--	--	--	--	--	--	--	--	--	--
12/22	at Seattle	--	--	--	--	--	--	--	--	--	--	--	--
12/29	at L.A. Rams	--	--	--	--	--	--	--	--	--	--	--	--



# OPPONENT BIG PLAYS

DATE	OPPONENT	RUSHES				RECEPTIONS				RETURNS			
		GAIN	PLAYER	QTR	RESULT	GAIN	PLAYER	QTR	RESULT	GAIN	PLAYER	QTR	RESULT
09/08	Detroit	12	Matthew Stafford	2	TD	28 47t	T.J. Hockenson Danny Amendola	1 2	Punt TD				
						39 24	T.J. Hockenson T.J. Hockenson	2 3'	TD TD				
						23t 21	T.J. Hockenson Marvin Jones Jr.	4' 5'	TD FG				
						23	Marvin Jones Jr.	5'	FG				
09/15	at Baltimore	19	Lamar Jackson	1	TD	27t	Mark Andrews	1	TD				
		16	Mark Ingram	1'	FG	28	Mark Andrews	1	FG				
		16	Lamar Jackson	1'	FG	24	Mark Andrews	2'	TD				
		18	Lamar Jackson	2	TD	20	Mark Ingram	2'	TD				
		11	Lamar Jackson	3	Punt	41	Marquise Brown	4	Game				
		19	Lamar Jackson	3	FG								
		10	Lamar Jackson	4	FG								
		14	Lamar Jackson	4	Punt								
		11	Mark Ingram	4	Game								
09/22	Carolina	12	D.J. Moore	1	TD	52t	D.J. Moore	2	TD				
		76t	Christian McCaffrey	3	TD	20	Greg Olsen	3'	TD				
						33	Jarius Wright	3'	TD				
09/29	Seattle	11	Chris Carson	2	FG	32	Jaron Brown	2'	TD				
		10	Chris Carson	3	Punt	28	Tyler Lockett	2'	TD				
		12	Chris Carson	4	TD								
10/06	at Cincinnati	13	Joe Mixon	1'	FG	29	Tyler Boyd	4'	TD	52	Brandon Wilson (KR)	2	FG
		18	Joe Mixon	1'	FG	42t	Tyler Boyd	4'	TD				
		15	Joe Mixon	3	FG								
10/13	Atlanta	15	Devonta Freeman	1	TD	21	Jaeden Graham	2	FG	33	Ito Smith (KR)	2	Punt
		14	Devonta Freeman	3	TD	20	Julio Jones	3	FG				
						22	Austin Hooper	3	TD				
						23	Calvin Ridley	4'	TD				
						30	Austin Hooper	4'	TD				
						22	Julio Jones	4	TD				
10/20	at N.Y. Giants	11	Daniel Jones	1	INT	20	Golden Tate	2'	TD	30	Darius Slayton (KR)	3	Miss FG
		20	Saquon Barkley	2	TD	28t	Rhett Ellison	2'	TD				
		11	Saquon Barkley	4	TD	20	Darius Slayton	4	TD				
10/27	at New Orleans	10	Latavius Murray	1'	FG	22	Taysom Hill	1	FG				
		11	Latavius Murray	1'	FG	28	Michael Thomas	2	TD				
		10	Latavius Murray	2	TD	28	Ted Ginn Jr.	3'	TD				
		28	Latavius Murray	4	TD	29	Josh Hill	4'	TD				
		31	Dwayne Washington	4		36	Taysom Hill	4	TD				
10/31	San Francisco	--	--	--	--	--	--	--	--	--	--	--	--
11/10	at Tampa Bay	--	--	--	--	--	--	--	--	--	--	--	--
11/17	at San Francisco	--	--	--	--	--	--	--	--	--	--	--	--
12/01	L.A. Rams	--	--	--	--	--	--	--	--	--	--	--	--
12/08	Pittsburgh	--	--	--	--	--	--	--	--	--	--	--	--
12/15	Cleveland	--	--	--	--	--	--	--	--	--	--	--	--
12/22	at Seattle	--	--	--	--	--	--	--	--	--	--	--	--
12/29	at L.A. Rams	--	--	--	--	--	--	--	--	--	--	--	--

# CARDINALS SCORING AND TAKEAWAY-GIVEAWAY



DATE	OPPONENT	W/L/T	CARDINALS					OPPONENTS					POINT DIFF	OVERALL RECORD		
			1ST	2ND	3RD	4TH	OT	TOTAL	1ST	2ND	3RD	4TH			OT	TOTAL
9/8	Detroit	T	0	3	3	18	3	27	0	17	0	7	3	27	0	0-0-1
9/15	at Baltimore	L	3	3	3	8	--	17	7	10	0	6	--	23	-6	0-1-1
9/22	Carolina	L	7	3	10	0	--	20	0	14	14	10	--	38	-18	0-2-1
9/29	Seattle	L	0	3	0	7	--	10	10	10	0	7	--	27	-17	0-3-1
10/6	at Cincinnati	W	7	6	0	13	--	26	3	3	3	14	--	23	3	1-3-1
10/13	Atlanta	W	3	17	7	7	--	34	7	3	10	13	--	33	1	2-3-1
10/20	at N.Y. Giants	W	14	3	7	3	--	27	0	14	0	7	--	21	6	3-3-1
10/27	at New Orleans	L	3	3	3	0	--	9	0	10	7	14	--	31	-22	3-4-1
10/31	San Francisco	--	--	--	--	--	--	--	--	--	--	--	--	--	--	--
11/10	at Tampa Bay	--	--	--	--	--	--	--	--	--	--	--	--	--	--	--
11/17	at San Francisco	--	--	--	--	--	--	--	--	--	--	--	--	--	--	--
12/1	L.A. Rams	--	--	--	--	--	--	--	--	--	--	--	--	--	--	--
12/8	Pittsburgh	--	--	--	--	--	--	--	--	--	--	--	--	--	--	--
12/15	Cleveland	--	--	--	--	--	--	--	--	--	--	--	--	--	--	--
12/22	at Seattle	--	--	--	--	--	--	--	--	--	--	--	--	--	--	--
12/29	at L.A. Rams	--	--	--	--	--	--	--	--	--	--	--	--	--	--	--
<b>2019 TOTALS:</b>		<b>3-4-1</b>	<b>37</b>	<b>41</b>	<b>33</b>	<b>56</b>	<b>3</b>	<b>170</b>	<b>27</b>	<b>81</b>	<b>34</b>	<b>78</b>	<b>3</b>	<b>223</b>	<b>-53</b>	<b>3-4-1</b>
<b>AVG/GAME:</b>			<b>4.6</b>	<b>5.1</b>	<b>4.1</b>	<b>7.0</b>	<b>3.0</b>	<b>21.3</b>	<b>3.4</b>	<b>10.1</b>	<b>4.3</b>	<b>9.8</b>	<b>3.0</b>	<b>27.9</b>	<b>-6.6</b>	

## 2019 REGULAR SEASON TAKEAWAY/GIVEAWAY CHART

DATE	OPPONENT	ARI +/- RATIO	ARI TAKEAWAYS	POINTS OFF TAKEAWAYS	ARI GIVEAWAYS	POINTS OFF GIVEAWAYS	POINTS OFF TO RATIO
09/08	Detroit	+1	2 (2 FUM, 0 INT)	3	1 (0 FUM, 1 INT)	0	+3
09/15	at Baltimore	0	0 (0 FUM, 0 INT)	0	0 (0 FUM, 0 INT)	0	0
09/22	Carolina	-1	1 (1 FUM, 0 INT)	7	2 (0 FUM, 2 INT)	10	-3
09/29	Seattle	-1	0 (0 FUM, 0 INT)	0	1 (0 FUM, 1 INT)	7	-7
10/06	at Cincinnati	0	0 (0 FUM, 0 INT)	0	0 (0 FUM, 0 INT)	0	0
10/13	Atlanta	0	0 (0 FUM, 0 INT)	0	0 (0 FUM, 0 INT)	0	0
10/20	at N.Y. Giants	+3	3 (2 FUM, 1 INT)	17	0 (0 FUM, 0 INT)	0	+17
10/27	at New Orleans	+1	1 (0 FUM, 1 INT)	0	0 (0 FUM, 0 INT)	0	0
10/31	San Francisco	--	--	--	--	--	--
11/10	at Tampa Bay	--	--	--	--	--	--
11/17	at San Francisco	--	--	--	--	--	--
12/01	L.A. Rams	--	--	--	--	--	--
12/08	Pittsburgh	--	--	--	--	--	--
12/15	Cleveland	--	--	--	--	--	--
12/22	at Seattle	--	--	--	--	--	--
12/29	at L.A. Rams	--	--	--	--	--	--
<b>TOTALS</b>		<b>+3</b>	<b>7 (5 FUM, 2 INT)</b>	<b>27</b>	<b>4 (0 FUM, 4 INT)</b>	<b>17</b>	<b>+10</b>



# CARDINALS POSSESSION BREAKDOWN

DATE	OPPONENT	QB	POSS	TD	PAT	2-PT	M-2PT	FG	FGA	FGM	BK-FG	PUNT	INT	FUM	SAF	DWNS	HF	GM	PTS	TD%	SCORE%	PTS/POSS
9/8	Detroit	K. Murray	16	2	1	1	1	4	4	0	0	8	1	0	0	0	1	0	27	12.5	37.5	1.69
9/15	at Baltimore	K. Murray	10	1	0	1	1	3	3	0	0	5	0	0	0	0	1	0	17	10.0	40.0	1.70
9/22	Carolina	K. Murray	11	2	2	0	0	2	2	0	0	5	2	0	0	0	0	0	20	18.2	36.4	1.82
9/29	Seattle	K. Murray	10	1	1	0	0	1	3	2	0	3	1	0	0	0	1	1	10	10.0	20.0	1.00
10/6	at Cincinnati	K. Murray	10	2	2	0	0	4	5	1	0	3	0	0	0	0	0	0	26	20.0	60.0	2.60
10/13	Atlanta	K. Murray	10	4	4	0	0	2	2	0	0	3	0	0	0	0	0	1	34	40.0	60.0	3.40
10/20	at N.Y. Giants	K. Murray	12	3	3	0	0	2	2	0	0	5	0	0	0	0	1	1	27	25.0	41.7	2.25
10/27	at New Orleans	K. Murray	10	0	0	0	0	3	3	0	0	5	0	0	0	2	0	0	9	0.0	30.0	0.90
10/31	San Francisco	--	--	--	--	--	--	--	--	--	--	--	--	--	--	--	--	--	--	--	--	--
11/10	at Tampa Bay	--	--	--	--	--	--	--	--	--	--	--	--	--	--	--	--	--	--	--	--	--
11/17	at San Francisco	--	--	--	--	--	--	--	--	--	--	--	--	--	--	--	--	--	--	--	--	--
12/1	L.A. Rams	--	--	--	--	--	--	--	--	--	--	--	--	--	--	--	--	--	--	--	--	--
12/8	Pittsburgh	--	--	--	--	--	--	--	--	--	--	--	--	--	--	--	--	--	--	--	--	--
12/15	Cleveland	--	--	--	--	--	--	--	--	--	--	--	--	--	--	--	--	--	--	--	--	--
12/22	at Seattle	--	--	--	--	--	--	--	--	--	--	--	--	--	--	--	--	--	--	--	--	--
12/29	at L.A. Rams	--	--	--	--	--	--	--	--	--	--	--	--	--	--	--	--	--	--	--	--	--
<b>K. MURRAY TOTALS:</b>			<b>89</b>	<b>15</b>	<b>13</b>	<b>2</b>	<b>2</b>	<b>21</b>	<b>24</b>	<b>3</b>	<b>0</b>	<b>37</b>	<b>4</b>	<b>0</b>	<b>0</b>	<b>2</b>	<b>4</b>	<b>3</b>	<b>170</b>	<b>16.9</b>	<b>40.4</b>	<b>1.91</b>
<b>2019 TOTALS:</b>			<b>89</b>	<b>15</b>	<b>13</b>	<b>2</b>	<b>2</b>	<b>21</b>	<b>24</b>	<b>3</b>	<b>0</b>	<b>37</b>	<b>4</b>	<b>0</b>	<b>0</b>	<b>2</b>	<b>4</b>	<b>3</b>	<b>170</b>	<b>16.9</b>	<b>40.4</b>	<b>1.91</b>

DATE	OPPONENT	QB	POSS	TD	PAT	2-PT	M-2PT	FG	FGA	FGM	BK-FG	PUNT	INT	FUM	SAF	DWNS	HF	GM	PTS	TD%	SCORE%	PTS/POSS
9/8	Detroit	M. Stafford	15	3	3	0	0	2	2	0	0	8	0	2	0	1	0	0	27	20.0	33.3	1.80
9/15	at Baltimore	L. Jackson	10	2	2	0	0	3	3	0	0	3	0	0	0	1	0	1	23	20.0	50.0	2.30
9/22	Carolina	K. Allen	12	5	5	0	0	1	1	0	0	3	0	1	0	0	1	1	38	41.7	50.0	3.17
9/29	Seattle	R. Wilson	8	2	3	0	0	2	2	0	0	4	0	0	0	0	0	0	20	25.0	50.0	2.50
10/6	at Cincinnati	A. Dalton	9	2	2	0	0	3	3	0	0	3	0	0	0	1	0	0	23	22.2	55.6	2.56
10/13	Atlanta	M. Ryan	9	4	4	0	0	2	2	0	0	3	0	0	0	0	1	0	33	44.4	66.7	3.67
10/20	at N.Y. Giants	D. Jones	10	2	3	0	0	0	1	1	0	3	1	2	0	1	0	0	14	20.0	20.0	1.40
10/27	at New Orleans	D. Brees	12	4	4	0	0	1	2	1	0	2	1	0	0	0	1	1	31	33.3	41.7	2.58
10/31	San Francisco	--	--	--	--	--	--	--	--	--	--	--	--	--	--	--	--	--	--	--	--	--
11/10	at Tampa Bay	--	--	--	--	--	--	--	--	--	--	--	--	--	--	--	--	--	--	--	--	--
11/17	at San Francisco	--	--	--	--	--	--	--	--	--	--	--	--	--	--	--	--	--	--	--	--	--
12/1	L.A. Rams	--	--	--	--	--	--	--	--	--	--	--	--	--	--	--	--	--	--	--	--	--
12/8	Pittsburgh	--	--	--	--	--	--	--	--	--	--	--	--	--	--	--	--	--	--	--	--	--
12/15	Cleveland	--	--	--	--	--	--	--	--	--	--	--	--	--	--	--	--	--	--	--	--	--
12/22	at Seattle	--	--	--	--	--	--	--	--	--	--	--	--	--	--	--	--	--	--	--	--	--
12/29	at L.A. Rams	--	--	--	--	--	--	--	--	--	--	--	--	--	--	--	--	--	--	--	--	--
<b>2019 TOTALS:</b>			<b>85</b>	<b>24</b>	<b>26</b>	<b>0</b>	<b>0</b>	<b>14</b>	<b>16</b>	<b>2</b>	<b>0</b>	<b>29</b>	<b>2</b>	<b>5</b>	<b>0</b>	<b>4</b>	<b>3</b>	<b>3</b>	<b>209</b>	<b>28.2</b>	<b>44.7</b>	<b>2.46</b>



# THIRD DOWN EFFICIENCY ANALYSIS



## CARDINALS 2019 REGULAR SEASON THIRD DOWN EFFICIENCY

### CARDINALS

Date	Opponent	3rd & 1	3rd & 2	3rd & 3	3rd & 4	3rd & 5	3rd & 6	3rd & 7	3rd & 8	3rd & 9	3rd & 10+	Total
09/08	Detroit	1/2	1/2	0/0	1/2	1/1	0/0	3/5	1/2	0/1	1/7	9/22
09/15	at Baltimore	0/1	0/0	0/1	0/0	0/1	1/1	0/0	0/1	1/1	0/5	2/11
09/22	Carolina	6/6	0/0	0/0	1/1	1/2	0/0	0/2	1/1	0/0	0/5	9/17
09/29	Seattle	0/0	0/0	1/1	0/1	0/0	0/0	0/0	2/3	0/1	0/3	3/9
10/06	at Cincinnati	1/1	0/0	1/1	0/1	1/1	0/1	1/3	0/0	1/2	1/3	6/13
10/13	Atlanta	1/2	2/2	0/0	0/0	2/3	0/0	0/1	1/1	0/0	1/4	7/13
10/20	at N.Y. Giants	1/1	1/1	0/0	0/0	2/3	1/2	1/2	0/0	0/0	1/6	7/15
10/27	at New Orleans	0/1	1/2	0/1	1/2	0/1	0/0	0/1	0/0	0/1	0/3	2/12
10/31	San Francisco	--	--	--	--	--	--	--	--	--	--	--
11/10	at Tampa Bay	--	--	--	--	--	--	--	--	--	--	--
11/17	at San Francisco	--	--	--	--	--	--	--	--	--	--	--
12/01	L.A. Rams	--	--	--	--	--	--	--	--	--	--	--
12/08	Pittsburgh	--	--	--	--	--	--	--	--	--	--	--
12/15	Cleveland	--	--	--	--	--	--	--	--	--	--	--
12/22	at Seattle	--	--	--	--	--	--	--	--	--	--	--
12/29	at L.A. Rams	--	--	--	--	--	--	--	--	--	--	--
<b>TOTALS</b>		<b>10 / 14</b>	<b>5 / 7</b>	<b>2 / 4</b>	<b>3 / 7</b>	<b>7 / 12</b>	<b>2 / 4</b>	<b>5 / 14</b>	<b>5 / 8</b>	<b>2 / 6</b>	<b>4 / 36</b>	<b>45 / 112</b>
		<b>71.4%</b>	<b>71.4%</b>	<b>50.0%</b>	<b>42.9%</b>	<b>58.3%</b>	<b>50.0%</b>	<b>35.7%</b>	<b>62.5%</b>	<b>33.3%</b>	<b>11.1%</b>	<b>40.2%</b>
		<b>3RD &amp; 1-3: 17 / 25 = 68.0%</b>			<b>3RD &amp; 4-6: 12 / 23 = 52.2%</b>			<b>3RD &amp; 7-10+: 16 / 64 = 25.0%</b>				

## OPPONENT 2019 REGULAR SEASON THIRD DOWN EFFICIENCY

### OPPONENT

Date	Opponent	3rd & 1	3rd & 2	3rd & 3	3rd & 4	3rd & 5	3rd & 6	3rd & 7	3rd & 8	3rd & 9	3rd & 10+	Total
09/08	Detroit	2/4	1/1	1/1	0/0	0/1	0/2	1/2	0/1	0/0	1/6	6/18
09/15	at Baltimore	1/1	0/1	0/0	1/2	0/0	1/1	2/2	0/0	0/0	2/7	7/14
09/22	Carolina	0/0	0/0	1/1	0/1	3/5	0/0	0/2	0/0	0/0	0/1	4/10
09/29	Seattle	0/0	2/2	0/0	1/2	0/1	0/1	0/0	0/0	0/1	1/3	4/10
10/06	at Cincinnati	1/1	2/2	0/0	0/0	1/5	0/0	0/1	0/1	0/0	1/2	5/12
10/13	Atlanta	2/2	1/2	0/0	2/2	0/0	0/0	0/2	0/0	0/0	1/3	6/11
10/20	at N.Y. Giants	0/0	0/0	0/1	1/1	0/0	0/0	1/1	1/1	0/0	1/8	4/12
10/27	at New Orleans	2/2	1/2	1/1	0/1	0/0	1/2	2/2	0/1	0/0	0/1	7/12
10/31	San Francisco	--	--	--	--	--	--	--	--	--	--	--
11/10	at Tampa Bay	--	--	--	--	--	--	--	--	--	--	--
11/17	at San Francisco	--	--	--	--	--	--	--	--	--	--	--
12/01	L.A. Rams	--	--	--	--	--	--	--	--	--	--	--
12/08	Pittsburgh	--	--	--	--	--	--	--	--	--	--	--
12/15	Cleveland	--	--	--	--	--	--	--	--	--	--	--
12/22	at Seattle	--	--	--	--	--	--	--	--	--	--	--
12/29	at L.A. Rams	--	--	--	--	--	--	--	--	--	--	--
<b>TOTALS</b>		<b>8 / 10</b>	<b>7 / 10</b>	<b>3 / 4</b>	<b>5 / 9</b>	<b>4 / 12</b>	<b>2 / 6</b>	<b>6 / 12</b>	<b>1 / 4</b>	<b>0 / 1</b>	<b>7 / 31</b>	<b>43 / 99</b>
		<b>80.0%</b>	<b>70.0%</b>	<b>75.0%</b>	<b>55.6%</b>	<b>33.3%</b>	<b>33.3%</b>	<b>50.0%</b>	<b>25.0%</b>	<b>0.0%</b>	<b>22.6%</b>	<b>43.4%</b>
		<b>3RD &amp; 1-3: 18 / 24 = 75.0%</b>			<b>3RD &amp; 4-6: 11 / 27 = 40.7%</b>			<b>3RD &amp; 7-10+: 14 / 48 = 29.2%</b>				



# RED ZONE BREAKDOWN

## CARDINALS

Date	Opponent	Pos	TD	PAT	2-Pt.	Miss		Blk/				Fum	Dwns	Half	Game	Pts	Score		Pts/ Poss
						PAT	FG	FGA	MFG	INT	TD%						Pct.		
09/08	Detroit	4	1	0	1	0	3	3	0	0	0	0	0	0	0	17	25.0	100.0	4.3
09/15	at Baltimore	4	1	0	1	0	3	3	0	0	0	0	0	0	0	17	25.0	100.0	4.3
09/22	Carolina	3	2	2	0	0	1	1	0	0	0	0	0	0	0	17	66.7	100.0	5.7
09/29	Seattle	3	1	1	0	0	1	1	0	0	0	0	0	0	1	10	33.3	66.7	3.3
10/06	at Cincinnati	6	1	1	0	0	4	5	1	0	0	0	0	0	0	19	16.7	83.3	3.2
10/13	Atlanta	4	3	3	0	0	1	1	0	0	0	0	0	0	0	24	75.0	100.0	6.0
10/20	at N.Y. Giants	2	0	0	0	0	1	1	0	0	0	0	0	0	1	3	0.0	50.0	1.5
10/27	at New Orleans	2	0	0	0	0	2	2	0	0	0	0	0	0	0	6	0.0	100.0	3.0
10/31	San Francisco	--	--	--	--	--	--	--	--	--	--	--	--	--	--	--	--	--	--
11/10	at Tampa Bay	--	--	--	--	--	--	--	--	--	--	--	--	--	--	--	--	--	--
11/17	at San Francisco	--	--	--	--	--	--	--	--	--	--	--	--	--	--	--	--	--	--
12/01	L.A. Rams	--	--	--	--	--	--	--	--	--	--	--	--	--	--	--	--	--	--
12/08	Pittsburgh	--	--	--	--	--	--	--	--	--	--	--	--	--	--	--	--	--	--
12/15	Cleveland	--	--	--	--	--	--	--	--	--	--	--	--	--	--	--	--	--	--
12/22	at Seattle	--	--	--	--	--	--	--	--	--	--	--	--	--	--	--	--	--	--
12/29	at L.A. Rams	--	--	--	--	--	--	--	--	--	--	--	--	--	--	--	--	--	--
<b>TOTALS</b>		<b>28</b>	<b>9</b>	<b>7</b>	<b>2</b>	<b>0</b>	<b>16</b>	<b>17</b>	<b>1</b>	<b>0</b>	<b>0</b>	<b>0</b>	<b>0</b>	<b>2</b>	<b>113</b>	<b>32.1</b>	<b>89.3</b>	<b>4.0</b>	

## OPPONENT

Date	Opponent	Pos	TD	PAT	2-Pt.	Miss		Blk/				Fum	Dwns	Half	Game	Pts	Score		Pts/ Poss
						PAT	FG	FGA	MFG	INT	TD%						Pct.		
09/08	Detroit	3	2	2	0	0	1	1	0	0	0	0	0	0	0	17	66.7	100.0	5.7
09/15	at Baltimore	4	1	1	0	0	2	2	0	0	0	0	0	0	1	13	25.0	75.0	3.3
09/22	Carolina	5	3	3	0	0	1	1	0	0	1	0	0	0	0	24	60.0	80.0	4.8
09/29	Seattle	4	2	2	0	0	2	2	0	0	0	0	0	0	0	20	50.0	100.0	5.0
10/06	at Cincinnati	3	1	1	0	0	2	2	0	0	0	0	0	0	0	13	33.3	100.0	4.3
10/13	Atlanta	5	4	3	0	1	1	1	0	0	0	0	0	0	0	30	80.0	100.0	6.0
10/20	at N.Y. Giants	2	1	1	0	0	0	1	1	0	0	0	0	0	0	7	50.0	50.0	3.5
10/27	at New Orleans	6	4	4	0	0	1	1	0	0	0	0	0	0	1	31	66.7	83.3	5.2
10/31	San Francisco	--	--	--	--	--	--	--	--	--	--	--	--	--	--	--	--	--	--
11/10	at Tampa Bay	--	--	--	--	--	--	--	--	--	--	--	--	--	--	--	--	--	--
11/17	at San Francisco	--	--	--	--	--	--	--	--	--	--	--	--	--	--	--	--	--	--
12/01	L.A. Rams	--	--	--	--	--	--	--	--	--	--	--	--	--	--	--	--	--	--
12/08	Pittsburgh	--	--	--	--	--	--	--	--	--	--	--	--	--	--	--	--	--	--
12/15	Cleveland	--	--	--	--	--	--	--	--	--	--	--	--	--	--	--	--	--	--
12/22	at Seattle	--	--	--	--	--	--	--	--	--	--	--	--	--	--	--	--	--	--
12/29	at L.A. Rams	--	--	--	--	--	--	--	--	--	--	--	--	--	--	--	--	--	--
<b>TOTALS</b>		<b>32</b>	<b>18</b>	<b>17</b>	<b>0</b>	<b>1</b>	<b>10</b>	<b>11</b>	<b>1</b>	<b>0</b>	<b>1</b>	<b>0</b>	<b>0</b>	<b>2</b>	<b>155</b>	<b>56.3</b>	<b>87.5</b>	<b>4.8</b>	

# CARDINALS HIGHS AND LOWS



## OFFENSIVE

HIGH	DATE	OPPONENT		OPPONENT	DATE	LOW
34	10/13	vs. Atlanta	Points	at New Orleans	10/27	9
4	10/13	vs. Atlanta	Total Touchdowns	at New Orleans	10/27	0
82	9/8	vs. Detroit	Total Plays	at New Orleans	10/27	49
514	10/6	at Cincinnati	Total Net Yards	at New Orleans	10/27	237
26	10/6	at Cincinnati	Total First Downs	at New Orleans	10/27	10
11	10/6	at Cincinnati	First Downs Rushing	at Baltimore	9/15	2
16	9/8	vs. Detroit	First Downs Passing	at New Orleans	10/27	
	10/13	vs. Atlanta		at N.Y. Giants	10/20	8
2	9/8	vs. Detroit	First Down Penalties	at New Orleans	10/27	0
	9/22	vs. Carolina				
	9/29	vs. Seattle				
	10/6	at Cincinnati				
	10/13	vs. Atlanta				
	10/20	at N.Y. Giants				
53.9%	10/13	vs. Atlanta	Third Down Efficiency	at New Orleans	10/27	16.7%
7.2	10/6	at Cincinnati	Average Yards Per Play	vs. Carolina	9/22	3.4
266	10/6	at Cincinnati	Total Net Yards Rushing	at Baltimore	9/15	20
38	10/6	at Cincinnati	Rushing Attempts	at Baltimore	9/15	11
	10/20	at N.Y. Giants		at New Orleans	10/27	
7	10/6	at Cincinnati	Rushing Average Yards	at Baltimore	9/15	1.8
3	10/20	at N.Y. Giants	Rushing Touchdowns	vs. Detroit	9/8	0
				vs. Carolina	9/22	
				at New Orleans	10/27	
340	10/13	vs. Atlanta	Total Net Yards Passing	at N.Y. Giants	10/20	89
54	9/8	vs. Detroit	Passing Attempts	at N.Y. Giants	10/20	21
30	9/22	vs. Carolina	Passing Completions	at N.Y. Giants	10/20	14
3	10/13	vs. Atlanta	Passing Touchdowns	at Baltimore	9/15	0
				vs. Seattle	9/29	
				at Cincinnati	10/6	
				at N.Y. Giants	10/20	
				at New Orleans	10/27	
9.2	10/13	vs. Atlanta	Passing Yards Average	vs. Carolina	9/22	2.5
2	9/22	vs. Carolina	Passes Thrown for Interception	at Baltimore	9/15	0
				at Cincinnati	10/6	
				vs. Atlanta	10/13	
				at N.Y. Giants	10/20	
				at New Orleans	10/27	
8	9/22	vs. Carolina	Times Sacked	vs. Atlanta	10/13	0
46	9/22	vs. Carolina	Sack Yards Lost	vs. Atlanta	10/13	0
8	9/22	vs. Carolina	QB Sacks	vs. Atlanta	10/13	0
8	9/8	vs. Detroit	Total Punts	vs. Seattle	9/29	3
				at Cincinnati	10/6	
				vs. Atlanta	10/13	
380	9/8	vs. Detroit	Total Punt Yards	vs. Seattle	9/29	141
53.4	9/15	at Baltimore	Punt Gross Average Yards	at N.Y. Giants	10/20	33.8
48	9/29	vs. Seattle	Punt Net Average Yards	at N.Y. Giants	10/20	22
3	9/8	vs. Detroit	Punt Returns	at Baltimore	9/15	1
				vs. Seattle	9/29	
				vs. Atlanta	10/13	
				at N.Y. Giants	10/20	
				at New Orleans	10/27	
24	10/6	at Cincinnati	Punt Return Yards	at Baltimore	9/15	0
12.0	10/6	at Cincinnati	Punt Return Yards Average	at Baltimore	9/15	0.0
4	9/8	vs. Detroit	Kickoff Returns	vs. Seattle	9/29	0
	9/15	at Baltimore				
86	9/8	vs. Detroit	Kickoff Return Yards	vs. Seattle	9/29	0
				at N.Y. Giants	10/20	
12	10/6	at Cincinnati	Total Penalties	at New Orleans	10/27	5
96	10/6	at Cincinnati	Penalty Yards	vs. Detroit	9/8	35
				at New Orleans	10/27	
1	9/15	at Baltimore	Total Fumbles	vs. Detroit	9/8	0
	10/27	at New Orleans		vs. Carolina	9/22	
				vs. Seattle	9/29	
				at Cincinnati	10/6	
				vs. Atlanta	10/13	
				at N.Y. Giants	10/20	



# CARDINALS HIGHS AND LOWS

0	9/8 9/15 9/22 9/29 10/6 10/13 10/20 10/27	vs. Detroit at Baltimore vs. Carolina vs. Seattle at Cincinnati vs. Atlanta at N.Y. Giants at New Orleans	<b>Fumbles Lost</b>	vs. Detroit at Baltimore vs. Carolina vs. Seattle at Cincinnati vs. Atlanta at N.Y. Giants at New Orleans	9/8 9/15 9/22 9/29 10/6 10/13 10/20 10/27	0
31:44	9/22	vs. Carolina	<b>Time of Possession</b>	at New Orleans	10/27	22:01



## DEFENSIVE

HIGH	DATE	OPPONENT		OPPONENT	DATE	LOW
38	9/22	vs. Carolina	Points	at N.Y. Giants	10/20	21
5	9/22	vs. Carolina	Total Touchdowns	at Baltimore	9/15	2
80	9/8	vs. Detroit	Total Plays	at Cincinnati	10/6	
510	10/27	at New Orleans	Total Net Yards	vs. Carolina	9/22	59
31	10/13	vs. Atlanta	Total First Downs	vs. Seattle	9/29	
				at Cincinnati	10/6	
				at N.Y. Giants	10/20	263
9	9/15	at Baltimore	First Downs Rushing	vs. Carolina	9/22	4
	9/29	vs. Seattle				
20	10/13	vs. Atlanta	First Downs Passing	vs. Seattle	9/29	10
	10/27	at New Orleans				
4	10/13	vs. Atlanta	First Down Penalties	at New Orleans	10/27	0
58.3%	10/27	at New Orleans	Third Down Efficiency	vs. Detroit	9/8	33.3%
				at N.Y. Giants	10/20	
7.1	10/27	at New Orleans	Average Yards Per Play	at N.Y. Giants	10/20	4
182	9/15	at Baltimore	Total Net Yards Rushing	vs. Atlanta	10/13	103
33	9/15	at Baltimore	Rushing Attempts	at N.Y. Giants	10/20	22
5.6	9/22	vs. Carolina	Rushing Average Yards	vs. Detroit	9/8	3.6
1	9/22	vs. Carolina	Rushing Touchdowns	vs. Detroit	9/8	0
	9/29	vs. Seattle		at Baltimore	9/15	
	10/20	at N.Y. Giants		at Cincinnati	10/6	
	10/27	at New Orleans		vs. Atlanta	10/13	
373	10/27	at New Orleans	Total Net Yards Passing	at N.Y. Giants	10/20	156
45	9/8	vs. Detroit	Passing Attempts	vs. Carolina	9/22	26
34	10/27	at New Orleans	Passing Completions	vs. Carolina	9/22	19
4	9/22	vs. Carolina	Passing Touchdowns	vs. Seattle	9/29	1
	10/13	vs. Atlanta		at N.Y. Giants	10/20	
9	10/13	vs. Atlanta	Passing Yards Average	at N.Y. Giants	10/20	3.6
1	10/20	at N.Y. Giants	Passes Thrown for Interception	vs. Detroit	9/8	0
	10/27	at New Orleans		at Baltimore	9/15	
				vs. Carolina	9/22	
				vs. Seattle	9/29	
				at Cincinnati	10/6	
				vs. Atlanta	10/13	
8	10/20	at N.Y. Giants	Times Sacked	at New Orleans	10/27	0
67	10/20	at N.Y. Giants	Sack Yards Lost	at Cincinnati	10/6	0
				at New Orleans	10/27	
8	10/20	at N.Y. Giants	QB Sacks	at New Orleans	10/27	0
8	9/8	vs. Detroit	Total Punts	at New Orleans	10/27	2
314	9/8	vs. Detroit	Total Punt Yards	at New Orleans	10/27	88
49	10/6	at Cincinnati	Punt Gross Average Yards	at N.Y. Giants	10/20	37.3
43	9/15	at Baltimore	Punt Net Average Yards	at N.Y. Giants	10/20	36.3
5	9/8	vs. Detroit	Punt Returns	vs. Carolina	9/22	1
				at N.Y. Giants	10/20	
45	9/15	at Baltimore	Punt Return Yards	vs. Seattle	9/29	-3
17.0	10/20	at N.Y. Giants	Punt Return Yards Average	vs. Seattle	9/29	-1.5
4	10/20	at N.Y. Giants	Kickoff Returns	at New Orleans	10/27	0
97	10/6	at Cincinnati	Kickoff Return Yards	at New Orleans	10/27	0
10	9/15	at Baltimore	Total Penalties	at New Orleans	10/27	2
75	10/20	at N.Y. Giants	Penalty Yards	at New Orleans	10/27	15
3	9/8	vs. Detroit	Total Fumbles	at New Orleans	10/27	0
	9/29	vs. Seattle				
	10/20	at N.Y. Giants				
2	9/8	vs. Detroit	Fumbles Lost	at Baltimore	9/15	0
	10/20	at N.Y. Giants		vs. Seattle	9/29	
				at Cincinnati	10/6	
				vs. Atlanta	10/13	
				at New Orleans	10/27	
39:23	9/8	vs. Detroit	Time of Possession	vs. Carolina	9/22	28:16



# CARDINALS SUPERLATIVES

2019 REGULAR SEASON CARDINALS INDIVIDUAL SINGLE-GAME HIGHS			OPPONENT	DATE
Passes Attempted	54	Kyler Murray	vs. Lions	9/8
Passes Completed	30	Kyler Murray	vs. Panthers	9/22
Passing Yards	349	Kyler Murray	at Ravens	9/15
Touchdown Passes	3	Kyler Murray	vs. Falcons	10/13
Pass Receptions	10	Christian Kirk	vs. Panthers	9/22
Receiving Yards	114	Christian Kirk	at Ravens	9/15
Touchdown Receptions	1	Chase Edmonds	vs. Falcons	10/13
		David Johnson	vs. Falcons	10/13
		Maxx Williams	vs. Falcons	10/13
		Larry Fitzgerald	vs. Panthers	9/22
		David Johnson	vs. Panthers	9/22
		Larry Fitzgerald	vs. Lions	9/8
		David Johnson	vs. Lions	9/8
Rushing Attempts	27	Chase Edmonds	at Giants	10/20
Rushing Touchdowns	3	Chase Edmonds	at Giants	10/20
Yards From Scrimmage	156	David Johnson	at Bengals	10/6
Combined Net Yards	156	David Johnson	at Bengals	10/6
Interceptions Made	1	Patrick Peterson	at Saints	10/27
		Jordan Hicks	at Giants	10/20
INT Return Yards	14	Jordan Hicks	at Giants	10/20
Sacks	4.0	Chandler Jones	at Giants	10/20
Punts	8	Andy Lee	vs. Lions	9/8
Punt Returns	3	Christian Kirk	vs. Lions	9/8
Punt Return Yards	24	Pharoh Cooper	at Bengals	10/6
Kickoff Returns	4	Damiere Byrd	at Ravens	9/15
		Andy Isabella	vs. Lions	9/8
Kickoff Return Yards	86	Andy Isabella	vs. Lions	9/8
Field Goals Attempted	5	Zane Gonzalez	at Bengals	10/6
Field Goals Made	4	Zane Gonzalez	at Bengals	10/6
		Zane Gonzalez	vs. Lions	9/8

2019 REGULAR SEASON ARIZONA CARDINALS LONGEST PLAYS			OPPONENT	DATE
Run From Scrimmage	37	Chase Edmonds	at Bengals	10/6
Touchdown Run	37	Chase Edmonds	at Bengals	10/6
Pass Reception	58	Damiere Byrd	vs. Falcons	10/13
Touchdown Reception	27	David Johnson	vs. Lions	9/8
Interception Return	14	Jordan Hicks	at Giants	10/20
Punt Return	20	Christian Kirk	vs. Panthers	9/22
Kickoff Return	39	Pharoh Cooper	at Saints	10/27
Punt	59	Andy Lee	vs. Falcons	10/13
		Andy Lee	at Ravens	9/15
Field Goal	50	Zane Gonzalez	at Saints	10/27



2019 REGULAR SEASON OPPONENTS INDIVIDUAL SINGLE-GAME HIGHS			OPPONENT	DATE
Passes Attempted	45	Matthew Stafford	vs. Lions	9/8
Passes Completed	34	Drew Brees	at Saints	10/27
Passing Yards	385	Matthew Stafford	vs. Lions	9/8
Touchdown Passes	4	Matt Ryan	vs. Falcons	10/13
		Kyle Allen	vs. Panthers	9/22
Pass Receptions	11	Michael Thomas	at Saints	10/27
Receiving Yards	131	T.J. Hockenson	vs. Lions	9/8
Touchdown Receptions	2	Devonta Freeman	vs. Falcons	10/13
		Greg Olsen	vs. Panthers	9/22
Rushing Yards	153	Christian McCaffrey	vs. Panthers	9/22
Rushing Attempts	24	Christian McCaffrey	vs. Panthers	9/22
Rushing Touchdowns	1	Latavius Murray	at Saints	10/27
		Saquon Barkley	at Giants	10/20
		C.J. Prosise	vs. Seahawks	9/29
		Christian McCaffrey	vs. Panthers	9/22
Yards From Scrimmage	188	Christian McCaffrey	vs. Panthers	9/22
Combined Net Yards	188	Christian McCaffrey	vs. Panthers	9/22
Interceptions Made	2	Donte Jackson	vs. Panthers	9/22
INT Return Yards	27	Jadeveon Clowney	vs. Seahawks	9/29
Sacks	3.0	Mario Addison	vs. Panthers	9/22
		Devon Kennard	vs. Lions	9/8
Punts	8	Sam Martin	vs. Lions	9/8
Punt Returns	5	Jamal Agnew	vs. Lions	9/8
Punt Return Yards	45	Cyrus Jones	at Ravens	9/15
Kickoff Returns	4	Darius Slayton	at Giants	10/20
Kickoff Return Yards	97	Brandon Wilson	at Bengals	10/6
Field Goals Attempted	3	Randy Bullock	at Bengals	10/6
		Justin Tucker	at Ravens	9/15
Field Goals Made	3	Randy Bullock	at Bengals	10/6
		Justin Tucker	at Ravens	9/15

2019 REGULAR SEASON OPPONENTS LONGEST PLAYS			OPPONENT	DATE
Run From Scrimmage	76	Christian McCaffrey	vs. Panthers	9/22
Touchdown Run	76	Christian McCaffrey	vs. Panthers	9/22
Pass Reception	52	D.J. Moore	vs. Panthers	9/22
Touchdown Reception	52	D.J. Moore	vs. Panthers	9/22
Interception Return	27	Jadeveon Clowney	vs. Seahawks	9/29
Punt Return	25	Cyrus Jones	at Ravens	9/15
Kickoff Return	52	Brandon Wilson	at Bengals	10/6
Punt	63	Kevin Huber	at Bengals	10/6
Field Goal	55	Matt Prater	vs. Lions	9/8

# CARDINALS TRANSACTIONS

DATE	POS.	NAME	TRANSACTION
10/28	RB	D.J. Foster	Placed on injured reserve (hamstring)
10/28	RB	Kenyan Drake	Acquired from Miami in exchange for a conditional pick in the 2020 NFL Draft
10/23	RB	Alfred Morris	Signed
10/23	CB	Trevor Williams	Released
10/23	RB	Zach Zenner	Signed
10/22	LB	Ramik Wilson	Released
10/19	CB	Patrick Peterson	Activated to the 53-man roster
10/19	OL	Brett Toth	Placed on the non-football injury (NFI) list (illness)
10/11	CB	Andre Chachere	Released from the practice squad
10/11	CB	Chris Jones	Re-signed to the practice squad
10/9	CB	Chris Jones	Released
10/9	LB	Ramik Wilson	Signed
10/8	RB	Justin Davis	Re-signed to the practice squad
10/8	CB	Trevor Williams	Awarded waiver claim (LA Chargers)
10/8	P	Ryan Winslow	Released
10/5	TE	Darrell Daniels	Elevated to the active roster from the practice squad
10/5	OL	Jordan Mills	Placed on injured reserve (knee)
10/3	DL	Miles Brown	Signed to the practice squad
10/3	RB	Justin Davis	Released from the practice squad
10/2	DL	Zach Kerr	Signed
10/1	DL	Miles Brown	Released
10/1	WR	Pharoh Cooper	Re-signed
10/1	TE	Darrell Daniels	Re-signed to the practice squad
9/30	WR	Johnnie Dixon	Placed on the practice squad injured reserve list
9/30	WR	A.J. Richardson	Signed to the practice squad
9/30	S	D.J. Swearingen Sr.	Released
9/28	TE	Darrell Daniels	Release
9/28	P	Ryan Winslow	Elevated to the active roster from the practice squad
9/25	S	Chris Banjo	Signed
9/24	P	Ryan Winslow	Signed to the practice squad
9/23	WR	Michael Crabtree	Released
9/21	TE	Darrell Daniels	Elevated to the active roster from the practice squad
9/21	OL	Jeremy Vujnovich	Released
9/11	CB	Andre Chachere	Signed to the practice squad
9/11	TE	Darrell Daniels	Signed to the practice squad
9/10	OL	Marcus Gilbert	Placed on injured reserve (knee)
9/10	OL	Jordan Mills	Signed
9/10	LB	Dante Booker	Released from the practice squad
9/9	TE	Darrell Daniels	Released
9/9	OL	Jeremy Vujnovich	Re-signed
9/7	TE	Darrell Daniels	Elevated to the active roster from the practice squad
9/7	OL	Jeremy Vujnovich	Released
9/3	CB	Jalen Davis	Signed to the practice squad
9/3	RB	Justin Davis	Signed to the practice squad
9/3	WR	Johnnie Dixon	Signed to the practice squad
9/3	LB	Kylie Fitts	Signed to the practice squad
9/3	LB	Pete Robertson	Signed to the practice squad
9/3	QB	Kyle Slotter	Signed to the practice squad
9/3	CB	Nate Brooks	Released from the practice squad
9/3	LB	Vontarrius Dora	Released from the practice squad
9/2	OL	Sam Jones	Signed to the practice squad
9/2	QB	Drew Anderson	Released from the practice squad
9/2	WR	A.J. Richardson	Released from the practice squad
9/1	LB	Cassius Marsh Sr.	Signed to a one-year contract
9/1	CB	Robert Alford	Placed on injured reserve (leg)
9/1	QB	Drew Anderson	Signed to the practice squad
9/1	LB	Dante Booker	Signed to the practice squad
9/1	CB	Nate Brooks	Signed to the practice squad
9/1	TE	Darrell Daniels	Signed to the practice squad
9/1	LB	Vontarrius Dora	Signed to the practice squad
9/1	WR	A.J. Richardson	Signed to the practice squad
9/1	TE	Caleb Wilson	Signed to the practice squad
9/1	DL	Jonathan Bullard	Awarded waiver claim (Chicago)
9/1	OL	Justin Murray	Awarded waiver claim (Oakland)
9/1	CB	Kevin Peterson	Awarded waiver claim (LA Rams)
9/1	OL	Brett Toth	Awarded waiver claim (Philadelphia)
9/1	S	Charles Washington	Awarded waiver claim (Detroit)
9/1	RB	T.J. Logan	Released
9/1	LB	Pete Robertson	Released
9/1	LB	Tanner Vallejo	Released
8/31	RB	Wes Hills	Reached an injury settlement
8/31	OL	Rees Odhiambo	Waived/injured (chest)
8/31	OL	William Sweet	Waived/injured (foot)
8/31	LB	Pita Taumoepeu	Waived/injured (hamstring)
8/31	CB	Brandon Williams	Waived/injured (shoulder)
8/31	OL	Max Garcia	Placed on the Reserve/Physically Unable to Perform (PUP) list
8/31	DL	Siupeli Anau	Released
8/31	QB	Drew Anderson	Released
8/31	DL	Sterling Bailey	Released
8/31	TE	Drew Belcher	Released
8/31	LB	Dante Booker	Released
8/31	CB	Nate Brooks	Released
8/31	WR	Pharoh Cooper	Released
8/31	TE	Darrell Daniels	Released
8/31	LB	Vontarrius Dora	Released
8/31	OL	Parker Ehinger	Released
8/31	OL	Colby Gossett	Released
8/31	DL	Bruce Hector	Released
8/31	QB	Charles Kanoff	Released
8/31	OL	Patrick Lawrence	Released
8/31	LB	Cameron Malveaux	Released
8/31	CB	Deatrick Nichols	Released
8/31	OL	Jacob Ohnesorge	Released
8/31	S	Jonathan Owens	Released
8/31	WR	A.J. Richardson	Released
8/31	TE	Ricky Seals-Jones	Released
8/31	OL	Coleman Shelton	Released
8/31	S	Tyler Sigler	Released
8/31	RB	Dontae Strickland	Released
8/31	DL	Pasoni Tasini	Released
8/31	WR	Chad Williams	Released
8/31	TE	Caleb Wilson	Released
8/31	P	Ryan Winslow	Released
8/31	WR	Isaac Zico	Released
8/29	OL	Korey Cunningham	Traded to New England for a sixth-round pick in the 2020 NFL Draft
8/27	DL	Terrell McClain	Released
8/27	OL	Jacob Ohnesorge	Signed
8/25	LB	Andre Branch	Released
8/25	WR	Hakeem Butler	Placed on injured reserve (hand)
8/25	LB	Jeff Holland	Released
8/25	LB	Hayes Pullard	Released
8/25	DB	Josh Shaw	Placed on injured reserve (shoulder)
8/22	S	Rudy Ford	Traded to Philadelphia for DL Bruce Hector
8/22	DL	Bruce Hector	Acquired from Philadelphia in exchange for S Rudy Ford
8/21	WR	Michael Crabtree	Agreed to terms on a one-year contract
8/21	WR	Kevin White	Released
8/12	LB	Jeff Holland	Awarded waiver claim (Denver)
8/11	TE	Charles Clay	Activated off PUP
8/11	DL	Pasoni Tasini	Re-signed
8/11	CB	Brandon Williams	Activated off PUP
8/10	DL	Darius Philon	Released
8/8	DL	Vincent Valentine	Waived/Injured
8/2	OL	Tariq Cole	Released
8/2	OL	Parker Ehinger	Signed
8/2	LB	Hayes Pullard	Signed
8/2	RB	Xavier Turner	Released
8/2	WR	Isaac Zico	Signed
8/2	OL	Patrick Lawrence	Signed
7/30	LB	Dante Booker	Activated off PUP
7/30	LB	Andre Branch	Signed to a one-year contract
7/28	LB	Matt Longacre	Released
7/27	DL	Robert Nkemdiche	Released
7/27	LB	Brooks Reed	Activated off PUP
7/24	LB	Matt Longacre	Signed to a one-year contract
7/20	DL	Sterling Bailey	Signed
7/20	LB	Dante Booker	Placed on PUP (back)
7/20	TE	Charles Clay	Placed on PUP (knee)
7/20	OL	Max Garcia	Placed on PUP (knee)
7/20	OL	Will Holden	Released
7/20	DL	Robert Nkemdiche	Placed on PUP (knee)
7/20	LB	Brooks Reed	Placed on PUP (hip)
7/20	OL	Immanuel Turner	Released
7/20	CB	Brandon Williams	Placed on PUP (back)
7/17	OL	Desmond Harrison	Released
7/17	S	Jalen Thompson	Signed (Supplemental Draft, 5th round) to a four-year contract
6/13	CB	David Amerson	Released
6/6	OL	Desmond Harrison	Awarded waiver claim (Cleveland)
6/6	OL	Andrew Lauderdale	Released
5/29	LB	James Folston, Jr.	Released
5/29	LB	Pita Taumoepeu	Awarded waiver claim (San Francisco)
5/22	WR	Malachi Dupre	Released
5/22	DL	Terrell McClain	Signed
5/13	TE	Jerome Washington	Released
5/13	CB	Ryan Pulley	Released
5/13	RB	Dontae Strickland	Signed
5/13	S	Tyler Sigler	Signed
5/10	RB	Brandon Wilds	Released
5/10	OL	Brant Weiss	Released
5/10	WR	Jalen Tolliver	Released
5/10	DL	Pasoni Tasini	Released
5/10	CB	Jonathan Moxey	Released
5/10	WR	Bryant Mitchell	Released
5/10	OL	Will House	Released
5/10	OL	Justin Evans	Released
5/10	OL	Zack Golditch	Released



# CARDINALS TRANSACTIONS



5/10	CB	Nate Brooks	Signed
5/10	RB	Wes Hills	Signed
5/10	DL	Michael Dogbe	Signed (7th round) to a four-year contract
5/10	OL	Lamont Gaillard	Signed (6th round) to a four-year contract
5/10	S	Deionte Thompson	Signed (5th round) to a four-year contract
5/10	WR	Hakeem Butler	Signed (4th round) to a four-year contract
5/10	WR	Andy Isabella	Signed (2nd round) to a four-year contract
5/9	TE	Caleb Wilson	Signed (7th round) to a four-year contract
5/9	OL	Josh Miles	Signed (7th round) to a four-year contract
5/9	WR	KeeSean Johnson	Signed (6th round) to a four-year contract
5/9	DL	Zach Allen	Signed (3rd round) to a four-year contract
5/9	CB	Byron Murphy Jr.	Signed (2nd round) to a four-year contract
5/9	QB	Kyler Murray	Signed (1st round) to a four-year contract
5/3	TE	Maxx Williams	Signed to a one-year contract
5/2	K	Cole Murphy	Released
5/2	P	Ryan Winslow	Signed
4/29	QB	Drew Anderson	Agreed to terms as a rookie free agent
4/29	TE	Drew Belcher	Agreed to terms as a rookie free agent
4/29	LB	Dante Booker	Agreed to terms as a rookie free agent
4/29	DL	Miles Brown	Agreed to terms as a rookie free agent
4/29	OL	Tariq Cole	Agreed to terms as a rookie free agent
4/29	LB	James Folston, Jr.	Agreed to terms as a rookie free agent
4/29	CB	Ryan Pulley	Agreed to terms as a rookie free agent
4/29	WR	A.J. Richardson	Agreed to terms as a rookie free agent
4/29	OL	William Sweet	Agreed to terms as a rookie free agent
4/29	DL	Immanuel Turner	Agreed to terms as a rookie free agent
4/29	RB	Xavier Turner	Agreed to terms as a rookie free agent
4/29	TE	Jerome Washington	Agreed to terms as a rookie free agent
4/26	QB	Josh Rosen	Traded to Miami for a second-round selection (#62) in the 2019 NFL Draft and a fifth-round pick in the 2020 NFL Draft
4/16	OL	Brant Weiss	Signed to a one-year contract
4/15	OL	Jeremiah Poutasi	Released
4/8	TE	Darrell Daniels	Signed his one-year contract for the 2019 season
4/8	OL	Andrew Lauderdale	Signed
4/8	OL	Jeremiah Poutasi	Signed
4/8	OL	Jeremy Vujnovich	Signed his one-year contract for the 2019 season
4/8	DL	Rodney Gunter	Re-signed to a one-year contract
4/2	CB	Tramaine Brock Sr.	Signed to a one-year contract
3/26	WR	Damiere Byrd	Signed to a one-year contract
3/21	TE	Ricky Seals-Jones	Signed his one-year contract for the 2019 season
3/21	DL	Darius Philon	Signed to a two-year contract
3/18	DB	Josh Shaw	Signed to a one-year contract
3/16	OL	Max Garcia	Signed to a one-year contract
3/15	WR	Kevin White	Signed to a one-year contract
3/15	OL	J.R. Sweezy	Signed to a two-year contract
3/15	LB	Jordan Hicks	Signed to a four-year contract

3/14	QB	Brett Hundley	Agreed to terms on a one-year contract
3/14	LB	Terrell Suggs	Agreed to terms on a one-year contract
3/13	K	Cole Murphy	Signed
3/13	TE	Jermaine Gresham	Released
3/13	OL	Marcus Gilbert	Acquired from Pittsburgh in exchange for a sixth-round pick (#207) in the 2019 NFL Draft
3/8	OL	Jeremy Vujnovich	Tendered contract to exclusive rights free agent
3/8	TE	Ricky Seals-Jones	Tendered contract to exclusive rights free agent
3/8	TE	Darrell Daniels	Tendered contract to exclusive rights free agent
3/8	RB	D.J. Foster	Re-signed to a one-year contract
3/8	QB	Mike Glennon	Released
3/8	S	Antoine Bethea	Released
3/6	LB	Josh Bynes	Released
2/20	LB	Thurston Armbrister	Released
2/11	TE	Charles Clay	Signed to a one-year contract
2/11		Rusty McKinney	Hired (defensive assistant)
2/11		Don Shumpert	Hired (Bill Bidwill Fellowship/RBs)
2/9	LB	Brooks Reed	Signed to a one-year contract
2/7	CB	Robert Alford	Signed to a three-year contract
2/6		Chris Achuff	Returned to the coaching staff (defensive line)
2/6		Peter Badovinac	Hired (assistant wide receivers)
2/6		Charlie Bullen	Hired (assistant linebackers)
2/6		Rob Grosso	Hired (defensive quality control)
2/6		Randall McCray	Returned to the coaching staff (assistant special teams)
2/6		Buddy Morris	Returned to the coaching staff (strength and conditioning)
2/6		Marcus Robertson	Hired (defensive backs)
2/6		James Saxon	Hired (Running Backs)
2/6		Vernon Stephens	Returned to the coaching staff (assistant strength and conditioning)
2/6		Cam Turner	Returned to the coaching staff (offensive assistant/assistant quarterbacks)
2/6		Spencer Whipple	Hired (offensive quality control)
2/6		Greg Williams	Hired (cornerbacks)
2/5	LB	Tanner Vallejo	Awarded waiver claim (Cleveland)
1/23	WR	Larry Fitzgerald	Re-signed to a one-year contract
1/22		Tom Clements	Hired (pass game coordinator/quarterbacks coach)
1/13		Steve Heiden	Retained (tight ends)
1/13		Sean Kugler	Hired (offensive line)
1/13		Brian Natkin	Hired (assistant offensive line)
1/13		David Raih	Hired (wide receivers)
1/11		Bill Davis	Hired (linebackers)
1/11		Vance Joseph	Hired (defensive coordinator)
1/11		Jeff Rodgers	Retained (special teams coordinator)
1/10	WR	Bryant Mitchell	Signed to a future contract for 2019
1/8		Kliff Kingsbury	Hired as head coach and agreed to terms on a four-year contract with a team option for a fifth year

# CARDINALS PARTICIPATION

PLAYERS	2019 REGULAR SEASON ARIZONA CARDINALS PLAYER PARTICIPATION																2019			
	1 DET	2 @ BAL	3 CAR	4 SEA	5 @ CIN	6 ATL	7 @ NYG	8 @ NO	9 SF	10 @ TB	11 @ SF	12 LAR	13 PIT	14 CLE	15 @ SEA	16 @ LAR	GP	GS	DNP	IN
Alford, Robert	IR	IR	IR	IR	IR	IR	IR	IR	-	-	-	-	-	-	-	-	0	0	0	0
Allen, Zach	DE	P	P	P	IAJ	IAJ	IAJ	IAJ	-	-	-	-	-	-	-	-	4	1	0	4
Baker, Budda	FS	FS	FS	FS	FS	FS	SS	FS	-	-	-	-	-	-	-	-	8	8	0	0
Banjo, Chris	-	-	-	P	P	P	P	P	-	-	-	-	-	-	-	-	5	0	0	0
Booker, Dante	PS	-	-	-	-	-	-	-	-	-	-	-	-	-	-	-	0	0	0	0
Brewer, Aaron	P	P	P	P	P	P	P	P	-	-	-	-	-	-	-	-	8	0	0	0
Brock Sr., Tramine	CB	CB	CB	CB	CB	CB	CB	CB	-	-	-	-	-	-	-	-	8	6	0	0
Brown, Miles	IA	P	P	P	PS	PS	PS	PS	-	-	-	-	-	-	-	-	3	0	0	1
Bullard, Jonathan	P	IAJ	IAJ	DE	DE	P	DE	DE	-	-	-	-	-	-	-	-	6	4	0	2
Butler, Hakeem	IR	IR	IR	IR	IR	IR	IR	IR	-	-	-	-	-	-	-	-	0	0	0	0
Byrd, Damiere	WR	WR	WR	IAJ	IAJ	P	P	P	-	-	-	-	-	-	-	-	6	3	0	2
Chachere, Andre	-	PS	PS	PS	PS	-	-	-	-	-	-	-	-	-	-	-	0	0	0	0
Clay, Charles	P	P	TE	P	TE	P	TE	TE	-	-	-	-	-	-	-	-	8	4	0	0
Cole, Mason	P	P	P	P	P	P	P	P	-	-	-	-	-	-	-	-	8	0	0	0
Cooper, Pharoh	-	-	-	-	P	WR	P	P	-	-	-	-	-	-	-	-	4	1	0	0
Crabtree, Michael	IA	WR	P	-	-	-	-	-	-	-	-	-	-	-	-	-	2	1	0	1
Daniels, Darrell	IA	PS	P	-	P	P	P	P	-	-	-	-	-	-	-	-	5	0	0	1
Davis, Jalen	PS	PS	PS	PS	PS	PS	PS	PS	-	-	-	-	-	-	-	-	0	0	0	0
Davis, Justin	PS	PS	PS	PS	-	PS	PS	PS	-	-	-	-	-	-	-	-	0	0	0	0
Dixon, Johnnie	PS	PS	PS	PS	PS/IR	PS/IR	PS/IR	PS/IR	-	-	-	-	-	-	-	-	0	0	0	0
Dogbe, Michael	IA	IA	IA	IA	P	P	IA	IA	-	-	-	-	-	-	-	-	2	0	0	6
Edmonds, Chase	P	P	P	RB	P	P	P	RB	-	-	-	-	-	-	-	-	8	2	0	0
Fitts, Kylie	PS	PS	PS	PS	PS	PS	PS	PS	-	-	-	-	-	-	-	-	0	0	0	0
Fitzgerald, Larry	WR	WR	WR	WR	WR	WR	WR	WR	-	-	-	-	-	-	-	-	8	8	0	0
Foster, D.J.	P	P	P	P	P	P	IAJ	IAJ	-	-	-	-	-	-	-	-	6	0	0	2
Gaillard, Lamont	IAJ	IAJ	IAJ	IAJ	DNP	IA	IA	IA	-	-	-	-	-	-	-	-	0	0	1	7
Garcia, Max	PUP	PUP	PUP	PUP	PUP	PUP	PUP	PUP	-	-	-	-	-	-	-	-	0	0	0	0
Gardeck, Dennis	P	P	P	P	IAJ	IAJ	P	P	-	-	-	-	-	-	-	-	6	0	0	2
Gilbert, Marcus	IAJ	IR	IR	IR	IR	IR	IR	IR	-	-	-	-	-	-	-	-	0	0	0	1
Gonzalez, Zane	P	P	P	P	P	P	P	P	-	-	-	-	-	-	-	-	8	0	0	0
Gunter, Rodney	DE	DE	DE	DE	DE	DE	DE	DE	-	-	-	-	-	-	-	-	8	8	0	0
Hicks, Jordan	ILB	ILB	ILB	ILB	ILB	ILB	ILB	ILB	-	-	-	-	-	-	-	-	8	8	0	0
Humphries, D.J.	LT	LT	LT	LT	LT	LT	LT	LT	-	-	-	-	-	-	-	-	8	8	0	0
Hundley, Brett	DNP	DNP	DNP	DNP	DNP	DNP	DNP	DNP	-	-	-	-	-	-	-	-	1	0	7	0
Isabella, Andy	P	IA	P	P	P	P	WR	P	-	-	-	-	-	-	-	-	7	1	0	1
Johnson, David	RB	RB	RB	RB	RB	RB	RB	IAJ	-	-	-	-	-	-	-	-	7	7	0	1
Johnson, KeeSean	WR	P	P	P	WR	WR	P	IA	-	-	-	-	-	-	-	-	7	3	0	1
Jones, Chandler	SAM	SAM	SAM	SAM	SAM	SAM	SAM	SAM	-	-	-	-	-	-	-	-	8	8	0	0
Jones, Chris	P	P	DB	P	P	PS	PS	PS	-	-	-	-	-	-	-	-	5	1	0	0
Jones, Sam	PS	PS	PS	PS	PS	PS	PS	PS	-	-	-	-	-	-	-	-	0	0	0	0
Kerr, Zach	-	-	-	-	P	P	P	P	-	-	-	-	-	-	-	-	4	0	0	0
Kirk, Christian	WR	WR	WR	WR	IAJ	IAJ	IAJ	WR	-	-	-	-	-	-	-	-	5	5	0	3
Lee, Andy	P	P	P	IAJ	P	P	P	P	-	-	-	-	-	-	-	-	7	0	0	1
Marsh Sr., Cassius	P	P	P	P	P	P	P	P	-	-	-	-	-	-	-	-	8	0	0	0
McDonald, Clinton	P	P	P	P	P	P	P	P	-	-	-	-	-	-	-	-	8	0	0	0
Miles, Josh	P	IA	IA	IA	P	P	P	P	-	-	-	-	-	-	-	-	5	0	0	3
Mills, Jordan	-	P	RT	RT	IR	IR	IR	IR	-	-	-	-	-	-	-	-	3	2	0	0
Morris, Alfred	-	-	-	-	-	-	-	IA	-	-	-	-	-	-	-	-	0	0	0	1
Murphy Jr., Byron	CB	CB	CB	CB	CB	CB	CB	CB	-	-	-	-	-	-	-	-	8	8	0	0
Murray, Justin	RT	RT	P	P	RT	RT	RT	RT	-	-	-	-	-	-	-	-	8	6	0	0
Murray, Kyle	QB	QB	QB	QB	QB	QB	QB	QB	-	-	-	-	-	-	-	-	8	8	0	0
Peters, Corey	NT	NT	NT	NT	NT	NT	NT	NT	-	-	-	-	-	-	-	-	8	8	0	0
Peterson, Kevin	P	P	P	P	P	DB	P	P	-	-	-	-	-	-	-	-	8	1	0	0
Peterson, Patrick	SUS	SUS	SUS	SUS	SUS	SUS	SUS	CB	-	-	-	-	-	-	-	-	2	2	0	0
Pugh, Justin	LG	LG	LG	LG	LG	LG	LG	LG	-	-	-	-	-	-	-	-	8	8	0	0
Reddick, Haason	P	ILB	ILB	ILB	ILB	ILB	P	P	-	-	-	-	-	-	-	-	8	5	0	0
Reed, Brooks	P	P	P	P	P	P	P	P	-	-	-	-	-	-	-	-	8	0	0	0
Richardson, A.J.	-	-	-	-	PS	PS	PS	PS	-	-	-	-	-	-	-	-	0	0	0	0
Robertson, Pete	PS	PS	PS	PS	PS	PS	PS	PS	-	-	-	-	-	-	-	-	0	0	0	0
Shaw, Josh	IR	IR	IR	IR	IR	IR	IR	IR	-	-	-	-	-	-	-	-	0	0	0	0
Sherfield, Trent	P	P	P	P	P	WR	P	P	-	-	-	-	-	-	-	-	8	1	0	0
Shipley, A.Q.	C	C	C	C	C	C	C	C	-	-	-	-	-	-	-	-	8	8	0	0
Sloter, Kyle	PS	PS	PS	PS	PS	PS	PS	PS	-	-	-	-	-	-	-	-	0	0	0	0
Suggs, Terrell	WILL	WILL	WILL	WILL	WILL	WILL	WILL	WILL	-	-	-	-	-	-	-	-	8	8	0	0
Swearinger Sr., D.J.	SS	SS	SS	SS	SS	-	-	-	-	-	-	-	-	-	-	-	4	4	0	0
Sweet, William	IR	IR	IR	IR	IR	IR	IR	IR	-	-	-	-	-	-	-	-	0	0	0	0
Sweezy, J.R.	RG	RG	RG	RG	RG	RG	RG	RG	-	-	-	-	-	-	-	-	8	8	0	0
Taumoepenu, Pita	IR	-	-	-	-	-	-	-	-	-	-	-	-	-	-	-	0	0	0	0
Thompson, Deionte	P	DB	P	P	P	SS	P	P	-	-	-	-	-	-	-	-	8	2	0	0
Thompson, Jalen	P	P	IA	P	FS	P	FS	SS	-	-	-	-	-	-	-	-	7	3	0	1
Toth, Brett	IA	IA	IA	IA	IA	IA	NFIN	NFIN	-	-	-	-	-	-	-	-	0	0	0	6
Turner, Ezekiel	P	P	IAJ	P	IAJ	IAJ	IAJ	P	-	-	-	-	-	-	-	-	4	0	0	4
Vujnovich, Jeremy	-	IA	-	-	-	-	-	-	-	-	-	-	-	-	-	-	0	0	0	1
Walker, Joe	ILB	P	P	P	P	P	ILB	ILB	-	-	-	-	-	-	-	-	8	3	0	0
Washington, Charles	P	P	P	IAJ	IAJ	IAJ	P	P	-	-	-	-	-	-	-	-	5	0	0	3
Williams, Brandon	IR	IR	IR	IR	IR	IR	IR	IR	-	-	-	-	-	-	-	-	0	0	0	0
Williams, Maxx	P	P	P	TE	TE	P	TE	TE	-	-	-	-	-	-	-	-	8	4	0	0
Williams, Trevor	-	-	-	-	-	P	P	-	-	-	-	-	-	-	-	-	2	0	0	0
Wilson, Caleb	PS	PS	PS	PS	PS	PS	PS	PS	-	-	-	-	-	-	-	-	0	0	0	0
Wilson, Ramik	-	-	-	-	-	P	IA	-	-	-	-	-	-	-	-	-	1	0	0	1
Winslow, Ryan	-	-	-	P	P	-	-	-	-	-	-	-	-	-	-	-	2	0	0	0

**LEGEND:** Position=Started, P=Played, IA=On Inactive List, IAJ=Inactive/Injured, DNP=Did Not Play, PS=Practice Squad, IR=Injured Reserve, SUS=Reserve/Suspension, PUP=Reserved/Physically Unable to Perform, PS/IR=Practice Squad/Injured Reserve, NFIN=Non-Football Injury, -=With Other Team/Not on Roster

# CARDINALS STARTERS AND INACTIVES



DATE	OPPONENT	OFFENSE								
		WR	LT	LG	C	RG	RT	TE	QB	RB
9/8	Detroit	L. Fitzgerald/ K. Johnson/ C. Kirk/ D. Byrd	D. Humphries	J. Pugh	A. Shipley	J. Sweezy	J. Murray	--	K. Murray	D. Johnson
9/15	at Baltimore	L. Fitzgerald/ M. Crabtree/ C. Kirk/ D. Byrd	D. Humphries	J. Pugh	A. Shipley	J. Sweezy	J. Murray	--	K. Murray	D. Johnson
9/22	Carolina	L. Fitzgerald/ C. Kirk/ D. Byrd	D. Humphries	J. Pugh	A. Shipley	J. Sweezy	J. Mills	C. Clay	K. Murray	D. Johnson
9/29	Seattle	L. Fitzgerald/ C. Kirk	D. Humphries	J. Pugh	A. Shipley	J. Sweezy	J. Mills	M. Williams	K. Murray	D. Johnson/ C. Edmonds
10/6	at Cincinnati	L. Fitzgerald/ K. Johnson	D. Humphries	J. Pugh	A. Shipley	J. Sweezy	J. Murray	M. Williams/ C. Clay	K. Murray	D. Johnson
10/13	Atlanta	L. Fitzgerald/ T. Sherfield/ P. Cooper/ K. Johnson	D. Humphries	J. Pugh	A. Shipley	J. Sweezy	J. Murray	--	K. Murray	D. Johnson
10/20	at N.Y. Giants	L. Fitzgerald/ A. Isabella	D. Humphries	J. Pugh	A. Shipley	J. Sweezy	J. Murray	C. Clay/ M. Williams	K. Murray	D. Johnson
10/27	at New Orleans	L. Fitzgerald/ C. Kirk	D. Humphries	J. Pugh	A. Shipley	J. Sweezy	J. Murray	C. Clay/ M. Williams	K. Murray	C. Edmonds
10/31	San Francisco	--	--	--	--	--	--	--	--	--
11/10	at Tampa Bay	--	--	--	--	--	--	--	--	--
11/17	at San Francisco	--	--	--	--	--	--	--	--	--
12/1	L.A. Rams	--	--	--	--	--	--	--	--	--
12/8	Pittsburgh	--	--	--	--	--	--	--	--	--
12/15	Cleveland	--	--	--	--	--	--	--	--	--
12/22	at Seattle	--	--	--	--	--	--	--	--	--
12/29	at L.A. Rams	--	--	--	--	--	--	--	--	--

DATE	OPPONENT	DEFENSE								
		DE	NT	SAM	ILB	WILL	CB	SS	FS	DB
9/8	Detroit	R. Gunter/ Z. Allen	C. Peters	C. Jones	J. Walker/ J. Hicks	T. Suggs	B. Murphy Jr./ T. Brock Sr.	D. Swearinger Sr.	B. Baker	--
9/15	at Baltimore	R. Gunter	C. Peters	C. Jones	H. Reddick/ J. Hicks	T. Suggs	B. Murphy Jr./ T. Brock Sr.	D. Swearinger Sr.	B. Baker	D. Thompson
9/22	Carolina	R. Gunter	C. Peters	C. Jones	H. Reddick/ J. Hicks	T. Suggs	B. Murphy Jr./ T. Brock Sr.	D. Swearinger Sr.	B. Baker	C. Jones
9/29	Seattle	J. Bullard/ R. Gunter	C. Peters	C. Jones	H. Reddick/ J. Hicks	T. Suggs	B. Murphy Jr./ T. Brock Sr.	D. Swearinger Sr.	B. Baker	--
10/6	at Cincinnati	J. Bullard/ R. Gunter	C. Peters	C. Jones	H. Reddick/ J. Hicks	T. Suggs	B. Murphy Jr./ T. Brock Sr.	J. Thompson	B. Baker	--
10/13	Atlanta	R. Gunter	C. Peters	C. Jones	H. Reddick/ J. Hicks	T. Suggs	B. Murphy Jr./ T. Brock Sr.	D. Thompson	B. Baker	K. Peterson
10/20	at N.Y. Giants	J. Bullard/ R. Gunter	C. Peters	C. Jones	J. Hicks/ J. Walker	T. Suggs	P. Peterson/ B. Murphy Jr.	B. Baker	J. Thompson	--
10/27	at New Orleans	J. Bullard/ R. Gunter	C. Peters	C. Jones	J. Hicks/ J. Walker	T. Suggs	P. Peterson/ B. Murphy Jr.	J. Thompson	B. Baker	--
10/31	San Francisco	--	--	--	--	--	--	--	--	--
11/10	at Tampa Bay	--	--	--	--	--	--	--	--	--
11/17	at San Francisco	--	--	--	--	--	--	--	--	--
12/1	L.A. Rams	--	--	--	--	--	--	--	--	--
12/8	Pittsburgh	--	--	--	--	--	--	--	--	--
12/15	Cleveland	--	--	--	--	--	--	--	--	--
12/22	at Seattle	--	--	--	--	--	--	--	--	--
12/29	at L.A. Rams	--	--	--	--	--	--	--	--	--

## 2019 REGULAR SEASON INACTIVES

DATE	OPPONENT	1	2	3	4	5	6	7
09/08	Detroit	DL Miles Brown	WR Michael Crabtree	TE Darrell Daniels	DL Michael Dogbe	OL Lamont Gaillard	OL Marcus Gilbert	OL Brett Toth
09/15	at Baltimore	DL Jonathan Bullard	DL Michael Dogbe	OL Lamont Gaillard	WR Andy Isabella	OL Josh Miles	OL Brett Toth	OL Jeremy Vujnovich
09/22	Carolina	DL Jonathan Bullard	DL Michael Dogbe	OL Lamont Gaillard	OL Josh Miles	S Jalen Thompson	OL Brett Toth	LB Ezekiel Turner
09/29	Seattle	WR Damiere Byrd	DL Michael Dogbe	OL Lamont Gaillard	P Andy Lee	OL Josh Miles	OL Brett Toth	S Charles Washington
10/06	at Cincinnati	DL Zach Allen	WR Damiere Byrd	LB Dennis Gardeck	WR Christian Kirk	OL Brett Toth	LB Ezekiel Turner	S Charles Washington
10/13	Atlanta	DL Zach Allen	OL Lamont Gaillard	LB Dennis Gardeck	WR Christian Kirk	OL Brett Toth	LB Ezekiel Turner	S Charles Washington
10/20	at N.Y. Giants	DL Zach Allen	DL Michael Dogbe	RB D.J. Foster	OL Lamont Gaillard	WR Christian Kirk	LB Ezekiel Turner	LB Ramik Wilson
10/27	at New Orleans	DL Zach Allen	DL Michael Dogbe	RB D.J. Foster	OL Lamont Gaillard	RB David Johnson	WR KeeSean Johnson	RB Alfred Morris
10/31	San Francisco	--	--	--	--	--	--	--
11/10	at Tampa Bay	--	--	--	--	--	--	--
11/17	at San Francisco	--	--	--	--	--	--	--
12/01	L.A. Rams	--	--	--	--	--	--	--
12/08	Pittsburgh	--	--	--	--	--	--	--
12/15	Cleveland	--	--	--	--	--	--	--
12/22	at Seattle	--	--	--	--	--	--	--
12/29	at L.A. Rams	--	--	--	--	--	--	--



# CARDINALS ROSTER BY POSITION

## QUARTERBACKS (2)

NO.	NAME	POS.	HT.	WT.	AGE	EXP.	COLLEGE	HOMETOWN	HOW ACQ.
1	Kyler Murray	QB	5-10	207	22	R	Oklahoma	Allen, TX	D1-19
7	Brett Hundley	QB	6-3	226	26	5	UCLA	Chandler, AZ	UFA-19 (Sea)

## RUNNING BACKS (5)

NO.	NAME	POS.	HT.	WT.	AGE	EXP.	COLLEGE	HOMETOWN	HOW ACQ.
##	Kenyan Drake	RB	6-1	211	25	4	Alabama	Marietta, GA	TR-19 (Mia)
22	Zach Zenner	RB	5-11	224	28	5	South Dakota State	Eagan, Minn.	FA-19
29	Chase Edmonds	RB	5-9	205	23	2	Fordham	Harrisburg, PA	D4-18
31	David Johnson	RB	6-1	224	27	5	Northern Iowa	Clinton, IA	D3-15
36	Alfred Morris	RB	5-10	222	30	8	Florida Atlantic	Pensacola, FL	FA-19

## WIDE RECEIVERS (7)

NO.	NAME	POS.	HT.	WT.	AGE	EXP.	COLLEGE	HOMETOWN	HOW ACQ.
11	Larry Fitzgerald	WR	6-3	218	36	16	Pittsburgh	Minneapolis, MN	D1-04
12	Pharoh Cooper	WR	5-11	208	24	4	South Carolina	Havelock, NC	FA-19
13	Christian Kirk	WR	5-11	200	22	2	Texas A&M	Scottsdale, AZ	D2-18
14	Damiere Byrd	WR	5-9	180	26	4	South Carolina	Sicklerville, NJ	UFA-19 (Car)
16	Trent Sherfield	WR	6-1	219	23	2	Vanderbilt	Danville, IL	FA-18
19	KeeSean Johnson	WR	6-1	201	23	R	Fresno State	East Palo Alto, CA	D6a-19
89	Andy Isabella	WR	5-9	188	22	R	Massachusetts	Mayfield, OH	D2b-19

## TIGHT ENDS (3)

NO.	NAME	POS.	HT.	WT.	AGE	EXP.	COLLEGE	HOMETOWN	HOW ACQ.
81	Darrell Daniels	TE	6-3	256	24	3	Washington	Pittsburg, CA	WV-18 (Sea)
85	Charles Clay	TE	6-3	246	30	9	Tulsa	Little Rock, AR	FA-19
87	Maxx Williams	TE	6-4	252	25	5	Minnesota	Waconia, MN	UFA-19 (Bal)

## OFFENSIVE LINE (8)

NO.	NAME	POS.	HT.	WT.	AGE	EXP.	COLLEGE	HOMETOWN	HOW ACQ.
52	Mason Cole	OL	6-5	307	23	2	Michigan	Tarpon Springs, FL	D3-18
53	A.Q. Shipley	OL	6-1	307	33	8	Penn State	Moon Township, PA	FA-15
64	J.R. Sweezy	OL	6-5	310	30	8	North Carolina State	Mooresville, NC	UFA-19 (Sea)
65	Lamont Gaillard	OL	6-3	305	23	R	Georgia	Fayetteville, NC	D6b-19
66	Josh Miles	OL	6-5	325	23	R	Morgan State	Baltimore, MD	D7a-19
67	Justin Pugh	OL	6-5	311	29	7	Syracuse	Holland, PA	UFA-18 (NYG)
71	Justin Murray	OL	6-5	315	26	2	Cincinnati	Cincinnati, OH	WV-19 (Oak)
74	D.J. Humphries	OL	6-5	307	25	5	Florida	Charlotte, NC	D1-15

## LINEBACKERS (9)

NO.	NAME	POS.	HT.	WT.	AGE	EXP.	COLLEGE	HOMETOWN	HOW ACQ.
42	Dennis Gardeck	LB	6-0	232	25	2	Sioux Falls	Lake in the Hills, IL	FA-18
43	Haason Reddick	LB	6-1	235	25	3	Temple	Camden, NJ	D1-17
47	Ezekiel Turner	LB	6-2	214	23	2	Washington	Pasadena, MD	FA-18
50	Brooks Reed	LB	6-3	254	32	9	Arizona	Tucson, AZ	FA-19
54	Cassius Marsh Sr.	LB	6-4	254	27	6	UCLA	Simi Valley, CA	FA-19
55	Chandler Jones	LB	6-5	255	29	8	Syracuse	Endicott, NY	TR-16 (NE)
56	Terrell Suggs	LB	6-3	265	37	17	Arizona State	Chandler, AZ	UFA-19 (Bal)
58	Jordan Hicks	LB	6-1	236	27	5	Texas	Cincinnati, OH	UFA-19 (Phi)
59	Joe Walker	LB	6-2	236	26	4	Oregon	Palos Verdes, CA	FA-18

## DEFENSIVE BACKS (9)

NO.	NAME	POS.	HT.	WT.	AGE	EXP.	COLLEGE	HOMETOWN	HOW ACQ.
20	Tramaine Brock Sr.	CB	6-0	188	31	10	Belhaven College	Long Beach, MS	UFA-19 (Den)
21	Patrick Peterson	CB	6-1	203	29	9	LSU	Pompano Beach, FL	D1-11
27	Kevin Peterson	CB	5-11	185	25	3	Oklahoma State	Wagoner, OK	WV-19 (LAR)
28	Charles Washington	S	5-10	192	26	3	Fresno State	Inglewood, CA	WV-19 (Det)
32	Budda Baker	S	5-10	195	23	3	Washington	Bellevue, WA	D2-17
33	Byron Murphy Jr.	CB	5-11	190	21	R	Washington	Scottsdale, AZ	D2a-19
34	Jalen Thompson	S	6-0	190	21	R	Washington State	Downey, CA	SD5-19
35	Deionte Thompson	S	6-1	195	22	R	Alabama	Orange, TX	D5-19
38	Chris Banjo	S	5-10	207	29	7	Southern Methodist	Sugar Land, TX	FA-19

## DEFENSIVE LINE (7)

NO.	NAME	POS.	HT.	WT.	AGE	EXP.	COLLEGE	HOMETOWN	HOW ACQ.
90	Jonathan Bullard	DL	6-3	296	26	4	Florida	Shelby, NC	WV-19 (Chi)
91	Michael Dogbe	DL	6-3	280	23	R	Temple	Morris Plains, NJ	D7b-19
92	Zach Kerr	DL	6-2	334	29	6	Delaware	Virginia Beach, VA	FA-19
93	Clinton McDonald	DL	6-2	297	32	10	Memphis	Jacksonville, AR	FA-19
95	Rodney Gunter	DL	6-5	305	27	5	Delaware State	Lake Hamilton, FL	D4-15
97	Zach Allen	DE	6-4	281	22	R	Boston College	New Canaan, CT	D3-19
98	Corey Peters	DL	6-3	335	31	10	Kentucky	Louisville, KY	UFA-15 (Atl)

## SPECIALISTS (3)

NO.	NAME	POS.	HT.	WT.	AGE	EXP.	COLLEGE	HOMETOWN	HOW ACQ.
4	Andy Lee	P	6-1	185	37	16	Pittsburgh	Westminster, SC	FA-17
5	Zane Gonzalez	K	6-0	202	24	3	Arizona State	Deer Park, TX	FA-18
46	Aaron Brewer	LS	6-5	232	29	8	San Diego State	Fullerton, CA	FA-16



YEAR	DRAFTEES (20)	FREE AGENTS (26)	TRADES (2)	WAIVERS (5)
<b>2004</b>	WR Larry Fitzgerald (1)			
<b>2011</b>	CB Patrick Peterson (1)			
<b>2015</b>	OL D.J. Humphries (1) RB David Johnson (3) DL Rodney Gunter (4)	DL Corey Peters (UFA-15 Atl) OL A.Q. Shipley (FA-15)		
<b>2016</b>		LS Aaron Brewer (FA-16)	LB Chandler Jones (TR-16 NE)	
<b>2017</b>	LB Haason Reddick (1) S Budda Baker (2)	P Andy Lee (FA-17)		
<b>2018</b>	WR Christian Kirk (2) OL Mason Cole (3) RB Chase Edmonds (4)	LB Dennis Gardeck (FA-18) K Zane Gonzalez (FA-18) OL Justin Pugh (UFA-18 NYG) WR Trent Sherfield (FA-18) LB Ezekiel Turner (FA-18) LB Joe Walker (FA-18)		TE Darrell Daniels (WV-18 Sea)
<b>2019</b>	QB Kyler Murray (1) WR Andy Isabella (2) CB Byron Murphy Jr. (2) DE Zach Allen (3) S Deionte Thompson (5) OL Lamont Gaillard (6) WR KeeSean Johnson (6) DL Michael Dogbe (7) OL Josh Miles (7) S Jalen Thompson (SD 5)	S Chris Banjo (FA-19) CB Tramaine Brock Sr. (UFA-19 Den) WR Damiere Byrd (UFA-19 Car) TE Charles Clay (FA-19) WR Pharoh Cooper (FA-19) LB Jordan Hicks (UFA-19 Phi) QB Brett Hundley (UFA-19 Sea) DL Zach Kerr (FA-19) LB Cassius Marsh Sr. (FA-19) DL Clinton McDonald (FA-19) RB Alfred Morris (FA-19) LB Brooks Reed (FA-19) LB Terrell Suggs (UFA-19 Bal) OL J.R. Sweezy (UFA-19 Sea) TE Maxx Williams (UFA-19 Bal) RB Zach Zenner (FA-19)	RB Kenyan Drake (TR-19 Mia)	DL Jonathan Bullard (WV-19 Chi) OL Justin Murray (WV-19 Oak) CB Kevin Peterson (WV-19 LAR) S Charles Washington (WV-19 Det)



# CARDINALS DEPTH CHART

(As of October 28, 2019)

Prepared by Team's Media Relations Department

## OFFENSE

<b>WR</b>	11 Larry Fitzgerald	<u>89 Andy Isabella</u>			
<b>LT</b>	74 D.J. Humphries	<u>66 Josh Miles</u>			
<b>LG</b>	67 Justin Pugh	52 Mason Cole			
<b>C</b>	53 A.Q. Shipley	52 Mason Cole			
<b>RG</b>	64 J.R. Sweezy	<u>65 Lamont Gaillard</u>			
<b>RT</b>	71 Justin Murray	<u>66 Josh Miles</u>			
<b>TE</b>	85 Charles Clay	87 Maxx Williams	81 Darrell Daniels		
<b>WR</b>	13 Christian Kirk	<u>19 KeeSean Johnson</u>			
<b>WR</b>	14 Damiere Byrd	16 Trent Sherfield	12 Pharoh Cooper		
<b>QB</b>	<u>1 Kyler Murray</u>	7 Brett Hundley			
<b>RB</b>	31 David Johnson	29 Chase Edmonds	22 Zach Zenner	36 Alfred Morris	## Kenyan Drake

## DEFENSE

<b>DE</b>	<u>97 Zach Allen</u>	90 Jonathan Bullard	<u>91 Michael Dogbe</u>
<b>NT</b>	98 Corey Peters	92 Zach Kerr	
<b>DE</b>	95 Rodney Gunter	93 Clinton McDonald	
<b>SAM</b>	55 Chandler Jones	50 Brooks Reed	
<b>ILB</b>	43 Haason Reddick	59 Joe Walker	
<b>ILB</b>	58 Jordan Hicks	42 Dennis Gardeck	47 Ezekiel Turner
<b>WILL</b>	56 Terrell Suggs	54 Cassius Marsh Sr.	
<b>CB</b>	<u>33 Byron Murphy Jr.</u>	27 Kevin Peterson	
<b>CB</b>	21 Patrick Peterson	20 Tramaine Brock Sr.	
<b>SS</b>	<u>35 Deionte Thompson</u>	38 Chris Banjo	
<b>FS</b>	32 Budda Baker	<u>34 Jalen Thompson</u>	28 Charles Washington

## SPECIALISTS

<b>K</b>	5 Zane Gonzalez
<b>P</b>	4 Andy Lee
<b>LS</b>	46 Aaron Brewer
<b>H</b>	4 Andy Lee
<b>KR</b>	12 Pharoh Cooper <u>89 Andy Isabella</u>
<b>PR</b>	12 Pharoh Cooper      13 Christian Kirk

## PRONUNCIATION GUIDE

Damiere Byrd .....	duh-MEER	Lamont Gaillard .....	GILL-yard
Pharoh Cooper .....	FAIR-oh	Cassius Marsh Sr. ....	CASH-iss
Darrell Daniels .....	duh-RELL	Haason Reddick .....	ha-SAHN
Michael Dogbe .....	DOG-bee		

NOTE: Rookies are underlined

# CARDINALS NUMERICAL ROSTER



NO.	NAME	POS.	HT.	WT.	AGE	EXP.	COLLEGE	HOW ACQ.	GP	GS	DNP	IA
##	Drake, Kenyan	RB	6-1	211	25	4	Alabama	TR-19 (Mia)	0	0	0	0
1	Murray, Kyler	QB	5-10	207	22	R	Oklahoma	D1-19	8	8	0	0
4	Lee, Andy	P	6-1	185	37	16	Pittsburgh	FA-17	7	0	0	1
5	Gonzalez, Zane	K	6-0	202	24	3	Arizona State	FA-18	8	0	0	0
7	Hundley, Brett	QB	6-3	226	26	5	UCLA	UFA-19 (Sea)	1	0	7	0
11	Fitzgerald, Larry	WR	6-3	218	36	16	Pittsburgh	D1-04	8	8	0	0
12	Cooper, Pharoh	WR	5-11	208	24	4	South Carolina	FA-19	4	1	0	0
13	Kirk, Christian	WR	5-11	200	22	2	Texas A&M	D2-18	5	5	0	3
14	Byrd, Damiere	WR	5-9	180	26	4	South Carolina	UFA-19 (Car)	6	3	0	2
16	Sherfield, Trent	WR	6-1	219	23	2	Vanderbilt	FA-18	8	1	0	0
19	Johnson, KeeSean	WR	6-1	201	23	R	Fresno State	D6a-19	7	3	0	1
20	Brock Sr., Tramaine	CB	6-0	188	31	10	Belhaven College	UFA-19 (Den)	8	6	0	0
21	Peterson, Patrick	CB	6-1	203	29	9	LSU	D1-11	2	2	0	0
22	Zenner, Zach	RB	5-11	224	28	5	South Dakota State	FA-19	0	0	0	0
27	Peterson, Kevin	CB	5-11	185	25	3	Oklahoma State	WV-19 (LAR)	8	1	0	0
28	Washington, Charles	S	5-10	192	26	3	Fresno State	WV-19 (Det)	5	0	0	3
29	Edmonds, Chase	RB	5-9	205	23	2	Fordham	D4-18	8	2	0	0
31	Johnson, David	RB	6-1	224	27	5	Northern Iowa	D3-15	7	7	0	1
32	Baker, Budda	S	5-10	195	23	3	Washington	D2-17	8	8	0	0
33	Murphy Jr., Byron	CB	5-11	190	21	R	Washington	D2a-19	8	8	0	0
34	Thompson, Jalen	S	6-0	190	21	R	Washington State	SD5-19	7	3	0	1
35	Thompson, Deionte	S	6-1	195	22	R	Alabama	D5-19	8	2	0	0
36	Morris, Alfred	RB	5-10	222	30	8	Florida Atlantic	FA-19	0	0	0	1
38	Banjo, Chris	S	5-10	207	29	7	Southern Methodist	FA-19	5	0	0	0
42	Gardeck, Dennis	LB	6-0	232	25	2	Sioux Falls	FA-18	6	0	0	2
43	Reddick, Haason	LB	6-1	235	25	3	Temple	D1-17	8	5	0	0
46	Brewer, Aaron	LS	6-5	232	29	8	San Diego State	FA-16	8	0	0	0
47	Turner, Ezekiel	LB	6-2	214	23	2	Washington	FA-18	4	0	0	4
50	Reed, Brooks	LB	6-3	254	32	9	Arizona	FA-19	8	0	0	0
52	Cole, Mason	OL	6-5	307	23	2	Michigan	D3-18	8	0	0	0
53	Shiple, A.Q.	OL	6-1	307	33	8	Penn State	FA-15	8	8	0	0
54	Marsh Sr., Cassius	LB	6-4	254	27	6	UCLA	FA-19	8	0	0	0
55	Jones, Chandler	LB	6-5	255	29	8	Syracuse	TR-16 (NE)	8	8	0	0
56	Suggs, Terrell	LB	6-3	265	37	17	Arizona State	UFA-19 (Bal)	8	8	0	0
58	Hicks, Jordan	LB	6-1	236	27	5	Texas	UFA-19 (Phi)	8	8	0	0
59	Walker, Joe	LB	6-2	236	26	4	Oregon	FA-18	8	3	0	0
64	Sweezy, J.R.	OL	6-5	310	30	8	North Carolina State	UFA-19 (Sea)	8	8	0	0
65	Gaillard, Lamont	OL	6-3	305	23	R	Georgia	D6b-19	0	0	1	7
66	Miles, Josh	OL	6-5	325	23	R	Morgan State	D7a-19	5	0	0	3
67	Pugh, Justin	OL	6-5	311	29	7	Syracuse	UFA-18 (NYG)	8	8	0	0
71	Murray, Justin	OL	6-5	315	26	2	Cincinnati	WV-19 (Oak)	8	6	0	0
74	Humphries, D.J.	OL	6-5	307	25	5	Florida	D1-15	8	8	0	0
81	Daniels, Darrell	TE	6-3	256	24	3	Washington	WV-18 (Sea)	5	0	0	1
85	Clay, Charles	TE	6-3	246	30	9	Tulsa	FA-19	8	4	0	0
87	Williams, Maxx	TE	6-4	252	25	5	Minnesota	UFA-19 (Bal)	8	4	0	0
89	Isabella, Andy	WR	5-9	188	22	R	Massachusetts	D2b-19	7	1	0	1
90	Bullard, Jonathan	DL	6-3	296	26	4	Florida	WV-19 (Chi)	6	4	0	2
91	Dogbe, Michael	DL	6-3	280	23	R	Temple	D7b-19	2	0	0	6
92	Kerr, Zach	DL	6-2	334	29	6	Delaware	FA-19	4	0	0	0
93	McDonald, Clinton	DL	6-2	297	32	10	Memphis	FA-19	8	0	0	0
95	Gunter, Rodney	DL	6-5	305	27	5	Delaware State	D4-15	8	8	0	0
97	Allen, Zach	DE	6-4	281	22	R	Boston College	D3-19	4	1	0	4
98	Peters, Corey	DL	6-3	335	31	10	Kentucky	UFA-15 (Atl)	8	8	0	0

## COACHING STAFF

**HEAD COACH:** Kliff Kingsbury

**ASSISTANTS:** Jeff Rodgers (Asst. Head Coach/Special Teams Coordinator), Vance Joseph (Defensive Coordinator), Tom Clements (Pass Game Coordinator/QBs), Chris Achuff (Defensive Line), Peter Badovinac (Asst. Wide Receivers), Charlie Bullen (Asst. Linebackers), Bill Davis (Linebackers), Rob Grosso (Defensive Quality Control), Steve Heiden (Tight Ends), Sean Kugler (Offensive Line), Randall McCray (Asst. Special Teams), Rusty McKinney (Defensive Asst.), Buddy Morris (Strength & Conditioning), Brian Natkin (Asst. Offensive Line), David Raih (Wide Receivers), Marcus Robertson (Defensive Backs), James Saxon (Running Backs), Don Shumpert (Bill Bidwill Fellowship/RBs), Vernon Stephens (Asst. Strength and Conditioning), Stephens (Asst. Strength and Conditioning), Jerry Sullivan (Offensive Asst.), Cam Turner (Offensive Asst./Asst. Quarterbacks), Spencer Whipple (Offensive Quality Control), Greg Williams (Cornerbacks), Chris Wilson (Defensive Asst.)

# CARDINALS ALPHABETICAL ROSTER

NO.	NAME	POS.	HT.	WT.	DOB	EXP.	COLLEGE	HOMETOWN	HOW ACQ.
97	Allen, Zach	DE	6-4	281	8/20/1997	R	Boston College	New Canaan, CT	D3-19
32	Baker, Budda	S	5-10	195	1/10/1996	3	Washington	Bellevue, WA	D2-17
38	Banjo, Chris	S	5-10	207	2/26/1990	7	Southern Methodist	Sugar Land, TX	FA-19
46	Brewer, Aaron	LS	6-5	232	7/5/1990	8	San Diego State	Fullerton, CA	FA-16
20	Brock Sr., Tramaine	CB	6-0	188	8/20/1988	10	Belhaven College	Long Beach, MS	UFA-19 (Den)
90	Bullard, Jonathan	DL	6-3	296	10/22/1993	4	Florida	Shelby, NC	WV-19 (Chi)
14	Byrd, Damiere	WR	5-9	180	1/27/1993	4	South Carolina	Sicklerville, NJ	UFA-19 (Car)
85	Clay, Charles	TE	6-3	246	2/13/1989	9	Tulsa	Little Rock, AR	FA-19
52	Cole, Mason	OL	6-5	307	3/28/1996	2	Michigan	Tarpon Springs, FL	D3-18
12	Cooper, Pharoh	WR	5-11	208	3/7/1995	4	South Carolina	Havelock, NC	FA-19
81	Daniels, Darrell	TE	6-3	256	11/22/1994	3	Washington	Pittsburg, CA	WV-18 (Sea)
91	Dogbe, Michael	DL	6-3	280	5/5/1996	R	Temple	Morris Plains, NJ	D7b-19
##	Drake, Kenyan	RB	6-1	211	1/26/1994	4	Alabama	Marietta, GA	TR-19 (Mia)
29	Edmonds, Chase	RB	5-9	205	4/13/1996	2	Fordham	Harrisburg, PA	D4-18
11	Fitzgerald, Larry	WR	6-3	218	8/31/1983	16	Pittsburgh	Minneapolis, MN	D1-04
65	Gaillard, Lamont	OL	6-3	305	2/8/1996	R	Georgia	Fayetteville, NC	D6b-19
42	Gardeck, Dennis	LB	6-0	232	8/9/1994	2	Sioux Falls	Lake in the Hills, IL	FA-18
5	Gonzalez, Zane	K	6-0	202	5/7/1995	3	Arizona State	Deer Park, TX	FA-18
95	Gunter, Rodney	DL	6-5	305	1/19/1992	5	Delaware State	Lake Hamilton, FL	D4-15
58	Hicks, Jordan	LB	6-1	236	6/27/1992	5	Texas	Cincinnati, OH	UFA-19 (Phi)
74	Humphries, D.J.	OL	6-5	307	12/28/1993	5	Florida	Charlotte, NC	D1-15
7	Hundley, Brett	QB	6-3	226	6/15/1993	5	UCLA	Chandler, AZ	UFA-19 (Sea)
89	Isabella, Andy	WR	5-9	188	11/18/1996	R	Massachusetts	Mayfield, OH	D2b-19
31	Johnson, David	RB	6-1	224	12/16/1991	5	Northern Iowa	Clinton, IA	D3-15
19	Johnson, KeeSean	WR	6-1	201	10/9/1996	R	Fresno State	East Palo Alto, CA	D6a-19
55	Jones, Chandler	LB	6-5	255	2/27/1990	8	Syracuse	Endicott, NY	TR-16 (NE)
92	Kerr, Zach	DL	6-2	334	8/29/1990	6	Delaware	Virginia Beach, VA	FA-19
13	Kirk, Christian	WR	5-11	200	11/18/1996	2	Texas A&M	Scottsdale, AZ	D2-18
4	Lee, Andy	P	6-1	185	8/11/1982	16	Pittsburgh	Westminster, SC	FA-17
54	Marsh Sr., Cassius	LB	6-4	254	7/7/1992	6	UCLA	Simi Valley, CA	FA-19
93	McDonald, Clinton	DL	6-2	297	1/6/1987	10	Memphis	Jacksonville, AR	FA-19
66	Miles, Josh	OL	6-5	325	1/4/1996	R	Morgan State	Baltimore, MD	D7a-19
36	Morris, Alfred	RB	5-10	222	12/12/1988	8	Florida Atlantic	Pensacola, FL	FA-19
33	Murphy Jr., Byron	CB	5-11	190	1/18/1998	R	Washington	Scottsdale, AZ	D2a-19
71	Murray, Justin	OL	6-5	315	4/19/1993	2	Cincinnati	Cincinnati, OH	WV-19 (Oak)
1	Murray, Kyler	QB	5-10	207	8/7/1997	R	Oklahoma	Allen, TX	D1-19
98	Peters, Corey	DL	6-3	335	6/8/1988	10	Kentucky	Louisville, KY	UFA-15 (Atl)
27	Peterson, Kevin	CB	5-11	185	3/22/1994	3	Oklahoma State	Wagoner, OK	WV-19 (LAR)
21	Peterson, Patrick	CB	6-1	203	7/11/1990	9	LSU	Pompano Beach, FL	D1-11
67	Pugh, Justin	OL	6-5	311	8/15/1990	7	Syracuse	Holland, PA	UFA-18 (NYG)
43	Reddick, Haason	LB	6-1	235	9/22/1994	3	Temple	Camden, NJ	D1-17
50	Reed, Brooks	LB	6-3	254	2/28/1987	9	Arizona	Tucson, AZ	FA-19
16	Sherfield, Trent	WR	6-1	219	2/26/1996	2	Vanderbilt	Danville, IL	FA-18
53	Shipley, A.Q.	OL	6-1	307	5/22/1986	8	Penn State	Moon Township, PA	FA-15
56	Suggs, Terrell	LB	6-3	265	10/11/1982	17	Arizona State	Chandler, AZ	UFA-19 (Bal)
64	Sweezy, J.R.	OL	6-5	310	4/8/1989	8	North Carolina State	Mooreville, NC	UFA-19 (Sea)
35	Thompson, Deionte	S	6-1	195	2/11/1997	R	Alabama	Orange, TX	D5-19
34	Thompson, Jalen	S	6-0	190	7/18/1998	R	Washington State	Downey, CA	SD5-19
47	Turner, Ezekiel	LB	6-2	214	6/9/1996	2	Washington	Pasadena, MD	FA-18
59	Walker, Joe	LB	6-2	236	12/11/1992	4	Oregon	Palos Verdes, CA	FA-18
28	Washington, Charles	S	5-10	192	3/10/1993	3	Fresno State	Inglewood, CA	WV-19 (Det)
87	Williams, Maxx	TE	6-4	252	4/12/1994	5	Minnesota	Waconia, MN	UFA-19 (Bal)
22	Zenner, Zach	RB	5-11	224	9/13/1991	5	South Dakota State	Eagan, Minn.	FA-19

## Practice Squad (10)

72	Brown, Miles	DL	6-2	320	9/4/1997	R	Wofford	Cheverly, MD	FA-19
30	Davis, Jalen	CB	5-10	185	2/2/1996	2	Utah State	La Mesa, CA	FA-19
39	Davis, Justin	RB	6-1	199	11/11/1995	3	USC	Stockton, CA	FA-19
49	Fitts, Kylie	LB	6-4	260	10/11/1994	2	Utah	San Bernardino, CA	FA-19
25	Jones, Chris	CB	6-0	200	8/13/1995	1	Nebraska	Jacksonville, FL	FA-18
70	Jones, Sam	OL	6-5	290	2/21/1996	2	Arizona State	Highlands Ranch, CO	FA-19
83	Richardson, A.J.	WR	6-0	212	6/2/1995	R	Boise State	Lomita, CA	FA-19
45	Robertson, Pete	LB	6-2	243	12/2/1992	2	Texas Tech	Longview, TX	FA-18
2	Sloter, Kyle	QB	6-5	218	2/7/1994	3	Northern Colorado	Johns Creek, GA	FA-19
84	Wilson, Caleb	TE	6-4	240	7/15/1996	R	UCLA	Dallas, TX	D7c-19

## Reserved/Physically Unable to Perform (1)

73	Garcia, Max	OL	6-4	309	11/9/1991	5	Florida	Norcross, GA	UFA-19 (Den)
----	-------------	----	-----	-----	-----------	---	---------	--------------	--------------

## Injured Reserve (8)

23	Alford, Robert	CB	5-10	186	11/1/1988	7	Southeastern Louisiana	Hammond, LA	FA-19
17	Butler, Hakeem	WR	6-5	227	5/16/1996	R	Iowa State	Baltimore, MD	D4-19
37	Foster, D.J.	RB	6-0	205	11/22/1993	4	Arizona State	Scottsdale, AZ	FA-17
76	Gilbert, Marcus	OL	6-6	330	2/15/1988	9	Florida	Fort Lauderdale, FL	TR-19 (Pit)
79	Mills, Jordan	OL	6-5	316	12/24/1990	7	Louisiana Tech	Napoleonville, LA	FA-19
27	Shaw, Josh	DB	6-1	197	3/27/1992	5	USC	Palmdale, CA	UFA-19 (TB)
75	Sweet, William	OL	6-6	313	4/29/1997	R	North Carolina	Jacksonville, FL	FA-19
26	Williams, Brandon	CB	6-0	200	9/9/1992	4	Texas A&M	Brookshire, TX	D3-16

## Non-Football Injury (1)

78	Toth, Brett	OL	6-6	304	9/1/1996	R	Army	Charleston, SC	WV-19 (Phi)
----	-------------	----	-----	-----	----------	---	------	----------------	-------------

## Practice Squad/Injured Reserve (1)

10	Dixon, Johnnie	WR	5-11	198	9/16/1994	R	Ohio State	West Palm Beach, FL	FA-19
----	----------------	----	------	-----	-----------	---	------------	---------------------	-------



# 2019 NFL STANDINGS AND SCHEDULE

		W	L	T	Div	Conf	Wk 1	Wk 2	Wk 3	Wk 4	Wk 5	Wk 6	Wk 7	Wk 8	Wk 9	Wk 10	Wk 11	Wk 12	Wk 13	Wk 14	Wk 15	Wk 16	Wk 17	
<b>NFC EAST</b>		4	3	0	3-0	3-2	<u>NYG</u>	<u>at Was</u>	<u>Mia</u>	at NO	GB	<u>at NYJ</u>	<u>Phi</u>	(BYE)	at NYG	Min	at Det	at NE	Buf	at Chi	LAR	at Phi	Was	
Dallas		4	4	0	1-1	2-4	<u>Was</u>	at Atl	Det	<u>at GB</u>	<u>NYJ</u>	at Min	at Dal	at Buf	Chi	(BYE)	NE	Sea	at Mia	NYG	at Was	Dal	at NYG	
Philadelphia		2	6	0	1-1	2-4	at Dal	Buf	<u>at TB</u>	<u>Was</u>	at NE	at Mia	SF	at Min	Dal	(BYE)	NYJ	Det	at Car	at GB	Phi	at Was	Phi	
NY Giants		1	7	0	0-3	0-6	at Phi	Dal	Chi	at NYG	NE	<u>at Mia</u>	SF	at Min	at Buf	(BYE)	NYJ	Det	at Car	at GB	Phi	at Was	Phi	
Washington		<b>NFC NORTH</b>																						
<b>NFC NORTH</b>		7	1	0	3-0	4-1	<u>at Chi</u>	<u>Min</u>	<u>Den</u>	Phi	<u>at Dal</u>	<u>Det</u>	<u>Oak</u>	<u>at KC</u>	at LAR	Car	(BYE)	<u>Wk 11</u>	<u>Wk 12</u>	<u>Wk 13</u>	<u>Wk 14</u>	<u>Wk 15</u>	<u>Wk 16</u>	<u>Wk 17</u>
Green Bay		6	2	0	1-2	5-2	<u>Atl</u>	at GB	<u>Oak</u>	at Chi	<u>at NYG</u>	<u>Phi</u>	<u>at Det</u>	<u>Was</u>	at KC	at Dal	Den	(BYE)	at SF	at NYG	Was	Chi	at Min	at Det
Minnesota		3	3	1	0-2	2-2-1	at AZ	<u>LAC</u>	<u>at Phi</u>	KC	(BYE)	at GB	Min	<u>NYG</u>	at Oak	at Chi	Dal	at Was	Chi	at NYG	Det	at LAC	GB	Chi
Detroit		3	4	0	1-1	2-2	GB	<u>at Den</u>	<u>at Was</u>	<u>Min</u>	(BYE)	NO	NO	LAC	at Phi	Det	at LAR	NYG	at Det	Dal	at GB	KC	at Min	GB
Chicago		<b>NFC SOUTH</b>																						
<b>NFC SOUTH</b>		7	1	0	1-0	5-1	Hou	at LAR	<u>at Sea</u>	Dal	<u>TB</u>	<u>at Jax</u>	<u>at Chi</u>	AZ	(BYE)	Atl	at TB	Car	at Atl	SF	Ind	at Ten	at Car	Wk 17
New Orleans		4	3	0	1-1	2-3	LAR	TB	<u>at AZ</u>	<u>at Hou</u>	<u>Jax</u>	<u>at TB</u>	(BYE)	at SF	Ten	at GB	Atl	at NO	Was	at Atl	Sea	at Ind	NO	at Car
Carolina		2	5	0	1-2	2-4	SF	<u>at Car</u>	NYG	<u>at LAR</u>	at NO	Car	(BYE)	at Ten	at Sea	AZ	NO	at Atl	at Jax	Ind	at Det	Hou	Atl	at TB
Tampa Bay		1	7	0	0-0	1-4	at Min	<u>Phi</u>	at Ind	Ten	at Hou	at AZ	LAR	Sea	(BYE)	at NO	at Car	TB	NO	Car	at SF	Jax	at TB	at TB
Atlanta		<b>NFC WEST</b>																						
<b>NFC WEST</b>		7	0	0	1-0	4-0	<u>at TB</u>	<u>at Cin</u>	<u>Pit</u>	(BYE)	<u>Cle</u>	<u>at LAR</u>	<u>at Was</u>	<u>Car</u>	at AZ	Sea	at SF	AZ	GB	at Bal	at NO	Atl	at Ten	at Sea
San Francisco		6	2	0	2-0	3-1	<u>Cin</u>	<u>at Pit</u>	NO	<u>at AZ</u>	<u>LAR</u>	<u>at Cle</u>	Bal	<u>at Atl</u>	TB	at SF	(BYE)	Chi	at Bal	Min	at LAR	at Car	at Ind	NO
Seattle		5	3	0	0-2	3-3	<u>at Car</u>	<u>NO</u>	<u>at Cle</u>	TB	at Sea	SF	<u>at Atl</u>	Cin	(BYE)	at Pit	Chi	at Bal	at AZ	Sea	at Dal	at SF	at SF	AZ
LA Rams		3	4	1	0-1	2-3-1	Det	at Bal	Car	Sea	<u>at Cin</u>	<u>Atl</u>	<u>at NYG</u>	at NO	SF	at TB	at SF	(BYE)	LAR	Pit	Cle	at Sea	at LAR	at LAR
Arizona		<b>AFC EAST</b>																						
<b>AFC EAST</b>		8	0	0	4-0	6-0	<u>Pit</u>	<u>at Mia</u>	<u>NYJ</u>	<u>at Buf</u>	<u>at Was</u>	<u>NYG</u>	<u>at NYJ</u>	<u>Cle</u>	at Bal	(BYE)	at Phi	Dal	at Hou	at NYG	KC	at Cin	Buf	Mia
New England		5	2	0	2-1	4-1	<u>at NYJ</u>	<u>at NYG</u>	<u>Cin</u>	NE	<u>at Ten</u>	(BYE)	<u>Mia</u>	Phi	Was	at Cle	at Mia	Den	at Dal	Den	at Bal	at Pit	at NE	NYJ
Buffalo		1	6	0	0-3	0-5	Buf	Cle	at NE	(BYE)	<u>Dal</u>	<u>Was</u>	NE	at Jax	at Mia	NYG	at Was	Oak	at Cin	Mia	at Bal	Pit	at Buf	at Buf
NY Jets		0	6	0	0-2	0-4	Bal	NE	at Dal	LAC	(BYE)	Was	at Buf	at Pit	NYJ	at Ind	Buf	at Cle	Phi	at NYJ	at NYG	Cin	at NE	at NE
Miami		<b>AFC NORTH</b>																						
<b>AFC NORTH</b>		5	2	0	2-1	3-2	<u>at Mia</u>	<u>AZ</u>	at KC	Cle	<u>at Pit</u>	<u>Cin</u>	<u>at Sea</u>	(BYE)	NE	at Cin	Hou	at LAR	at LAR	SF	at Buf	NYJ	at Cle	Pit
Baltimore		2	4	0	1-1	2-2	at NE	Sea	at SF	<u>Cin</u>	Bal	<u>at LAC</u>	(BYE)	Mia	Ind	LAR	at Cle	Mia	at Cle	Cle	at AZ	Buf	at NYJ	at Bal
Pittsburgh		2	5	0	1-0	2-2	Ten	<u>at NYJ</u>	LAR	<u>at Bal</u>	at SF	Sea	(BYE)	at NE	at Den	Buf	Pit	Mia	at Pit	Cin	at AZ	Bal	at Cin	at Cin
Cleveland		0	8	0	0-2	0-4	at Sea	SF	at Buf	at Pit	AZ	at Bal	Jax	at LAR	(BYE)	Bal	at Oak	Pit	NYJ	at Cle	NE	at Mia	Cle	
Cincinnati		<b>AFC SOUTH</b>																						
<b>AFC SOUTH</b>		5	2	0	2-0	4-2	at LAC	<u>at Ten</u>	<u>Atl</u>	Oak	<u>at KC</u>	(BYE)	<u>Hou</u>	<u>Den</u>	at Pit	Mia	at Jax	Jax	at Hou	Ten	at TB	at NO	Car	at Jax
Indianapolis		5	3	0	1-1	4-1	at NO	<u>Jax</u>	Car	<u>at LAC</u>	<u>Atl</u>	<u>at KC</u>	at Ind	<u>Oak</u>	at Jax	(BYE)	at Bal	at Bal	NE	Den	at Ten	at TB	at Jax	at Jax
Houston		4	4	0	1-1	4-2	KC	at Hou	<u>Ten</u>	<u>at Den</u>	at Car	NO	<u>at Cin</u>	Hou	at Ind	(BYE)	at Ind	at Ind	at Ten	TB	at Oak	at Atl	at Ten	Ind
Jacksonville		4	4	0	0-2	2-4	<u>at Cle</u>	Ind	at Jax	<u>at Atl</u>	Buf	at Den	<u>LAC</u>	<u>TB</u>	at Car	KC	(BYE)	Jax	at Ind	at Oak	Hou	NO	at Hou	at Hou
Tennessee		<b>AFC WEST</b>																						
<b>AFC WEST</b>		5	3	0	2-0	4-2	<u>at Jax</u>	<u>at Oak</u>	<u>Bal</u>	<u>at Det</u>	Ind	Hou	<u>at Den</u>	GB	Min	at Ten	at LAC	(BYE)	Oak	at NE	Den	at Chi	at LAC	at LAC
Kansas City		3	4	0	1-1	2-2	<u>Den</u>	KC	at Min	<u>at Ind</u>	<u>Chi</u>	(BYE)	at GB	at Hou	Det	LAC	Cin	at NYJ	at KC	Ten	Jax	at LAC	at Den	
Oakland		3	5	0	0-1	2-4	<u>Ind</u>	at Det	Hou	<u>at Mia</u>	Den	Pit	at Ten	<u>at Chi</u>	GB	at Oak	KC	(BYE)	at Den	at LAC	Min	Oak	at KC	
LA Chargers		2	6	0	1-2	2-4	at Oak	Chi	at GB	Jax	<u>at LAC</u>	<u>Ten</u>	KC	at Ind	Cle	(BYE)	at Min	at Buf	LAC	at Hou	at KC	Det	Oak	
Denver		<p><b>Legend:</b> <i>W</i> - Win, <i>L</i> - Loss, <i>T</i> - Tie, <i>Div</i> - Division, <i>Conf</i> - Conference, <i>Wk</i> - Week, <i>Opp</i> - Opponent, <i>Loc</i> - Location, <i>Res</i> - Result</p> <p><b>Notes:</b> *Clinched Division Title, **Clinched Playoff Berth, ***Clinched First-Round Bye, ****Clinched Home-Field Advantage</p>																						