

San Francisco 49ers



Sunday

OCTOBER 6, 2013

5:30PM (PT)




2013 SEASON



49ERS FOOTBALL
PRESENTING SPONSOR





SAN FRANCISCO 49ERS GAME RELEASE

49ERS FOOTBALL
PRESENTING SPONSOR



Houston Texans (2-2) vs. San Francisco 49ers (2-2)

SUNDAY, OCTOBER 6, 2013 | 5:30 P.M. PT
CANDLESTICK PARK | SAN FRANCISCO, CA | TV: NBC



2013 SEASON SCHEDULE

Date	Opponent	Result
REGULAR SEASON (2-2)		
Sep. 8	Green Bay	W, 34-28
Sep. 15	@ Seattle	L, 3-29
Sep. 22	Indianapolis	L, 7-27
Sep. 26	@ St. Louis	W, 35-11
Oct. 6	Houston	5:30PM
Oct. 13	Arizona	1:25PM
Oct. 20	@ Tennessee	1:05PM
Oct. 27	@ Jacksonville	10:00AM
Nov. 3	BYE	
Nov. 10	Carolina	1:05PM
Nov. 17	@ New Orleans	1:25PM
Nov. 25	@ Washington	5:40PM
Dec. 1	St. Louis	1:05PM
Dec. 8	Seattle	1:25PM
Dec. 15	@ Tampa Bay	10:00AM
Dec. 23	Atlanta	5:40PM
Dec. 29	@ Arizona	1:25PM

MEDIA GUIDE

The 49ers 2013 media guide is now available online at <http://49ers.1stroundmediagroup.com/> and will be updated weekly throughout the season.

MEDIA CENTER

The 49ers media center is updated daily and contains all of the necessary information to cover the team. On the site, you will find a compilation of 49ers game releases, rosters, updated player bios, gamebooks, transcriptions, statistics, audio files and much more.

To access the site, please visit <http://media.49ers.com>.

49ERS VS. TEXANS

The 49ers return to Candlestick Park to take on the Houston Texans on NBC's *Sunday Night Football*. This will be the 3rd meeting between the teams with the all-time series tied 1-1. This game also marks the 24th Sunday Night game in franchise history with the 49ers posting a 13-10 record in such games.

Last week, the 49ers improved to 2-2 after defeating the St. Louis Rams, 35-11. The 49ers were led by RB Frank Gore who rushed for 153 yds. on 20 carries, including a 34-yd. TD run. RB Kendall Hunter added 46 rushing yds. and 1 TD and WR Anquan Boldin had 5 receptions for 90 yds. and 1 TD.

On defense, the 49ers limited the Rams to just 18 yds. rushing on 19 atts., the 7th-best defensive rushing performance in franchise history. The defense was paced by LB NaVorro Bowman who registered his first career multi-sack game, as the team tallied 5.0 sacks. The secondary held the Rams to just 170 yds. passing and S Donte Whitner hauled in his first INT of the season.

BY THE NUMBERS

299.8 The **49ers defense** ranks 1st in the NFC, and 4th in the NFL, in total defense, allowing 299.8 yds. per game.

101.0 QB **Colin Kaepernick** has a QB rating of 101.0 on 3rd down, ranking 3rd in the NFC (Cam Newton – 102.9; Matt Ryan – 101.4) (minimum 20 atts.).

30.9 The **49ers defense** has held opponents to 17, 3rd down conversions on 55 atts. (30.9 pct.), ranking 2nd in the NFC and 3rd in the NFL.

9-0 Since 2011, the 49ers are 9-0 when RB **Frank Gore** rushes for over 100 yds. in a regular season game.

49ERS ON THE AIR

TELEVISION: NBC

Play-By-Play: Al Michaels

Color Analyst: Cris Collinsworth

Sideline Reporter: Michele Tafoya

WESTWOOD ONE SPORTS

Play-By-Play: Kevin Kugler

Color Analyst: James Lofton

Sideline Reporter: Hub Arkush

49ERS RADIO NETWORK

KNBR 680 & The Bone 107.7 FM

Play-By-Play: Ted Robinson

Color Analyst: Eric Davis

SPANISH RADIO: KTRB 860

Play-By-Play: Erwin Higueros

Color Analyst: Jesus Zarate

UNIVISION RADIO NETWORK

Play-By-Play: Raul Striker

Color Analyst: Joaquín Duro

STADIUM COMPARISON

by the numbers



HOME OF THE 49ERS

Kezar Stadium

1946-1970

Candlestick Park

1971-2013

Santa Clara Stadium

KICKOFF 2014

Year Broke Ground

1924

Kezar: 1958

Candlestick: 2012

1 Average Concourse Width

Kezar: N/A

Candlestick: 19 feet

Santa Clara: 63 feet

2 # of Elevators to Escalators

Kezar: 0/0

Candlestick: 3/6

Santa Clara: 17/30

3 Stadium Square Footage

Kezar:

325,000 ft²

Candlestick:

985,000 ft²

Santa Clara:

1,850,000 ft²

FOR MORE INFORMATION
VISIT LEVISTADIUM.COM

Cost to Build

Kezar: \$300,000

Candlestick: \$32 Million

Santa Clara: \$1.2 Billion

5 Seating Capacity

Kezar: 59,942

Candlestick: 69,900

Santa Clara: 68,500

4 # of Club Seats

Kezar: 0

Candlestick: 235

Santa Clara: 9,000

A LOOK AT LEVI'S® STADIUM




An aerial shot of Levi's® Stadium from August 2013.

LEVI'S® STADIUM

Levi's® Stadium will not only be the new home to the San Francisco 49ers, but it will also serve as one of the world's best outdoor sports and entertainment venues. It was designed by HNTB and is being built by Turner/Devcon for the Santa Clara Stadium Authority. The \$1.2 billion venue will have 1.85 million square feet, seat approximately 68,500 and will feature an expected 165 luxury suites and 8,500 club seats. It was designed to be a multi-purpose facility with the flexibility to host a wide range of events, including domestic and international soccer, college football, motocross, concerts and various civic events, and will be expandable for major events such as the Super Bowl.

A FOND FAREWELL TO CANDLESTICK PARK

The San Francisco 49ers have called Candlestick Park home since 1971. Over the past four decades, the stadium has played host to five Super Bowl winning teams, the Beatles' final concert in 1966 and a Papal Mass by Pope John Paul II in 1987. At each home game during the 49ers final season at the 'Stick, the franchise will be honoring the top 10 moments in 49ers history at Candlestick Park, counting down to the top moment in the regular season finale in December.



#6: Greatest Comeback

49ers defeat Saints, 38-35
December 7, 1980

Many consider this game to be one of the most significant in 49ers history. Following consecutive 2-14 seasons, Bill Walsh methodically led his team to the largest comeback in NFL history, foreshadowing the 49ers greatness that would follow in the coming years.

On the tail-end of a three-game home stand and having just lost eight straight contests, the 49ers rode a two-game win streak into a matchup with the New Orleans Saints. The game couldn't have started worse for San Francisco as the Saints, led by QB Archie Manning, took a 35-7 lead into the locker room at halftime. 49ers players would later say Walsh and his staff remained amazingly calm.

In the second half, Joe Montana ran for one touchdown and threw a pair of touchdown passes. Then with less than two minutes to play, Lenvil Elliott scored on a seven yard run sending the game into overtime. When Ray Wersching knocked a 36-yard field goal through the uprights, the 49ers had a 38-35 win and the biggest comeback in NFL history. A glimpse of a dynasty soon to come.

A vertical poster with a red and gold color scheme. At the top, the words "GREATEST COMEBACK" are written in large, white, bold letters. Below this is a photo of a 49er player in a red jersey with the number 14, in a celebratory pose. The background shows a stylized stadium. In the center, a circular graphic contains the number "#6" and the text "DECEMBER 7, 1980 VS. NEW ORLEANS SAINTS". Below this is a banner that says "CANDLESTICK PARK" and "TOP 10 MOMENTS". At the bottom, there are logos for the Houston Texans and the San Francisco 49ers, along with the text "Game 5", "OCT 06, 2013", and "5:30PM". Below this is the Lexus logo and "LUXURY SUITES". At the very bottom, there is a section for ticket information: "SEC XXXX | ROW XXX | SEAT XX", "PRICE \$XXX | TAX \$XX", a barcode, and logos for Visa, SAP, and Symetra.

THE HEAD COACHES



Jim Harbaugh was named the 18th head coach in the storied history of the San Francisco 49ers franchise on January 7, 2011. Over the last two seasons, the 49ers have tallied a 27-9-1 overall record (3-2 in the postseason). After a 13-3 regular season record, and a trip to the NFC Championship Game in 2011, the Niners went 11-4-1 in 2012, on their way to Super Bowl 47. Harbaugh logged 18 years of coaching experience prior to joining the 49ers - Stanford (head coach, 2007-10); San Diego, (head coach, 2004-06); Oakland Raiders (offensive asst., 2002-03) and Western Kentucky (volunteer asst., 1994-2001). In college, he played at Michigan for the legendary Bo Schembechler from 1982-86. Jim and his wife, Sarah, have two daughters, Addison and Katherine, and a son, Jack. He also has three children, Jay, James Jr. and Grace. Jim is the son of Jack and Jackie. His brother, John, is the head coach of the Baltimore Ravens, and his sister, Jackie, is married to Indiana University Men's Basketball head coach, Tom Crean.

COACHES COMPARISON

<u>Jim Harbaugh</u>		<u>Gary Kubiak</u>
26-9-1 (.743)	Record as Head Coach	61-55 (.526)
26-9-1 (.743)	Record with Current Team	61-55 (.526)
29-11-1 (.720)	Overall Record (Regular/Postseason)	63-57 (.525)
3rd	Years as Head Coach with Team	8th
3rd	Years as Head Coach in NFL	8th
5th	Years as an NFL Coach	20th



Gary Kubiak is in his 8th season as head coach of the Houston Texans. In 2012, Kubiak led the Texans to a 12-4 record and a second consecutive AFC South division title. Kubiak's Texans defeated the Cincinnati Bengals in 2012 AFC Wild Card play for the second consecutive season. Kubiak has constructed a talent-laden roster and installed an offensive system that has ranked among the NFL's best since taking the reins of the Houston Texans. Kubiak spent 20 of the previous 23 years in the Denver area, where he earned a reputation as a brilliant offensive strategist. He played in 119 games and tossed 14 touchdowns for the Broncos from 1983-91 as the backup for Hall of Fame quarterback John Elway. During his time as a player in the Mile High City, he was a part of three teams that reached the Super Bowl. Kubiak began his coaching career in 1992-93 as the running backs coach at his alma mater, Texas A&M. Kubiak started his NFL coaching career as the quarterbacks coach of the San Francisco 49ers in 1994 and guided Hall of Famer Steve Young to his best season as a pro. Young was named the NFL MVP for the second time in his career.

NFC WEST STANDINGS

<u>Team</u>	<u>W</u>	<u>L</u>	<u>PF</u>	<u>PA</u>	<u>Home</u>	<u>Road</u>	<u>AFC</u>	<u>NFC</u>	<u>DIV</u>	<u>Streak</u>
Seattle	4	0	109	47	2-0	2-0	2-0	2-0	1-0	W4
San Francisco	2	2	79	95	1-1	1-1	0-1	2-1	1-1	W1
Arizona	2	2	69	89	1-0	1-2	0-0	2-2	0-1	W1
St. Louis	1	3	69	121	1-1	0-2	0-0	1-3	1-1	L3

OFF TO A GOOD START

After leading the 49ers to a 34-28 win over Green Bay in Week 1, head coach Jim Harbaugh became the only coach in franchise history to win opening day games in each of his first three seasons. He joins three other active NFL coaches as the only ones to win their first three season openers.

ACTIVE COACHES TO WIN THEIR FIRST THREE SEASON OPENERS

<u>Coach</u>	<u>Team</u>	<u>Years</u>
Jim Harbaugh	San Francisco 49ers	2011-13
John Harbaugh	Baltimore Ravens	2008-10
Mike Tomlin	Pittsburgh Steelers	2007-09
John Fox	Carolina Panthers	2002-04

- According to the Elias Sports Bureau, the 49ers were at .500 or better for each of Jim Harbaugh's 34 career games. That's the longest streak to start a career since Pit. head coach Mike Tomlin. The Steelers were .500 or better for each of his first 34 games (2007-2009).

WINNING WAYS

In his first two seasons at the helm, head coach Jim Harbaugh guided the 49ers to 27 wins, including the postseason, consecutive NFC West Division titles and a trip to Super Bowl XLVII.

- Harbaugh became just the 8th coach in NFL history to win a division title in each of his first two seasons as an NFL head coach.

COACHES TO WIN DIVISION TITLES IN EACH OF THEIR FIRST TWO SEASONS

<u>Coach</u>	<u>Team</u>	<u>Years</u>
Chuck Knox	LA Rams	1973-77 (5)
Ted Marchibroda	Baltimore Colts	1975-77 (3)
Red Miller	Denver	1977-78
George Seifert	San Francisco	1989-90
Barry Switzer	Dallas	1994-96 (3)*
Mike Tomlin	Pittsburgh	2007-08
Jim Caldwell	Indianapolis	2009-10
Jim Harbaugh	San Francisco	2011-12

- Harbaugh is just the 3rd coach in NFL history to win consecutive division titles in his first two seasons after inheriting a team with a losing record, joining Chuck Knox and Ted Marchibroda.
- Harbaugh won regular 24 games in his first two years as a head coach in the NFL, ranking t-3rd in NFL history for the most wins in a coach's first two years.

MOST WINS BY A HEAD COACH IN THEIR FIRST TWO SEASONS

	<u>Coach</u>	<u>Team</u>	<u>Years</u>	<u>Wins</u>
1.	George Seifert	San Francisco	1989-90	28
2.	Steve Mariucci	San Francisco	1997-98	25
3t.	Jim Harbaugh	San Francisco	2011-12	24
	Jim Caldwell	Indianapolis	2009-10	24
	Mike Martz	St. Louis	2000-01	24
	Barry Switzer	Dallas	1994-95	24
	Roy Andrews	NY Giants	1929-30	24

SERIES HISTORY VS. HOUSTON

HOUSTON TEXANS				Overall: 1-1				Home: 1-0				Away: 0-1			
Date	Win	Score	Location	Date	Win	Score	Location	Date	Win	Score	Location	Date	Win	Score	Location
2005	49ers	20-17 (OT)	SF	2009	Texans	24-21	H								
Record: At Candlestick Park: (1-0)				Reliant Stadium: (0-1)				Points: At Candlestick Park: (20-17)				Reliant Stadium: (21-24)			

SERIES HIGHLIGHTS

Matchups: 2

Series Record: Series tied 1-1

49ers Home Record vs. Texans: 49ers lead series 1-0

49ers Away Record vs. Texans: Texans lead series 1-0

First Meeting: 1/1/06, 49ers win 20-17 (OT), at SF

Last Meeting: 10/25/09, Texans win 24-21, at Hou.

Current Streak: Lost 1

Longest 49ers Win Streak: 1 (1/1/06)

Longest Texans Win Streak: 1 (10/25/09)

Most 49ers Points: 21 (10/25/09): Texans win 24-21, at Hou.

Most Texans Points: 24 (10/25/09): Texans win 24-21, at Hou.

49ers Shutouts: None

Texans Shutouts: None

STELLAR PERFORMANCES

Below are highlights of how selected 49ers have performed during their careers against the Texans.

TE VERNON DAVIS

- Had 7 repts. for 93 yds. and 3 TDs at Hou. (10/25/09). It marked the first 3 TD performance of his career.

K PHIL DAWSON

- Made 5 of 5 FG atts. and 1 PAT at Hou. (1/2/05) as a member of the Cleveland Browns. The 16 pts. mark the third-highest scoring game of his career [19 at SD (11/5/06) and 17 at Buf. (11/17/08)].

RB FRANK GORE

- Rushed for 108 yds. on 25 carries vs. Hou. (1/1/06). It was the first time he eclipsed the 100-yd. rushing mark in his career.

CB CARLOS ROGERS

- Registered 9 tackles and intercepted QB Matt Schaub in the 1st qtr. vs. Hou. (9/19/10) as a member of the Washington Redskins.

DT JUSTIN SMITH

- In 4 career games against Hou., he has recorded 21 tackles, 2.5 sacks and 1 FF.
- As a member of the Cincinnati Bengals, had 5 tackles and sacked QB David Carr for a 5-yd. loss at Hou. (11/3/02).
- Had 4 tackles and forced a fumble by sacking QB David Carr in the 4th qtr. vs. Hou. (10/2/05) as a member of the Cincinnati Bengals.
- Recorded 10 tackles and 2 TFL at Hou. (10/25/09).

LB PATRICK WILLIS

- Recorded 10 tackles, 1 TFL and 1 PD at Hou. (10/25/09).

2013 COMPARISON

49ERS (rank)

2-2 (t-2nd NFCW)
19.8 (23rd)
331.3 (21st)
131.0 (8th)
200.3 (27th)
29:18 (19th)
23.8 (19th)
299.8 (4th)
109.3 (19th)
190.5 (3rd)
12 (12th)
3 (t-18th)
48.7 (5th)
-4 (t-27th)

Record

Points Per Game
Total Offense
Rushing Offense
Passing Offense
Possession Average
Points Allowed Per Game
Total Defense
Rushing Defense
Passing Defense
Sacks
Interceptions
Punting Avg. (Gross)
Turnover Differential

TEXANS (rank)

2-2 (3rd AFCS)
22.5 (19th)
410.3 (5th)
134.3 (7th)
276.0 (9th)
32:51 (4th)
26.3 (23rd)
254.3 (1st)
113.3 (23rd)
141.0 (1st)
13 (t-7th)
2 (t-23rd)
47.4 (t-7th)
-4 (t-27th)

49ERS

PASSING YARDS
Colin Kaepernick 856

TEXANS

PASSING YARDS
Matt Schaub 1,193

RUSHING YARDS

Frank Gore 295
Colin Kaepernick 140

Arian Foster 292
Ben Tate 228

RECEPTIONS

Anquan Boldin 24
Vernon Davis 11
Kyle Williams 9

Andre Johnson 34
DeAndre Hopkins 20
Owen Daniels 18

RECEIVING YARDS

Anquan Boldin 372
Vernon Davis 136

Andre Johnson 368
DeAndre Hopkins 270

INTERCEPTIONS

Eric Reid 2
Donte Whitner 1

Brian Cushing 1
Johnathan Joseph 1

SACKS

Aldon Smith 4.5
Ahmad Brooks 2.5

J.J. Watt 3.5
Whitney Mercilus 3.5



49ERS PRIMETIME GAMES

(National Football League - 1970-Present)

49ERS PRIMETIME RESULTS

Prime Time
Monday Nights
Sunday Nights
Thursday Nights
Thanksgiving Day

64-33 (home - 38-15, road - 26-18)
43-25 (home - 24-11, road - 19-14)
13-11 (home - 9-5, road - 4-6)
7-2 (home - 3-0, road - 4-2)
2-1-1 (road - 2-1-1)

Friday Nights
Saturday Nights
Games After Monday
Games After Monday Win
Games After Monday Loss

2-0 (home - 2-0)
1-2 (home - 1-0, road - 0-2)
36-19 (home - 28-5, road - 8-14)
23-11 (home - 16-3, road - 7-8)
13-8 (home - 12-2, road - 1-6)

49ERS ON MONDAY NIGHTS

YEAR	DATE	OPPONENT	SCORE	W/L	ATTEND.
2012	Nov. 19	Chi.	32-7	W	69,732
	Oct. 29	at Arz.	24-3	W	62,810
2011	Dec. 19	Pit.	20-3	W	69,732
2010	Nov. 29	at Arz.	27-6	W	62,308
	Sept. 20	N.O.	25-22	L	69,732
2009	Dec. 14	Arz.	24-9	W	69,732
2008	Nov. 10	at Arz.	24-29	L	64,519
2007	Sept. 10	Arz.	20-17	W	68,111
	Nov. 12	at Sea.	0-24	L	68,331
2003	Nov. 17	Pit.	30-14	W	67,877
2002	Oct. 14	at Sea.	28-21	W	66,420
	Nov. 25	Phi.	17-38	L	67,919
	Dec. 30	at StL	21-30	L	66,118
2001	Oct. 1	at NYJ	19-17	W	78,722
1999	Sept. 27	at Ari.	24-10	W	72,100
	Nov. 29	G.B.	3-20	L	68,304
	Jan. 3,	at Atl.	29-34	L	57,980
1998	Sept. 14	at Was.	45-10	W	76,798
	Nov. 30	NYG	31-7	W	68,212
	Dec. 14	Det.	35-13	W	68,585
1997	Sept. 29	at Car.	34-21	W	70,972
	Nov. 10	at Phi.	24-12	W	67,133
	Dec. 15	Den.	34-17	W	68,461
1996	Oct. 14	at G.B.	20-23 (OT)	L	60,716
	Dec. 2	at Atl.	34-10	W	46,318
	Dec. 23	Det.	24-14	W	61,921
1995	Sept. 25	at Det.	24-27	L	76,236
	Nov. 20	at Mia.	44-20	W	73,080
	Dec. 18	Min.	37-30	W	64,975
1994	Sept. 5	L.A. Raiders	44-14	W	68,032
	Nov. 28	at N.O.	35-14	W	61,304
	Dec. 26	at Min.	14-21	L	63,326
1993	Sept. 13	at Cle.	13-23	L	78,218
	Nov. 22	N.O.	42-7	W	66,500
	Jan. 3	Phi.	34-37 (OT)	L	61,653
1992	Nov. 9	at Atl.	41-3	W	67,404
	Dec. 28	Det.	24-6	W	55,907
1991	Sept. 2	at NYG	14-16	L	76,319
	Nov. 25	at L.A. Rams	33-10	W	61,881
	Dec. 23	Chi.	52-14	W	60,419
1990	Sept. 10	at NO	13-12	W	68,629
	Dec. 3	N.Y. Giants	7-3	W	66,092
	Dec. 17	at L.A. Rams	26-10	W	65,619
1989	Nov. 6	N.O.	31-13	W	63,461
	Nov. 27	NYG	34-24	W	63,461
	Dec. 11	at L.A. Rams	30-27	W	67,959
1988	Oct. 24	at Chi.	9-10	L	65,293
	Nov. 21	Was.	37-21	W	59,268
1987	Oct. 5	at NYG	41-21	W	16,471
	Dec. 14	Chi.	41-0	W	63,509
1986	Nov. 17	at Was.	6-14	L	54,774
	Dec. 1	NYG	17-21	L	59,777
1985	Nov. 11	at Den.	16-17	L	73,173
	Nov. 25	Sea.	19-6	W	57,482
	Dec. 9	L.A. Rams	20-27	L	60,581
1984	Sept. 10	Was.	37-31	W	59,707
	Oct. 8	at NYG	31-10	W	76,112
1983	Dec. 19	Dal.	42-17	W	59,957
1978	Nov. 27	Pit.	7-24	L	51,657
1977	Sept. 19	at Pit.	0-27	L	48,046
	Dec. 12	Dal.	35-42	L	55,848
1976	Oct. 11	at L.A. Rams	16-0	W	84,483
	Nov. 29	Min.	20-16	W	56,775

49ERS ON MONDAY NIGHTS (Cont.)

1974	Oct. 14	at Det.	13-17	L	45,199
	Nov. 4	L.A. Rams	13-15	L	57,526
1973	Nov. 26	G.B.	20-6	W	49,244
1972	Dec. 4	L.A. Rams	16-26	L	60,175
1971	Dec. 6	K.C.	17-26	L	45,306

49ERS ON SUNDAY NIGHTS

YEAR	DATE	OPPONENT	SCORE	W/L	ATTEND.
2013	Sept. 15	at Sea.	3-29	L	68,338
2012	Dec. 23	at Sea.	13-42	L	68,161
	Dec. 16	at NE	41-34	W	68,756
	Sept. 16	Det.	27-19	W	69,732
2010	Oct. 10	Phi.	27-24	L	69,732
2005	Oct. 2	at Arz. (M.C.)	14-31	L	103,467
2004	Oct. 3	StL	14-24	L	66,696
	Oct. 31	at Chi.	13-23	L	62,054
2003	Oct. 12	at Sea.	19-20	L	66,437
2001	Oct. 7	Car.	24-14	W	66,944
	Dec. 2	Buf.	35-0	W	67,252
1999	Dec. 26	Was.	20-26 (OT)	L	68,329
1998	Nov. 22	N.O.	31-20	W	68,429
1997	Dec. 21	at Sea.	9-38	L	66,253
1996	Nov. 3	at N.O.	24-17	W	53,297
1995	Dec. 3	Buf.	27-17	W	65,568
1994	Nov. 20	L.A. Rams	31-27	W	62,774
1993	Dec. 5	Cin.	21-8	W	60,039
1992	Sept. 27	at N.O.	16-10	W	68,591
1990	Nov. 11	at Dal.	24-6	W	62,966
1988	Dec. 18	L.A. Rams	16-38	L	62,444
1987	Nov. 29	Cle.	38-24	W	60,243
	Dec. 27	L.A. Rams	48-0	W	57,953
1982	Dec. 19	Atl.	7-17	L	53,234

49ERS ON THURSDAY NIGHTS

YEAR	DATE	OPPONENT	SCORE	W/L	ATTEND.
2013	Sept. 26	at StL	35-11	W	56,640
2012	Oct. 18	Sea.	13-6	W	69,732
2011	Nov. 24	at Bal	16-6	L	71,345
2010	Dec. 16	at SD	34-7	L	67,820
2009	Nov. 12	Chi.	10-6	W	69,732
2006	Dec. 14	at Sea.	24-14	W	67,650
2002	Sept. 5	at N.Y. Giants	16-13	W	78,748
1983	Sept. 8	at Min.	48-17	W	58,167
1982	Dec. 2	L.A. Rams	30-24	W	58,574

49ERS ON THURSDAY THANKSGIVING DAY GAMES

YEAR	DATE	OPPONENT	SCORE	W/L	ATTEND.
2011	Nov. 24	at Bal	16-6	L	71,345
1972	Nov. 23	at Dal.	31-10	W	65,214
1969	Nov. 27	at Dal.	24-24	T	62,348
1966	Nov. 24	at Det.	41-14	W	53,181

49ERS ON FRIDAY NIGHTS

YEAR	DATE	OPPONENT	SCORE	W/L	ATTEND.
1986	Dec. 19	L.A. Rams	24-14	W	60,266
1984	Dec. 14	L.A. Rams	19-16	W	59,743

49ERS ON SATURDAY NIGHTS

YEAR	DATE	OPPONENT	SCORE	W/L	ATTEND.
2007	Dec. 13	vs. Cin.	20-13	W	68,053
1999	Dec. 18	at Car.	24-41	L	62,373
1993	Dec. 11	at Atl.	24-27	L	64,688

49ERS RECORD WHEN...

TEAM	2013 Reg. Season	Harbaugh Reg. Season
Overall	2-2	26-9-1
At Home	1-1	14-3-1
On the Road	1-1	12-6
Neutral Site	0-0	0-0
In Primetime	1-1	7-3
In Dome	1-0	5-3
In September	2-2	7-4
In October	0-0	7-1
In November	0-0	5-1-1
In December	0-0	6-3
In January	0-0	1-0
Vs. NFC	2-1	19-7-1
Vs. NFC West	1-1	9-4-1
Vs. NFC East	0-0	3-2
Vs. NFC North	1-0	5-1
Vs. NFC South	0-0	2-0
Vs. AFC West	0-0	0-0
Vs. AFC East	0-0	4-0
Vs. AFC North	0-0	3-1
Vs. AFC South	0-1	0-1
Scoring on opening drive	0-0	6-0
Scoring first	1-0	16-4
Leading at half	1-0	20-3
Leading after three quarters	1-0	22-3
Winning time of possession	2-0	20-2
Out-rushing opponent	2-0	24-3-1
Out-passing opponent	1-0	13-2
Out-gaining opponent	2-0	20-1
OFFENSE		
40% + 3rd down conversions	2-0	7-3
50% + 3rd down conversions	1-0	3-1
Not throwing an INT	2-0	20-2-1
Passing for 300+yards	1-0	2-0
Having a 100+ yard rusher	1-0	9-0
Having a 100+ yard receiver	1-0	7-1
Scoring 20+ points	2-0	22-1-1
Scoring 30+ points	2-0	11-0
Rushing for 150+ yards	1-0	13-0-1
Having 20+ first downs	1-0	12-0-1
Not allowing a sack	0-0	6-0
Allowing two or fewer sacks	2-0	18-1
DEFENSE		
Opp. less than 40% on 3rd down	1-1	18-4
Opp. less than 30% on 3rd down	1-0	12-2
Scoring a defensive TD	0-0	3-0
Returning an INT for a TD	0-0	2-0
Returning a fumble for a TD	0-0	1-0
Recording 3+ sacks	1-1	15-1
Recording 5+ sacks	1-0	5-0
Winning the turnover battle	1-0	21-2-1
Allowing 17 or fewer points	1-0	16-2
Allowing a 100-yard rusher	0-0	2-2-1
Allowing a 100-yard receiver	1-0	7-2-1
Not allowing a rushing TD	1-0	22-4
Not allowing a passing TD	0-1	8-2

WINNING THE BATTLE

One of the biggest momentum swings in the game today comes from turnovers. Since 2011, the 49ers have won the turnover battle in 24 of 36 games under head coach **Jim Harbaugh**, and have posted a record of 21-2-1 in such games.

Since 2011, the 49ers have posted a +33 turnover differential, ranking 2nd in the NFL. San Francisco also ranks 1st in the NFL with just 35 giveaways and 5th with 68 takeaways during that time span.

2011-13 NFL TURNOVER DIFFERENTIAL LEADERS

Team	Takeaways			Give Aways			Diff.
	Fum.	INTs	Total	Fum.	INTs	Total	
1. New England	35	48	83	14	23	37	+46
2. San Francisco	28	40	68	18	17	35	+33
3. Green Bay	15	51	66	18	19	37	+29
4. Seattle	28	47	75	20	27	47	+28
5. Seattle	39	50	89	20	42	62	+27

2013 HIGHLIGHTS:

- San Francisco forced 2 turnovers in the season opener vs. GB (9/8). LB **NaVorro Bowman** stripped the ball from Packers RB Eddie Lacy and CB **Tarell Brown** picked up the loose ball, marking his first career FR. Rookie S **Eric Reid** notched his first career INT, becoming the first 49ers rookie to register an INT in their first game since both DB **Don Griffin** and CB **Tim McKyer** each registered an INT at TB (9/7/86).
- S **Eric Reid** registered his 2nd INT of the season at Sea. (9/15), picking off a pass by Seahawks QB Russell Wilson. According to the Elias Sports Bureau, Reid is the only 49ers rookie, since the merger in 1970, to register an INT in each of the team's first two games.
- The 49ers defense forced 2 turnovers at StL (9/26), converting both takeaways into TDs. S **Donte Whitner** notched his first INT of the season, 9th of his career, picking off QB Sam Bradford in the end zone. The INT led to a 34-yd. TD run by RB **Frank Gore**. LB **NaVorro Bowman** stripped Bradford on a sack and the loose ball was picked up by DT **Tony Jerod-Eddie**. RB **Anthony Dixon** scored on a 1-yd TD run two plays later.

BALL SECURITY

Since 2011, the 49ers have done a great job taking care of the football. San Francisco has committed just 35 turnovers, ranking 1st in the NFL, over that time span. In 36 games under head coach Jim Harbaugh, the 49ers have not committed a turnover in 15 games, ranking 2nd in the NFL (New England - 16 games), and has posted a 13-1-1 record such games.

SINCE 2011...

- San Francisco has committed just 35 turnovers, ranking 1st in the NFL over that time span.
- The 49ers have thrown just 17 INTs, the fewest in the NFL.
- San Francisco has lost 18 fumbles, ranking t-6th in the league.
- The 49ers did not commit a turnover in 6 consecutive regular season games (12/4/11 through 9/9/12), setting a franchise record.

FRANCHISE BACK



As the heart of the 49ers offense for the past eight seasons, four-time Pro Bowl running back **Frank Gore** has established himself as one of the premier running backs in the NFL. The franchise's all-time leading rusher (8,981 yds.), he tallied his team-record sixth 1,000-yd. season in 2012, rushing for 1,214 yds. In 2011, Gore posted a new team

record by hitting the century mark in five consecutive games. He also holds the team records for career rushing atts., rushing TDs and 100-yd. rushing games. Despite suffering a season-ending hip injury in Week 12 of 2010, Gore joined LB Patrick Willis as the only two-time recipients of the Bill Walsh Award, which is voted on by the coaches, and given to the 49ers team MVP. The former 3rd-round pick is the first 49er in team history to record four consecutive 1,000-yd. rushing seasons (2006-09).

Gore's 2013 Highlights...

- Rushed for 153 yds. and 1 TD on 20 car. at StL (9/26). His 153 yds. are t-5th most in a single game in his career. Scored on a 33-yd. TD run, marking his 2nd of the season and 53rd of his career.
- Gore now has 14 rushing TDs against the Rams, the most by any player against the Rams in NFL history.
- Rushed for 107 yds. and 1 TD on 10 carries in the first half at StL (9/26). This marks the 7th time he surpassed the 100-yd. mark in the first half in his career and the first time since 10/30/11 vs. Cle. (103 yds. and 1 TD on 19 carries).
- With 21 rec. yds. on the day vs. Ind. (9/22), Gore moved into 2nd place in franchise history for the most receiving yds. by a running back. RB Roger Craig holds the franchise record with 4,442 career. rec. yds.
- Notched his 52nd career rushing TD, securing the 49ers 4th qtr. come-from-behind win vs. GB (9/8). Gore scored on a 1-yd. run to cap off a 5 play, 80-yd. drive.
- His 65 yds. from scrimmage vs. GB moved him into second place in all-time yards from scrimmage in franchise history, surpassing RB Roger Craig (11,506 yds.).

MOST RUSHING TDs IN 49ERS HISTORY

Player	TDs
1. Frank Gore	53
2. Roger Craig	50
Joe Perry	50
4. Ken Willard	45

Gore's Career Highlights...

- Gore has 64 career TDs (53 rushing; 10 receiving, 1 return), ranking 4th in franchise history for the most career TDs.
- Gore holds the franchise record for rushing yds., atts. and rushing TDs.
- Gore surpassed RB Roger Craig vs. GB (9/8/13) to move into 2nd place in all-time yards from scrimmage in franchise history. Throughout Gore's eight seasons in the NFL, he has averaged 4.6 yds./carry, which ranks 4th in the NFL over that time span (min. 1,000 carries). His 4.6 career avg. also ranks 4th in franchise history (min. 750 atts.) among running backs.

ALL-TIME 49ERS YARDS FROM SCRIMMAGE

Player	Total Yds.	Rush	Receive
1. Jerry Rice (1985-2000)	19,872	625	19,247
2. Frank Gore (2005-13)	11,821	9,134	2,687
3. Roger Craig (1983-90)	11,506	7,064	4,442
4. Terrell Owens (1996-03)	8,734	162	8,572
5. Joe Perry (1950-60, 1963)	8,624	7,344	1,280


- Gore passed Hall of Fame running back Joe Perry vs. StL (12/4/11) to become the franchise's all-time leading rusher. Perry racked up 7,344 yds. in his 12 NFL seasons with the Niners (1950-60, '63).

ALL-TIME 49ERS RUSHING LIST

Player	Years	Yds.
1. Frank Gore	2005-2013 (8)	9,134
2. Joe Perry	1950-1960, 63 (12)	7,344
3. Roger Craig	1983-1990 (8)	7,064
4. Ken Willard	1965-1973 (9)	5,930
5. Garrison Hearst	1997-2003 (5)	5,535

- Gore broke RB Joe Perry's franchise record of 20 career 100-yd. games after registering his 21st career 100-yd. rush. performance against NO (9/20/10).
- Since 2005, Gore is t-2nd most 100-yd. rushing games in the NFL with 33 (Min. RB Adrian Peterson - 39; Ten. RB Chris Johnson - 33).
- The 49ers are 26-7 when Gore hits the century mark on the ground.
- Set a new franchise record in 2011 by hitting the century mark in 5 consecutive games (127 yds. at Phi., 125 vs. TB, 141 at Det., 134 vs. Cle. and 107 yds. at Was.).

SEIZING THE MOMENT



Colin Kaepernick quickly grew into one of the most exciting and explosive players in the NFL after taking over the reins of the 49ers offense in week 11 of the 2012 season. Gifted with a rocket arm, blazing speed, killer instincts and poise beyond his years, Kaepernick guided the 49ers to the NFC Championship and a berth in Super Bowl

XLVII in just his 10th career start, the 3rd fewest of any starting Super Bowl QB. ESPN Analyst and former NFL QB **Ron Jaworski** said of Kaepernick, "Kaepernick has a chance to be very special. He has a complete throwing skill set with a powerful arm that I absolutely put at gun level. His ball comes out with a lot of energy and velocity. And Kaepernick can drive the ball down the field, on the move, with accuracy. Kaepernick is one of the four or five most physically talented quarterbacks in the entire NFL. The elite skill set is still there."

In 2012, he went 7-3 as a starter and posted a QB rating of 90.0-or-better in 8 of the 10 games started. Kaepernick also tallied 3 rushes of 50-or-more yds., including the postseason, and had 22 completions of at least 25 yds. He set the all-time single-game rushing record (regular or postseason) for a QB with 181 yds. against the Green Bay Packers in the NFC Divisional Playoff game.

Kaepernick's 2013 Highlights...

- Set the 49ers franchise record for most passing yds. in a season opener vs. GB (9/8) as he completed 27 of 39 atts. for 412 yds., 3 TDs and a QB rating of 129.4. The previous mark was set by QB Steve Young, who threw for 363 yds. vs. NYJ (9/6/98).
- Since 1960, Kaepernick joined Hall of Famer Joe Montana as the only QBs in franchise history to throw for 400 yds, 3 TDs and 0 INTs.
- Kaepernick's 412 passing yds. are the 11th most in a single-game in franchise history. He was the first to surpass the 400-yd. passing mark since QB Tim Rattay [417 yds. vs. Arz. (10/10/04)].

Kaepernick's Career Highlights...

- In his first career postseason start, set the NFL single-game rushing record (regular season and playoffs) by a QB with 181 yds. vs. GB (1/12/13), surpassing Michael Vick's 173 rushing yds. in 2002 (12/1/02 at Min.).

MOST SINGLE-GAME RUSHING YARDS BY A QUARTERBACK IN NFL REGULAR SEASON & POSTSEASON HISTORY

Player	Date	Opp.	Yds.
1. Colin Kaepernick, SF	1/12/2013	vs. GB	181
2. Michael Vick, Atl.	12/1/2002	at Min.	173
3. Michael Vick, Atl.	11/26/2006	vs. NO	166
4. Tobin Rote, GB	11/18/1951	at Chi.	150
5. Michael Vick, Atl.	12/7/2003	vs. Car.	141

- His 181 rushing yds. were also a single-game franchise record for most rushing yds. in a postseason game.

MOST SINGLE-GAME RUSHING YARDS IN 49ERS POSTSEASON HISTORY


Player	Date	Opp.	Yds.
1. Colin Kaepernick	1/12/2013	vs. GB	181
2. Roger Craig	1/1/1989	vs. Min.	135
3. Garrison Hearst	1/3/1999	vs. GB	128
4. Roger Craig	1/6/1990	vs. Min.	125
5. Terry Kirby	1/3/1998	vs. Min.	120

- Notched a 56-yd. TD run vs. GB (1/12/13) which was the longest run by a 49ers QB in franchise history (regular season and playoffs).
- Recorded the 2 longest runs by a QB in 49ers regular season history with 2, 50-yd. runs in consecutive weeks [at StL (12/2/12), TD vs. Mia. (12/9/12)], surpassing QB Steve Young's 49-yd. TD run vs. Min. (10/30/88).
- Rushed for 415 yds. in 2012, the t-5th highest single-season total by a QB in 49ers history.
- Super Bowl XLVII marked his 10th NFL start. His 9 starts entering the game were the 3rd-fewest for a starting QB entering a Super Bowl. (NYG Jeff Hostetler - 6; LAN Vince Ferragamo - 7).
- Kaepernick's 56-yd. TD run marked the longest run by a QB in franchise postseason history and the 3rd longest overall.
- Completed 16 of 21 passes (76.2 comp. pct.) at Atl. for 233 yds. with 1 TD and a QB rating of 127.7. His 76.2 comp. pct. ranked 3rd in franchise postseason history, and his 127.7 QB rating ranked 5th in franchise postseason history.
- Kaepernick entered the game at Atl. (1/20/13) with 7 career regular season starts, the 4th fewest for a starting QB entering a Conference Championship Game in NFL history. With the win, he now has the 3rd fewest starts by a QB to reach the Super Bowl in NFL history. (Jeff Hostetler, NYG, 1990 - 4; Vince Ferragamo, LA Rams, 1979 - 5).
- In Super Bowl XLVII vs. Bal. (2/3/13), completed 16 of 28 atts. for 302 yds. 1 TD and a QB rating of 91.7. He also had 7 carries for 62 yds. and 1 TD. Kaepernick's 15-yd. TD run marked the longest TD run by a QB in Super Bowl history.

DT JUSTIN SMITH ON COLIN KAPERNICK

"That's one thing that's cool about this game or any sport, it's all opportunity. Kaepernick got his opportunity last year, went out there and ran with it. He did a hell of a job and now he's one of the top quarterbacks in the league. He seized the moment and it seems like he's still doing that. He's working his tail off, leading by example and showing the other young guys how to do it. It's pretty cool watching from the beginning."

PRIME OF HIS CAREER



Vernon Davis has solidified himself as the most versatile and explosive tight end in the game. Selected by the 49ers with the 6th overall pick in the 2006 NFL Draft, Davis' star has shined when the lights have been the brightest. After registering 10 catches for 292 yds. and 4 TDs during the 2011 playoffs, becoming just the fifth player in the Super Bowl era to register at least 2 receiving TDs in consecutive postseason games in the same season, he upped the ante the following year. Davis followed up his first trip to the playoffs with 254 rec. yds. in the 2012 postseason, joining Cardinals WR Larry Fitzgerald as the only two players in NFL history to register 4, 100-yd. receiving games in their first five playoff contests. Davis led the team in both receiving yards and touchdowns in 2009 and 2010, and was rewarded with a five-year contract extension on September 11, 2010. Davis is just as active off the field as he is on it, pursuing everything from curling and painting to humanitarian trips overseas.

Davis' 2013 Highlights...

- Registered his 5th career multi-TD game vs. GB (9/8), as he hauled in 6 receipts. for 98 yds. and 2 TDs. It's Davis first multi-TD game since 9/16/12 vs. Det. (5 receipts. for 73 yds. and 2 TDs).
- Davis' 6 TD receipts. vs. GB are the most by a tight end in NFL history, according to STATS, Inc. He has tallied at least 1 TD receipt. in all five regular season games against Green Bay.

Career Highlights...

- Ranks 1st in franchise history among TEs in TDs (43) and ranks 2nd in both receipts. (356) and rec. yds. (4,487), trailing TE Brent Jones in both categories. His 43 rec. TDs are t-6th most in 49ers history.

49ERS ALL-TIME TD LEADERS AMONG TIGHT ENDS

Player	Rec.	Yds.	Avg.	TDs
1. Vernon Davis (2006-13)	356	4,487	12.6	43
2. Brent Jones (1987-97)	417	5,195	12.5	33

- Has eight, 100-yd. rec. games, which ranks 1st in franchise history among TEs (TE Monty Stickles ranks second with 6).
- Has tallied 546 career postseason rec. yds., ranking 6th most in NFL postseason history among TEs.
- Compiled 10 career 25+ yd. receipts. in 5 career postseason games, which ranks 2nd in 49ers postseason history, trailing WR Jerry Rice (14 receipts. in 23 games).
- Since 2009, Davis ranks 3rd in the NFL in receiving TDs (31), among all TEs.

- Set single-season career highs with 78 receipts., 965 rec. yds. and 13 TD receipts., in 2009. He was one of only two TEs to lead their team in all three categories (Kellen Winslow, TB). His rec. yds. and TD totals were both single-season records among 49ers TEs all-time.

- In 2009, his 13 TD receipts. tied the then-NFL record for most in a season by a TE (Antonio Gates - 13 TDs in 2004). Davis' TD receipts. tied for the most in the NFL with Patriots WR Randy Moss and Cardinals WR Larry Fitzgerald, making him the second TE (TE Rob Gronkowski - 17) in the Super Bowl era to lead the league (or tie for the lead) in TD receipts.

- Registered his 4th career 100-yd. game in the postseason vs. Bal. (2/3/13) in Super Bowl XLVII. He now ranks t-1st in NFL postseason history for the most 100-yd. receiving games by a tight end, [TE Keith Jackson (40)].

MOST TDs IN A SEASON BY A TIGHT END IN NFL HISTORY

Player	TDs
1. Rob Gronkowski, 2011	17
2t. Vernon Davis, 2009	13
Antonio Gates, 2004	13
3t. Todd Christensen, 1983	12
Mike Ditka, 1961	12
Jerry Smith, 1967	12
Wesley Walls, 1999	12

Among NFL TEs Since 2009...

- Ranks 1st with 37 receipts. over 25 yds.
- Ranks t-2nd with 34 TD receipts.
- Ranks 4th with 3,355 rec. yds.
- Ranks 5th with 253 receipts.
- Ranks 6th avg. 50.1 rec. yds./gm.

Head Coach Jim Harbaugh on Vernon Davis

"I think we've seen a lot of improvement in just his ability as a football player, route running, looks a little leaner, too. Looks really good. Prime of his career."

Offensive Coordinator Greg Roman on Vernon Davis

"The guy's a great player, Vernon's a great player. And then what you're saying, I think is true. His chemistry with Kap is definitely improving. And that's what we believe in, the more we work at something the better we'll get. I think his command and comfort level in the system is definitely a contributing factor there."



One of the most productive wide receivers in recent NFL history, **Anquan Boldin** returns to the NFC West after spending three seasons with the Baltimore Ravens. The 10-year veteran and 3-time Pro Bowler brings big-play potential, toughness and plenty of savvy, veteran experience with him to San Francisco. Boldin is the fastest player in NFL history to haul in his 400th, 500th and 600th career receptions. He originally entered the NFL as a 2nd round draft pick (54th overall) of the Arizona Cardinals in 2003. Boldin started his NFL career in spectacular fashion, by setting the NFL rookie records for most receptions. (101) in a season and most rec. yds. in the first game of a career (217), on his way to earning NFL Offensive Rookie of the Year and Pro Bowl honors.

COLIN KAEPERNICK ON BOLDIN

"He's a savvy guy. He's played in a lot of games. He knows what the defense is doing. He knows where the weak spots in the defense are and where he wants to get to."

Boldin's 2013 Highlights...

- Finished the day with 5 receptions for 90 yds. and 1 TD at StL (9/26). He hauled in his 2nd TD of the season, and 60th of his career, on a 20-yd. TD pass from QB Colin Kaepernick.
- Hauled in 13 receptions for 208 yds. and 1 TD. There have been only three 10+ catch, 200+ yd. receiving performances on Kickoff Weekend in NFL history and Boldin has two of them. In his NFL debut with the Arizona Cardinals, Boldin had 10 receptions for 217 yds. and 2 TDs at Det. (9/7/03). The only other player with such a game on Kickoff Weekend is Dallas' Frank Clarke, who had 10 receptions for 241 yds. and 3 TDs on 9/16/62
- Boldin's 208 rec. yds. set the 49ers franchise record for most rec. yds. on opening day. The previous mark of 169 rec. yds. was held by WR Jerry Rice vs. LA (9/5/94).
- Is the first 49er to register at least 10 receptions in a game since TE Vernon Davis notched 10 receptions for 102 yds. vs. Ten. (11/8/09).
- His 208 rec. yds. are the 2nd-most in a single-game in his career and his 13 receptions are t-2nd most in a single game.

MOST SINGLE-GAME REC. YDS.

Date	Opp.	Yds.
9/7/03	at Det.	217
9/8/13	vs. GB	208
11/16/08	at Sea.	186
9/23/07	at Bal.	181
10/9/05	vs. Car.	162
12/23/07	vs. Atl.	162

MOST SINGLE-GAME RECEPTIONS.

Date	Opp.	Yds.
9/23/07	at Bal.	14
9/8/13	vs. GB	13
12/23/07	vs. Atl.	13
11/16/08	at Sea.	13
10/16/06	vs. Chi.	12

Boldin's Career Highlights...

- Is the fastest player in NFL history to record 600 career receptions, reaching the milestone on 9/26/10 vs. Cle. in his 98th-career game, four games faster than the Colts' Marvin Harrison (102).
- Also holds the NFL record for the fastest to totally 500 career receptions, reaching the milestone on 12/14/08 vs. Min. in his 80th-career game, nine games faster than Denver's Lionel Taylor (89 games).
- Was the fastest in NFL history to reach 400 career receptions, connecting against Atl. (12/23/07) in his 67th-career game, five games faster than the previous record holder (Hall of Famer Kellen Winslow Sr.).
- Recorded the 700th reception of his career at Cle. (12/4/11), reaching the milestone in his 123rd game (3rd fastest all-time: Marvin Harrison - 114 and Andre Johnson - 120).
- Finished his Cardinals career as the franchise's all-time receptions leader (586, since broken by Larry Fitzgerald). Also ranks 3rd in rec. yds. (7,520) and 5th in rec. TDs (44).
- In 2003, set NFL rookie records for the most pass receptions (101), most rec. yds. in the first game of a career (217) and the Cardinals' then single-season receptions record (101) en route to Offensive Rookie of the Year honors.
- Reached the 4,000-yd. rec. mark in his 48th career game and became the 3rd-fastest player in NFL history to reach the milestone behind Lance Alworth (42) and Randy Moss (47); Charley Hennigan and Jerry Rice also did it in 48 games.
- Despite missing two games in the middle of the 2005 season, caught 102 passes, breaking his previous personal best and franchise record of 101 (2003).
- Boldin joined Pro Football Hall of Famer James Lofton (1978) and Terrell Owens (2004) as the only players in NFL history with 3 TD receptions in the first home game of a season with a new team.
- Won his first Player of the Week Award (Week 3, 2010); He was the first Baltimore wide receiver to win Offensive Player of the Week since Qadry Ismail in 1999 (Week 14).
- Is the Ravens' all-time playoff leader in receptions (38) rec. yds. (616) and TD receptions (6).

HEAD COACH JIM HARBAUGH ON BOLDIN

"Everything we've seen has been A-plus. What he's done in his career and then the time he's been with us has been outstanding. Very serious about winning. Very serious about football. I admire that about him."

OFFENSIVE COORDINATOR GREG ROMAN ON BOLDIN

"From the first day Anquan got in the NFL, he just lit it up. I just think it's a combination of things. The guy is a straight football player. And he's got great natural instincts. He's strong, competitive, very strong-willed, very competitive to doing his job. You can sense in him that it means a tremendous amount to him. Anytime he gets an opportunity to do his job and help his team, that really goes a long way towards his success and the type of makeup and character he has. Physically, he's extremely gifted, maybe even unique as you were alluding to, just how strong he can play. But, as athletic as he is, he's really got a unique skill set and it allows him to do things a lot of wide receivers can't do."

THE ROMAN EMPIRE

Under the direction of offensive coordinator **Greg Roman**, the 49ers have produced one of the top running games in the NFL, since 2011. During that time, San Francisco ranks 3rd in the NFL in rushing yds. (5,059) and runs of 10-or-more yds. (155). The 49ers rank 4th in rushing yds./gm. (140.5) and in carries (1,107). The 49ers also rank 6th in the NFL in rushing avg. (4.6), since 2011.

NFL RUSHING YDS./GAME LEADERS 2011-13

Team	Atts.	Yds.	Avg.	TDs	Yds/Gm
1. Minnesota	1,045	5,459	5.2	41	151.6
2. Houston	1,168	5,108	4.4	38	141.9
3. Carolina	1,011	4,949	4.9	49	141.4
4. San Francisco	1,107	5,059	4.6	36	140.5
5. Philadelphia	993	4,943	5.0	35	137.3

Since 2011, RB **Frank Gore** has rushed for 2,720 yds. and 18 TDs on 601 carries, ranking 3rd in the NFC and 4th in NFL. The 49ers are 9-0 when Gore rushes for over 100 yds. and 11-2-1 when he has 20 or more carries, over that time span.

STARTING HOT

The San Francisco 49ers offense opened up the 2013 season by putting up 34 points and amassing 494 yds. of offense vs. GB (9/8), enroute to a 34-28 win.

- Under head coach **Jim Harbaugh**, the 49ers have scored at least 30 points in all three regular season openers. This marks the first time in franchise history that the team has scored at least 30 points in three consecutive season openers.
- The 34 points are the most scored by the 49ers on opening day since 9/7/03 (49 points vs. Chi.).
- The 494 yds. of offense are the 2nd-most by the 49ers on opening day in franchise history [557 yds. vs. NYJ (9/6/98)].
- QB **Colin Kaepernick** set the 49ers franchise record for most passing yards in a season opener as he completed 27 of 39 atts. for 412 yds., 3 TDs and a QB rating of 129.4. The previous mark was set by QB Steve Young, who threw for 363 yds. vs. NYJ (9/6/98).
- WR **Anquan Boldin** hauled in 13 receipts. for 208 yds. and 1 TD. There have been only three 10+ catch, 200+ yd. receiving performances on Kickoff Weekend in NFL history and Boldin has two of them. In his NFL debut with the Arizona Cardinals, Boldin had 10 receipts. for 217 yds. and 2 TDs at Det. (9/7/03). The only other player with such a game on Kickoff Weekend is Dallas' Frank Clarke, who had 10 receipts. for 241 yds. and 3 TDs on 9/16/62.
- Boldin's** 208 rec. yds. set the 49ers franchise record for most rec. yds. on opening day. The previous mark of 169 rec. yds. was held by WR Jerry Rice vs. LA (9/5/94).



DEFENDING THE STICK

San Francisco fields one of the toughest defenses in the NFL, especially at Candlestick Park. Since 2012, the 49ers allowed just 16 TDs at home, ranking t-2nd in the NFL (Sea. - 11; Mia. - 16). San Francisco also ranks 2nd in passing yds. per game allowed (196.0) and 2nd in the NFL in points per game allowed (16.6).

49ERS 2012-13 DEFENSIVE RANKINGS AT HOME

Category	Total	NFL Rank
Touchdowns Allowed	16	t-2nd
Opp. Passing Yds./Game	196.0	2nd
Opp. Points/Game	16.6	2nd
Opp. Net Yds./Game	290.4	3rd
Thrid Down Defense	34.4 pct.	10th

Since 2009, the 49ers defense at home has been stellar. San Francisco has allowed just 303.1 yds. per game at home over that time span, ranking 1st in the NFC and 4th in the NFL. The 49ers also rank 1st in the NFL in points per game allowed (15.1) and rank 2nd in the NFC and 4th in the NFL in rushing yds. per game allowed (94.6) over that span.

OPPONENT PTS. PER GAME ALLOWED AT HOME (09-13)

Team	Pts./Gm.
1. San Francisco	15.1
2. Pittsburgh	15.7
3. Baltimore	15.9
4. Seattle	17.0
5. New England	17.8

OPPONENT RUSH YDS./GM. ALLOWED AT HOME (09-13)

Team	Rush YPG
1. Pittsburgh	84.6
2. Baltimore	92.6
3. Minnesota	93.7
4. San Francisco	94.6
5. New York Jets	97.2



THE RUN DOWN

Since 2009, the 49ers run defense has been one of the most stout groups in the NFL. From 2009-13, the Niners rank 1st in the NFC and 4th in the NFL in opposing rushing average per carry at 3.71 yds.

OPP. RUSHING AVG. PER CARRY, NFL (2009-13)

Team	Avg.
1. Pittsburgh	3.50
2. New York Jets	3.59
3. Baltimore	3.67
4. San Francisco	3.71
5. Minnesota	3.95

CONSISTENCY COUNTS

Since 2011, the 49ers rank 1st in the NFL, allowing just 88.3 rushing yds. per game. In 2012, San Francisco limited opponents to just 94.2 rushing yds. per game, ranking 4th in the NFL. In 2011, the 49ers defense ranked 1st in the NFL in rushing yds. allowed per game (77.3).

Their excellence in this regard is nothing new for the Niners as they rank 2nd in the league in that category since 2009, with a 92.3 avg. The team also leads the league in that span in rushing yds. allowed per carry (3.57).

After finishing 3rd in the NFL in opposing rushing yards per carry at 3.64 in 2009, the Niners ranked 2nd in the NFL in 2010, allowing 3.46 yds. per carry. In 2011, the 49ers allowed just 3.50 yds. per carry, ranking 1st in the NFL. In 2012, the 49ers ranked 3rd in the NFL allowing just 3.70 yds. per carry.

OPP. RUSHING YARDS PER GAME, NFL (2011-13)

Team	Rush YPG
1. San Francisco	88.3
2. Pittsburgh	98.3
3. Houston	98.6
4. Chicago	99.8
5. Miami	101.6

OPP. YARDS PER CARRY, NFL (2011-13)

Team	Avg.
1. San Francisco	3.59
2. Baltimore	3.75
3. Denver	3.84
4. Pittsburgh	3.85
5. Miami	3.91

OPP. RUSHING YARDS PER GAME, NFL (2009-13)

Team	Rush YPG
1. Pittsburgh	87.9
2. San Francisco	92.3
3. Minnesota	100.8
4. Baltimore	101.0
5. Houston	103.1

OPP. YARDS PER CARRY, NFL (2009-13)

Team	Avg.
1. San Francisco	3.57
2. Pittsburgh	3.68
3. Baltimore	3.71
4. New York Jets	3.87
5. Miami	3.90

NOWHERE TO RUN

The 49ers run defense has been one of the strong points on the defensive side of the ball. Since 2010, the Niners rank 1st in the NFL by allowing only 3.51 yds. per rush on first down.

RUSHING DEFENSE ON FIRST DOWN, NFL (2010-13)

Team	AVG.
1. San Francisco	3.51
2. Pittsburgh	3.56
3. Minnesota	3.77
4. Baltimore	3.84
5. Miami	3.85

RUSHING DEFENSE ON SECOND DOWN, NFL (2010-13)

Team	Avg.
1t. San Francisco	3.67
Miami	3.67
3. Pittsburgh	3.76
4. New York Jets	3.83
5. Baltimore	3.87

After allowing only 3.51 yds. per rush on first down, the 49ers are just as stout on second down, allowing just 3.67 yds. per rush, ranking t-1st in the NFL.

STOPPING FAMILIAR FOES

San Francisco's run defense since 2009 has been remarkable, especially against the NFC West. It is tough in the NFL to beat the same team twice in a season, let alone limit their offensive production on the ground each game. The Niners have been able to limit their divisional opponents rushing efforts, leading the NFL in numerous run defense categories.

- Since 2009, the 49ers defense has only allowed 2,169 yds. rushing vs. their own division, ranking 1st in the NFL over that time span.
- The 49ers also rank 1st in the NFL in rushing yds. per game allowed vs. their own division, giving up only 83.4 yds. per game and only allow a 3.47 avg. per carry, which ranks 1st in the NFL.
- Since 2009, the 49ers have allowed just 11 rushing TDs against division opponents, ranking t-2nd in the NFL.

RUSH DEFENSE VS. OWN DIVISION (2009-13)

Team	Games	Atts.	Yds.	Yds./Game
1. San Francisco	26	625	2,169	83.4
2. Pittsburgh	25	618	2,288	91.5
3. Minnesota	26	656	2,439	93.8
4. Seattle	25	598	2,353	94.1
5. Baltimore	25	649	2,409	96.4

Since 2009, the 49ers defense has been particularly aggressive when playing its divisional opponents, allowing an average of only 15.7 points per game.

The 49ers rank 2nd in the NFL and 1st in the NFC allowing just 15.5 points per game within a team's own division, since 2009.

POINTS PER GAME ALLOWED VS. OWN DIVISION (2009-13)

Team	PA	PPG Allowed
1. Baltimore	350	14.0
2. San Francisco	404	15.5
3. Pittsburgh	389	15.6
4. Seattle	401	16.0
5. Green Bay	434	18.1

While limiting points against their divisional foes, the 49ers defense racked up 81 sacks since 2009, a total that ranks 2nd in the NFL for teams playing within their division during that time span.

DT **Justin Smith** leads the team with 14.0 sacks against divisional opponents since 2009, ranking 17th in the NFL and 1st among defensive tackles.

SACKS VS. OWN DIVISION (2009-13)

Team	Sacks
1. St. Louis	83
2. San Francisco	81
3t. Minnesota	76
New England	76
5. Detroit	74

FORCING THE ISSUE

The 49ers have been a physical force over the past five seasons, stripping the ball from QBs and ball carriers alike. With 65 FFs dating back to 2009, the 49ers rank 5th in the NFL during that span.

Since 2009, All-Pro LB **Patrick Willis** leads the team with 11 FFs, which ranks t-12th in the NFL, and t-4th among LBs, over that time span. LB **Ahmad Brooks** has registered 8 FFs while DT **Justin Smith** has tallied 6 FFs, which ranks t-1st among DTs (Cin. DT Geno Atkins - 6).

FORCED FUMBLES, NFL (2009-13)

TEAM	FF
1. Chicago	90
2. New York Giants	72
3. New England	67
4. Minnesota	66
5. San Francisco	65

MR. EVERYTHING



Arguably the greatest linebacker in the game today, **Patrick Willis'** sheer athleticism and knack for the football make him an annual candidate for NFL Defensive Player of the Year. His superman-like performances week-in and week-out have contributed to the six-time All-Pro leading the NFL in tackles on multiple occasions. As the 11th-overall selection in the 2007 NFL Draft, Willis made an immediate impact as a rookie, earning First-Team All-Pro, Pro Bowl and NFL Defensive Rookie of the Year honors. He has continued to build a resume that is destined for Canton. Not only has Willis been named All-Pro every year of his career, but he has also earned Pro Bowl recognition each season, becoming the only 49er to earn Pro Bowl honors in each of their first six seasons. A team captain in 2012, he ranked 2nd on the team in tackles (171) and finished the season with 9 PDs, 2 FFs and 1 FR. The leader of the 49ers defense was rewarded with a five-year contract extension that will keep him in the Bay Area through 2016.

Willis' Career Highlights...

- Became the first player in franchise history to be selected as an All-Pro in each of his first 6 seasons (First-Team - 2007, 2009-12; Second-Team - 2008).
- A six-time Pro Bowl selection (2007-12), was the only rookie to earn All-Pro honors in 2007 as he was named the AP Defensive Rookie of the Year. He became first 49ers defensive rookie to make the Pro Bowl and first-team All-Pro since CB Ronnie Lott in 1981. He joined CB Bruce Taylor (1970), DT Dana Stubblefield (1993) and DT Bryant Young (1994) as 49ers who have won the Defensive Rookie of the Year award.
- Is one of just 17 players in NFL history to be selected to the Pro Bowl in each of their first 6 seasons and just the second active player (Cle. T Joe Thomas).
- Became the first 49er since S Ronnie Lott to be selected to the Pro Bowl in each of his first 4 seasons. After being selected to the Pro Bowl as a starter following the 2012 season, Willis is the only 49er to have been named to the Pro Bowl in his first six NFL seasons.
- According to NFL GSIS Gamebooks, Willis has tallied the second most tackles since 2007.
- Is 1 of just 8 players with 15.0 sacks and 5 INTs since 2007.
- Was named Defensive Rookie of the Month for October 2007 after totaling 43 tackles, and for December after amassing 53 stops, 3.0 sacks, 1 FF and 1 PD.
- In 92 starts, Willis has tallied 10-or-more tackles in 62 games and 20-or-more stops in 4 contests.
- Was one of three NFL rookies (49ers T Joe Staley and Browns T Joe Thomas) in 2007 to line up for every single snap.
- According to statistics compiled by Elias Sports Bureau, his 174 total tackles in 2007 led the NFL by more than 30 tackles, his 141 stops in 2008 ranked 2nd (behind Browns D'Qwell Jackson's 154 tackles) and his 152 tackles in 2009 ranked 1st. Finished with 128 tackles in 2010, ranking 9th in the NFL.

Willis' 2012 Highlights...

- Was part of a defensive unit that only allowed 45 yds. on the ground in the victory at GB (9/9).
- Tallied 14 tackles at Min. (9/23).
- Earned NFC Defensive Player of the Week for his performance at NYJ (9/30) as he registered his 6th career INT and 1st of the season after DT Ray McDonald tipped Jets QB Mark Sanchez's pass at the line of scrimmage.
- Notched his 1st FF of the season and 13th of his career vs. Buf. (10/7), jarring the ball loose from Bills TE Scott Chandler just before halftime. The fumble was recovered by S Dashon Goldson. QB Alex Smith connected with WR Michael Crabtree for a 28-yd. TD recept. on the ensuing play.
- Tallied 14 tackles vs. Sea. (10/18).
- Led the team with 12 tackles at Arz. (10/29).
- Notched 0.5 sack at NO (11/25), marking his first sack of the season and 17.5 of his career.
- Led the team with 14 tackles at NE (12/16).
- Notched his 2nd INT of the season and 7th of his career at Sea. (12/23), as he picked off Seahawks QB Russell Wilson in the 2nd quarter.
- He finished the season ranked 2nd on the team with 171 tackles.

MOST TACKLES, NFL, 2007-PRESENT (Statistics taken from NFL Gamebook)

Player	G	Total	Solo	Ast
1. London Fletcher, Was.	100	878	571	307
2. Patrick Willis, SF	95	831	636	195
3. Chad Greenway, Min.	100	791	560	231

THE QUINTESSENTIAL PRO



His consistent, blue collar approach every single day has earned DT **Justin Smith** talk of a candidacy for NFL Defensive Player of the Year honors from his coaches and teammates, as well as others around the National Football League. Dating back to his rookie season, Smith did not miss a start in 185 consecutive games (2001-2012). He leads by example and his knowledge of the game has landed him in four straight Pro Bowl appearances. In addition to being named a starter in the Pro Bowl following the 2011 season, Smith was named 1st Team AP All-Pro at DT and 2nd Team at DE. He is the first player to be named to the AP's 1st and 2nd team at different positions in the same phase of the game. In 2012, he was named Second-Team All-Pro at both DE and DT and has been selected to the Pro Bowl in each of the last four seasons.

Head Coach Jim Harbaugh on DT Justin Smith

"Justin Smith has been a quintessential pro, every single day."

After his performance vs. the Giants in 2011 (11/13/11), Smith earned praise from various outlets, including *San Jose Mercury News* Columnist Tim Kawakami, who compared Smith with Yankees closer and future Hall of Famer Mariano Rivera, stating:

"Every serious playoff team needs an intimidating closer, and the 49ers have their guy in dominant form. Large fellow. Inspires his teammates. Weighs almost 300 pounds. Takes the game over when the drama builds and the stadium shakes...On a team that continues to rise to the NFL summit, Smith is the foundation, the quiet standard-bearer and undeniable tone-setter."

Two times in 2011, Smith came up big for the 49ers by making defensive MVP-like plays. First, at Phi. (10/2/11), Smith sealed the victory by punching the ball loose from Eagles speedy wideout Jeremy Maclin to cap off a 20-pt. come-from-behind win. And again vs. NYG (11/13/11), on 4th down, Smith stuck his paw in the air to bat down Eli Manning's last attempt and once again cap off the victory for the Niners.

- With 7.5 sacks in 2011, Smith became just the 3rd player in franchise history to register at least 6.0 sacks in four consecutive seasons.

MOST CONSECUTIVE SEASONS WITH 6.0-OR-MORE SACKS, FRANCHISE HISTORY

Player	Seasons	Sacks
1. Charles Haley	6 seasons	1986-91
2t. Justin Smith	4 seasons	2008-11
Dwayne Board	4 seasons	1983-86

All-Pro LB Patrick Willis on DT Justin Smith

"Justin's a consummate team player. I told him on the sidelines, series after series, how much I respect him. I think he'll be one of the best players I'll have ever played with in my life and it's been a pleasure playing with him. Week-in and week-out he comes to play. He practices hard in practice and goes hard on Sundays. He's a tremendous player."

DT Justin Smith has earned the reputation as an Iron Man with a motor that never stops. With his unassuming, workman-like attitude, Smith shows up each and every Sunday ready to leave everything he has on the field. In 2010, Smith's effort was recognized as he was the recipient of the team's Hazeltine Iron Man Award and the Ed Block Courage Award.

Smith's Career Highlights...

- Four-time Pro Bowl selection (2010-2013).
- Dating back to his rookie season in 2001, Smith had started 185 consecutive games. At the time, the consecutive starts streak led all defensive linemen and ranked 3rd among all NFL players.
- Since 2001, leads all defensive linemen in tackles according to Gamebook statistics.

NFL TOTAL TACKLE LEADERS AMONG DL SINCE 2001 BASED ON GAMEBOOK STATISTICS

Player	Tackles
1. Justin Smith, SF	809
2. Jason Taylor, Mia.	582
3. Pat Williams, Min.	573

- Tied his career high with 8.5 sacks in 2010.
- Ranks 2nd on the 49ers with 32.0 sacks since joining the team in 2008.
- In 2012, Smith was named the winner of the Len Eshmont Award, given to the that best exemplifies the "inspirational and courageous play" of Len Eshmont. He was also named AP Second-Team All-Pro (DT), AP Second-Team All-Pro (DE), and a starter in the Pro Bowl.



Talent, hustle, toughness and determination are all attributes 49ers linebacker **NaVorro Bowman** has displayed during his first three seasons in the NFL. He was named First-Team All-Pro in both 2011 and 2012, and was selected to his first Pro Bowl in 2012. A rock in the middle of the 49ers defense, he led the team in tackles in each of the

last two seasons. On November 27, 2012, Bowman was rewarded with a five-year contract extension through 2018, solidifying one of the league's most talented linebacking groups for years to come. Growing up in the crime-infested neighborhood of District Heights, MD, Bowman relied on sports and a strong support system to keep him pointed in the right direction. He now shares his insights with the youth of the Bay Area and his hometown.

Bowman's 2013 Highlights...

- Recorded 9 tackles, 4 tackles for loss, a career-high 2.0 sacks and forced a fumble by Rams QB Sam Bradford that was recovered by DT Tony Jerod-Eddie at StL (9/26). RB Anthony Dixon found the end zone with a 1-yd. TD run two plays later.
- Notched his 2nd-career FF, stripping the ball from Packers RB Eddie Lacy (9/8). The loose ball was scooped up by CB Tarell Brown, marking his first-career FR. The takeaway led to a 10-yd. TD pass from QB Colin Kaepernick to WR Anquan Boldin.


Bowman's Career Highlights...

- Named 1st Team AP All-Pro in 2011 and 2012.
- Named an alternate for the 2012 Pro Bowl and starter in the 2013 Pro Bowl.
- Named Defensive Player of the Year by the *Dallas Morning News*' Rick Gosselin, and led the team in tackles with 173 in 2011.
- Tallied a career-high 12 games with 10+ tackles in 2012.
- Led the team with a career-high 19 tackles at Sea. (12/23).
- Recorded 1 FR vs. Arz. (11/20/11), registering his 3rd career FR and first on special teams.
- Recorded his 1st career FR at Phi. (10/2/11).

Head Coach Jim Harbaugh

"Just one of those rough, tough football guys who does what he communicates, what he has to communicate. Smart, intelligent football player, and just plays the game all out, all the time. Constant hustle, hustling at all times. Heck of a ball player."

SPECIAL TEAMS LEE-DER



Facing the constant challenge of punting through the unpredictable weather conditions at Candlestick Park, **Andy Lee** is making his case as one of the NFL's best punters. He has the second highest net punting avg. in NFL history (39.3) and ranks fourth all-time in gross avg. (46.0). Since being drafted in the 6th-round of the 2004 NFL Draft, he has earned Pro Bowl honors in three of the past six seasons ('07, '09, '11). In 2011, Lee posted a net punting avg. of 44.0, setting the NFL single-season record. He followed it up with a 43.2 net avg. in 2012, the 3rd highest single-season total in NFL history, on his way to earning his 4th AP All-Pro selection. His athletic abilities have catapulted his name in the Niners record books as well. He is the franchise leader in punts, punting yardage, gross avg., touchbacks, punts downed inside the 20 and net avg. Lee was rewarded for his efforts with a six-year contract extension on 5/23/12, keeping him with the club through 2018.

Lee's 2013 Highlights...

- Totaled seven punts for 383 yds. at StL (9/26). Set a new NFL season-high in gross avg. (54.7), tied an NFL season-high in net avg. (52.0) and pinned the Rams inside their 20-yd. line twice. Lee and his coverage team held the speedy rookie Tavon Austin to just 19 total yds. on six returns.

HIGHEST SINGLE SEASON NET PUNTING AVG.

Player	Opp.	Gross Avg.
1. Andy Lee, SF	StL	54.7
2. Brandon Fields, Mia.	Cle.	54.0
3. Matt Boshier, Atl.	StL	53.0
4t. Marquette King, Oak.	Den.	52.5
Sam Martin, Det.	Was.	52.5

Lee's Career Highlights...

- Ranks 3rd all-time in highest net avg. (39.3) and 4th all-time in highest gross avg. (46.0) in NFL history.
- Set the NFL single-season record in net punting avg. (44.0) in 2011. The previous record was held by Oak. P Shane Lechler (43.9 - 2009). Followed up with a 43.2 net punting avg. in 2012, 3rd best single season avg. in NFL history.

NET PUNTING AVERAGE LEADERS SINCE 1976

Player	Net Avg.
1. Britton Colquitt, Den.	39.5
2. Brett Kern, Ten.	39.4
3. Andy Lee, SF	39.3
4. Dustin Colquitt, KC	39.0
5. Kevin Huber, Cin.	39.0

- Since 2007, Lee ranks 2nd in the NFL in gross avg. (47.9), net avg. (41.0) and punts downed inside the 20 (188).

HIGHEST SINGLE SEASON NET PUNTING AVG., NFL HISTORY


Player	Year	Net Avg.
1. Andy Lee, SF	2011	44.0
2. Shane Lechler, Oak.	2009	43.9
3. Andy Lee, SF	2012	43.2
4. Thomas Morstead, NO	2012	43.2
5. Thomas Morstead, NO	2011	43.1

- Set an NFL record in 2007 with 42 punts downed inside the 20, and ranked 2nd in the NFL with a 47.3 gross avg. and 41.0 net avg.
- Ranks 1st in franchise history in punts (790), yds. (36,295), gross avg. (45.9), punts inside the 20 (245) and net avg. (39.2)
- Was the first 49ers rookie punter since 1957 to lead the league for the longest punt (81 yds.) of the year, in 2004.

K PHIL DAWSON ON ANDY LEE

"I think Andy's done a great job. You're using the opposite hand now to hold it on top and spin the laces. Believe it or not, punters are athletes and he's a pretty darn good athlete - so the transition to holding it the opposite way has been seamless."

CB Nnamdi Asomugha



"He made some fine plays. Also, the thing that's been striking me about Nnamdi, I've been watching him all through training camp and the off-season is just what a pro he is, how he works his hands, works his feet really the entire practice, even when he's not in there he's constantly striving to improve. There's never any horseplay or anything. He's all serious. He's all about business."

Head Coach Jim Harbaugh - 9/9/13

WR Anquan Boldin

"Just thrilled about Anquan Boldin. I know a lot of our players have talked about, our coaches have talked about, what he brings to our team as a player, also a leader. You talk about the analogy of a salesman out there who sell their product. They meet their quota. And then there are other salesmen who meet their quota, but also coach up other salesmen on how to meet their quota. It's a multiplying effect, guys like that have that are leaders and care about other guys doing well. Anquan Boldin is one of those types of guys."

Head Coach Jim Harbaugh - 9/9/13

"From the first day Anquan got in the NFL, he just lit it up. I just think it's a combination of things. The guy is a straight football player. And he's got great natural instincts. He's strong, competitive, very strong-willed, very competitive to doing his job. You can sense in him that it means a tremendous amount to him. Anytime he gets an opportunity to do his job and help his team, that really goes a long way towards his success and the type of makeup and character he has. Physically, he's extremely gifted, maybe even unique as you were alluding to, just how strong he can play. But, as athletic as he is, he's really got a unique skill set and it allows him to do things a lot of wide receivers can't do."

Offensive Coordinator Greg Roman - 7/27/13

"Everything we've seen has been A-plus. What he's done in his career and then the time he's been with us has been outstanding. Very serious about winning. Very serious about football. I admire that about him."

Head Coach Jim Harbaugh - 7/22/13

"He's a savvy guy. He's played in a lot of games. He knows what the defense is doing. He knows where the weak spots in the defense are and where he wants to get to."

QB Colin Kaepernick - 8/6/13

TE Vernon Davis



"I think everybody knows why Vernon is different. He's a matchup nightmare, he's a physical freak. You can do just about anything with him."

QB Colin Kaepernick - 8/6/13

"He's a guy who can stretch the field at the tight end position. There are very few people like that who have the speed of a wide receiver and the body of a tight end. He's a security blanket against blitzes because he can get open. He's a mismatch against linebackers, total mismatch against linebackers, and a mismatch against most safeties. He's really, really important to their passing game."

ESPN Analyst and former NFL Executive Bill Polian - 9/18/13

K Phil Dawson




"Phil's a great guy. He came in from day one and he's been a guy who's always in the weight room, working out hard. I've never seen a kicker that works out as hard as he does. Then you see him kick in practice and he takes it serious. Sometimes we tend to joke with the kickers and what-not because they tend to get done so early and get to go home early. But at the same time, when you see a guy like Phil put in all the work like he does when he's here, when he leaves there's no question in your mind that he's put in a great day's work."

LB Patrick Willis - 9/4/13

RB Frank Gore

"That's what makes him great. If you look at him on the field, he looks like a rookie. Coaches have to pull him out of drills. He's trying to impress himself."

T Anthony Davis - 7/30/13



"I think Frank's number one goal is winning. I really believe that, and I would say that as it's a fact. I think anyway that Frank can help the team win, he's excited about. And Frank is going to be a huge part of our success. In that, really he's such a well-rounded back, everything he does. Very few backs can do what he does on three downs. He looks like he's in great shape. Moving around really well and excited, really excited to get back at it."

Offensive Coordinator Greg Roman - 7/27/13


"Every year, I'm just more and more impressed with Frank - the way he runs the football. I'm just continuously trying to get in sync with him and know the way that he runs the football and what he likes to do and just build that chemistry even further."

FB Bruce Miller - 8/2/13

"He's a Hall-of-Fame running back. You have to get him the ball."

QB Colin Kaepernick - 9/26/13

QB Colin Kaepernick



"I keep telling people how good of a quarterback he is. Everybody looks at how athletic he is and says he's a running quarterback. He's a quarterback first. Being able to run is just a bonus for him."

WR Anquan Boldin - 9/8/13

"He spends a considerable amount of time on every phase of the

"The coaches love him, the players love him. It's unique in that way, maybe, for a quarterback. You don't always see that, but I see that with Kap. He's universally respected in the locker room and loved by his teammates. People relate to him. They like his company, they like being around him and I've noticed that very much from our team."

Head Coach Jim Harbaugh - 7/25/13

game; his training, his film study, meeting habits and always looking for things on the field to improve on."

Head Coach Jim Harbaugh - 7/28/13

"If people had a chance to play with him and see him up close, they'll understand how good of a quarterback he actually is."

WR Anquan Boldin - 8/6/13

LOOKING GOOD, SOUNDING GREAT

LB Corey Lemonier



"Corey Lemonier has been an ascending, improving player. I've been very pleased with the way he's performed in ballgames and in practice and he's doing a fine job."

Head Coach Jim Harbaugh – 8/27/13

"He's got good athletic ability. He's got good speed. He's been doing a nice job picking up the defense here as a transition, which is always hard for those guys to do. He was a defensive end in college and I think he's done well, about as well as many guys that have been put in that position that I've seen."

Defensive Coordinator Vic Fangio – 8/27/13

S Eric Reid

"Steady progress. He's gotten better and better each and every day. Overall he's just been steady. He's grown in the position, which has allowed his ability to come through more and more. He's tackled well in the games which is important for us. He's done a good job in tackling and we think he'll continue to improve as the season goes on."

Defensive Coordinator Vic Fangio – 8/27/13



"The potential is always there. He's a guy that asks a lot of questions. He's very coachable, very humble, down-to-earth guy and you can tell he just wants to work so if he makes a mistake, he's not a repeat offender, he doesn't make the same mistake two, three, four times. Whenever you have the willingness to come out and work and you're very coachable, those are all the ingredients for a good player."

S Donte Whitner – 8/4/13

"He's been really diligent, on it from the time he got here. It's just the way he's wired. He's not an error repeater. He takes great pride in his own personal performance and he's really smart, lot of good qualities there. I really like that about him."

Head Coach Jim Harbaugh – 9/9/13

S Donte Whitner



"Who do I respect more than Donte Whitner? Nobody. He's right up there at the very top. He's one of the best athletes at his position in his sport and I expect great things from Donte this year."

Head Coach Jim Harbaugh – 7/25/13

WR Kyle Williams

"I think Kyle is a dynamic player that's got a great short area change of direction. I think he can work a defender to get open and we can give him some different options on routes and what not. And Kyle's going to be a big part of what we do. He's an ascending football player, got a great attitude and he's meant a lot to this team and will in the future, more importantly."

Offensive Coordinator Greg Roman – 7/31/13



2013 SAN FRANCISCO 49ERS UNOFFICIAL DEPTH CHART

AS OF OCTOBER 1, 2013

OFFENSE

WR	81	Anquan Boldin	19	Marlon Moore	84	Jon Baldwin
					14	Kassim Osgood
LT	74	Joe Staley				
LG	77	Mike Iupati	78	Joe Looney		
C	59	Jonathan Goodwin	67	Daniel Kilgore		
RG	75	Alex Boone	68	Adam Snyder		
RT	76	Anthony Davis				
TE	85	Vernon Davis	89	<u>Vance McDonald</u>	88	Garrett Celek
WR	10	Kyle Williams	11	<u>Quinton Patton</u>	13	<u>Chris Harper</u>
FB	49	Bruce Miller	24	Anthony Dixon		
RB	21	Frank Gore	32	Kendall Hunter	24	Anthony Dixon
			23	LaMichael James		
QB	7	Colin Kaepernick	2	Colt McCoy		

DEFENSE

LDT	91	Ray McDonald	63	Tony Jerod-Eddie		
NT	90	Glenn Dorsey				
RDT	94	Justin Smith	83	Demarcus Dobbs		
OLB	55	Ahmad Brooks	50	Jermaine Cunningham		
ILB	53	NaVorro Bowman	56	Nate Stupar		
ILB	52	Patrick Willis	57	Michael Wilhoite		
OLB	51	Dan Skuta	96	<u>Corey Lemonier</u>		
LCB	22	Carlos Rogers	26	<u>Tramaine Brock</u>	40	<u>Darryl Morris</u>
RCB	25	Tarell Brown	28	Nnamdi Asomugha	20	<u>Perrish Cox</u>
FS	35	<u>Eric Reid</u>	27	C.J. Spillman		
SS	31	Donte Whitner	43	Craig Dahl	41	Bubba Ventrone

SPECIAL TEAMS

P	4	Andy Lee				
K	9	Phil Dawson				
H	4	Andy Lee				
PR	23	LaMichael James	10	Kyle Williams	20	Perrish Cox
KOR	23	LaMichael James	10	Kyle Williams	20	Perrish Cox
LS	47	<u>Kevin McDermott</u>				

Reserve/Physically Unable to Perform - WR Michael Crabtree, WR Mario Manningham

Reserve/NFI - DT Tank Carradine, DT Quinton Dial, RB Marcus Lattimore, T Luke Marquardt, LB Aldon Smith, CB Eric Wright

Injured Reserve List - WR Brandon Carswell, CB Chris Culliver, FB Alex Debniaik, LB Darius Fleming, DL Lawrence Okoye, NT Ian Williams

Injured Reserve/Designated for Return List - LB Nick Moody
Underline - rookies

COACHING STAFF

Jim Harbaugh	Head Coach
Brad Seely	Assistant Head Coach/ Special Teams Coordinator
Vic Fangio	Defensive Coordinator
Greg Roman	Offensive Coordinator
Geep Chryst	Quarterbacks
Ronald Curry	Offensive Assistant
Reggie Davis	Tight Ends
Ed Donatell	Secondary
Tim Drevno	Offensive Line
Ejiro Evero	Offensive Assistant
Peter Hansen	Defensive Asst./Outside LBs
Greg Jackson	Assistant Secondary
Jim Leavitt	Linebackers
Eric Mangini	Senior Offensive Consultant
John Morton	Wide Receivers
Tom Rathman	Running Backs
Tracy Smith	Special Teams Assistant
Mike Solari	Offensive Line
Jim Tomsula	Defensive Line
Paul Wulff	Senior Offensive Assistant
Mark Uyeyama	Head Strength & Conditioning
Kevin Tolbert	Assistant Strength & Conditioning
Kurt Schmidt	Strength, Nutrition & Cond. Asst.
Mick Lombardi	Assistant to the Head Coach
DeAnna McDaniel	Administrative Assistant to the HC

PRONUNCIATION GUIDE

Nnamdi Asomugha	NAHM-dee,	Darius Fleming	DARE-eeh-us
.....AH-sem-wah		Mike Iupati	yoo-PAH-tee
NaVorro Bowman	nuh-VARR-oh,	Colin Kaepernick	CAP-ur-nick
.....BOH-minn		Daniel Kilgore	KILL-gore
Tramaine Brock	truh-MAIN	Corey Lemonier	lemon-YAY
Ahmad Brooks	uh-MAHD	Luke Marquardt	Mar-QWARDT
Tarell Brown	tuh-RELL	Dan Skuta	SKOO-tuh
Tank Carradine	CARE-uh-deen	Aldon Smith	ALL-dun
Garrett Celek	SELL-ick	Joe Staley	STAY-lee
Perrish Cox	PEHR-ish	Donte Whitner	DAHN-tay
Craig Dahl	DOLL	Michael Wilhoite	WILL-hoyt
Demarcus Dobbs	duh-MAR-kus		

2013 SAN FRANCISCO 49ERS ALPHABETICAL ROSTER

AS OF OCTOBER 1, 2013

NO	PLAYER	POS	HT	WT	Birthdate	EXP	COLLEGE	HOMETOWN
28	Asomugha, Nnamdi	CB	6-2	210	7-6-81	11	California	Los Angeles, CA
84	Baldwin, Jon	WR	6-4	230	8-10-89	3	Pittsburgh	Aliquippa, PA
81	Boldin, Anquan	WR	6-1	220	10-3-80	11	Florida State	Pahokee, FL
75	Boone, Alex	G/T	6-8	300	5-4-87	4	Ohio State	Cleveland, OH
53	Bowman, NaVorro	LB	6-0	242	5-28-88	4	Penn State	Forestville, MD
26	Brock, Tramaine	CB	5-10	197	8-20-88	4	Belhaven	Long Beach, MS
55	Brooks, Ahmad	LB	6-3	259	3-14-84	8	Virginia	Woodbridge, VA
25	Brown, Tarell	CB	5-10	193	1-6-85	7	Texas	Mesquite, TX
88	Celek, Garrett	TE	6-5	252	5-29-88	2	Michigan State	Cincinnati, OH
20	Cox, Perrish	CB	6-0	190	1-7-87	3	Oklahoma State	Waco, TX
50	Cunningham, Jermaine	LB	6-3	255	4-24-88	4	Florida	Bronx, NY
43	Dahl, Craig	S	6-1	212	6-17-85	6	North Dakota State	Madison Lake, MN
76	Davis, Anthony	T	6-5	323	10-11-89	4	Rutgers	Piscataway, NJ
85	Davis, Vernon	TE	6-3	250	1-31-84	8	Maryland	Washington, DC
9	Dawson, Phil	K	5-11	200	1-23-75	15	Texas	Dallas, TX
24	Dixon, Anthony	RB	6-1	233	9-24-87	4	Mississippi State	Terry, MS
83	Dobbs, Demarcus	TE/DT	6-2	282	11-30-87	3	Georgia	Savannah, GA
90	Dorsey, Glenn	DL	6-1	297	8-1-85	6	Louisiana State	Baton Rouge, LA
59	Goodwin, Jonathan	C	6-3	318	12-2-78	12	Michigan	Columbia, SC
21	Gore, Frank	RB	5-9	217	5-14-83	9	Miami	Coral Gables, FL
13	Harper, Chris	WR	6-1	234	9-10-89	R	Kansas State	Wichita, KS
32	Hunter, Kendall	RB	5-7	199	9-16-88	3	Oklahoma State	Tyler, TX
77	Iupati, Mike	G	6-5	331	5-12-87	4	Idaho	Anaheim, CA
23	James, LaMichael	RB	5-9	195	10-22-89	2	Oregon	Texarkana, TX
63	Jerod-Eddie, Tony	DT	6-5	301	3-29-90	2	Texas A&M	DeSoto, TX
7	Kaepernick, Colin	QB	6-4	230	11-3-87	3	Nevada	Turlock, CA
67	Kilgore, Daniel	G/C	6-3	308	12-18-87	3	Appalachian State	Kingsport, TN
4	Lee, Andy	P	6-2	180	8-11-82	10	Pittsburgh	Westminster, SC
96	Lemonier, Corey	LB	6-3	255	11-19-91	R	Auburn	Hialeah, FL
78	Looney, Joe	G	6-3	315	8-31-90	2	Wake Forest	Lake Worth, FL
2	McCoy, Colt	QB	6-1	215	9-5-86	4	Texas	Tuscola, TX
47	McDermott, Kevin	LS	6-4	234	1-12-90	R	UCLA	Nashville, TN
91	McDonald, Ray	DT	6-3	290	9-2-84	7	Florida	Belle Glade, FL
89	McDonald, Vance	TE	6-4	267	6-13-90	R	Rice	Winnie, TX
49	Miller, Bruce	FB	6-2	248	8-6-87	3	Central Florida	Woodstock, GA
19	Moore, Marlon	WR	6-0	190	9-3-87	4	Fresno State	Sacramento, CA
40	Morris, Darryl	CB	5-10	188	9-4-90	R	Texas State	San Antonio, TX
14	Osgood, Kassim	WR	6-5	220	5-20-80	11	San Diego State	Boston, MA
11	Patton, Quinton	WR	6-0	204	8-9-90	R	Louisiana Tech	Nashville, TN
35	Reid, Eric	S	6-1	213	12-10-91	R	Louisiana State	Baton Rouge, LA
22	Rogers, Carlos	CB	6-0	192	7-2-81	9	Auburn	Augusta, GA
51	Skuta, Dan	LB	6-2	250	4-21-86	5	Grand Valley State	Burton, MI
94	Smith, Justin	DT	6-4	285	9-30-79	13	Missouri	Jefferson City, MO
68	Snyder, Adam	G	6-6	325	1-30-82	9	Oregon	Whittier, CA
27	Spillman, C.J.	S	6-0	199	5-6-86	5	Marshall	Louisville, KY
74	Staley, Joe	T	6-5	315	8-30-84	7	Central Michigan	Rockford, MI
56	Stupar, Nate	LB	6-2	240	3-14-88	1	Penn State	State College, PA
41	Ventrone, Bubba	S	5-10	200	10-21-82	8	Villanova	Pittsburgh, PA
31	Whitner, Donte	S	5-10	208	7-24-85	8	Ohio State	Cleveland, OH
57	Wilhoite, Michael	LB	6-0	240	12-7-86	2	Washburn	Topeka, KS
10	Williams, Kyle	WR	5-10	186	7-19-88	4	Arizona State	Scottsdale, AZ
52	Willis, Patrick	LB	6-1	240	1-25-85	7	Mississippi	Bruceton, TN

RESERVE/NFI

95	Carradine, Tank	DT	6-4	273	2-18-90	R	Florida State	Cincinnati, OH
71	Dial, Quinton	DT	6-5	318	7-21-90	R	Alabama	Pinson, AL
38	Lattimore, Marcus	RB	5-11	221	10-29-91	R	South Carolina	Duncan, SC
61	Marquardt, Luke	T	6-8	315	3-23-90	R	Azusa Pacific	Sammamish, WA
99	Smith, Aldon	LB	6-4	265	9-25-89	3	Missouri	Raytown, MO
30	Wright, Eric	CB	5-10	200	7-24-85	7	UNLV	San Francisco, CA

RESERVE/PHYSICALLY UNABLE TO PERFORM

15	Crabtree, Michael	WR	6-1	214	9-14-87	5	Texas Tech	Dallas, TX
82	Manningham, Mario	WR	6-0	185	5-25-86	6	Michigan	Warren, OH

INJURED RESERVE

29	Carswell, Brandon	WR	6-1	201	5-22-89	1	USC	Milpitas, CA
	Culliver, Chris	CB	6-0	199	8-17-88	3	South Carolina	Garner, NC
	Debniak, Alex	FB	6-2	240	1-5-90	R	Stanford	Hudsonville, MI
58	Fleming, Darius	LB	6-2	255	7-19-89	2	Notre Dame	Chicago, IL
98	Okoye, Lawrence	DL	6-6	304	10-6-91	R	No College	Croydon, England
93	Williams, Ian	NT	6-1	305	8-31-89	3	Notre Dame	Altamonte Springs, FL

INJURED RESERVE/DESIGNATED FOR RETURN

54	Moody, Nick	LB	6-1	236	1-29-90	R	Florida State	Philadelphia, PA
----	-------------	----	-----	-----	---------	---	---------------	------------------

PRACTICE SQUAD

69	Bykowski, Carter	T	6-7	306	7-25-90	R	Iowa State	Eden Prairie, MN
46	Carrier, Derek	TE	6-4	241	7-25-90	1	Beloit	Edgerton, WI
33	Hampton, Jewel	RB	5-9	210	12-23-89	2	Southern Illinois	Indianapolis, IN
17	Jacobs, Chuck	WR	6-0	178	5-11-90	R	Utah State	Richmond, CA
66	Omahen, Patrick	G	6-4	305	12-29-89	R	Michigan	Columbus, OH
64	Purcell, Mike	NT	6-3	303	4-20-91	R	Wyoming	Highlands Ranch, CO
92	Reed, D'Aundre	LB	6-4	260	1-1-88	2	Arizona	Sacramento, CA
36	Thomas, Michael	S	5-11	196	3-17-90	1	Stanford	Houston, TX

2013 SAN FRANCISCO 49ERS NUMERICAL ROSTER

AS OF OCTOBER 1, 2013

NO	PLAYER	POS	HT	WT	AGE	EXP	COLLEGE	ACQUIRED
2	Colt McCoy	QB	6-1	215	27	4	Texas	TR in '13 (Cle.)
4	Andy Lee	P	6-2	180	31	10	Pittsburgh	D-6A in '04
7	Colin Kaepernick	QB	6-4	230	25	3	Nevada	D-2 in '11
9	Phil Dawson	K	5-11	200	38	15	Texas	FA in '13
10	Kyle Williams	WR	5-10	186	25	4	Arizona State	D-6C in '10
11	Quinton Patton	WR	6-0	204	23	R	Louisiana Tech	D-4A in '13
13	Chris Harper	WR	6-1	234	24	R	Kansas State	FA in '13
14	Kassim Osgood	WR	6-5	220	33	11	San Diego State	FA in '13
19	Marlon Moore	WR	6-0	190	26	4	Fresno State	FA in '13
20	Perrish Cox	CB	6-0	190	26	3	Oklahoma State	FA in '12
21	Frank Gore	RB	5-9	217	30	9	Miami	D-3A in '05
22	Carlos Rogers	CB	6-0	192	32	9	Auburn	FA in '11
23	LaMichael James	RB	5-9	195	23	2	Oregon	D-2 in '12
24	Anthony Dixon	RB	6-1	233	26	4	Mississippi State	D-6A in '10
25	Tarell Brown	CB	5-10	193	28	7	Texas	D-5 in '07
26	Tramaine Brock	CB	5-10	197	25	4	Belhaven	FA in '10
27	C.J. Spillman	S	6-0	199	27	5	Marshall	W in '10 (SD)
28	Nnamdi Asomugha	CB	6-2	210	32	11	California	FA in '13
31	Donte Whitner	S	5-10	208	28	8	Ohio State	FA in '11
32	Kendall Hunter	RB	5-7	199	25	3	Oklahoma State	D-4 in '11
35	Eric Reid	S	6-1	213	21	R	Louisiana State	D-1 in '13
40	Darryl Morris	CB	5-10	188	23	R	Texas State	FA in '13
41	Bubba Ventrone	S	5-10	200	30	8	Villanova	FA in '13
43	Craig Dahl	S	6-1	212	28	6	North Dakota State	FA in '13
47	Kevin McDermott	LS	6-4	234	23	R	UCLA	FA in '13
49	Bruce Miller	FB	6-2	248	26	3	Central Florida	D-7A in '11
50	Jermaine Cunningham	LB	6-3	255	25	4	Florida	FA in '13
51	Dan Skuta	LB	6-2	250	27	5	Grand Valley State	FA in '13
52	Patrick Willis	LB	6-1	240	28	7	Mississippi	D-1A in '07
53	NaVorro Bowman	LB	6-0	242	25	4	Penn State	D-3 in '10
55	Ahmad Brooks	LB	6-3	259	29	8	Virginia	W in '08 (Cin.)
56	Nate Stupar	LB	6-2	240	25	1	Penn State	FA in '12
57	Michael Wilhoite	LB	6-0	240	26	2	Washburn	FA in '11
59	Jonathan Goodwin	C	6-3	318	34	12	Michigan	FA in '11
63	Tony Jerod-Eddie	DT	6-5	301	23	2	Texas A&M	FA in '12
67	Daniel Kilgore	G/C	6-3	308	25	3	Appalachian State	D-5 in '11
68	Adam Snyder	G	6-6	325	31	9	Oregon	FA in '13
74	Joe Staley	T	6-5	315	29	7	Central Michigan	D-1B in '07
75	Alex Boone	G/T	6-8	300	26	4	Ohio State	FA in '09
76	Anthony Davis	T	6-5	323	23	4	Rutgers	D-1A in '10
77	Mike Iupati	G	6-5	331	26	4	Idaho	D-1B in '10
78	Joe Looney	G	6-3	315	23	2	Wake Forest	D-4 in '12
81	Anquan Boldin	WR	6-1	220	32	11	Florida State	TR in '13 (Bal.)
83	Demarcus Dobbs	TE/DT	6-2	282	25	3	Georgia	FA in '11
84	Jon Baldwin	WR	6-4	230	24	3	Pittsburgh	TR in '13 (KC)
85	Vernon Davis	TE	6-3	250	29	8	Maryland	D-1A in '06
88	Garrett Celek	TE	6-5	252	25	2	Michigan State	FA in '12
89	Vance McDonald	TE	6-4	267	23	R	Rice	D-2B in '13
90	Glenn Dorsey	DL	6-1	297	28	6	Louisiana State	FA in '13
91	Ray McDonald	DT	6-3	290	29	7	Florida	D-3B in '07
94	Justin Smith	DT	6-4	285	34	13	Missouri	UFA in '08
96	Corey Lemonier	LB	6-3	255	21	R	Auburn	D-3 in '13
RESERVE/NFI								
30	Eric Wright	CB	5-10	200	28	7	UNLV	FA in '13
38	Marcus Lattimore	RB	5-11	221	21	R	South Carolina	D-4B in '13
61	Luke Marquardt	T	6-8	315	23	R	Azusa Pacific	FA in '13
71	Quinton Dial	DT	6-5	318	23	R	Alabama	D-5 in '13
95	Tank Carradine	DT	6-4	273	23	R	Florida State	D-2A in '13
99	Aldon Smith	LB	6-4	265	24	3	Missouri	D-1 in '11
RESERVE/PHYSICALLY UNABLE TO PERFORM								
15	Michael Crabtree	WR	6-1	214	26	5	Texas Tech	D-1 in '09
82	Mario Manningham	WR	6-0	185	27	6	Michigan	FA in '12
INJURED RESERVE								
29	Chris Culliver	CB	6-0	199	25	3	South Carolina	D-3 in '11
58	Darius Fleming	LB	6-2	255	24	2	Notre Dame	D-5 in '12
93	Ian Williams	NT	6-1	305	24	3	Notre Dame	FA in '11
98	Lawrence Okoye	DL	6-6	304	21	R	No College	FA in '13
	Brandon Carswell	WR	6-1	201	24	1	USC	FA in '13
	Alex Debniaik	FB	6-2	240	23	R	Stanford	FA in '13
INJURED RESERVE/DESIGNATED FOR RETURN								
54	Nick Moody	LB	6-1	236	23	R	Florida State	D-6 in '13
PRACTICE SQUAD								
17	Chuck Jacobs	WR	6-0	178	23	R	Utah State	FA in '13
33	Jewel Hampton	RB	5-9	210	23	2	Southern Illinois	FA in '12
36	Michael Thomas	S	5-11	196	24	1	Stanford	FA in '12
46	Derek Carrier	TE	6-4	241	23	1	Beloit	FA in '13
64	Mike Purcell	NT	6-3	303	22	R	Wyoming	FA in '13
66	Patrick Orameh	G	6-4	305	23	R	Michigan	FA in '13
69	Carter Bykowski	T	6-7	306	23	R	Iowa State	D-7B in '13
92	D'Aundre Reed	LB	6-4	260	25	2	Arizona	FA in '13

2013 SAN FRANCISCO 49ERS POSITIONAL ROSTER

AS OF OCTOBER 1, 2013

NO	PLAYER	POS	HT	WT	DOB	EXP	COLLEGE	HOMETOWN	ACQUIRED
Quarterbacks (2)									
2	McCoy, Colt	QB	6-1	215	9-5-86	4	Texas	Tuscola, TX	TR in '13 (Cle.)
7	Kaepernick, Colin	QB	6-4	230	11-3-87	3	Nevada	Turlock, CA	D-2 in '11
Running Backs (5)									
21	Gore, Frank	RB	5-9	217	5-14-83	9	Miami	Coral Gables, FL	D-3A in '05
23	James, LaMichael	RB	5-9	195	10-22-89	2	Oregon	Texarkana, TX	D-2 in '12
24	Dixon, Anthony	RB	6-1	233	9-24-87	4	Mississippi State	Terry, MS	D6-A in '10
32	Hunter, Kendall	RB	5-7	199	9-16-88	3	Oklahoma State	Tyler, TX	D-4 in '11
49	Miller, Bruce	FB	6-2	248	8-6-87	3	Central Florida	Woodstock, GA	D-7A in '11
Wide Receivers (7)									
10	Williams, Kyle	WR	5-10	186	7-19-88	4	Arizona State	Scottsdale, AZ	D-6C in '10
11	Patton, Quinton	WR	6-0	204	8-9-90	R	Louisiana Tech	Nashville, TN	D-4A in '13
13	Harper, Chris	WR	6-1	234	9-10-89	R	Kansas State	Wichita, KS	FA in '13
14	Osgood, Kassim	WR	6-5	220	5-20-80	11	San Diego State	Boston, MA	FA in '13
19	Moore, Marlon	WR	6-0	190	9-3-87	4	Fresno State	Sacramento, CA	FA in '13
81	Boldin, Anquan	WR	6-1	220	10-3-80	11	Florida State	Pahokee, FL	TR in '13 (Bal.)
84	Baldwin, Jon	WR	6-4	230	8-10-89	3	Pittsburgh	Aliquippa, PA	TR in '13 (KC)
Tight Ends (4)									
83	Dobbs, Demarcus	TE/DT	6-2	282	11-30-87	3	Georgia	Savannah, GA	FA in '11
85	Davis, Vernon	TE	6-3	250	1-31-84	8	Maryland	Washington, DC	D-1A in '06
88	Celek, Garrett	TE	6-5	252	5-29-88	2	Michigan State	Cincinnati, OH	FA in '12
89	McDonald, Vance	TE	6-4	267	6-13-90	R	Rice	Winnie, TX	D-2B in '13
Offensive Line (8)									
59	Goodwin, Jonathan	C	6-3	318	12-2-78	12	Michigan	Columbia, SC	FA in '11
67	Kilgore, Daniel	G/C	6-3	308	12-18-87	3	Appalachian State	Kingsport, TN	D-5 in '11
68	Snyder, Adam	G	6-6	325	1-30-82	9	Oregon	Whittier, CA	FA in '13
74	Staley, Joe	T	6-5	315	8-30-84	7	Central Michigan	Rockford, MI	D-1B in '07
75	Boone, Alex	G/T	6-8	300	5-4-87	4	Ohio State	Cleveland, OH	FA in '09
76	Davis, Anthony	T	6-5	323	10-11-89	4	Rutgers	Piscataway, NJ	D1-A in '10
77	Iupati, Mike	G	6-5	331	5-12-87	4	Idaho	Anaheim, CA	D1-B in '10
78	Looney, Joe	G	6-3	315	8-31-90	2	Wake Forest	Lake Worth, FL	D-4 in '12
Defensive Line (5)									
63	Jerod-Eddie, Tony	DT	6-5	301	3-29-90	2	Texas A&M	DeSoto, TX	FA in '12
83	Dobbs, Demarcus	TE/DT	6-2	282	11-30-87	3	Georgia	Savannah, GA	FA in '11
90	Dorsey, Glenn	DL	6-1	297	8-1-85	6	Louisiana State	Baton Rouge, LA	FA in '13
91	McDonald, Ray	DT	6-3	290	9-2-84	7	Florida	Belle Glade, FL	D-3B in '07
94	Smith, Justin	DT	6-4	285	9-30-79	13	Missouri	Jefferson City, MO	UFA in '08
Linebackers (8)									
50	Cunningham, Jermaine	LB	6-3	255	4-24-88	4	Florida	Bronx, NY	FA in '13
51	Skuta, Dan	LB	6-2	250	4-21-86	5	Grand Valley State	Burton, MI	FA in '13
52	Willis, Patrick	LB	6-1	240	1-25-85	7	Mississippi	Bruceton, TN	D-1A in '07
53	Bowman, NaVorro	LB	6-0	242	5-28-88	4	Penn State	Forestville, MD	D-3 in '10
55	Brooks, Ahmad	LB	6-3	259	3-14-84	8	Virginia	Woodbridge, VA	W in '08 (Cin.)
56	Stupar, Nate	LB	6-2	240	3-14-88	1	Penn State	State College, PA	FA in '12
57	Wilhoite, Michael	LB	6-0	240	12-7-86	2	Washburn	Topeka, KS	FA in '11
96	Lemonier, Corey	LB	6-3	255	11-19-91	R	Auburn	Hialeah, FL	D-3 in '13
Defensive Backs (11)									
20	Cox, Perrish	CB	6-0	190	1-7-87	3	Oklahoma State	Waco, TX	FA in '12
22	Rogers, Carlos	CB	6-0	192	7-2-81	9	Auburn	Augusta, GA	FA in '11
25	Brown, Tarell	CB	5-10	193	1-6-85	7	Texas	Mesquite, TX	D-5 in '07
26	Brock, Tramaine	CB	5-10	197	8-20-88	4	Belhaven	Long Beach, MS	FA in '10
27	Spillman, C.J.	S	6-0	199	5-6-86	5	Marshall	Louisville, KY	W in '10 (SD)
28	Asomugha, Nnamdi	CB	6-2	210	7-6-81	11	California	Los Angeles, CA	FA in '13
31	Whitner, Donte	S	5-10	208	7-24-85	8	Ohio State	Cleveland, OH	FA in '11
35	Reid, Eric	S	6-1	213	12-10-91	R	Louisiana State	Baton Rouge, LA	D-1 in '13
40	Morris, Darryl	CB	5-10	188	9-4-90	R	Texas State	San Antonio, TX	FA in '13
41	Ventrone, Bubba	S	5-10	200	10-21-82	8	Villanova	Pittsburgh, PA	FA in '13
43	Dahl, Craig	S	6-1	212	6-17-85	6	North Dakota State	Madison Lake, MN	FA in '13
Specialists (3)									
4	Lee, Andy	P	6-2	180	8-11-82	10	Pittsburgh	Westminster, SC	D-6A in '04
9	Dawson, Phil	K	5-11	200	1-23-75	15	Texas	Dallas, TX	FA in '13
47	McDermott, Kevin	LS	6-4	234	1-12-90	R	UCLA	Nashville, TN	FA in '13
Reserve/NFI (6)									
95	Carradine, Tank	DT	6-4	273	2-18-90	R	Florida State	Cincinnati, OH	D-2A in '13
71	Dial, Quinton	DT	6-5	318	7-21-90	R	Alabama	Pinson, AL	D-5 in '13
38	Lattimore, Marcus	RB	5-11	221	10-29-91	R	South Carolina	Duncan, SC	D-4B in '13
61	Marquardt, Luke	T	6-8	315	3-23-90	R	Azusa Pacific	Sammamish, WA	FA in '13
99	Smith, Aldon	LB	6-4	265	9-25-89	3	Missouri	Raytown, MO	D-1 in '11
30	Wright, Eric	CB	5-10	200	7-24-85	7	UNLV	San Francisco, CA	FA in '13
Reserve/Physically Unable to Perform (2)									
15	Crabtree, Michael	WR	6-1	214	9-14-87	5	Texas Tech	Dallas, TX	D-1 in '09
82	Manningham, Mario	WR	6-0	185	5-25-86	6	Michigan	Warren, OH	FA in '12
Injured Reserve List (6)									
	Carswell, Brandon	WR	6-1	201	5-22-89	1	USC	Milpitas, CA	FA in '13
	Debniak, Alex	FB	6-2	240	1-5-90	R	Stanford	Hudsonville, MI	FA in '13
29	Culliver, Chris	CB	6-0	199	8-17-88	3	South Carolina	Garner, NC	D-3 in '11
58	Fleming, Darius	LB	6-2	255	7-19-89	2	Notre Dame	Chicago, IL	D-5 in '12
93	Williams, Ian	NT	6-1	305	8-31-89	3	Notre Dame	Altamonte Springs, FL	FA in '11
98	Okoye, Lawrence	DL	6-6	304	10-6-91	R	No College	Croydon, England	FA in '13
Injured Reserve List/Designated for Return (1)									
54	Moody, Nick	LB	6-1	236	1-29-90	R	Florida State	Philadelphia, PA	D-6 in '13

2013 SAN FRANCISCO 49ERS ROSTER BREAKDOWN

ROSTER BY EXPERIENCE				HOW THEY WERE BUILT		
PLAYER	EXP	GP/GS	W/ SF	YEAR	PLAYER	ACQ
Phil Dawson	15	219/0	4/0	2004	Andy Lee	D6a
Justin Smith	13	193/189	82/82	2005	Frank Gore	D3a
Jonathan Goodwin	12	169/96	36/36	2006	Vernon Davis	D1a
Nnamdi Asomugha	11	157/131	3/1	2007	Patrick Willis	D1a
Kassim Osgood	11	155/17	3/0		Joe Staley	D1b
Anquan Boldin	11	144/141	4/4		Tarell Brown	D5
Andy Lee	10	148/0	148/0		Ray McDonald	D3b
Frank Gore	9	120/106	120/106	2008	Justin Smith	FA
Carlos Rogers	9	114/104	36/36		Ahmad Brooks	W
Adam Snyder	9	125/83	111/69	2009	Michael Crabtree#	D1
Vernon Davis	8	107/105	107/105		Alex Boone	FA
Donte Whitner	8	104/101	35/35	2010	Anthony Davis	D1a
Ahmad Brooks	8	78/44	65/37		Mike Iupati	D1b
Bubba Ventrone	8	77/0	4/0		NaVorro Bowman	D3
Patrick Willis	7	95/95	95/95		Anthony Dixon	D6a
Ray McDonald	7	91/44	91/44		Kyle Williams	D6c
Tarell Brown	7	91/41	91/41		Tramaine Brock	FA
Eric Wright^	7	85/81	0/0		C.J. Spillman	W
Joe Staley	7	86/86	86/86	2011	Aldon Smith^	D1
Craig Dahl	6	74/42	4/0		Colin Kaepernick	D2
Glenn Dorsey	6	70/68	4/2		Chris Culliver*	D3
Michael Crabtree#	5	58/56	58/56		Kendall Hunter	D4
Mario Manningham#	5	61/38	12/9		Daniel Kilgore	D5
Dan Skuta	5	60/5	4/1		Bruce Miller	D7a
C.J. Spillman	5	57/1	47/1		Demarcus Dobbs	FA
Anthony Davis	4	52/52	52/52		Jonathan Goodwin	FA
Mike Iupati	4	52/52	52/52		Carlos Rogers	FA
NaVorro Bowman	4	52/37	52/37		Donte Whitner	FA
Anthony Dixon	4	52/0	52/0		Ian Williams*	FA
Kyle Williams	4	33/6	33/6		Michael Wilhoite	FA
Alex Boone	4	37/20	37/20	2012	LaMichael James	D2
Jermaine Cunningham	4	36/14	0/0		Joe Looney	D4
Tramaine Brock	4	34/0	34/0		Darius Fleming*	D5
Marlon Moore	4	32/2	3/0		Mario Manningham#	FA
Colt McCoy	4	26/21	1/0		Perrish Cox	FA
Chris Culliver*	3	32/6	32/6		Garrett Celek	FA
Kendall Hunter	3	31/1	31/1	2013	Tony Jerod-Eddie	FA
Bruce Miller	3	35/25	35/25		Anquan Boldin	TR
Aldon Smith^	3	35/19	35/19		Nate Stupar	FA
Perrish Cox	3	35/10	19/0		Glenn Dorsey	FA
Jon Baldwin	3	27/10	1/0		Dan Skuta	FA
Demarcus Dobbs	3	27/0	27/0		Craig Dahl	FA
Daniel Kilgore	3	21/0	21/0		Phil Dawson	FA
Colin Kaepernick	3	20/11	20/11		Marlon Moore	FA
Ian Williams*	3	5/1	5/1		Colt McCoy	TR
Michael Wilhoite	2	9/1	9/1		Nnamdi Asomugha	FA
LaMichael James	2	5/0	5/0		Eric Reid	D1
Joe Looney	2	0/0	0/0		Tank Carradine^	D2a
Darius Fleming*	2	0/0	0/0		Vance McDonald	D2b
Garrett Celek	2	17/1	17/1		Corey Lemonier	D3
Tony Jerod-Eddie	2	4/0	4/0		Quinton Patton	D4a
Nate Stupar	1	1/0	1/0		Marcus Lattimore^	D4b
Brandon Carswell*	1	0/0	0/0		Quinton Dial^	D5
Derek Carrier	1	0/0	0/0		Nick Moody~	D6
Eric Reid	R	4/4	4/4		Adam Snyder	FA
Tank Carradine^	R	0/0	0/0		Alex Debnia*	FA
Vance McDonald	R	4/2	4/2		Luke Marquardt^	FA
Corey Lemonier	R	4/0	4/0		Kevin McDermott	FA
Quinton Patton	R	4/0	4/0		Lawrence Okoye*	FA
Marcus Lattimore^	R	0/0	0/0		Bubba Ventrone	FA
Quinton Dial^	R	0/0	0/0		Brandon Carswell*	FA
Nick Moody~	R	1/0	1/0		Eric Wright^	FA
Chris Harper	R	0/0	0/0		Jon Baldwin	TR
Alex Debnia*	R	0/0	0/0		Chris Harper	FA
Luke Marquardt^	R	0/0	0/0		Derek Carrier	FA
Kevin McDermott	R	3/0	3/0		Kassim Osgood	FA
Lawrence Okoye*	R	0/0	0/0		Darryl Morris	FA
Darryl Morris	R	1/0	1/0		Jermaine Cunningham	FA

*Injured Reserve List

~Injured Reserve/Designated for Return List

^Reserve/NFI

#Reserve/Physically Unable to Perform

2013 SAN FRANCISCO 49ERS PARTICIPATION CHART

PLAYER	GB 9-8	at SEA 9-15	IND 9-22	at STL 9-26	HOU 10-6	ARZ 10-13	at TEN 10-20	at JAX 10-27	CAR 11-10	at NO 11-17	at WAS 11-25	STL 12-1	SEA 12-8	at TB 12-15	ATL 12-23	at ARZ 12-29	GP	GS	DNP	IA
Asomugha, Nnamdi	CB	P	P	IA													3	1	0	1
Baldwin, Jon	IA	IA	IA	P													1	0	0	3
Boldin, Anquan	WR	WR	WR	WR													4	4	0	0
Boone, Alex	RG	RG	RG	RG													4	4	0	0
Bowman, NaVorro	ILB	ILB	ILB	ILB													4	4	0	0
Brock, Tramaire	P	P	P	P													4	0	0	0
Brooks, Ahmad	OLB	OLB	OLB	OLB													4	4	0	0
Brown, Tarell	RCB	RCB	RCB	RCB													4	4	0	0
Bykowski, Carter	PS	PS	PS	PS													0	0	0	0
Carradine, Tank	NFI	NFI	NFI	NFI													0	0	0	0
Carrier, Derek	PS	PS	PS	PS													0	0	0	0
Carswell, Brandon	IR	IR	IR	IR													0	0	0	0
Celek, Garrett	P	TE	P	P													4	1	0	0
Cox, Perrish	P	P	P	P													4	0	0	0
Crabtree, Michael	PUP	PUP	PUP	PUP													0	0	0	0
Culliver, Chris	IR	IR	IR	IR													0	0	0	0
Dahl, Craig	P	P	P	P													4	0	0	0
Daniels, B.J.	IA	IA	IA	IA													0	0	0	4
Davis, Anthony	RT	RT	RT	RT													4	4	0	0
Davis, Vernon	TE	TE	IA	TE													3	3	0	1
Dawson, Phil	P	P	P	P													4	0	0	0
Debniak, Alex	IR	IR	IR	IR													0	0	0	0
Dial, Quinton	NFI	NFI	NFI	NFI													0	0	0	0
Dixon, Anthony	P	P	P	P													4	0	0	0
Dobbs, Demarcus	SUS	P	P	P													3	0	0	0
Dorsey, Glenn	P	P	NT	NT													4	2	0	0
Fleming, Darius	IR	IR	IR	IR													0	0	0	0
Goodwin, Jonathan	C	C	C	C													4	4	0	0
Gore, Frank	RB	RB	RB	RB													4	4	0	0
Hampton, Jewel	PS	PS	PS	PS													0	0	0	0
Harper, Chris	IA	IA	IA	IA													0	0	0	4
Hunter, Kendall	P	P	P	P													4	0	0	0
Iupati, Mike	LG	LG	LG	LG													4	4	0	0
Jacobs, Chuck	PS	PS	PS	PS													0	0	0	0
James, LaMichael	IA	IA	IA	P													1	0	0	3
Jerod-Eddie, Tony	P	IA	P	P													3	0	0	1
Kaepernick, Colin	QB	QB	QB	QB													4	4	0	0
Kilgore, Daniel	P	P	P	P													4	0	0	0
Lattimore, Marcus	NFI	NFI	NFI	NFI													0	0	0	0
Lee, Andy	P	P	P	P													4	0	0	0
Lemonier, Corey	P	P	P	P													4	0	0	0
Looney, Joe	IA	IA	IA	IA													0	0	0	4
Manningham, Mario	PUP	PUP	PUP	PUP													0	0	0	0
Marcic, Owen	NR	NR	DNP	IA													0	0	1	1
Marquardt, Luke	NFI	NFI	NFI	NFI													0	0	0	0
McCoy, Colt	DNP	DNP	DNP	P													1	0	3	0
McDermott, Kevin	P	P	P	P													4	0	0	0
McDonald, Ray	LDT	LDT	LDT	LDT													4	4	0	0
McDonald, Vance	P	P	TE	TE													4	2	0	0
Miller, Bruce	FB	FB	FB	FB													4	4	0	0
Moody, Nick	P	IR	IR	IR													1	0	0	0
Moore, Marlon	P	P	P	IA													3	0	0	1
Morris, Darryl	PS	PS	PS	P													1	0	0	0
Okoye, Lawrence	IR	IR	IR	IR													0	0	0	0
Omameh, Patrick	PS	PS	PS	PS													0	0	0	0
Osgood, Kassim	NR	P	P	P													3	0	0	0
Patton, Quinton	P	P	P	P													4	0	0	0
Purcell, Mike	PS	PS	PS	PS													0	0	0	0
Reid, Eric	FS	FS	FS	FS													4	4	0	0
Rogers, Carlos	LCB	LCB	LCB	LCB													4	4	0	0
Skuta, Dan	P	P	P	OLB													4	1	0	0
Smith, Aldon	OLB	OLB	OLB	NFI													3	3	0	0
Smith, Justin	RDT	RDT	RDT	RDT													4	4	0	0
Snyder, Adam	P	P	P	P													4	0	0	0
Spillman, C.J.	P	P	P	P													4	0	0	0
Staley, Joe	LT	LT	LT	LT													4	4	0	0
Stupar, Nate	IA	IA	IA	P													1	0	0	3
Thomas, Michael	PS	PS	PS	PS													0	0	0	0
Tukuafu, Will	IA	NR	NR	NR													0	0	0	1
Ventrone, Bubba	P	P	P	P													4	0	0	0
Whitner, Donte	SS	SS	SS	SS													4	4	0	0
Wilhoite, Michael	P	P	P	ILB													4	1	0	0
Williams, Ian	P	NT	IR	IR													2	1	0	0
Williams, Kyle	WR	P	WR	P													4	2	0	0
Willis, Patrick	ILB	ILB	ILB	IA													3	3	0	1
Wright, Eric	NFI	NFI	NFI	NFI													0	0	0	0

Position = Starter, P = Played, DNP = Did Not Play, IA = Inactive, IR = Injured Reserve, EQ = Emergency Quarterback, PUP = Physically Unable to Perform, NR = Not on Roster, PS = Practice Squad, NFI = Non-Football Injury, SUS = Suspended, EXP = Roster Exemption, PSI = Practice Squad/Injured, BYE = Week 9

2013 SAN FRANCISCO 49ERS GAME-BY-GAME STARTERS

OFFENSE

Opp	WR	LT	LG	C	RG	RT	TE	WR	FB	RB	QB	Other
GB	Boldin	Staley	Iupati	Goodwin	Boone	A. Davis	V. Davis	Williams	Miller	Gore	Kaepernick	
at Sea	Boldin	Staley	Iupati	Goodwin	Boone	A. Davis	V. Davis		Miller	Gore	Kaepernick	Celek (TE)
Ind	Boldin	Staley	Iupati	Goodwin	Boone	A. Davis	McDonald	Williams	Miller	Gore	Kaepernick	
at StL	Boldin	Staley	Iupati	Goodwin	Boone	A. Davis	V. Davis		Miller	Gore	Kaepernick	McDonald (TE)
Hou												
Arz												
at Ten												
at Jax												
Car												
at NO												
at Was												
StL												
Sea												
at TB												
Atl												
at Arz												

DEFENSE

Opp	LDT	NT	RDT	OLB	ILB	ILB	OLB	LCB	RCB	SS	FS	Other
GB	McDonald		J. Smith	Brooks	Bowman	Willis	A. Smith	Rogers	T. Brown	Whitner	Reid	Asomugha (CB)
at Sea	McDonald	I. Williams	J. Smith	Brooks	Bowman	Willis	A. Smith	Rogers	T. Brown	Whitner	Reid	
Ind	McDonald	Dorsey	J. Smith	Brooks	Bowman	Willis	A. Smith	Rogers	T. Brown	Whitner	Reid	
at StL	McDonald	Dorsey	J. Smith	Brooks	Bowman	Wilhoite	Skuta	Rogers	T. Brown	Whitner	Reid	
Hou												
Arz												
at Ten												
at Jax												
Car												
at NO												
at Was												
StL												
Sea												
at TB												
Atl												
at Arz												

INACTIVES

Opp	
GB	Daniels/Harper/James/Tukuafu/Stupar/Looney/Baldwin
at Sea	Daniels/Harper/James/Stupar/Jerod—Eddie/Looney/Baldwin
Ind	Daniels/Harper/James/Stupar/Looney/Baldwin/V. Davis
at StL	Daniels/Harper/Moore/Asomugha/Marecic/Willis/Looney
Hou	
Arz	
at Ten	
at Jax	
Car	
at NO	
at Was	
StL	
Sea	
at TB	
Atl	
at Arz	

2013 SAN FRANCISCO 49ERS TRANSACTIONS

2-7	Signed DT Lamar Divens , WR Ricardo Lockette , G Al Netter , LB Nate Stupar , G Wayne Tribue and T Kenny Wiggins to Reserve/Future contracts.	7-23	Signed CB Lowell Rose to a three-year deal.
2-11	Signed S Michael Thomas to a Reserve/Future contract.	7-25	LB Darius Fleming and WR Kyle Williams have been activated from the Active/Physically Unable to Perform List. WR Michael Crabtree has been placed on the Active/Physically Unable to Perform List and DT Lamar Divens has been placed on the Active/Non-Football Injury List.
3-6	Released K David Akers .		Activated DT Lamar Divens from the Active/Non-Football Injury List.
3-7	Tendered a one-year contract to restricted free agent CB Tramaine Brock . The team also signed WR Joe Hastings to a one-year deal.	7-26	The team waived/injured LB Darius Fleming and signed LB Travis Johnson to a three-year deal.
3-11	Signed NT Ian Williams to a two-year contract extension through the 2015 season.	7-30	Placed LB Darius Fleming on the Injured Reserve List.
3-12	Traded QB Alex Smith to the Kansas City Chiefs for an undisclosed 2013 draft choice, and a conditional pick in the 2014 NFL Draft. Acquired WR Anquan Boldin from the Baltimore Ravens for an undisclosed 2013 draft pick.	7-31	Waived P Colton Schmidt and C Sherman Carter . Signed WRs Austin Collie and Lavelle Hawkins to one-year deals.
3-13	Signed defensive lineman Glenn Dorsey to a two-year contract.	8-2	Waived WR Charly Martin and signed P Colton Schmidt to a three-year deal.
3-14	Signed LB Dan Skuta to a two-year contract.	8-6	Signed CB Eric Wright to a one-year contract and placed him on the Non-Football Injury/Illness List. Waived CB Lowell Rose to make room on the roster for Wright.
3-16	Signed S Craig Dahl to a three-year deal.	8-8	Activated RB Kendall Hunter from the Active/Physically Unable to Perform List.
3-19	Signed K Phil Dawson and WR Marlon Moore both to a one-year contract.	8-10	Made a trade with the Kansas City Chiefs. The 49ers acquired WR Jon Baldwin in return for sending WR A.J. Jenkins to the Chiefs.
3-21	Signed S Darcel McBath to a one-year contract.	8-19	Signed QB Seneca Wallace to a one-year deal and waived WR Ricardo Lockette .
4-2	Acquired QB Colt McCoy and an undisclosed 2013 draft pick from the Cleveland Browns, sending the Browns two undisclosed 2013 draft picks.	8-22	Placed S Darcel McBath on the Injured Reserved List and claimed LB Joe Holland off of waivers from Tampa Bay.
4-3	Signed CB Nnamdi Asomugha to a one-year contract.		Waived the following players: RB D.J. Harper , G Al Netter , QB Scott Tolzien , LB Joe Holland and P Colton Schmidt .
4-25	Traded 1st round pick (31st overall) and 3rd round pick (74th overall) to Dallas for 18th overall pick. Selected S Eric Reid in the 1st round (18th overall).	8-26	Traded LB Parys Haralson to the New Orleans Saints for an undisclosed draft pick.
4-26	Traded 34th overall to Tennessee for 2013 2nd round pick (40th overall), a 2013 7th round pick (216th overall) and a 3rd round pick in 2014. Selected DT Cornellius "Tank" Carradine (40th overall) and TE Vance McDonald (55th overall) in the 2nd round.	8-27	Placed DT Tank Carradine , DT Quinton Dial , RB Marcus Lattimore , T Luke Marquardt and CB Eric Wright on the Reserve/Non Football Injury List.
	Traded pick (61st overall) along with 2013 6th round pick (173rd overall) to Green Bay for 2nd round pick (55th overall).		Placed WR Michael Crabtree and WR Mario Manningham on the Reserve/Physically Unable to Perform List
	Traded 3rd round pick (93rd overall) and 6th round pick (216th overall) to Green Bay for 88th overall pick. Selected LB Corey Lemonier (88th overall) in the 3rd round.		Placed CB Chris Culliver on the Injured Reserve List, and waived/injured DT Lamar Divens and DT Lawrence Okoye .
4-27	Selected WR Quinton Patton (128th overall) and RB Marcus Lattimore (131st overall) in the 4th round.		Signed LB Joe Holland to a one-year deal.
	Selected DT Quinton Dial (157th overall) in the 5th round.	8-28	Waived S Darcel McBath from the Injured Reserve List.
	Selected LB Nick Moody (180th overall) in the 6th round.		Placed DT Lamar Divens and DT Lawrence Okoye on the Injured Reserve List.
	Selected QB B.J. Daniels (237th overall), T Carter Bykowski (246th overall) and CB Marcus Cooper (252nd overall) in the 7th round.	8-31	Placed TE/DT Demarcus Dobbs on the Reserve/Suspended List. Waived the following 21 players: T Carter Bykowski , WR Austin Collie , CB Marcus Cooper , TE MarQueis Gray , WR Chad Hall , RB Jewel Hampton , WR Lavelle Hawkins , LB Joe Holland , WR Chuck Jacobs , LS Brian Jennings , LB Travis Johnson , CB Darryl Morris , G Patrick Oameh , WR Kassim Osgood , NT Mike Purcell , S Trenton Robinson , FB Jason Schepler , S Michael Thomas , G Wayne Tribue , QB Seneca Wallace and T Kenny Wiggins .
5-6	Signed G Adam Snyder to a two-year contract.		Traded LB Cam Johnson to the Indianapolis Colts for an undisclosed draft pick. Waived DT Lamar Divens from the Injured Reserve List.
5-7	Signed P Anthony Santella to a one-year deal and signed the following 12 undrafted free agents: C Sherman Carter , FB Alex Debnia , TE MarQueis Gray , RB D.J. Harper , WR Chuck Jacobs , T Luke Marquardt , LS Kevin McDermott , CB Darryl Morris , DL Lawrence Okoye , G Patrick Oameh , NT Mike Purcell and CB Lowell Rose .	9-2	Signed the following 7 players to the practice squad: T Carter Bykowski , RB Jewel Hampton , WR Chuck Jacobs , CB Darryl Morris , G Patrick Oameh , NT Mike Purcell , S Michael Thomas .
5-10	Signed the following five draft picks to four-year deals: DT Quinton Dial , LB Nick Moody , QB B.J. Daniels , T Carter Bykowski , and CB Marcus Cooper .		Signed WR Chris Harper to a three-year deal.
5-14	Signed FB Jason Schepler to a three-year deal.	9-10	Waived/injured FB/DT Will Tukuafu and removed TE/DT Demarcus Dobbs from the Reserve/Suspended List.
5-22	Signed WR Quinton Patton to a four-year deal. The team also claimed TE/LS Kyle Nelson off of waivers from the San Diego Chargers and waived P Anthony Santella .	9-11	Placed LB Nick Moody on the Injured Reserve/Designated for Return List and signed WR Kassim Osgood to a one-year deal.
6-3	Signed S Raymond "Bubba" Ventrone to a two-year contract and waived FB Jason Schepler .	9-17	Placed NT Ian Williams on the Injured Reserve List and signed FB Owen Marecic to a one-year deal.
6-4	Hired Eric Mangini as senior offensive consultant. Signed WR Kassim Osgood to a one-year contract and waived WR Joe Hastings .	9-23	Placed LB Aldon Smith on the Reserve/NFI List.
6-10	Signed rookie LB Corey Lemonier to a four-year deal.	9-24	Promoted CB Darryl Morris from the practice squad to the 53-man roster.
	Signed FB Jason Schepler to a three-year deal. To make room on the roster for Schepler, the team has waived/injured FB Alex Debnia .		Signed LB D'Aundre Reed to the team's practice squad.
6-11	Placed FB Alex Debnia on the injured reserve list.	10-1	Waived QB B.J. Daniels and FB Owen Marecic .
6-12	Signed WR Brandon Carswell to a two-year contract and waived TE Cameron Morrah .		Signed LB Jermaine Cunningham to a one-year deal.
6-19	Placed WR Brandon Carswell on the injured reserve list.		
7-10	Waived TE/LS Kyle Nelson		
7-11	Claimed WR Charly Martin off of waivers from Seattle.		
7-15	Signed P Colton Schmidt to a three-year deal.		
7-19	Waived CB Lowell Rose .		
7-20	LB Darius Fleming , RB Kendall Hunter , WR Mario Manningham and WR Kyle Williams have been placed on the Active/Physically Unable to Perform List. DT Tank Carradine , DT Quinton Dial , RB Marcus Lattimore and T Luke Marquardt have been placed on the Active/Non-Football Injury List.		

2013 SAN FRANCISCO 49ERS REGULAR SEASON STATISTICS

Date	W/L	Score	Opponent	Attendance	Rushing	No	Yds	Avg	Long	TD
9/8	W	34–28	Green Bay	69,732	F. Gore	61	295	4.8	34t	2
9/15	L	3–29	at Seattle	68,338	C. Kaepernick	26	140	5.4	28	0
9/22	L	7–27	Indianapolis	69,732	K. Hunter	22	80	3.6	29t	2
9/26	W	35–11	at St. Louis	56,640	A. Dixon	5	9	1.8	4	1
10/6			Houston		L. James	3	0	0.0	1	0
10/13			Arizona		49ers	117	524	4.5	34t	5
10/20			at Tennessee		Opponents	125	437	3.5	27	6
10/27			at Jacksonville		Receiving	No	Yds	Avg	Long	TD
11/10			Carolina		A. Boldin	24	372	15.5	43	2
11/17			at New Orleans		V. Davis	11	136	12.4	37	3
11/25			at Washington		K. Williams	9	87	9.7	16	0
12/1			St. Louis		B. Miller	8	78	9.8	17	0
12/15			at Tampa Bay		F. Gore	5	56	11.2	14	0
12/23			Atlanta		V. McDonald	4	59	14.8	25	0
12/29			at Arizona		J. Baldwin	2	19	9.5	15	0
					K. Hunter	2	13	6.5	9	0
					G. Celek	1	30	30.0	30	0
					M. Moore	1	6	6.0	6	0
					Q. Patton	1	0	0.0	0	0
					49ers	68	856	12.6	43	5
					Opponents	65	836	12.9	51	5

Team Statistics

	49ers	Opponents		No	Yds	Avg	Long	TD
Total First Downs	68	79	Interceptions	No	Yds	Avg	Long	TD
Rushing	25	24	E. Reid	2	1	0.5	1	0
Passing	39	42	D. Whitner	1	0	0.0	0	0
Penalty	4	13	49ers	3	1	0.3	1	0
3rd Down: Made/Att	21/57	17/55	Opponents	4	70	17.5	30	0
3rd Down Pct.	36.8%	30.9%	Punting	No	Yds	Avg	Net	TB
4th Down: Made/Att	3/4	1/2	A. Lee	23	1,120	48.7	42.1	3
4th Down Pct.	75.0%	50.0%	49ers	23	1,120	48.7	42.1	3
Possession Avg.	29:18	30:42	Opponents	25	1,129	43.4	41.8	1
Total Net Yards	1325	1199	Punt Returns	Ret	FC	Yds	Avg	Long
Avg. Per Game	331.3	299.8	K. Williams	5	11	22	4.4	14
Total Plays	244	260	49ers	5	11	22	4.4	14
Avg. Per Play	5.4	4.6	Opponents	12	7	91	7.6	33
Net Yards Rushing	524	437	Kickoff Returns	No	Yds	Avg	Long	TD
Avg. Per Game	131.0	109.3	P. Cox	3	82	27.3	30	0
Total Rushes	117	125	K. Hunter	2	29	14.5	20	0
Net Yards Passing	801	762	A. Dixon	1	30	30.0	30	0
Avg. Per Game	200.3	190.5	Q. Patton	1	7	7.0	7	0
Sacked/Yards Lost	10/55	12/74	49ers	7	148	21.1	30	0
Gross Yards	856	836	Opponents	7	138	19.7	32	0
Attempts/Completions	117/68	123/65	Field Goals	1–19	20–29	30–39	40–49	50+
Completion Pct.	58.1%	52.8%	P. Dawson	0/0	2/2	1/1	0/1	0/2
Had Intercepted	4	3	49ers	0/0	2/2	1/1	0/1	0/2
Punts/Average	23/48.7	26/43.4	Opponents	0/0	0/0	2/2	3/3	0/1
Net Punting Avg.	42.1	40.3	Dawson: (48N, 27G, 33G) (21G) () (53N, 71N)					
Penalties/Yards	39/339	24/220	Opponents: () (30G, 37G) (43G, 41G, 51N) (40G)					
Fumbles/Ball Lost	5/5	4/2	Fumbles Lost: C. Kaepernick 3, P. Cox 1, F. Gore 1 Total: 5					
Touchdowns	10	11	Opponent Fumble Recoveries: T. Brown 1, T. Jerod–Eddie 1 Total: 2					
Rushing	5	6						
Passing	5	5						
Returns	0	0						

Score By Periods

	Q1	Q2	Q3	Q4	OT	Pts
49ers	14	21	17	27	0	79
Opponents	17	15	17	46	0	95

Scoring

	TD	Ru	Pa	Rt	PAT	FG	2Pt	Pts
P. Dawson	0	0	0	0	10/10	3/6	0	19
V. Davis	3	0	3	0	0/0	0/0	0	18
A. Boldin	2	0	2	0	0/0	0/0	0	12
F. Gore	2	2	0	0	0/0	0/0	0	12
K. Hunter	2	2	0	0	0/0	0/0	0	12
A. Dixon	1	1	0	0	0/0	0/0	0	6
49ers	10	5	5	0	10/10	3/6	0	79
Opponents	11	6	5	0	10/10	5/6	1	95

Sacks:

49ers: A. Smith 4.5, A. Brooks 2.5, N. Bowman 2.0, G. Dorsey 2.0, R. McDonald 0.5, J. Smith 0.5 **Total: 12.0, Opponents: 10.0**

2–Pt. Conversions: 49ers 0/0, Opponents 1/1

Passing	Att	Cmp	Yds	Cmp%	Yds/Att	TD	TD%	Int	Int%	Long	Sack/Lost	Rating
C. Kaepernick	117	68	856	58.1%	7.3	5	4.3%	4	3.4%	43	10/55	81.0
49ers	117	68	856	58.1%	7.3	5	4.3%	4	3.4%	43	10/55	81.0
Opponents	123	65	836	52.8%	6.8	5	4.1%	3	2.4%	51	12/74	77.8

2013 DEFENSIVE & SPECIAL TEAM STATISTICS

DEFENSIVE STATISTICS

PLAYER	TACKLES			For Loss	Quarterback			INT	PD	FF	FR
	Total	Solo	Asst		Sacks	Hits	Pres				
N. Bowman	53	29	24	4	2.0	5	9	0	4	2	0
R. McDonald	35	24	11	5	0.5	14	22	0	0	0	0
J. Smith	31	22	9	2.5	0.5	14	23	0	0	0	0
A. Brooks	31	25	6	5.5	2.5	7	14	0	2	0	0
G. Dorsey	30	18	12	2.5	2.0	2	6	0	0	0	0
P. Willis	28	19	9	0	0.0	2	5	0	0	0	0
D. Whitner	27	19	8	0	0.0	0	0	1	5	0	0
A. Smith	18	13	5	7.5	4.5	8	15	0	0	0	0
E. Reid	17	13	4	0	0.0	0	0	2	3	0	0
T. Brown	15	12	3	0	0.0	0	0	0	3	0	1
D. Dobbs	9	2	7	0	0.0	1	4	0	0	0	0
T. Jerod-Eddie	8	3	5	0	0.0	0	0	0	0	0	1
M. Wilhoite	7	2	5	0	0.0	0	0	0	0	0	0
C. Rogers	5	2	3	0	0.0	1	1	0	1	0	0
C. Lemonier	5	3	2	0	0.0	2	3	0	1	0	0
I. Williams	4	2	2	0	0.0	0	0	0	0	0	0
C. Dahl	4	1	3	0	0.0	0	0	0	0	0	0
T. Brock	4	3	1	0	0.0	0	0	0	2	0	0
N. Asomugha	3	2	1	0	0.0	0	0	0	2	0	0
D. Skuta	3	2	1	0	0.0	1	2	0	0	0	0
C. Spillman	1	0	1	0	0.0	0	0	0	0	0	0
TOTALS	338	216	122	27	12.0	57	104	3	23	2	2

SACKS (12.0)

A. Smith (4.5) - 1.5 vs. GB; 2.0 at Sea., 1.0 vs. Ind.
Brooks (2.5) - 1.0 at Sea., 1.5 at StL
Bowman (2.0) - 2.0 at StL
Dorsey (2.0) - 1.0 at Sea., 1.0 at StL
McDonald (0.5) - 0.5 vs. GB
J. Smith (0.5) - 0.5 at StL

INTERCEPTIONS (3)

Reid (2) - 1-0 vs. GB; 1-1 at Sea.
Whitner (1) - 1-0 at StL

SINGLE-GAME BESTS

Tackles: 16 by NaVorro Bowman vs. Ind.
Tackles for Loss: 4.0 two times, last by NaVorro Bowman at StL
Sacks: 2.0 , two times, last by NaVorro Bowman at StL
Passes Defensed: 3 by Tarell Brown at StL
Interceptions: 1, three times, last by Donte Whitner at StL
Forced Fumbles: 1, two times, last by NaVorro Bowman at StL
Fumble Recoveries: 1, two times, last by Tony Jerod-Eddie at StL
Special Teams Tackles: 2, two times, last by five players at StL

SPECIAL TEAMS

PLAYER	Tot	Solo	Ast	KDs	FF	FR	BP	PTS
C. Spillman	3	2	1	1	0	0	2	117
C. Dahl	1	1	0	2	0	0	3	93
D. Skuta	2	2	0	2	0	0	0	91
A. Dixon	1	0	1	1	0	0	0	82
M. Wilhoite	1	1	0	0	0	0	0	79
B. Ventrone	0	0	0	0	0	0	0	76
T. Brock	1	1	0	0	0	0	0	61
P. Dawson	0	0	0	0	0	0	0	58
N. Moody	0	0	0	0	0	0	0	44
D. Kilgore	0	0	0	2	0	0	0	43
P. Cox	0	0	0	3	0	0	0	41
A. Lee	0	0	0	0	0	0	0	41
V. McDonald	0	0	0	0	0	0	0	38
C. Lemonier	1	0	1	0	0	0	0	35
K. McDermott	0	0	0	0	0	0	0	32
K. Osgood	0	0	0	1	0	0	0	29
D. Dobbs	0	0	0	0	0	0	0	29
G. Celek	0	0	0	0	0	0	0	25
E. Reid	1	1	0	0	0	0	1	24
K. Williams	0	0	0	0	0	0	0	24
B. Miller	0	0	0	0	0	0	0	20
A. Brooks	0	0	0	0	0	0	0	20
T. Brown	0	0	0	0	0	0	0	20
A. Smith	0	0	0	0	0	0	0	20
J. Smith	0	0	0	0	0	0	0	20
P. Willis	0	0	0	0	0	0	0	20
M. Moore	0	0	0	0	0	0	0	17
A. Boone	0	0	0	0	0	0	0	16
A. Davis	0	0	0	0	0	0	0	16
M. Iupati	0	0	0	0	0	0	0	16
A. Snyder	0	0	0	0	0	0	0	16
J. Staley	0	0	0	0	0	0	0	16
R. McDonald	0	0	0	0	0	0	0	16
G. Dorsey	0	0	0	0	0	0	0	14
Q. Patton	0	0	0	0	0	0	0	12
T. Jerod-Eddie	0	0	0	0	0	0	0	8
I. Williams	0	0	0	0	0	0	0	8
N. Bowman	0	0	0	0	0	0	0	8
TOTALS	11	8	3	12	0	0	6	1345

Special Teams Key: Tot (total tackles), Solo (solo tackle), Ast (assisted tackle), KDs (knock down), FF (forced fumble), FR (fumble recovery), BP (big play), PTS (production points as graded by coaching staff)

[illegible]

Conversions	9	3	3	6	21
Attempts	18	12	12	15	57
Percentage	50.0	25.0	25.0	40.0	36.8

Conversions	1	0	1	1	3
Attempts	1	1	1	1	4

49ers 38:35 23:17 23:35 31:45 **29:18**

Plays	75	51	53	65	244
Yards	494	207	254	370	1,325
Average	6.6	4.1	4.8	5.7	5.4

Attempts	34	20	23	40	117
Yards	90	100	115	219	524
Average	2.6	5.0	5.0	5.5	4.5

Net	404	107	139	151	801
Sacks	2	3	3	2	10
Yards	8	20	11	16	55
Gross	412	127	150	167	856
Attempts	39	28	27	23	117
Completions	27	13	13	15	68
Percentage	69.2	46.4	48.1	65.2	58.1
Interceptions	0	3	1	0	4

Number	5	4	7	7	23
Average	47.2	49.0	43.6	54.7	48.7
Net	38.2	36.3	38.4	52.0	42.1

Number	11	12	6	10	39
Yards	85	121	48	85	339

Number	0	2	1	2	5
Lost	0	2	1	2	5

Number	5	2	1	3	11
Touchdowns	3	0	1	3	7
Field Goals	2	1	0	0	3

Rushing	1	0	1	3	5
Passing	3	0	0	2	5
Returns	0	0	0	0	0

2013 49ERS DEFENSIVE GAME-BY-GAME TEAM STATISTICS

[illegible]

Third Down

Conversions	4	5	5	3	17
Attempts	10	16	12	17	55
Percentage	40.0	31.3	41.7	17.6	30.9

4th Down

Conversions	0	1	0	0	1
Attempts	0	2	0	0	2

Time of Possession

Opponents 21:25 36:43 36:25 28:15 **30:42**

Total Net Yards

Plays	58	70	67	65	260
Yards	385	290	336	188	1,199
Average	6.6	4.1	5.0	2.9	4.6

Rushing

Attempts	19	47	40	19	125
Yards	63	172	184	18	437
Average	3.3	3.7	4.6	0.9	3.5

Passing

Net	322	118	152	170	762
Sacks	2	4	1	5	12
Yards	11	24	7	32	74
Gross	333	142	159	202	836
Attempts	37	19	26	41	123
Completions	21	8	17	19	65
Percentage	56.8	42.1	65.4	46.3	52.8
Interceptions	1	1	0	1	3

Punting

Number	6	5	4	11	26
Average	46.2	34.0	48.0	44.5	43.4
Net	44.8	34.0	44.5	42.7	41.8

Penalties

Number	5	10	1	8	24
Yards	44	84	10	82	220

Fumbles

Number	1	1	0	2	4
Lost	1	0	0	1	2

Red Zone

Number	4	6	4	1	15
Touchdowns	4	3	3	1	11
Field Goals	0	2	1	0	3

Touchdowns

Rushing	1	2	3	0	6
Passing	3	1	0	1	5
Returns	0	0	0	0	0

2013 SAN FRANCISCO 49ERS TEAM HIGHS & LOWS

SAN FRANCISCO 49ERS

	Bests/High	Opponent	Date		Worsts/Lows	Opponent	Date
First Downs	23	vs. Green Bay	9/8/13		12	at Seattle	9/15/13
Third-Down %	9-18-50%	vs. Green Bay	9/8/13		3-12-25%	2 times, last vs. Ind.	9/22/13
Total Net Yards	494	vs. Green Bay	9/8/13		207	at Seattle	9/15/13
Offensive Plays	75	vs. Green Bay	9/8/13		51	at Seattle	9/15/13
Avg. Per Play	6.6	vs. Green Bay	9/8/13		4.1	at Seattle	9/15/13
Rushing Yards	219	at St. Louis	9/26/13		90	vs. Green Bay	9/8/13
Rushes	40	at St. Louis	9/26/13		20	at Seattle	9/15/13
Rushing Avg.	5.5	at St. Louis	9/26/13		2.6	vs. Green Bay	9/8/13
Net Passing Yards	404	vs. Green Bay	9/8/13		107	at Seattle	9/15/13
Completions	27	vs. Green Bay	9/8/13		13	2 times, last vs. Ind.	9/22/13
Attempts	39	vs. Green Bay	9/8/13		23	at St. Louis	9/26/13
Completions %	69.2	vs. Green Bay	9/8/13		46.4	at Seattle	9/15/13
Avg. Gain Per Passing Play	9.9	vs. Green Bay	9/8/13		3.5	at Seattle	9/15/13
Interceptions Thrown	0	2 times, last at StL	9/26/13		3	at Seattle	9/15/13
Fumbles Lost	0	vs. Green Bay	9/8/13		2	2 times, last at StL	9/26/13
Turnovers	0	vs. Green Bay	9/8/13		5	at Seattle	9/15/13
Penalties	6	vs. Indianapolis	9/22/13		12	at Seattle	9/15/13
Penalty Yards	48	vs. Indianapolis	9/22/13		121	at Seattle	9/15/13
Gross Punting Avg.	54.7	at St. Louis	9/26/13		43.6	vs. Indianapolis	9/22/13
Net Punting Avg.	52.0	at St. Louis	9/26/13		36.3	at Seattle	9/15/13
Time of Poss.	38:35	vs. Green Bay	9/8/13		23:17	at Seattle	9/15/13

OPPONENTS

	Worsts/Lows	Opponent	Date		Bests/Highs	Opponent	Date
First Downs	14	at St. Louis	9/26/13		23	2 times, last vs. Ind.	9/22/13
Third-Down %	3-17-18%	at St. Louis	9/26/13		5-12-42%	vs. Indianapolis	9/22/13
Total Net Yards	188	at St. Louis	9/26/13		385	vs. Green Bay	9/8/13
Offensive Plays	58	vs. Green Bay	9/8/13		70	at Seattle	9/15/13
Avg. Per Play	2.9	at St. Louis	9/26/13		6.6	vs. Green Bay	9/8/13
Rushing Yards	18	at St. Louis	9/26/13		179	vs. Indianapolis	9/22/13
Rushes	19	2 times, last at StL	9/26/13		47	at Seattle	9/15/13
Rushing Avg.	0.9	at St. Louis	9/26/13		4.6	vs. Indianapolis	9/22/13
Net Passing Yards	118	at Seattle	9/15/13		322	vs. Green Bay	9/8/13
Completions	8	at Seattle	9/15/13		21	vs. Green Bay	9/8/13
Attempts	19	at Seattle	9/15/13		41	at St. Louis	9/26/13
Completions %	42.1	at Seattle	9/15/13		66.7	vs. Indianapolis	9/22/13
Avg. Gain Per Passing Play	3.7	at St. Louis	9/26/13		8.3	vs. Green Bay	9/8/13
Interceptions Thrown	1	3 times, last at StL	9/26/13		0	vs. Indianapolis	9/22/13
Fumbles Lost	1	2 times, last at StL	9/26/13		0	2 times, last vs. Ind.	9/22/13
Turnovers	2	2 times, last at StL	9/26/13		0	vs. Indianapolis	9/22/13
Penalties	10	at Seattle	9/15/13		1	vs. Indianapolis	9/22/13
Penalty Yards	84	at Seattle	9/15/13		10	vs. Indianapolis	9/22/13
Gross Punting Avg.	34.0	at Seattle	9/15/13		48.0	vs. Indianapolis	9/22/13
Net Punting Avg.	34.0	at Seattle	9/15/13		44.8	vs. Green Bay	9/8/13
Time of Poss.	21:25	vs. Green Bay	9/8/13		36:43	at Seattle	9/15/13

2013 SAN FRANCISCO 49ERS INDIVIDUAL HIGHS

Long Plays		Player	Opponent	Date
Longest Run (yards)	34t	Frank Gore	at St. Louis	9/26/13
Longest TD Run (yards)	34t	Frank Gore	at St. Louis	9/26/13
Longest Pass Completion (yards)	43	Colin Kaepernick - Anquan Boldin	vs. Green Bay	9/8/13
Longest TD Pass	20	Two times, most recently		
		Colin Kaepernick - Anquan Boldin	at St. Louis	9/26/13
Longest Punt Return (yards)	14	Kyle Williams	vs. Indianapolis	9/22/13
Longest Kickoff Return (yards)	30	Two times, most recently		
		Anthony Dixon	vs. Green Bay	9/8/13
Longest Interception Return (yards)	1	Eric Reid	at Seattle	9/15/13
Longest Punt (yards)	62	Andy Lee	vs. Indianapolis	9/22/13
Longest Field Goal (yards)	33	Phil Dawson	vs. Green Bay	9/8/13
Single-Game Highs		Player	Opponent	Date
Most Points Scored	12	Vernon Davis	vs. Green Bay	9/8/13
Most Touchdowns	2	Vernon Davis	vs. Green Bay	9/8/13
Most Field Goals	2	Phil Dawson	vs. Green Bay	9/8/13
Most Field Goal Attempts	3	Phil Dawson	vs. Green Bay	9/8/13
Most Rushing Yards	153	Frank Gore	at St. Louis	9/26/13
Most Rushing Attempts	21	Frank Gore	vs. Green Bay	9/8/13
Highest Rushing Avg. (Min. 10 att.)	7.7	Frank Gore	at St. Louis	9/26/13
Most Pass Completions	27	Colin Kaepernick	vs. Green Bay	9/8/13
Most Pass Attempts	39	Colin Kaepernick	vs. Green Bay	9/8/13
Most Gross Passing Yards	412	Colin Kaepernick	vs. Green Bay	9/8/13
Highest Avg. Yards/Per Att. (Min. 10 att.)	9.9	Colin Kaepernick	vs. Green Bay	9/8/13
Fewest Interceptions Thrown (Min. 10 att.)	0	Two times, most recently		
		Colin Kaepernick	at St. Louis	9/26/13
Fewest Times Sacked (Min. 10 att.)	2	Two times, most recently		
		Colin Kaepernick	at St. Louis	9/26/13
Most Receptions	13	Anquan Boldin	vs. Green Bay	9/8/13
Most Receiving Yards	208	Anquan Boldin	vs. Green Bay	9/8/13
Most Punt Returns	2	Kyle Williams	vs. Green Bay	9/8/13
Most Punt Return Yardage	14	Kyle Williams	vs. Indianapolis	9/22/13
Most Kickoff Returns	2	Two times, most recently		
		Kendall Hunter	vs. Indianapolis	9/22/13
Most Kickoff Return Yardage	52	Perrish Cox	at Seattle	9/15/13
Most Interceptions	1	Three times, most recently		
		Donte Whitner	at St. Louis	9/26/13
		Eric Reid	at Seattle	9/15/13
Most Tackles	16	NaVorro Bowman	vs. Indianapolis	9/22/13
Most Sacks	2.0	Two times, most recently		
		NaVorro Bowman	at St. Louis	9/26/13

Italics denotes postseason contest

2013 SAN FRANCISCO 49ERS TURNOVER BREAKDOWN

TAKEAWAYS

Date	Opponent	Turnover	Starting L.O.S	Point of Turnover	Resulting L.O.S.	Qtr.	Result (pts)
9/8	GB	T. Brown FR (N. Bowman FF)	GB 10	GB 13	GB 14	2	Touchdown (7)
		E. Reid INT (A. Rodgers)	GB 41	SF 44	SF 44	2	Missed FG (0)
9/15	at Sea.	E. Reid INT (R. Wilson)	SEA 30	SF 24	SF 25	1	Punt (0)
9/22	Ind.	None					
9/26	at StL	D. Whitner INT (S. Bradford)	SF 34	SF 0	SF 20	2	Touchdown (7)
		T. Jerod-Eddie FR (N. Bowman FF)	STL 25	STL 18	STL 3	4	Touchdown (7)

Regular Season Totals: 5 takeaways resulted in 21 points

GIVEAWAYS

Date	Opponent	Turnover	Starting L.O.S	Point of Turnover	Resulting L.O.S.	Qtr.	Result (pts)
9/8	GB	None					
9/15	at Sea.	C. Kaepernick INT (E. Thomas)	SEA 5*	SEA 1	SEA 12	1	Interception (0)
		C. Kaepernick FUMBLE (C. Avril FF)	SF 40	SF 33	SF 29	2	Field Goal (3)
		C. Kaepernick INT (R. Sherman)	SF 19	SEA 47	SF 25	4	Field Goal (3)
		C. Kaepernick INT (K. Chancellor)	SF 13	SF 32	SF 2	4	Touchdown (7)
		P. Cox FUMBLE (H. Farwell FF) (ST)	SEA 35	SF 20	SF 20	4	End of Game (0)
9/22	Ind.	C. Kaepernick FUMBLE (J. Freeman FF)	SF 11	SF 8	SF 8	4	Touchdown (7)
		C. Kaepernick INT (C. Vaughn)	IND 21	IND 3	IND 4	4	End of Game (0)
9/26	StL	F. Gore FUMBLE (A. Ogletree FF)	SF 29	SF 42	SF 44	3	Punt (0)
		C. Kaepernick FUMBLE	SF 25	SF 22	SF 24	4	Touchdown (8)

Regular Season Totals: 9 giveaways resulted in 28 points

L.O.S. - Line of scrimmage

* - Red zone play

ST - Special teams play

(TB) - Touchback

GAME-BY-GAME TURNOVER DIFFERENTIAL

Date	Opp	Takeaways	Giveaways	Game Total	Total
9/8	GB	2	0	+2	+2
9/15	at Sea.	1	5	-4	-2
9/22	Ind.	0	2	-2	-4
9/26	at StL	2	2	0	-4
10/6	Hou.				
10/13	Arz.				
10/20	at Ten.				
10/27	at Jax.				
11/10	Car.				
11/17	at NO				
11/25	at Was.				
12/1	StL				
12/8	Sea.				
12/15	at TB				
12/23	Atl.				
12/29	at Arz.				

2013 SAN FRANCISCO 49ERS THIRD DOWN EFFICIENCY

49ERS THIRD-AND ...

Date	Opp	1	2	3	4	5	6	7	8	9	10	10+	Totals
9/8	GB	1/1	1/1	0/0	1/1	2/4	1/2	0/1	1/1	2/2	0/1	0/4	9/18
9/15	at Sea.	1/1	0/0	0/1	1/2	0/1	0/1	1/1	0/0	0/0	0/2	0/3	3/12
9/22	Ind.	0/0	1/1	0/1	0/3	0/0	0/1	1/2	1/1	0/0	0/2	0/1	3/12
9/26	at StL	0/1	1/1	0/0	0/1	0/1	0/0	0/1	0/1	1/1	1/2	3/6	6/15
10/6	Hou.												
10/13	Arz.												
10/20	at Ten.												
10/27	at Jax.												
11/10	Car.												
11/17	at NO												
11/25	at Was.												
12/1	StL												
12/8	Sea.												
12/15	at TB												
12/23	Atl.												
12/29	at Arz.												
Regular Season Totals:		2/3	3/3	0/2	2/7	2/6	1/4	2/5	2/3	3/3	1/7	3/14	21/57
		66.7	100.0	0.0	28.6	33.3	25.0	40.0	66.7	100.0	14.3	21.4	36.8

OPPONENTS THIRD-AND ...

Date	Opp	1	2	3	4	5	6	7	8	9	10	10+	Totals
9/8	GB	2/2	0/1	0/1	1/1	0/0	0/0	0/1	0/1	0/0	0/1	1/2	4/10
9/15	at Sea.	1/2	0/0	0/0	1/2	0/0	0/1	1/2	1/1	0/0	0/2	1/6	5/16
9/22	Ind.	1/2	0/2	2/2	0/0	1/1	0/0	0/0	0/0	1/2	0/2	0/1	5/12
9/26	at StL	0/1	0/2	0/0	0/0	0/0	0/1	0/1	2/2	1/2	0/4	0/4	3/17
10/6	Hou.												
10/13	Arz.												
10/20	at Ten.												
10/27	at Jax.												
11/10	Car.												
11/17	at NO												
11/25	at Was.												
12/1	StL												
12/8	Sea.												
12/15	at TB												
12/23	Atl.												
12/29	at Arz.												
Regular Season Totals:		4/7	0/5	2/3	2/3	1/1	0/2	1/4	3/4	2/4	0/9	2/13	17/55
		57.1	0.0	66.7	66.7	100.0	0.0	25.0	75.0	50.0	0.0	15.4	30.9

2013 SAN FRANCISCO 49ERS RED ZONE PRODUCTION

SAN FRANCISCO 49ERS

Date	Opp	Poss	TD	PAT	2-Pt.	FG	MFG	INT	FUM	DWNS/ Punt	HF	GM	PTS	TD%	SCORE PCT.	PTS/ POSS
9/8	GB	5	3	3	0	2	0	0	0	0	0	0	27	60.0%	100.0%	5.4
9/15	at Sea.	2	0	0	0	1	0	1	0	0	0	0	3	0.0%	50.0%	1.5
9/22	Ind.	1	1	1	0	0	0	0	0	0	0	0	7	100.0%	100.0%	7.0
9/26	at StL	3	3	3	0	0	0	0	0	0	0	0	21	100.0%	100.0%	7.0
10/6	Hou.															
10/13	Arz.															
10/20	at Ten.															
10/27	at Jax.															
11/10	Car.															
11/17	at NO															
11/25	at Was.															
12/1	StL															
12/8	Sea.															
12/15	at TB															
12/23	Atl.															
12/29	at Arz.															
TOTALS		11	7	7	0	3	0	1	0	0	0	0	58	63.6%	90.9%	5.3

OPPONENTS

Date	Opp	Poss	TD	PAT	2-Pt.	FG	MFG	INT	FUM	DWNS/ Punt	HF	GM	PTS	TD%	SCORE PCT.	PTS/ POSS
9/8	GB	4	4	4	0	0	0	0	0	0	0	0	28	100.0%	100.0%	7.0
9/15	at Sea.	6	3	3	0	2	0	0	0	0	0	1	27	50.0%	83.3%	4.5
9/22	Ind.	4	3	3	0	1	0	0	0	0	0	0	24	75.0%	100.0%	6.0
9/26	at StL	1	1	0	1	0	0	0	0	0	0	0	8	100.0%	100.0%	8.0
10/6	Hou.															
10/13	Arz.															
10/20	at Ten.															
10/27	at Jax.															
11/10	Car.															
11/17	at NO															
11/25	at Was.															
12/1	StL															
12/8	Sea.															
12/15	at TB															
12/23	Atl.															
12/29	at Arz.															
TOTALS		15	11	10	1	3	0	0	0	0	0	1	87	73.3%	93.3%	5.8

2013 SAN FRANCISCO 49ERS BIG PLAYS

Rushes of 10-yards or more; Pass completions of 20-yards or more; Returns of 30-yards or more

9/8/13 VS. GREEN BAY

49ERS				PACKERS			
Run	Pass	Ret.	Description	Run	Pass	Ret.	Description
	25		Colin Kaepernick to Vance McDonald		31		Aaron Rodgers to Jordy Nelson
	20t		Colin Kaepernick to Vernon Davis		31		Aaron Rodgers to Eddie Lacy
		30	Perrish Cox kickoff return		22		Aaron Rodgers to Jordy Nelson
	22		Colin Kaepernick to Anquan Boldin		37		Aaron Rodgers to Jordy Nelson
	22		Colin Kaepernick to Anquan Boldin		38		Aaron Rodgers to Randall Cobb
		30	Anthony Dixon kickoff return				
	22		Colin Kaepernick to Anquan Boldin				
	30		Colin Kaepernick to Anquan Boldin				
	37		Colin Kaepernick to Vernon Davis				
15			Colin Kaepernick run				
	43		Colin Kaepernick to Anquan Boldin				
23			Kendall Hunter run				

9/15/13 AT SEATTLE

49ERS				SEAHAWKS			
Run	Pass	Ret.	Description	Run	Pass	Ret.	Description
12			Colin Kaepernick run			33	Golden Tate punt return
28			Colin Kaepernick run	21			Marshawn Lynch run
16			Colin Kaepernick run		35		Russell Wilson to Marshawn Lynch
14			Colin Kaepernick run	14			Marshawn Lynch run
				10			Russell Wilson run
				11			Russell Wilson run
					51		Russell Wilson to Doug Baldwin
				13			Robert Turbin run
				14t			Marshawn Lynch run
					30		Kam Chancellor INT return

9/22/13 VS. INDIANAPOLIS

49ERS				COLTS			
Run	Pass	Ret.	Description	Run	Pass	Ret.	Description
14			Colin Kaepernick run	13			Ahmad Bradshaw run
22			Frank Gore run	15			Andrew Luck run
11			Frank Gore run	16			Donald Brown run
21			Frank Gore run		25		Andrew Luck to Reggie Wayne
13t			Kendall Hunter run	27			Ahmad Bradshaw run
	24		Colin Kaepernick to Anquan Boldin				
	30		Colin Kaepernick to Garrett Celek				

9/26/13 AT ST. LOUIS

49ERS				RAMS			
Run	Pass	Ret.	Description	Run	Pass	Ret.	Description
18			Frank Gore run		20		Sam Bradford to Chris Givens
27			Frank Gore run		27		Sam Bradford to Austin Pettis
	42		Colin Kaepernick to Anquan Boldin				
	20t		Colin Kaepernick to Anquan Boldin				
17			Frank Gore run				
34t			Frank Gore run				
13			Frank Gore run				
12			Kendall Hunter run				
29t			Kendall Hunter run				

THE LAST TIME ...

TEAM TOTALS

Won in Overtime

By 49ers:	11/14/10	49ers win vs. St. Louis, 23-20
By Opponent:	12/2/12	Rams win at St. Louis, 16-13
	1/22/12	Giants win vs. New York, 20-17 – NFC-C

Won by Scoring in the Last Two Minutes of Regulation

By 49ers:	10/16/11	49ers win at Detroit, 25-19 (last score at 1:02)
	1/14/12	49ers win vs. New Orleans, 36-32 (last score at 0:09) – NFC-D
By Opponent:	10/24/10	Panthers win at Carolina, 23-20 (last score at 0:43)
	1/20/91	Giants win vs. New York, 15-13 (last score at 0:00) – NFC-C

Tied Game by Scoring in the Last Two Minutes of Regulation

By 49ers:	11/11/12	49ers tied vs. St. Louis, 24-24 (tied game at 0:03)
By Opponent:	12/2/12	Rams tied at St. Louis, 13-13 (tied game at 0:00)

Shutout

By 49ers:	9/30/12	49ers win at New York Jets, 34-0
	12/29/96	49ers win vs. Philadelphia, 14-0 – NFC-WC
By Opponent:	11/21/10	Buccaneers win vs. Tampa Bay, 21-0

Won by 20-or-More Points

By 49ers:	9/26/13	49ers win at St. Louis, 35-11
	1/29/95	49ers win at San Diego, 49-26 – SB XXIX
By Opponent:	9/22/13	Colts win vs. Indianapolis, 27-7
	1/12/03	Buccaneers win at Tampa Bay, 31-6 – NFC-D

Won After Trailing by 20-or-More Points

By 49ers:	10/2/11	49ers win at Philadelphia, 24-23 (Eagles ahead 23-3 in 3rd Q)
	1/5/03	49ers win vs. New York, 39-38 (Giants ahead 38-14 in 3rd Q) – NFC-WC
By Opponent:	11/6/88	Cardinals win at Arizona, 24-23 (49ers ahead 23-0 in 3rd Q)

Held a 28-or-More Point Lead

By 49ers:	12/16/12	49ers win at New England, 41-34 (49ers ahead 31-3 in 3rd Q)
	1/29/95	49ers win vs. San Diego, 49-26 (49ers ahead 49-18 in 4th Q) – SB XXIX
By Opponent:	12/23/12	Seahawks win at Seattle, 42-13 (29)
	1/4/87	Giants win at New York, 49-3 (46) – NFC-D

Held a 21-or-More Point Lead

By 49ers:	9/26/13	49ers win at St. Louis, 35-11 (49ers ahead 35-11 in 4th Q)
	1/12/13	49ers win vs. Green Bay, 45-31 (49ers ahead 45-24 in 4th Q) – NFC-D
By Opponent:	9/15/13	Seahawks win at Seattle, 29-3 (26)
	2/3/13	Ravens win vs. Baltimore, 34-31 (Ravens ahead 28-6 in 3rd Q) – SB XLVII

Scored 20-or-More Points in a Quarter

By 49ers:	10/7/12	49ers win vs. Buffalo, 45-3 (21 points, 4th Q)
	1/15/94	49ers win vs. Dallas, 38-28 (21 points, 1st Q) – NFC-D
By Opponent:	12/16/12	Patriots loss at New England, 34-41 (24 points, 4th Q)
	1/12/03	Buccaneers win at Tampa Bay, 31-6 (21 points, 2nd Q) – NFC-D

Scored 20-or-More Points in a Half

By 49ers:	9/26/13	49ers win at St. Louis, 35-11 (21 points, 2nd half)
	2/3/13	49ers loss vs. Baltimore, 31-34 (25 points, 2nd half) – SB XLVII
By Opponent:	9/15/13	Seahawks win at Seattle, 29-3 (24 points, 2nd half)
	2/3/13	Ravens win vs. Baltimore, 34-31 (21 points, 1st half) – SB XLVII

Held Opponent without a Touchdown

By 49ers:	10/29/12	49ers win at Arizona, 24-3 (1 FG)
	12/29/96	49ers win vs. Philadelphia, 14-0 – NFC-WC
By Opponent:	9/15/13	Seahawks win at Seattle, 29-3 (1 FG)
	1/12/03	Buccaneers win at Tampa Bay, 31-6 (2 FG) – NFC-D

Touchdowns Scored by Offense and Defense

By 49ers:	11/25/12	49ers win at New Orleans, 31-21 (2 offense, 2 defense)
	1/3/98	49ers win vs. Minnesota, 38-22 (5 offense, 1 defense) – NFC-D
By Opponent:	10/10/10	Eagles win vs. Philadelphia, 27-24 (2 offense, 1 defense)
	1/13/12	Packers loss vs. Green Bay, 31-45 (3 offense, 1 defense) – NFC-D

THE LAST TIME ...

TEAM TOTALS

Touchdowns Scored by Offense, Defense and Special Teams

By 49ers: 10/4/09 49ers win vs. St. Louis, 35-0 (2 offense, 2 defense, 1 special teams)
By Opponent: 9/23/07 Steelers win at Pittsburgh, 37-16 (2 offense, 1 defense, 1 special teams)

Safety Scored

By 49ers: 11/19/12 Ray McDonald tackled G Chilo Rachal in the end zone vs. Chicago
2/3/13 Sam Koch OB in end zone, forced by Chris Culliver vs. Baltimore - SB XLVII
By Opponent: 9/15/13 Penalty on Bruce Miller enforced in end zone

Successful Two Point Conversion

By 49ers: 11/13/11 Alex Smith pass to Michael Crabtree vs. NY Giants
1/5/03 Jeff Garcia pass to Terrell Owens vs. New York Giants - NFC-WC
By Opponent: 9/26/13 Benny Cunningham run at St. Louis
1/14/12 Drew Brees pass to Darren Sproles vs. New Orleans - NFC-D

Failed Two Point Conversion Attempt

By 49ers: 11/23/08 Pass failed from Shaun Hill to Isaac Bruce at Dallas
2/3/13 Pass failed from Colin Kaepernick to Randy Moss vs. Baltimore - SB XLVII
By Opponent: 10/16/11 Pass failed from Matthew Stafford to Calvin Johnson at Detroit
1/13/02 Pass failed from Brett Favre to Bubba Franks at Green Bay - NFC-WC

OFFENSIVE TOTALS

500-or-More Total Net Yards of Offense

By 49ers: 10/7/12 49ers win vs. Buffalo, 45-3 (621; 311 rushing, 310 passing)
1/12/13 49ers win vs. Green Bay, 45-31 (579, 323 rushing, 256 passing) - NFC-D
By Opponent: 12/16/12 Patriots loss at New England, 34-41 (520; 95 rushing, 425 passing)

400-or-More Total Net Yards of Offense

By 49ers: 9/8/13 49ers win vs. Green Bay, 34-28 (494, 90 rushing, 404 passing)
2/3/13 49ers loss vs. Baltimore, 31-34 (468, 182 rushing, 286 passing)
By Opponent: 12/16/12 Patriots loss at New England, 34-41 (520; 95 rushing, 425 passing)
1/20/13 Falcons loss at Atlanta, 24-28 (477, 81 rushing, 396 passing) - NFC-C

300-or-More Net Yards Rushing by Team

By 49ers: 10/7/12 49ers win vs. Buffalo, 45-3 (311)
1/12/13 49ers win vs. Green Bay, 45-31 (323) - NFC-D
By Opponent: 10/8/72 Rams win at Los Angeles, 31-7 (302)

200-or-More Net Yards Rushing by Team

By 49ers: 9/26/13 49ers win at St. Louis, 35-11 (219)
1/12/13 49ers win vs. Green Bay, 45-31 (323) - NFC-D
By Opponent: 9/26/10 Chiefs win at Kansas City, 31-10 (207)
1/4/87 Giants win at New York (216) - NFC-D

Individual 200-Yard Rushing Game

By 49ers: 9/20/09 Frank Gore (16-207-2 TDs) vs. Seattle
By Opponent: Never

Individual 150-Yard Rushing Game

By 49ers: 9/26/13 Frank Gore (20-153-1 TD) at St. Louis
1/12/13 Colin Kaepernick (16-181-2 TDs) vs. Green Bay - NFC-D
By Opponent: 11/7/04 Shaun Alexander (26-160-2 TDs) at Seattle
1/4/87 Joe Morris (24-159, 2 TDs) at New York Giants - NFC-D

Individual 100-Yard Rushing Game

By 49ers: 9/26/13 Frank Gore (20-153-1 TD) at St. Louis
2/3/13 Frank Gore (19-110-1 TD) vs. Baltimore - SB XLVII
By Opponent: 12/23/12 Marshawn Lynch (26-111-1 TD) at Seattle
1/5/03 Tiki Barber (26-115, 1 TD) vs. New York Giants - NFC-WC

Two 100-Yard Rushers in the Same Game

By 49ers: 11/13/77 Wilbur Jackson (22-123) & Delvin Williams (25-110-1 TD) vs. New Orleans
1/12/13 Colin Kaepernick (16-181-2 TDs) and Frank Gore (23-119-1 TD) vs. Green Bay - NFC-D
By Opponent: 11/8/53 Skeets Quinlan (11-119) & Tank Younger (12-101-1 TD) at Los Angeles Rams

THE LAST TIME ...

OFFENSIVE TOTALS

Consecutive 100-Yard Rushing Games

By 49ers:	10/2/11-11/6/11	Frank Gore (15-127-1 TD) at Phi.; Frank Gore (20-125-1 TD) vs. TB; Frank Gore (15-141-1 TD) at Det., Frank Gore (31-134-1 TD) vs. Cle., Frank Gore (19-107) at Was.
By Opponent:	10/14/12-10/18/12 12/31/83-1/8/84	Ahmad Bradshaw (27-116-1 TD) vs. New York Giants; Marshawn Lynch (19-103) vs. Seattle <i>Billy Sims [20-114-2 TDs] vs. Detroit - NFC-D; John Riggins [36-123-2 TDs] at Washington - NFC-C</i>

Combined 200-Yard Rushing by Two Players

By 49ers:	9/26/13 1/12/13	202 by Frank Gore (20-153-1 TD) and Kendall Hunter (11-49-1 TD) at St. Louis 300 by Colin Kaepernick (16-181-2 TDs) and Frank Gore (23-119-1 TD) vs. Green Bay - NFC-D
By Opponent:	10/8/72	211 by Bob Thomas (19-142) and Larry Smith (2-69-1 TD) at Los Angeles

Individual with 30-or-More Carries

By 49ers:	10/30/11	Frank Gore (31-134) vs. Cleveland
By Opponent:	12/21/08 1/8/84	Steven Jackson (32-108) at St. Louis <i>John Riggins (36-123) at Washington - NFC-C</i>

Individual with 25-or-More Carries

By 49ers:	10/30/11 1/3/98	Frank Gore (31-134) vs. Cleveland <i>Terry Kirby (25-120) vs. Minnesota - NFC-D</i>
By Opponent:	9/15/13 1/5/03	Marshawn Lynch (28-98-2 TDs) at Seattle <i>Tiki Barber (26-115) vs. New York Giants - NFC-WC</i>

Rushing Play of 80-or-More Yards

By 49ers:	9/20/09 1/1/89	80t by Frank Gore vs. Seattle <i>80t by Roger Craig vs. Minnesota - NFC-D</i>
By Opponent:	12/9/07	84t by Chester Taylor vs. Minnesota

Rushing Play of 60-or-More Yards

By 49ers:	10/17/10 1/1/89	64 by Frank Gore vs. Oakland <i>80t by Roger Craig vs. Minnesota - NFC-D</i>
By Opponent:	12/9/07	84t by Chester Taylor vs. Minnesota

Rushing Play of 40-or-More Yards

By 49ers:	12/9/12 1/12/13	50t by Colin Kaepernick vs. Miami <i>56t by Colin Kaepernick vs. Green Bay - NFC-D</i>
By Opponent:	10/17/10 12/31/83	43 by Louis Murphy vs. Oakland <i>56 by Billy Sims vs. Detroit - NFC-D</i>

Individual with Two-or-More Rushing Touchdowns

By 49ers:	1/2/11 1/20/13	Brian Westbrook (13-79-2 TDs) vs. Arizona <i>Frank Gore (21-90-2 TDs) at Atlanta - NFC-C</i>
By Opponent:	9/15/13 1/12/03	Marshawn Lynch (28-98-2 TDs) at Seattle <i>Mike Alstott (17-60, 2 TDs) at Tampa Bay - NFC-D</i>

400 Net Yards Passing by Team

By 49ers:	9/8/13	49ers win vs. Green Bay, 34-28 (404)
By Opponent:	12/16/12 1/14/12	Patriots loss at New England, 34-41 (425) <i>Saints loss vs. New Orleans, 32-36 (435) - NFC-D</i>

300 Net Yards Passing by Team

By 49ers:	9/8/13 1/5/03	49ers win vs. Green Bay, 34-28 (404) <i>49ers win vs. New York Giants, 39-38 (356) - NFC-WC</i>
By Opponent:	12/16/12 1/20/13	Patriots loss at New England, 34-41 (425) <i>Falcons loss at Atlanta, 24-28 (396)</i>

Individual with 50-or-More Pass Attempts

By 49ers:	10/10/04 1/6/96	Tim Rattay (57-38-417-0 INTs-2 TDs) at Arizona <i>Steve Young (65-32-328-2 INTs-0 TDs) vs. Green Bay - NFC-D</i>
By Opponent:	12/16/12 1/22/12	Tom Brady (65-36-443-2 INTs-1 TD) at New England <i>Eli Manning (58-32-316-0-2 TDs) vs. New York Giants - NFC-C</i>

Individual with 40-or-More Pass Attempts

By 49ers:	9/26/10 1/14/12	Alex Smith (42-23-232-1 INT-1 TD) at Kansas City <i>Alex Smith (42-24-299-0 INTs-3 TDs) vs. New Orleans - NFC-D</i>
By Opponent:	9/26/13 1/20/13	Sam Bradford (41-19-202-1 INT-1 TD) <i>Matt Ryan (42-30-396-1 INTs-3 TDs) at Atlanta - NFC-C</i>

THE LAST TIME ...

OFFENSIVE TOTALS

Individual with 30-or-More Pass Completions

By 49ers:	12/14/08	Shaun Hill (46-30-233-0 INTs-0 TDs) at Miami
	1/6/96	Steve Young (65-32-328-2 INT-0 TD) vs. Green Bay – NFC-D
By Opponent:	12/16/12	Tom Brady (65-36-443-2 INTs-1 TD) at New England
	1/20/13	Matt Ryan (42-30-396-1 INTs-3 TDs) at Atlanta - NFC-C

Individual with 25-or-More Pass Completions

By 49ers:	9/8/13	Colin Kaepernick (39-27-412-0 INTs-3 TDs) vs. Green Bay
	1/5/03	Jeff Garcia (44-27-331-1 INT-3 TDs) vs. New York Giants – NFC-WC
By Opponent:	12/16/12	Tom Brady (65-36-443-2 INTs-1 TD) at New England
	1/20/13	Matt Ryan (42-30-396-1 INTs-3 TDs) at Atlanta - NFC-C

No Sacks Allowed

By 49ers:	11/25/12	49ers win at New Orleans, 31-21 (25 attempts by Colin Kaepernick)
	1/5/03	49ers win vs. New York Giants, 39-38 (44 attempts – Jeff Garcia) – NFC-WC
By Opponent:	10/14/12	Giants win vs. New York (28 attempts – Eli Manning)
	1/7/95	49ers win vs. Chicago, 44-15 (19 attempts – Steve Walsh) – NFC-D

Individual 300-Yard Passing Game

By 49ers:	9/8/13	Colin Kaepernick (39-27-412-0 INTs-3 TDs) vs. Green Bay
	2/3/13	Colin Kaepernick (28-16-302-1 INT-1 TD) vs. Baltimore - SB XLVII
By Opponent:	12/16/12	Tom Brady (65-36-443-2 INTs-1 TD) at New England
	1/20/13	Matt Ryan (42-30-396-1 INTs-3 TDs) at Atlanta - NFC-C

Consecutive 300-Yard Passing Games

By 49ers:	12/10/00-12/17/00	Jeff Garcia (38-25-305-2 INTs-2 TDs) vs. New Orleans; Garcia (44-36-402-0 INTs-2 TDs) vs. Chicago
By Opponent:	10/24/10-10/31/10	Matt Moore (41-28-308-1 INT-2 TDs) at Carolina; Kyle Orton (40-28-369-1 INT-1 TD) vs. Denver
	1/14/12-1/22/12	Drew Brees (63-40-462-2 INTs-4 TDs) vs. New Orleans - NFC-D; Eli Manning (58-32-316-0-2 TDs) vs. New York Giants - NFC-C

Individual Four-or-More Touchdown Passes

By 49ers:	12/16/12	Colin Kaepernick (25-14-216-1 INT-4 TDs) at New England
	1/29/95	Steve Young (36-24-325-0 INT-6 TDs) at San Diego – SB XXIX
By Opponent:	12/23/12	Russell Wilson (21-15-171-1 INT-4 TDs) at Seattle
	1/14/12	Drew Brees (63-40-462-2 INTs-4 TDs) vs. New Orleans – NFC-D

Individual with Three-or-More Touchdown Passes

By 49ers:	9/8/13	Colin Kaepernick (39-27-412-0 INTs-3 TDs) vs. Green Bay
	1/14/12	Alex Smith (42-24-299-0 INTs-3 TDs) vs. New Orleans – NFC-D
By Opponent:	9/8/13	Aaron Rodgers (37-21-333-1 INT-3 TDs) vs. Green Bay
	2/3/13	Joe Flacco (33-22-287-0 INTs-3 TDs) vs. Baltimore - SB XLVII

Individual with 10-or-More Receptions

By 49ers:	9/8/13	Anquan Boldin (13-208-1 TD) vs. Green Bay
	1/6/96	Jerry Rice (11-117) vs. Green Bay – NFC-D
By Opponent:	12/16/12	Brandon Lloyd (10-190) & Aaron Hernandez (10-92-1 TD) at New England
	1/20/13	Julio Jones (11-182-2 TDs) at Atlanta - NFC-C

Individual with 150-Yard Receiving Game

By 49ers:	9/8/13	Anquan Boldin (13-208-1 TD) vs. Green Bay
	1/14/12	Vernon Davis (7-180-2 TDs) vs. New Orleans - NFC-D
By Opponent:	12/30/12	Michael Floyd (8-166-1 TD) vs. Arizona
	1/20/13	Julio Jones (11-182-2 TDs) at Atlanta - NFC-C

Individual with 100-Yard Receiving Game

By 49ers:	9/8/13	Anquan Boldin (13-208-1 TD) vs. Green Bay
	2/3/13	Michael Crabtree (5-109-1 TD) & Vernon Davis (6-104) vs. Baltimore - SB XLVII
By Opponent:	9/8/13	Jordy Nelson (7-130-1 TD) & Randall Cobb (7-108-1 TD) vs. Green Bay
	2/3/13	Anquan Boldin (6-104-1 TD) vs. Baltimore - SB XLVII

Two 100-Yard Receivers in the Same Game

By 49ers:	10/7/12	Michael Crabtree (6-113-1 TD) & Vernon Davis (5-106) vs. Buffalo
	2/3/13	Michael Crabtree (5-109-1 TD) & Vernon Davis (6-104) vs. Baltimore - SB XLVII
By Opponent:	9/8/13	Jordy Nelson (7-130-1 TD) & Randall Cobb (7-108-1 TD) vs. Green Bay
	1/20/13	Julio Jones (11-182-2 TDs) & Roddy White (7-100) at Atlanta - NFC-C

THE LAST TIME ...

OFFENSIVE TOTALS

Consecutive 100-Yard Receiving Games

By 49ers:	12/16/10 & 12/26/10 1/14/12 - 2/3/13	Joshua Morgan (7-106) at San Diego; Michael Crabtree (6-122-1 TD) at St. Louis <i>Vernon Davis (7-180-2 TDs) vs. New Orleans - NFC-D; V. Davis (3-112-2 TDs) vs. New York Giants - NFC-C; Michael Crabtree (9-119-2 TDs) vs. Green Bay - NFC-D; V. Davis (5-106-1 TD) at Atlanta - NFC-C; M. Crabtree (5-109-1 TD) & V. Davis (6-104) vs. Baltimore - SB XLVII</i>
By Opponent:	10/24/10 & 10/31/10 1/20/13 & 2/3/13	David Gettis (8-125-2 TDa) at Carolina; Brandon Lloyd (7-169-1 TD) vs. Denver <i>Julio Jones (11-182-2 TDs) & Roddy White (7-100) at Atlanta - NFC-C; Anquan Boldin (6-104-1 TD) vs. Baltimore - SB XLVII</i>

Pass Play of 80-or-More Yards

By 49ers:	9/25/05	89t, Tim Rattay to Brandon Lloyd vs. Dallas
By Opponent:	10/11/09	90t, Matt Ryan to Roddy White vs. Atlanta

Pass Play of 60-or-More Yards

By 49ers:	12/26/10 1/22/12	60t, Troy Smith to Michael Crabtree at St. Louis <i>73t, Alex Smith to Vernon Davis vs. New York Giants - NFC-C</i>
By Opponent:	12/11/11 1/14/12	60t, John Skelton to Early Doucet at Arizona <i>66t, Drew Brees to Jimmy Graham vs. New Orleans - NFC-D</i>

Pass Play of 40-or-More Yards

By 49ers:	9/26/13 1/12/13	42, Colin Kaepernick to Anquan Boldin at St. Louis <i>44, Colin Kaepernick to Vernon Davis vs. Green Bay - NFC-D</i>
By Opponent:	9/15/13 2/3/13	51, Russell Wilson to Doug Baldwin at Seattle <i>56t, Joe Flacco to Jacoby Jones vs. Baltimore - SB XLVII</i>

Individual with Three-or-More Touchdown Receptions

By 49ers:	10/25/09 1/29/95	Vernon Davis (7-93-3 TDs) at Houston <i>Jerry Rice (10-149-3 TDs) at San Diego - SB XXIX</i>
By Opponent:	9/18/11 1/5/03	Miles Austin (9-143-3 TDs) vs. Dallas <i>Amani Toomer (8-136-3 TDs) vs. New York Giants - NFC-WC</i>

Individual with Two-or-More Touchdown Receptions

By 49ers:	9/8/13 1/12/13	Vernon Davis (6-98-2 TDs) vs. Green Bay <i>Michael Crabtree (9-119-2 TDs) vs. Green Bay - NFC-D</i>
By Opponent:	12/23/12 1/20/13	Doug Baldwin (4-53-2 TDs) at Seattle <i>Julio Jones (11-182-2 TDs) at Atlanta - NFC-D</i>

Led Team in Both Rushing and Receiving Yards in the Same Game

By 49ers:	10/18/12 1/15/94	Frank Gore (16-131 rushing, 5-51 receiving) vs. Seattle <i>Ricky Watters (24-118 rushing, 5-46 receiving) vs. New York Giants - NFC-D</i>
By Opponent:	10/12/08	Correll Buckhalter (18-93-1 TD rushing, 7-85 receiving) vs. Philadelphia

100-Yard Rusher & Receiver in the Same Game

By 49ers:	10/7/12 2/3/13	Frank Gore (14-106-1 TD), Michael Crabtree (6-113-1 TD) & Vernon Davis (5-106) vs. Buffalo <i>Frank Gore (19-110-1 TD), Michael Crabtree (5-109-1 TD) & Vernon Davis (6-104) vs. Baltimore - SB XLVII</i>
By Opponent:	11/11/12 1/5/03	Steven Jackson (29-101-1 TD) & Danny Amendola (11-102) vs. St. Louis <i>Tiki Barber (26-115-1 TD) & Amani Toomer (8-136-3 TDs) vs. New York Giants - NFC-WC</i>

100-Yard Rusher, 100-Yard Receiver & 300-Yard Passer in the Same Game

By 49ers:	10/7/12 2/3/13	Frank Gore (14-106-1 TD), Michael Crabtree (6-113-1 TD), Vernon Davis (5-106) & Alex Smith (24-18-303-0 INTs-3 TDs) vs. Buffalo <i>Frank Gore (19-110-1 TD), Michael Crabtree (5-109-1 TD) & Vernon Davis (6-104) & Colin Kaepernick (28-16302-1 INT-1 TD) vs. Baltimore - SB XLVII</i>
By Opponent:	11/22/09 1/5/03	Ryan Grant (21-129-1 TD), Greg Jennings (5-126-1 TD) & Aaron Rodgers (45-32-344-0 INTs-2 TDs) at Green Bay <i>Tiki Barber (26-115-1 TD), Amani Toomer (8-136-3 TDs), & Kerry Collins (43-29-342-1 INT-4 TDs) vs. New York Giants - NFC-WC</i>

Individual with at Least One Rushing and One Receiving Touchdown in the Same Game

By 49ers:	9/20/10 1/29/95	Frank Gore (20-112-1 TD rushing, 7-56-1 TD receiving) vs. New Orleans <i>Ricky Watters (15-47-1 TD rushing, 3-61-2 TDs receiving) at San Diego - SB XXIX</i>
By Opponent:	9/15/13 1/23/94	Marshawn Lynch (28-98-2 TDs rushing, 3-37-1 TD receiving) at Seattle <i>Emmitt Smith (23-88-1 TD rushing, 7-85-1 TD receiving) at Dallas - NFC-C</i>

THE LAST TIME ...

OFFENSIVE TOTALS

Individual with at Least One Rushing Touchdown and One Touchdown Pass in the Same Game

By 49ers:	11/25/12	Colin Kaepernick (25-16-231-1-1 TD passing, 6-27-1 TD rushing) at New Orleans
	2/3/13	Colin Kaepernick (28-16-302-1 INT-1 TD passing, 7-62-1 TD rushing) vs. Baltimore - SB XLVII
By Opponent:	12/16/12	Tom Brady (65-36-443-2 INTs-1 TD passing, 3-11-1 TD rushing) at New England

No Turnovers

By 49ers:	9/8/13	49ers win vs. Green Bay, 34-28
	1/3/98	49ers win vs. Minnesota, 38-22 - NFC-D
By Opponent:	9/22/13	Colts win vs. Indianapolis, 27-7
	1/22/12	Giants win vs. New York, 20-17 (OT) - NFC-C

Touchdown Scored on First Drive

By 49ers:	12/16/12	49ers win at New England, 41-34
	1/5/03	49ers win vs. New York Giants, 39-38 - NFC-WC
By Opponent:	9/22/13	Colts win vs. Indianapolis, 27-7
	2/3/13	Ravens win vs. Baltimore, 34-31 - SB XLVII

DEFENSIVE TOTALS

Held Opponent Under 200 Net Yards of Total Offense

By 49ers:	9/26/13	49ers win at St. Louis, 35-11 (188, 18 rushing, 170 passing)
	1/15/94	49ers win vs. New York Giants, 44-3 (194; 41 rushing, 153 passing) - NFC-D
By Opponent:	11/24/11	Ravens win at Baltimore, 16-6 (170, 74 rushing, 96 passing)
	1/4/97	Packers win at Green Bay, 35-14 (196; 68 rushing, 128 passing) - NFC-D

Held Opponent Under 300 Net Yards of Total Offense

By 49ers:	9/26/13	49ers win at St. Louis, 35-11 (188, 18 rushing, 170 passing)
	1/9/99	49ers loss at Atlanta, 20-18 (289; 136 rushing, 153 passing) - NFC-D
By Opponent:	9/22/13	Colts win vs. Indianapolis, 27-7 (254; 115 rushing, 139 passing)
	1/12/03	Buccaneers win at Tampa Bay, 31-6 (228; 62 rushing, 166 passing) - NFC-D

Held Opponent Under 50 Yards Rushing

By 49ers:	9/26/13	49ers win at St. Louis, 35-11 (18)
	1/14/12	49ers win vs. New Orleans, 36-32 (37) - NFC-D
By Opponent:	9/26/10	Chiefs win at Kansas City, 31-10 (43)
	1/11/98	Packers win vs. Green Bay, 23-10 (33) - NFC-C

Held Opponent Under 75 Yards Rushing

By 49ers:	9/26/13	49ers win at St. Louis, 35-11 (18)
	1/14/12	49ers win vs. New Orleans, 36-32 (37) - NFC-D
By Opponent:	11/24/11	Ravens win at Baltimore, 16-6 (74)
	1/12/03	Buccaneers win vs. Tampa Bay, 31-6 (62) - NFC-D

Held Opponent Under 100 Yards Rushing

By 49ers:	9/26/13	49ers win at St. Louis, 35-11 (18)
	2/3/13	49ers loss vs. Baltimore, 31-34 (93) - SB XLVII
By Opponent:	9/8/13	Packers loss vs. Green Bay, 28-34 (90)
	1/12/03	Buccaneers win vs. Tampa Bay, 31-6 (62) - NFC-D

Held Opponent Under 100 Net Yards Passing

By 49ers:	10/17/10	49ers win vs. Oakland, 17-9, (69)
	1/4/97	49ers loss at Green Bay, 35-14 (71) - NFC-D
By Opponent:	11/24/11	Ravens win at Baltimore, 16-6 (96)

Held Opponent Under 150 Net Yards Passing

By 49ers:	9/15/13	49ers loss at Seattle, 3-29 (118)
	1/4/98	49ers loss at Green Bay, 35-14 (71) - NFC-D
By Opponent:	9/22/13	Colts win vs. Indianapolis, 27-7 (139)
	1/4/97	Packers win at Green Bay, 35-14 (128) - NFC-D

Interception Return for a Touchdown

By 49ers:	11/25/12	Ahmad Brooks, 50 (QB Drew Brees) and Donte Whitner, 42 (QB Drew Brees) at New Orleans
	1/3/98	Ken Norton, 23 (QB Randall Cunningham) vs. Minnesota - NFC-D
By Opponent:	9/12/10	Marcus Trufant, 32 (QB Alex Smith) at Seattle
	1/12/13	Sam Shields, 52 (QB Colin Kaepernick) vs. Green Bay - NFC-D

THE LAST TIME ...

DEFENSIVE TOTALS

Individual with Three-or-More Interceptions

By 49ers: 10/8/06 Walt Harris (1-Andrew Walter, 2-Marcus Tuiasosopo) vs. Oakland
By Opponent: 11/20/77 Bill Simpson (1-Scott Bull, 2-Jim Plunkett) vs. Los Angeles Rams

Individual with Two-or-More Interceptions

By 49ers: 1/1/12 Tarell Brown (1-Jerious Norwood, 1-Kellen Clemens) at St. Louis
1/15/95 *Eric Davis (2-Troy Aikman) vs. Dallas - NFC-C*
By Opponent: 10/14/12 Antrel Rolle (2 - Alex Smith) vs. New York Giants
1/9/99 *William White (2-Steve Young) at Atlanta - NFC-D*

Seven-or-More Sacks by Team

By 49ers: 1/3/10 49ers win at St. Louis, 28-6 (8)
1/6/85 *49ers win vs. Chicago, 23-0 (9) - NFC-C*
By Opponent: 11/24/11 Ravens win at Baltimore, 16-6 (9)

Six-or-More Sacks by Team

By 49ers: 11/19/12 49ers win vs. Chicago, 32-7 (6)
1/22/12 *49ers loss vs. New York Giants, 17-20 (OT) (6) - NFC-C*
By Opponent: 10/14/12 Giants win vs. New York, 26-3 (6)

Five-or-More Sacks by Team

By 49ers: 9/26/13 49ers win at St. Louis, 35-11 (5)
1/22/12 *49ers loss vs. New York Giants, 17-20 (OT) (6) - NFC-C*
By Opponent: 11/11/12 Rams tie vs. St. Louis, 24-24 (5)

Individual with Three-or-More Sacks

By 49ers: 11/19/12 Aldon Smith (5.5 of QB Jason Campbell) vs. Chicago
1/9/93 *Pierce Holt (3.0 of QB Mark Rypien) vs. Washington - NFC-D*
By Opponent: 11/24/11 Terrell Suggs (3.0 of Alex Smith) at Baltimore
1/17/93 *Tony Casillas (3.0 of QB Steve Young) vs. Dallas - NFC-C*

Individual with Two-or-More Sacks

By 49ers: 9/26/13 NaVorro Bowman (2.0 of Sam Bradford) at St. Louis
1/22/12 *Ray McDonald (2.5 of Eli Manning) vs. New York Giants - NFC-C*
By Opponent: 10/29/12 Daryl Washington (2.0 of Alex Smith) at Arizona
2/3/13 *Paul Kruger (2.0 of Colin Kaepernick) vs. Baltimore - SB XLVII*

Fumble Recovered for Touchdown

By 49ers: 9/30/12 Carlos Rogers recovered a Santonio Holmes fumble and returned it 51 yards at New York Jets
12/26/71 *Bob Hoskins recovered a Gossett fumble in end zone vs. Washington - NFC-D*
By Opponent: 12/2/12 Janoris Jenkins recovered a Colin Kaepernick fumble and returned it 2 yards at St. Louis
1/4/97 *Antonio Freeman recovered an Edgar Bennet fumble in end zone at Green Bay - NFC-D*

SPECIAL TEAMS TOTALS

Kickoff Return for a Touchdown

By 49ers: 9/11/11 Ted Ginn Jr., 102 yards vs. Seattle
1/11/98 *Chuck Levy, 95 yards vs. Green Bay - NFC-C*
By Opponent: 12/12/10 Leon Washington, 92 yards vs. Seattle
2/3/13 *Jacoby Jones, 108 yards vs. Baltimore - SB XLVII*

Kickoff Return for a Touchdown on the Opening Kickoff

By 49ers: 11/10/08 Allen Rossum, 104 yards at Arizona
12/23/72 *Vic Washington, 97 yards vs. Dallas - NFC-D*
By Opponent: [could not find an instance when it occurred]

Punt Return for a Touchdown

By 49ers: 9/11/11 Ted Ginn Jr., 55 yards vs. Seattle
By Opponent: 9/9/12 Randall Cobb, 75 yards at Green Bay
1/4/97 *Desmond Howard, 71 yards at Green Bay - NFC-D*

THE LAST TIME ...

SPECIAL TEAMS TOTALS

Blocked Punt Recovered for Touchdown

By 49ers: 10/3/10 Taylor Mays recovered Michael Koenen's punt (blocked by D. Zeigler) in the end zone at Atlanta
By Opponent: 10/14/90 Bobby Butler recovered Barry Helton's punt (blocked by Thomas) returned 35 yards at Atlanta

Blocked Punt

By 49ers: 9/15/13 Craig Dahl blocked Jon Ryan's punt at Seattle
1/6/90 *Spencer Tillman blocked Bucky Scribner's punt vs. Minnesota – NFC-D*
By Opponent: 12/24/11 Heath Farwell blocked Andy Lee's punt at Seattle
12/16/71 *Jon Jaqua blocked Steve Spurrier's punt vs. Washington – NFC-D*

Blocked PAT

By 49ers: 12/14/09 Ray McDonald blocked a PAT attempt by Neil Rackers vs. Arizona
By Opponent: 11/2/03 Tyoka Jackson blocked a PAT attempt by Todd Peterson vs. St. Louis

Missed (not blocked) PAT

By 49ers: 10/12/03 Owen Pochman at Seattle
By Opponent: 10/31/10 Matt Prater vs. Denver

Blocked Field Goal

By 49ers: 10/14/12 Tarell Brown blocked a 40-yard attempt by Lawrence Tynes vs. New York Giants
By Opponent: 12/23/12 Red Bryant blocked a 21-yd. attempt by David Akers at Seattle

Blocked Field Goal returned for a TD

By 49ers: 9/27/09 Nate Clements, 59-yard return after Ray McDonald blocked a 44-yd. att. by Ryan Longwell at Minnesota
By Opponent: 12/23/12 Richard Sherman, 90-yard after Red Bryant blocked a 21-yd. att. by David Akers at Seattle

Individual with Five-or-More Field Goals

By 49ers: 10/30/05 Joe Nedney (5-6) vs. Tampa Bay
By Opponent: 10/2/05 Neil Rackers (6-6) at Arizona
1/20/91 *Matt Bahr (5-6) vs. New York Giants – NFC-C*

Individual with Four-or-More Field Goals

By 49ers: 12/24/11 David Akers (4-5) at Seattle
1/24/82 *Ray Wersching (4-4) at Cincinnati – SB XVI*
By Opponent: 10/14/12 Lawrence Tynes (4-5) vs. New York Giants
1/20/91 *Matt Bahr (5-6) vs. New York Giants – NFC-C*

Individual with Three-or-More Field goals


By 49ers: 11/19/12 David Akers (3-3) vs. Chicago
2/3/13 *David Akers (3-3) vs. Baltimore – SB XLVII*
By Opponent: 10/14/12 Lawrence Tynes (4-5) vs. New York Giants
1/11/98 *Ryan Longwell (3-4) vs. Green Bay – NFC-C*

Successful Onside Kick

By 49ers: 11/13/11 David Akers kick recovered by 49ers Delanie Walker vs. New York Giants (2nd Q)
By Opponent: 1/1/12 Josh Brown kick recovered by Rams Bryan Kehl at St. Louis (4th Q)

Failed Onside Kick Attempt

By 49ers: 11/8/09 Joe Nedney kick recovered by Gerald McRath vs. Tennessee (4th Q)
By Opponent: 9/26/13 Johnny Hekker kick out of bounds at St. Louis (4th Q)
1/12/13 *Mason Crosby kick recovered Delanie Walker vs. Green Bay (4th Q) – NFC-D*



NNAMDI ASOMUGHA

28

CORNERBACK

H: 6-2 W: 210

BORN 7.6.81 // LAFAYETTE, LA // NARBONNE HS, LOS ANGELES, CA
CALIFORNIA // 11TH YEAR // ACQUIRED FA (PHI) IN '13

A four-time All-Pro and three-time Pro Bowl starter, Asomugha joins the 49ers after spending the last two seasons with the Philadelphia Eagles and the previous eight seasons with the Oakland Raiders. Originally a 1st-round selection by the Raiders in the 2003 NFL Draft, Asomugha returns to the West coast with 131 career starts, 420 tackles, 2.0 sacks, 15 INTs, 2 FFs and 84 PDs. One of the most dedicated athletes in the community, Asomugha became an Ambassador for the United Way of the Bay Area in 2010, and has been a finalist for the Walter Payton Man of the Year Award, which is presented annually by the NFL to honor players' volunteer and charity work in the community, as well as excellence on the field.



- Nnamdi has said in the past, if he wasn't playing football he would be an actor and has already appeared in several television shows including The Game, Friday Night Lights, and Leverage. He would also like to work to become the general manager of an NFL team.
- His bucket list includes: "Winning the Super Bowl and visiting all seven wonders of the world."
- Nnamdi takes time out of his busy schedule every year to return to his alma mater Narbonne HS (Los Angeles, CA) to distribute backpacks to the incoming freshman. He also outfits the football and basketball teams with shoes.
- Formally established in 2005, Nnamdi and his family formed the Asomugha Foundation to have a positive impact on disadvantaged youth in the United States, and the underprivileged orphans and widows in Africa, through education and empowerment. For more information on the Asomugha Foundation please visit www.buildingtoday.org or follow them on Twitter: @AsomughaFNDN

// GOLDMINE

- Asomugha has received numerous awards and recognition for his tireless involvement in the community. In 2009, he joined former President Bill Clinton at the 2009 Meeting of Clinton Global Initiative University hosted by The University of Texas at Austin to discuss the importance of global service and student activism. He has been an invited guest and has participated in the Clinton Global Initiative every year since then. He was also named to the "Dream Team for Public Service" by the Jefferson Awards for Public Service, in 2009. In 2010, he became an Ambassador for the United Way of the Bay Area. In the same year, he was presented with the 2010 Byron "Whizzer" White Award, which is given annually by the NFLPA and honors the NFL player who best served his team, community and country. In 2011, he was one of three finalists for the Walter Payton Man of the Year Award, which is given annually by the NFL, and honors the player's volunteer and charity work and excellence on the field. Asomugha was one of three finalists for the 2012 Bart Starr Award, which is given each year to the NFL player that best exemplifies outstanding character and leadership in the home, on the field and in the community. Was named one of 12 Creative Ambassadors for Philly, in 2012, by the Greater Philadelphia Tourism Marketing Corporation. The Creative Ambassadors are known internationally for their work and community involvement and are picked as influencers for building buzz about Philadelphia. He was the male recipient of the 2012 Henry P. Iba Citizen Athlete Award, which is given every year to a male and female athlete who has excelled in their sport and demonstrates an extreme desire to help others.

ASOMUGHA'S GAME-BY-GAME

2013

Date	Opp	W/L	P/S	Tot	Sol	Ast	Sk	Yds	Int	Yds	PD	FF	FR	Yds
Sep 8	GB	W	1/1	1	0	1	0.0	0.0	0	0	2	0	0	0
Sep 15	at Sea	L	1/0	1	1	0	0.0	0.0	0	0	0	0	0	0
Sep 22	Ind	L	1/0	1	1	0	0.0	0.0	0	0	0	0	0	0
Sep 26	at StL	W	—	—	—	—	—	—	—	—	—	—	—	—
Oct 6	Hou													
Oct 13	Arz													
Oct 20	at Ten													
Oct 27	at Jax													
Nov 10	Car													
Nov 17	at NO													
Nov 25	at Was													
Dec 1	StL													
Dec 8	Sea													
Dec 15	at TB													
Dec 23	Atl													
Dec 29	at Arz													
TOTALS			3/1	3	2	1	0.0	0.0	0	0	2	0	0	0

ASOMUGHA'S CAREER STATISTICS

YEAR	TEAM	GP	GS	TACKLES					INT	INTERCEPTIONS				PD	FUMBLES		
				TOT	SOL	AST	SACKS	YDS		YDS	LG	TD			FF	FR	YDS
2003	OAK	15	1	28	20	8	0.0	0.0	0	0	—	0	0	0	0	0	0
2004	OAK	16	7	45	37	8	1.0	8.5	0	0	—	0	3	0	0	0	0
2005	OAK	16	16	60	55	5	0.0	0.0	0	0	—	0	14	0	0	0	0
2006	OAK	15	15	50	48	2	1.0	7.0	8	59	24t	1	19	1	0	0	0
2007	OAK	15	15	34	32	2	0.0	0.0	1	10	10	0	7	0	0	0	0
2008	OAK	15	15	40	33	7	0.0	0.0	1	0	0	0	9	1	0	0	0
2009	OAK	16	16	34	30	4	0.0	0.0	1	0	0	0	4	0	0	0	0
2010	OAK	14	14	19	17	2	0.0	0.0	0	0	—	0	6	0	0	0	0
2011	PHI	16	15	48	35	13	0.0	0.0	3	10	6	0	8	0	0	0	0
2012	PHI	16	16	59	49	10	0.0	0.0	1	0	0	0	12	0	0	0	0
2013	SF	3	1	3	2	1	0.0	0.0	0	0	—	0	2	0	0	0	0
TOTALS		157	131	420	358	62	2.0	15.5	15	79	24t	1	84	2	0	0	0

Additional Statistics:**Special Teams Tackles:** Regular Season — 7: 2003 (3); 2004 (4)**Special Teams Fumble Recoveries:** 1: 2003 (1)**Blocked Punt:** 1: 2004 (11/7 at Car. by P Todd Sauerbrun)**Milestones:**

NFL Debut: vs. Cin. (9/14/03); **First Start:** vs. Den. (11/30/03); **50th Start:** vs. Den. (12/2/07); **100th Game:** at SD (11/1/09); **100th Start:** at StL (9/11/11); **First INT:** vs. Cle. (10/1/06 — QB Charlie Frye); **First INT Return for a TD:** vs. Pit. (10/29/06 — QB Ben Roethlisberger — 24 yds.); **First FF:** at KC (11/19/06 — QB Trent Green); **First Sack:** (0.5) vs. Buf. (9/19/04 — QB Drew Bledsoe)

ASOMUGHA'S CAREER HIGHS

Total Tackles: Regular Season — 11 vs. Ten. (12/19/04)**Solo:** Regular Season — 10 vs. Ten. (12/19/04)**Assists:** 3 vs. Atl. (11/2/08)**Passes Defensed:** 3 (9 times) Last vs. Det. (10/14/12)**Sacks:** 1.0 at KC (11/19/06)**Interceptions:** 2 (2 times) Last at Cin. (12/10/06)**Interception Yards:** 24 vs. Pit. (10/29/06)**Long Interception Return:** 24 vs. Pit. (10/29/06)**Interception Returns for TDs:** 1 vs. Pit. (10/29/06)**Forced Fumbles:** 1 (2 times) Last at Buf. (9/21/08)



JON BALDWIN

84

WIDE RECEIVER
H: 6-4 W: 230

BORN 8.10.89 // ALIQUIPPA, PA // ALIQUIPPA HS, ALIQUIPPA, PA
PITTSBURGH // 3RD YEAR // ACQUIRED TRADE IN '13

Former first-round draft pick Jon Baldwin joins the 49ers after spending the first two seasons of his NFL career with the Kansas City Chiefs. The big-bodied receiver gives Colin Kaepernick another talented weapon on offense to add to his arsenal. Baldwin's football pedigree runs deep, as his father, Jeffery, played defensive line at the University of Pittsburgh and Jon's cousin, Charles Fisher, played defensive back for the Cincinnati Bengals.

// GOLDMINE

- Baldwin was the fourth, first-round pick out of Aliquippa HS, joining Tampa Bay Buccaneers CB Darrelle Revis, retired NFL CB Ty Law and retired NFL DT Sean Gilbert, "You see the names hung up in the high school, their jerseys hung up and things like that. Being an athlete, those things push you and you want to get where they went. Those things definitely were things that pushed me growing up."

BALDWIN'S GAME-BY-GAME

2013

Date	Opp	W/L	P/S	Rec	Yds	Avg	Lg	TD
Sep 8	GB	W	—	—	INACTIVE	—	—	—
Sep 15	at Sea	L	—	—	INACTIVE	—	—	—
Sep 22	Ind	L	—	—	INACTIVE	—	—	—
Sep 26	at StL	W	1/0	2	19	9.5	15	0
Oct 6	Hou							
Oct 13	Arz							
Oct 20	at Ten							
Oct 27	at Jax							
Nov 10	Car							
Nov 17	at NO							
Nov 25	at Was							
Dec 1	StL							
Dec 8	Sea							
Dec 15	at TB							
Dec 23	Atl							
Dec 29	at Arz							
Totals			1/0	2	19	9.5	15	0

BALDWIN'S CAREER STATISTICS

YEAR	TEAM	GP	GS	NO	RECEIVING				ATT	RUSHING			
					YDS	AVG	LG	TD		YDS	AVG	LG	TD
2011	KC	11	3	21	254	12.1	39t	1	0	0	—	—	0
2012	KC	15	7	20	325	16.3	57	1	0	0	—	—	0
2013	SF	1	0	2	19	9.5	15	0	0	0	—	—	0
TOTALS		27	10	43	598	13.9	57	2	0	0	—	—	0

Milestones:

NFL Debut: at Oak. (10/23/11); **First Reception:** at Oak. (10/23/11 — 14-yd. pass from QB Matt Cassel); **First TD Reception:** vs. SD (10/31/11 — 39-yd. TD pass from QB Matt Cassel)

BALDWIN'S CAREER HIGHS

Receptions: 5 vs. SD (10/31/11)

Receiving Yards: 82 vs. SD (10/31/11)

Long Reception: 57 vs. Ind. (12/23/12)

TD Receptions: 1 (2 times) Last vs. Car. (12/2/12)

// TRANSACTIONS

Originally drafted in the 1st-round (26th overall) by KC in the 2011 NFL Draft...Traded by KC to SF for WR A.J. Jenkins on 8/19/13.

// 2012 (KANSAS CITY)

- Appeared in 15 games (7 starts), tallying 20 receipts. for 325 yds. and 1 TD.
- Hauled in 3 receipts. for 62 yds. at Buf. (9/16).
- Tallied 4 receipts. for 50 yds. vs. SD (9/30).
- Caught 2 receipts for 37 yds. and 1 TD in a win vs. Car. (12/2).
- Notched 2 receipts. for 64 yds., including a career-long 57-yd. receipt. vs. Ind. (12/23).

// 2011 (KANSAS CITY)

- Played in 11 games (3 starts), registering 21 receipts. for 254 yds. and 1 TD in his rookie season. Caught at least 1 pass in every game he played in during the 2011 season.
- Notched 1st career receipt. for a 14-yd. gain in his NFL debut at Oak. (10/23).
- Recorded career-highs vs. SD (10/31) with 5 receipts. for 82 yds. and his 1st career TD on a season-long 39-yd. receipt.

// COLLEGE

Played in 39 games (28 starts) during his career at Pittsburgh, where he caught 128 passes for 2,337 yds. (18.3 avg.) and 16 TDs. The two-time All-Big East first-team selection ranks 8th in career receiving yds. and is t-8th in career receipts. in Pitt Panthers history. In 2010 as a junior, started all 13 games and led Pittsburgh with 53 receipts. for 822 yds. and 5 TDs. Played in 13 games (12 starts) as a sophomore, and recorded 57 receipts. for 1,111 yds. and 8 TDs. His 1,111 yds. receiving in 2009 is 4th best all-time in school history for a single-season. Appeared in all 13 games (3 starts) as a freshman, snagging 18 receipts. for 404 yds. and 3 TDs.

// PERSONAL

- An All-Pennsylvania Class AA first-team selection by the Associated Press, was also named *SuperPrep* All-American and Northeast Offensive Player of the Year while attending Aliquippa (Aliquippa, PA) HS.
- The five-star recruit, according to Scout.com and Rivals.com, was picked to play in the U.S. Army All-American Bowl and Big 33 Football Classic.
- Baldwin also earned First-Team All-State in basketball, averaging 21.9 points, 8.6 rebounds and 2.0 blocks a game his senior year.
- His father, Jeffery, played defensive line at the University of Pittsburgh from 1981-84.
- His cousin, Charles Fisher, played defensive back for the Cincinnati Bengals from 1999-2001.
- Born Jonathan Dupree Baldwin (8/10/89) in Aliquippa, PA.

// INJURY REPORT

2011: Inactive for the first five games of the regular season [vs. Buf. (9/11), at Det. (9/18), at SD (9/25), vs. Min. (10/2) and at Ind. (10/9)] with a thumb injury.

2012: Inactive vs. Cin. (11/18) with a head/neck injury.

BALDWIN'S GAME-BY-GAME

2011 (Kansas City)

Date	Opp	W/L	P/S	Rec	Yds	Avg	Lg	TD
Sep 11	Buf	L	—	INACTIVE (Thumb)	—	—	—	—
Sep 18	at Det	L	—	INACTIVE (Thumb)	—	—	—	—
Sep 25	at SD	L	—	INACTIVE (Thumb)	—	—	—	—
Oct 2	Min	W	—	INACTIVE (Thumb)	—	—	—	—
Oct 9	at Ind	W	—	INACTIVE (Thumb)	—	—	—	—
Oct 23	at Oak	W	1/0	1	14	14.0	14	0
Oct 31	SD	W	1/0	5	82	16.4	39t	1
Nov 6	Mia	L	1/1	1	12	12.0	12	0
Nov 13	Den	L	1/0	1	15	15.0	15	0
Nov 21	at NE	L	1/1	3	16	5.3	10	0
Nov 27	Pit	L	1/0	2	26	13.0	20	0
Dec 4	at Chi	W	1/0	1	7	7.0	7	0
Dec 11	at NYJ	L	1/1	2	28	14.0	18	0
Dec 18	GB	W	1/0	1	17	17.0	17	0
Dec 24	Oak	L	1/0	1	10	10.0	10	0
Jan 1	at Den	W	1/0	3	27	9.0	15	0
TOTALS			11/3	21	254	12.1	39t	1

2012 (Kansas City)

Date	Opp	W/L	P/S	Rec	Yds	Avg	Lg	TD
Sep 9	Atl	L	1/0	0	0	—	—	0
Sep 16	at Buf	L	1/0	3	62	20.7	26	0
Sep 23	at NO	W	1/0	3	36	12.0	14	0
Sep 30	SD	L	1/0	4	50	12.5	25	0
Oct 7	Bal	L	1/1	1	26	26.0	26	0
Oct 14	at TB	L	1/0	2	19	9.5	10	0
Oct 28	Oak	L	1/1	1	7	7.0	7	0
Nov 1	at SD	L	1/0	1	13	13.0	13	0
Nov 12	at Pit	L	1/1	1	11	11.0	11	0
Nov 18	Cin	L	—	INACTIVE (Head/Neck)	—	—	—	—
Nov 25	Den	L	1/1	0	0	—	—	0
Dec 2	Car	W	1/0	2	37	18.5	34	1
Dec 9	at Cle	L	1/1	0	0	—	—	0
Dec 16	at Oak	L	1/1	0	0	—	—	0
Dec 23	Ind	L	1/1	2	64	32.0	57	0
Dec 30	at Den	L	1/0	0	0	—	—	0
TOTALS			15/7	20	325	16.3	57	1



ANQUAN BOLDIN

81

WIDE RECEIVER
H: 6-1 W: 220

BORN 10.3.80 // PAHOKEE, FL // PAHOKEE HS, PAHOKEE, FL
FLORIDA STATE // 11TH YEAR // ACQUIRED TRADE IN '13 - BAL.

One of the most productive wide receivers in recent NFL history, Anquan Boldin returns to the NFC West, after spending three seasons with the Baltimore Ravens. The 10-year veteran and three-time Pro Bowler debuted for the 49ers in historic fashion, earning NFC Offensive Player of the Week in Week 1 by notching 13 receptions for 208 yds., breaking Jerry Rice's franchise record for the most rec. yds. on opening day. Boldin is the fastest player in NFL history to haul in his 400th, 500th and 600th career receptions. He originally entered the NFL as a 2nd round draft pick (54th overall) of the Arizona Cardinals in 2003. Boldin started his NFL career the same way he started his 49ers career, historically, by setting the NFL rookie records for most receptions (101) in a season and most rec. yds. in the first game of a career (217), on his way to earning NFL Offensive Rookie of the Year and Pro Bowl honors. Only one other person in NFL history, besides Boldin, has recorded 10+ receptions and 200+ rec. yds. on Kickoff Weekend, Anquan has done it twice.



- In 2003, set NFL rookie records for the most pass receipts (101), most rec. yds. in the first game of a career (217) and the Cardinals' then single-season receipts. record (101) en route to Offensive Rookie of the Year honors.
- Reached the 4,000-yd. rec. mark in his 48th career game and became the 3rd-fastest player in NFL history to reach the milestone behind Lance Alworth (42) and Randy Moss (47); Charley Hennigan and Jerry Rice also did it in 48 games.
- Despite missing two games in the middle of the 2005 season, caught 102 passes, breaking his previous personal best and franchise record of 101 (2003).
- Boldin joined Pro Football Hall of Famer James Lofton (1978) and Terrell Owens (2004) as the only players in NFL history with 3 TD receipts. in the first home game of a season with a new team.
- Won his first Player of the Week Award (Week 3, 2010); He was the first Baltimore wide receiver to win Offensive Player of the Week since Qadry Ismail in 1999 (Week 14).
- Is the Ravens' all-time playoff leader in receptions (38) rec. yds. (616) and TD receipts (6).

// CAREER HIGHLIGHTS

- Set the 49ers franchise record for most rec. yds. on opening day with 208 yds. vs. GB (9/8). The previous mark of 169 rec. yds. was held by WR Jerry Rice vs. LA (9/5/94).
- There have been only three 10+ catch, 200+ yd. rec. performances on Kickoff Weekend in NFL history and Boldin has two of them. In his NFL debut with the Cardinals, Boldin had 10 receptions for 217 yds. and 2 TDs at Det. (9/7/03), and in his first game with the 49ers he registered 13 receptions for 208 yds. vs. GB (9/8). The only other player with such a game on Kickoff Weekend is Dallas' Frank Clarke, who had 10 receptions for 241 yds. and 3 TDs on 9/16/62.
- Is the fastest player in NFL history to record 600 career receptions., reaching the milestone on 9/26/10 vs. Cle. in his 98th-career game, four games faster than the Colts' Marvin Harrison (102).
- Also holds the NFL record for the fastest to totally 500 career receptions., reaching the milestone on 12/14/08 vs. Min. in his 80th-career game, nine games faster than Denver's Lionel Taylor (89 games).
- Was the fastest in NFL history to reach 400 career receptions., connecting against Atl. (12/23/07) in his 67th-career game, five games faster than the previous record holder (Hall of Famer Kellen Winslow Sr.).
- Recorded the 700th receipt. of his career at Cle. (12/4/11), reaching the milestone in his 123rd game (3rd fastest all-time: Marvin Harrison - 114 and Andre Johnson - 120).
- Finished his Cardinals career as the franchise's all-time receptions. leader (586, since broken by Larry Fitzgerald). Also ranks 3rd in rec. yds. (7,520) and 5th in rec. TDs (44).

BOLDIN'S GAME-BY-GAME

2013

Date	Opp	W/L	P/S	Rec	Yds	Avg	Lg	TD
Sep 8	GB	W	1/1	13	208	16.0	43	1
Sep 15	at Sea	L	1/1	1	7	7.0	7	0
Sep 22	Ind	L	1/1	5	67	13.4	24	0
Sep 26	at StL	W	1/1	5	90	18.0	42	1
Oct 6	Hou							
Oct 13	Arz							
Oct 20	at Ten							
Oct 27	at Jax							
Nov 10	Car							
Nov 17	at NO							
Nov 25	at Was							
Dec 1	StL							
Dec 8	Sea							
Dec 15	at TB							
Dec 23	Atl							
Dec 29	at Arz							
Totals			4/4	24	372	15.5	43	2

// 2013 HIGHLIGHTS

- Boldin hauled in 13 recpts. for 208 yds. and 1 TD vs. GB (9/8). The 208 yds. are the 2nd most in a single-game in his career and his 13 recpts. are t-2nd most in a single-game.
- Set the 49ers franchise record for most rec. yds. on opening day with 208 yds. vs. GB (9/8). The previous mark of 169 yds. was held by WR Jerry Rice vs. LA (9/5/94).
- There have been only three 10+ catch, 200+ yd. rec. performances on Kickoff Weekend in NFL history and Boldin has two of them. In his NFL debut with the Cardinals, Boldin had 10 recpts. for 217 yds. and 2 TDs at Det. (9/7/03), and in his first game with the 49ers he registered 13 recpts. for 208 yds. vs. GB (9/8). The only other player with such a game on Kickoff Weekend is Dallas' Frank Clarke, who had 10 recpts. for 241 yds. and 3 TDs on 9/16/62.
- Boldin is the first 49er to register at least 10 recpts. in a game since TE Vernon Davis notched 10 recpts. for 102 yds. vs. Ten. (11/8/09).
- Boldin tallied 5 recpts. for 90 yds. and 1 TD at StL (9/26). He hauled in his 2nd TD of the season, and 60th of his career, on a 20-yd. TD pass from QB Colin Kaepernick.

// GOLDMINE

- Established the Anquan Boldin Foundation in 2004, which is dedicated to expanding the educational and life opportunities of underprivileged children. Core services of the foundation support after-school programs, full-time scholarships with the support of the University of Phoenix, and dental care and food programs. More information on the Anquan Boldin Foundation is available at www.Q81.org.
- In April of this year, Boldin hosted the ninth annual Q-Festival, with proceeds benefiting his foundation. The weekend-long event takes place in Boldin's hometown area of South Florida and includes free activities for youth and families. This year's activities included a golf tournament, a celebrity basketball game at his alma mater, Pahokee High School, and a "Fun Day in the Park." The golf tournament alone raised \$71,000 and over 3,000 participants attended the three-day event. "We had a great turnout, each year it continues to grow," said Boldin. "We probably had about 20 NFL guys come out and participate. We had nothing but great feedback from the community and as usual I'm looking forward to it again next year."

- This past March, Boldin went on a trip to Senegal, with Arizona Cardinals WR Larry Fitzgerald, to try to help understand and change the mining policies that allow the natives to be stripped from their land and left with nothing. "We wanted to go over there, see the entire process, see how things are run and just come back to the U.S. and advocate for the people who really don't have a voice. We have a trip scheduled to Washington D.C. so that we can actually talk to congress and try to get the policies changed."
- Boldin was inducted into the Palm Beach County Sports Hall of Fame on March 25, 2012, and was honored as a 2012 Distinguished Alumni by the Education Foundation of Palm Beach County, Inc. Another special honor that Boldin has earned in his hometown of Pahokee, FL, is the name of Pahokee High School's football stadium, Anquan Boldin Stadium.
- In April 2012, Boldin made a mission trip to Ethiopia, also with Arizona Cardinals WR Larry Fitzgerald, to bring attention to the horrible drought in East Africa. "One of the villages that we went to had a canal around their crops and they had a huge problem with hippos," he said. "So they needed some kind of protection to keep the hippos out. We went there, bought fences, and built fences around the crops so that the hippos couldn't damage the crops anymore." He also helped build retaining walls in one village so that when it did eventually rain, the villagers could catch the water and grow vegetation.
- He was named the Baltimore Ravens' 2012 and 2010 Walter Payton Man of the Year, as well as the Arizona Cardinals Walter Payton Man of the Year in 2004, for his efforts on and off the field.
- After the destruction of Hurricane Katrina in 2005, Boldin, along with several teammates, visited hurricane refugees that were displaced to Phoenix, AZ. He helped serve food and drinks to the Louisiana residents, while also donating money to the Hurricane Relief Disaster Fund.

BOLDIN'S CAREER STATISTICS

RECEIVING														RUSHING				
YEAR	TEAM	GP	GS	NO	YDS	AVG	LG	TD	ATT	YDS	AVG	LG	TD					
2003	ARZ	16	16	101	1,377	13.6	71t	8	5	40	8.0	23	0					
2004	ARZ	10	9	56	623	11.1	31t	1	1	3	3.0	3	0					
2005	ARZ	14	14	102	1,402	13.7	54t	7	12	45	3.8	11	0					
2006	ARZ	16	16	83	1,203	14.5	64	4	5	28	5.6	18	0					
2007	ARZ	12	11	71	853	12.0	44t	9	1	14	14.0	14	0					
2008	ARZ	12	11	89	1,038	11.7	79t	11	9	67	7.4	30	0					
2009	ARZ	15	15	84	1,024	12.2	44	4	3	12	4.0	5t	1					
2010	BAL	16	16	64	837	13.1	61	7	2	2	1.0	3	0					
2011	BAL	14	14	57	887	15.6	56	3	0	0	—	—	0					
2012	BAL	15	15	65	921	14.2	43	4	1	3	3.0	3	0					
2013	SF	4	4	24	372	15.5	43	2	0	0	—	—	0					
TOTALS		144	141	796	10,537	13.2	79t	60	39	214	5.5	30	1					

PLAYOFFS

YEAR	TEAM	GP	GS	RECEIVING					ATT	RUSHING			
				NO	YDS	AVG	LG	TD		YDS	AVG	LG	TD
2008	ARZ	3	3	14	190	13.6	71t	1	0	0	—	—	0
2009	ARZ	—	—	—	INACTIVE (Ankle/Knee)			—	—	—	—	—	—
2010	BAL	2	2	6	62	10.3	27	1	0	0	—	—	0
2011	BAL	2	2	10	174	17.4	37	1	0	0	—	—	0
2012	BAL	4	4	22	380	17.3	50	4	0	0	—	—	0
TOTALS		11	11	52	806	15.5	71t	7	0	0	—	—	0

Additional Statistics:

Punt Returns — 20: 2003 (20)

Punt Return Yards — 130: 2003 (130)

Fumbles — Lost — 17–12: 3–3 in 2003, 1–1 in 2004, 2–1 in 2005, 1–0 in 2006, 2–1 in 2007, 4–3 in 2008, 3–2 in 2009, 1–1 in 2010

Passing — 3–1–9–(–6)–1–0 TDs: 2003 (1–0–0–1–0 TDs); 2005 (1–0–0–0–0 TDs); 2010 (1–1–(–6)–0–0 TDs)

Milestones:

NFL Debut: at Det. (9/7/03); **First Start:** at Det. (9/7/03); **First Reception:** at Det. (9/7/03 — 20–yd. pass from QB Jeff Blake); **First TD Reception:** at Det. (9/7/03 — 7–yd. pass from QB Jeff Blake); **100–yd. Games:** 34, Last vs. GB (9/8/13 — 208 yds.); **200–yd. Games:** 2, Last vs. GB (9/8/13 — 208 yds.); **1,000–yd. Seasons:** 5, Last in 2009 (1,024)

BOLDIN'S CAREER HIGHS

Receptions: Regular Season — 14 at Bal. (9/23/07); Postseason — 8 vs. Pit. (2/1/89)

Receiving Yards: Regular Season — 217 at Det. (9/7/03); Postseason — 145 vs. Ind. (1/6/13)

Long Reception: 79t vs. Mia. (9/14/08)

TD Receptions: Regular Season — 3 (2 times) Last vs. Cle. (9/26/10); Postseason — 2 (3 times) Last at GB (1/9/05)

Rushes: 2 at NE (1/20/13)

Rushing Yards: 30 at Car. (10/26/08)

Long Rush: 30 at Car. (10/26/08)



ALEX BOONE

75

GUARD/TACKLE

H: 6-8 W: 300

BORN 5.4.87 // LAKEWOOD, OH // ST. EDWARD HS, CLEVELAND, OH
OHIO STATE // 4TH YEAR // ACQUIRED FA IN '09

In just four seasons, Alex Boone has developed into a Pro Bowl alternate at guard after originally signing as a rookie free agent tackle with the 49ers, in 2009. That year, he spent the entire season on the team's practice squad. When Boone reported to mini-camp the following year, he had lost 40 pounds of fat and replaced it with 25 pounds of lean muscle. He competed at both right and left tackle, and eventually proved his worth as he earned a spot on the 53-man roster. In 2011, Boone entered each game in short-yardage situations, and contributed on special teams. He was rewarded with a four-year contract extension on December 8, 2011, that runs through 2015. Boone became solidified as the starting right guard in 2012, and was part of a 49ers offensive line that used the same five starters for all 16 regular season games and was regarded by most as the best unit in the league.

// 2013 HIGHLIGHTS

- Was part of an offensive line that helped amass the 2nd most total net yds. on opening day in 49ers franchise history with 494 yds. (404 passing yds. and 90 rushing yds.) vs. GB (9/8).
- Helped pave the way for 219 yds. rushing at StL (9/26). It marked the first time the 49ers had three different RBs score a rushing TD in the same game since 12/2/01 vs. Buf. (Garrison Hearst, Fred Beasley and Paul Smith).

// GOLDMINE

- For fans traveling to the San Francisco Zoo, they can keep an eye out for the zoo's endangered black rhinoceros named Boone, whom the zoo chose to name after the 49ers guard. In January of 2013, the San Francisco Zoo invited Alex to be the zookeeper for a day, where he fed giraffes, polar bears and other animals, learned the tools of the trade and met the black rhino who now shares his name. The black rhinos are the most aggressive species of rhinoceros. Black rhinos are known for their power in plowing through and running over things, which matches Boone's playing style on the gridiron to blast open holes and get into the open field when pulling on sweep plays. "We're very similar. It's very fitting. I'm very humbled and very honored to have a rhino named after me," Boone said. "I got to feed him, got to pet him, a very soft face, the horn, unbelievable to touch that. It's an honor and a blessing to have such a beautiful animal named after me." This also earned Alex the nickname "The Rhino."

- During the 2010 offseason, following his rookie season, Alex returned home to Lakewood, OH, where he began working out with former NFL O-lineman LeCharles Bentley. With Bentley's help and guidance, Alex returned for training in the best shape of his life, dropping 40 pounds before putting 25 pounds of muscle back on. "LeCharles helped me realize what it takes to be successful in the NFL," Alex said. "He has helped me with my footwork, my initial burst and my quickness. I know I'll be ready for whatever the coaches throw at me this season."
- The one person Alex always admired and wanted to be like was his grandfather. "My grandfather raised my brother and I with good morals and good values," said Alex. "He was always there for us." Alex saw him as a smart person who everyone looked up to. A very religious man, the two of them prayed together regularly and attended church every Sunday. His grandfather passed away when he was young, which left a void in his life. "It crushed me. I never really had to be by myself." Alex vividly remembers the moment he heard the news. "I remember I was eating pizza and I was 13 years old." Talking to his grandmother about him has been a breath of fresh air, reassuring Alex that his grandfather will always be with him. "He was a funny guy who loved to laugh. He was real jokester. I try to be like him every day."

BOONE'S CAREER STATISTICS

GAMES/STARTS – 37/20; 2010 (1/0); 2011 (16/0); 2012 (16/16); 2013 (4/4)

POSTSEASON GAMES/STARTS – 5/3; 2011 (2/0); 2012 (3/3)

Milestones:

NFL Debut: vs. Arz. (1/2/11)

First Start: at GB (9/9/12)



NaVORRO BOWMAN

53

LINEBACKER
H: 6-0 W: 242
**BORN 5.28.88 // DISTRICT HEIGHTS, MD // SUITLAND HS, FORESTVILLE, MD
PENN STATE // 4TH YEAR // ACQUIRED D-3 IN '10**

Talent, hustle, toughness and determination are all attributes 49ers linebacker NaVorro Bowman has displayed during his first three seasons in the NFL. He was named First-Team All-Pro in both 2011 and 2012, and was selected to his first Pro Bowl in 2012. A rock in the middle of the 49ers defense, he led the team in tackles in each of the last two seasons. On November 27, 2012, Bowman was rewarded with a five-year contract extension through 2018, solidifying one of the league's most talented linebacking groups for years to come. Growing up in the crime-infested neighborhood of District Heights, MD, Bowman relied on sports and a strong support system to keep him pointed in the right direction. He now shares his insights with the youth of the Bay Area and his hometown.



- Two important and influential people in NaVorro's life recently and abruptly passed away. His father passed away from a blood clot that reached his heart, while his high school coach died in a car accident before Penn State's bowl game in 2009. "Dealing with as much adversity as I have in a short period of time has made me the man I am today. It's made me stay on track and strive to do those things that will possibly help me be successful, not just on the football field, but off the field also."

BOWMAN'S GAME-BY-GAME

2013

Date	Opp	W/L	P/S	Tot	Sol	Ast	Sk	Yds	Int	Yds	PD	FF	FR	Yds
Sep 8	GB	W	1/1	13	7	6	0.0	0.0	0	0	1	1	0	0
Sep 15	at Sea	L	1/1	15	6	9	0.0	0.0	0	0	0	0	0	0
Sep 22	Ind	L	1/1	16	10	6	0.0	0.0	0	0	2	0	0	0
Sep 26	at StL	W	1/1	9	6	3	2.0	21.0	0	0	1	1	0	0
Oct 6	Hou													
Oct 13	Arz													
Oct 20	at Ten													
Oct 27	at Jax													
Nov 10	Car													
Nov 17	at NO													
Nov 25	at Was													
Dec 1	StL													
Dec 8	Sea													
Dec 15	at TB													
Dec 23	Atl													
Dec 29	at Arz													
TOTALS				4/4	53	29	24	2.0	21.0	0	0	4	2	0

// 2013 HIGHLIGHTS

- Bowman notched his 2nd-career FF, vs. GB (9/8), stripping the ball from Packers RB Eddie Lacy. The loose ball was recovered by CB Tarell Brown. The takeaway led to a 10-yd. TD pass from QB Colin Kaepernick to WR Anquan Boldin.
- Bowman recorded 9 tackles, 2.0 sacks, 1 FF and 1 PD at StL (9/26), marking the first multi-sack game of his career. Part of a defense that held the Rams offense to only 18 yds. rushing on 19 carries, the 7th-best single-game defensive rushing performance in franchise history.

// GOLDMINE

- NaVorro was born and raised just outside of Washington D.C. in a high-crime area. It was a tough environment to avoid, but sports became his outlet and a means for not giving into the streets and drugs. "My parents had been with me since day one. Also, having a support system like my high school coach. He really let me know early on that I had something special and I shouldn't mess it up."
- NaVorro earned his degree in criminal law and justice, and one day would like to use that to help out his hometown. With all of the violence and drugs in District Heights, MD, he believes being from that area will help others listen to him and understand that there are other ways to live life than what they currently know. "That's one of the reasons I got in that field - to open doors and possibly be able to get into a young child's head from my neighborhood."

BOWMAN'S CAREER STATISTICS

YEAR	TEAM	GP	GS	TACKLES					YDS	INTERCEPTIONS					FUMBLES		
				TOT	SOL	AST	SACKS	INT		YDS	LG	TD	PD	FF	FR	YDS	
2010	SF	16	1	35	22	13	0.0	0.0	0	0	—	0	0	0	0	0	0
2011	SF	16	16	173	81	92	2.0	11.0	0	0	—	0	8	0	3	0	0
2012	SF	16	16	183	93	90	2.0	9.0	1	11	11	0	6	1	0	0	0
2013	SF	4	4	53	29	24	2.0	21.0	0	0	—	0	4	2	0	0	0
TOTALS		52	37	444	225	219	6.0	41.0	1	11	11	0	18	3	3	0	0

PLAYOFFS

				TACKLES					INTERCEPTIONS					FUMBLES		
YEAR	TEAM	GP	GS	TOT	SOL	AST	SACKS	YDS	INT	YDS	LG	TD	PD	FF	FR	YDS
2011	SF	2	2	27	13	14	0.5	3.5	0	0	—	0	0	0	0	0
2012	SF	3	3	30	16	14	0.0	0.0	0	0	—	0	3	0	0	0
TOTALS		5	5	57	29	28	0.5	3.5	0	0	—	0	3	0	0	0

Additional Statistics:

Special Teams Tackles: Regular Season — 41: 2010 (26), 2011 (9), 2012 (6); Postseason — 1: 2011 (1)

Milestones:

NFL Debut: vs. Sea. (9/12/10); **First Career Start:** vs. Arz. (1/2/11); **First FR:** at Phi. (10/2/11 — RB Ronnie Brown); **First FF:** at NE (12/16/12 — RB Shane Vereen); **First Sack:** at Sea. (12/24/11 — QB Tarvaris Jackson); **First INT:** at GB (9/9/12 — QB Aaron Rodgers)

BOWMAN'S CAREER HIGHS

Total Tackles: Regular Season — 19 at Sea. (12/23/12); Postseason — 14 vs. NO (1/14/12)

Solo: Regular Season — 10 (2 times) Last vs. Ind. (9/22/13); Postseason — 8 vs. Bal (2/3/13)

Assists: Regular Season — 11 at Det. (10/16/11); Postseason — 7 vs. NO (1/14/12)

Passes Defensed: Regular Season — 2 (3 times) Last vs. Ind. (9/22/13); Postseason — 2 vs. GB (1/12/13)

Fumble Recoveries: 1 (3 times) Last vs. Arz. (11/20/11)

Forced Fumbles: 1 (3 times) Last at StL (9/26/13)

Sacks: Regular Season — 2.0 at StL (9/26/13); Postseason — 0.5 vs. NYG (1/22/12)

Interceptions: 1 at GB (9/9/12)



TRAMAINE BROCK

26

CORNERBACK
H: 5-10 W: 197

**BORN 8.20.88 // GULFPORT, MS // LONG BEACH SENIOR HS, LONG BEACH, MS
BELHAVEN // 4TH YEAR // ACQUIRED FA IN '10**

Tramaine Brock made the 49ers opening day roster in 2010, becoming the first undrafted rookie free agent to do so in five seasons. Now entering his 4th professional season, he has evolved into a key contributor on the 49ers special teams units, having led the team in production points (681) and tackles (15) in 2012. A converted strong safety out of Belhaven University, Brock only played a dozen snaps at cornerback during his collegiate career, which also included stops at Mississippi Gulf Coast Junior College and the University of Minnesota.

- Brock's passion for sports was developed at an early age and he would like to remain in athletics either as a coach or personal trainer after his playing career is through. "I want to teach people what I know and watch them perform and compete," Brock said. His father encouraged him join as football league in elementary school, and he also played basketball and ran track for his school's team. Recreationally, he played kick ball and baseball in his neighborhood. "My friends were all competitive with each other," he said. "We all wanted to be the best in the group."

// GOLDMINE

- Brock's path to the NFL was not an easy one by any means. From the small country town of Gulfport, MS, he traveled 30 miles north to Mississippi Gulf Coast Community College in Perkinston, MS, where he spent two seasons before transferring to the University of Minnesota. Why would a southern boy decide on Minnesota? "I wanted to see what a big city felt like," Brock said. After one year, he transferred back down south to Belhaven University in Jackson, MS, a small Christian NAIA school.
- In February of 2011, Belhaven retired Brock's jersey for his accomplishments on both the collegiate and professional levels. He is the only player in the history of the school's program to have played in the NFL.

BROCK'S GAME-BY-GAME

2013

Date	Opp	W/L	P/S	Tot	Sol	Ast	Sk	Yds	Int	Yds	PD	FF	FR	Yds
Sep 8	GB	W	1/0	0	0	0	0.0	0.0	0	0	0	0	0	0
Sep 15	at Sea	L	1/0	1	0	1	0.0	0.0	0	0	0	0	0	0
Sep 22	Ind	L	1/0	0	0	0	0.0	0.0	0	0	0	0	0	0
Sep 26	at StL	W	1/0	3	3	0	0.0	0.0	0	0	2	0	0	0
Oct 6	Hou													
Oct 13	Arz													
Oct 20	at Ten													
Oct 27	at Jax													
Nov 10	Car													
Nov 17	at NO													
Nov 25	at Was													
Dec 1	StL													
Dec 8	Sea													
Dec 15	at TB													
Dec 23	Atl													
Dec 29	at Arz													
TOTALS			4/0	4	3	1	0.0	0.0	0	0	2	0	0	0

Special Teams Tackles: 1

BROCK'S CAREER STATISTICS

TACKLES																	INTERCEPTIONS					FUMBLES		
YEAR	TEAM	GP	GS	TOT	SOL	AST	SACKS	YDS	INT	YDS	LG	TD	PD	FF	FR	YDS								
2010	SF	3	0	3	3	0	0.0	0.0	0	0	—	0	0	0	0	0								
2011	SF	11	0	5	5	0	0.0	0.0	2	18	18	0	4	0	0	0								
2012	SF	16	0	3	2	1	0.0	0.0	0	0	—	0	1	0	0	0								
2013	SF	4	0	4	3	1	0.0	0.0	0	0	—	0	2	0	0	0								
TOTALS		34	0	15	13	2	0.0	0.0	2	18	18	0	7	0	0	0								

PLAYOFFS

YEAR	TEAM	GP	GS	TACKLES					INT	INTERCEPTIONS				PD	FUMBLES		
				TOT	SOL	AST	SACKS	YDS		YDS	LG	TD	FF		FR	YDS	
2011	SF	2	0	5	4	1	0.0	0.0	0	0	—	0	0	0	0	0	0
2012	SF	3	0	3	3	0	0.0	0.0	0	0	—	0	0	0	0	0	0
TOTALS		5	0	8	7	1	0.0	0.0	0	0	—	0	0	0	0	0	0

Additional Statistics:

Special Teams Tackles: Regular Season – 21: 2010 (3); 2011 (2); 2012 (15); 2013 (1); Postseason – 2: 2011 (1); 2012 (1)

Special Teams Forced Fumbles – 1: 2012 (1)

Milestones:

NFL Debut: vs. Den. (10/31/10); **First INT:** vs. Sea. (9/11/11 – QB Tarvaris Jackson); **First FF:** vs. StL. (11/11/12 – RB Isaiah Pead)

BROCK'S CAREER HIGHS

Total Tackles: Regular Season – 4 vs. Dal. (9/18/11); Postseason – 5 vs. NYG (1/22/12)

Solo: Regular Season – 4 vs. Dal. (9/18/11); Postseason – 4 vs. NYG (1/22/12)

Assists: 1 (2 times) Last at Sea. (9/15/13)

Interceptions: 1 (2 times) Last vs. Dal. (9/18/11)

Interception Yards: 18 vs. Dal. (9/18/11)

Passes Defensed: 2 (2 times) Last at StL (9/26/13)

Forced Fumbles: 1 vs. StL (11/11/12)



AHMAD BROOKS

55

LINEBACKER
H: 6-3 W: 259

BORN 3.14.84 // FAIRFAX, VA // C.D. HYLTON HS, WOODBRIDGE, VA
VIRGINIA // 8TH YEAR // ACQUIRED WAI. IN '08 - CIN.

Ahmad Brooks established himself as a full-time starter at OLB in 2011 by working his way up the depth chart since joining the team as a MLB in 2008. In each of his last four seasons, he has tallied at least 5.0 sacks, and his 25.5 sacks as a 49er rank 3rd-most in franchise history among linebackers. Originally selected in the 3rd round of the 2006 supplemental draft by the Cincinnati Bengals, Brooks joined the 49ers late in the 2008 season. After not dressing that year, he had a breakthrough year in 2009, when he registered 6.0 sacks and 5 forced fumbles, despite only playing in 14 games as a reserve. His 5 FFs also set a single-season team record among linebackers and ranked t-2nd among NFL linebackers that year. Brooks followed up his solid '09 campaign by posting 5.0 sacks in 2010, after battling through a kidney injury suffered in training camp.

// CAREER HIGHLIGHTS

- Set a career high with 7.0 sacks in 2011.
- Set the 49ers record for most FFs by a LB in a single-season with 5 in 2009. The 5 FFs ranked t-2nd among all NFL LBs that year.

// 2013 HIGHLIGHTS

- Brooks notched 9 tackles, 1.5 sacks and 1 PD at StL (9/26). Part of a defense that held the Rams offense to only 18 yds. rushing on 19 carries, the 7th-best single-game defensive rushing performance in franchise history.

// GOLDMINE

- Ahmad is no stranger to the NFL. His father, Perry Brooks, played in 92 games at DT for the Washington Redskins from 1978-84. Perry ran a barber shop since Ahmad was a freshman in college, which has been left to his family after he passed away.
- Last year, Brooks returned to Woodbridge, VA, where he attended high school at C.D. Hylton High School, and was inducted into The Hall of Fame.

BROOKS' GAME-BY-GAME

2013

Date	Opp	W/L	P/S	Tot	Sol	Ast	Sk	Yds	Int	Yds	PD	FF	FR	Yds
Sep 8	GB	W	1/1	2	1	1	0.0	0.0	0	0	1	0	0	0
Sep 15	at Sea	L	1/1	12	9	3	1.0	8.0	0	0	0	0	0	0
Sep 22	Ind	L	1/1	8	8	0	0.0	0.0	0	0	0	0	0	0
Sep 26	at StL	W	1/1	9	7	2	1.5	2.5	0	0	1	0	0	0
Oct 6	Hou													
Oct 13	Arz													
Oct 20	at Ten													
Oct 27	at Jax													
Nov 10	Car													
Nov 17	at NO													
Nov 25	at Was													
Dec 1	StL													
Dec 8	Sea													
Dec 15	at TB													
Dec 23	Atl													
Dec 29	at Arz													
TOTALS				4/4	31	25	6	2.5 10.5	0	0	2	0	0	0

BROOKS' CAREER STATISTICS

YEAR	TEAM	GP	GS	TACKLES					YDS	INTERCEPTIONS				PD	FUMBLES		
				TOT	SOL	AST	SACKS			INT	YDS	LG	TD		FF	FR	YDS
2006	CIN	11	5	46	29	17	1.0	6.0		0	0	—	0	2	0	0	0
2007	CIN	2	2	8	6	2	1.0	7.0		0	0	—	0	0	1	0	0
2008	SF	0	0	0	0	0	0.0	0.0		0	0	—	0	0	0	0	0
2009	SF	14	0	23	18	5	6.0	33.0		0	0	—	0	2	5	0	0
2010	SF	15	1	33	27	6	5.0	33.0		1	32	32	0	2	0	0	0
2011	SF	16	16	59	41	18	7.0	44.0		0	0	—	0	3	1	0	0
2012	SF	16	16	74	50	24	6.5	49.5		1	50	50t	1	6	2	0	0
2013	SF	4	4	31	25	6	2.5	10.5		0	0	—	0	2	0	0	0
TOTALS		78	44	274	196	78	29.0	183.0		2	82	50t	1	17	9	0	0

PLAYOFFS

YEAR	TEAM	GP	GS	TACKLES					YDS	INTERCEPTIONS				PD	FUMBLES		
				TOT	SOL	AST	SACKS			INT	YDS	LG	TD		FF	FR	YDS
2011	SF	2	2	9	4	5	1.0	7.0		0	0	—	0	1	0	0	0
2012	SF	3	3	11	8	3	1.0	8.0		0	0	—	0	2	0	0	0
TOTALS		5	5	20	12	8	2.0	15.0		0	0	—	0	3	0	0	0

Additional Statistics:

Special Teams Tackles: – 9: 2010 (9)

Milestones:

NFL Debut: at Pit. (9/24/06); **First Start:** at TB (10/15/06); **First Sack:** vs. Car. (10/22/06 – QB Jake Delhomme); **First FF:** vs. Bal. (9/10/07 – QB Steve McNair); **First INT:** vs. Arz. (1/2/11 – QB John Skelton); **First INT Returned for a TD:** at NO (11/25/12 – QB Drew Brees)

BROOKS' CAREER HIGHS

Total Tackles: 14 at TB (10/15/06)

Solo: 10 at TB (10/15/06)

Assists: 5 vs. Pit. (12/19/11)

Interception: 1 (2 times) Last at NO (11/25/12)

Sacks: Regular Season – 3.0 vs. Arz. (12/14/09); Postseason – 1.0 (2 times) Last vs. Bal. (2/3/13)

Passes Defensed: 3 vs. StL (11/11/12)

Forced Fumbles: 2 (2 times) Last vs. Det. (12/27/09)



TARELL BROWN

25

CORNERBACK
H: 5-10 W: 193
**BORN 1.6.85 // NEW YORK CITY, NY // NORTH MESQUITE HS, MESQUITE, TX
TEXAS // 7TH YEAR // ACQUIRED D-5 IN '07**

Tarell Brown has become a mainstay in the 49ers secondary since taking over a starting role at cornerback in 2011, having started all 36 games since that time. Over the past two years, Brown has recorded 6 interceptions and 29 pass break-ups, and logged a career-high 59 tackles, in 2012. Brown is known for possessing a tremendous work ethic, a trait that helped him overcome a significant amount of adversity throughout his young life. Following his rookie season, Brown was presented with the team's coveted Thomas Herrion Award, which is given to a player, by the coaching staff, who has taken advantage of every opportunity, turned it into a positive situation and made their dream into a reality.

// 2013 HIGHLIGHTS

- Scooped up his 1st career FR vs. GB (9/8), after LB NaVorro Bowman knocked the ball loose from Packers RB Eddie Lacy. Brown's recovery led to a 10-yd. TD pass from QB Colin Kaepernick to WR Anquan Boldin.

// GOLDMINE

- In 2007, Tarell was the recipient of the Thomas Herrion Award, honoring the rookie or first-year player who has taken advantage of every opportunity, turned it into a positive and made their dream come true like Thomas Herrion. The award is voted on by the coaches.
- In June 2010, Tarell was recognized for his contributions to his hometown, receiving a proclamation from the city of Mesquite.
- Tarell won the Punt, Pass & Kick Championship at Texas Stadium as a 9-year-old after advancing through the city and regional finals. He was then flown to San Diego for the National Championships, where he placed 3rd.
- Tarell is a tremendous example of perseverance. At the age of 9, Tarell's mother was killed as she was getting into her car to go to work early one morning. Following his mother's death, Tarell moved in with his father, Robert, who not only saw football as an escape for his son, but also as an opportunity for him to earn a scholarship and a solid education. Just prior to the NFL Draft, his father died of a heart attack on Valentine's Day. "A day doesn't go by that I don't think about my mother and father. Everything I do nowadays is dedicated to my parents. I know without them, I wouldn't be where I'm now."

- When his NFL career is over, Tarell is looking forward to working with kids. "I want to open up a gym and train athletes, train kids. I like to be around kids and I still want to be surrounded by sports. Maybe have a little AAU basketball team and travel around to different cities and states."
- Tarell hosted his 5th Annual Summer Sportsfest in Dallas in June of 2012. The highlights of the weekend included free football and cheerleading camps, in addition to a celebrity basketball game featuring a large group of NFL players. Proceeds raised through the raffle and celebrity basketball game benefitted Tarell's *Born Again Foundation*. The foundation is dedicated to becoming the nation's foremost full-service, ex-offender program. It provides an opportunity for all ex-offenders who desire a significant change to make a positive transition into a new life. The foundation offers job counseling, educational and vocational training, and personal and family support to all who desire to not be defined by negativity in their past. Visit TarellBrown.net for additional information.

BROWN'S GAME-BY-GAME

2013

Date	Opp	W/L	P/S	Tot	Sol	Ast	Sk	Yds	Int	Yds	PD	FF	FR	Yds
Sep 8	GB	W	1/1	1	1	0	0.0	0.0	0	0	0	0	1	0
Sep 15	at Sea	L	1/1	2	2	0	0.0	0.0	0	0	0	0	0	0
Sep 22	Ind	L	1/1	4	3	1	0.0	0.0	0	0	0	0	0	0
Sep 26	at StL	W	1/1	8	6	2	0.0	0.0	0	0	3	0	0	0
Oct 6	Hou													
Oct 13	Arz													
Oct 20	at Ten													
Oct 27	at Jax													
Nov 10	Car													
Nov 17	at NO													
Nov 25	at Was													
Dec 1	StL													
Dec 8	Sea													
Dec 15	at TB													
Dec 23	Atl													
Dec 29	at Arz													
TOTALS														

4/4 15 12 3 0.0 0.0 0 0 3 0 1 0

BROWN'S CAREER STATISTICS

YEAR	TEAM	GP	GS	TACKLES					INTERCEPTIONS					FUMBLES		
				TOT	SOL	AST	SACKS	YDS	INT	YDS	LG	TD	PD	FF	FR	YDS
2007	SF	9	0	0	0	0	0.0	0.0	0	0	—	0	0	0	0	0
2008	SF	15	1	15	14	1	0.0	0.0	2	1	1	0	3	0	0	0
2009	SF	16	4	37	31	6	0.0	0.0	2	52	51	0	8	0	0	0
2010	SF	15	0	18	18	0	0.0	0.0	1	62	62t	1	5	0	0	0
2011	SF	16	16	46	34	12	0.0	0.0	4	15	11	0	15	0	0	0
2012	SF	16	16	59	49	10	0.0	0.0	2	17	12	0	14	0	0	0
2013	SF	4	4	15	12	3	0.0	0.0	0	0	—	0	3	0	1	0
TOTALS		91	41	190	158	32	0.0	0.0	11	147	62t	1	48	0	1	0

PLAYOFFS

YEAR	TEAM	GP	GS	TACKLES					INTERCEPTIONS					FUMBLES		
				TOT	SOL	AST	SACKS	YDS	INT	YDS	LG	TD	PD	FF	FR	YDS
2011	SF	2	2	9	8	1	0.0	0.0	1	0	0	0	3	0	0	0
2012	SF	3	3	13	11	2	0.0	0.0	1	39	39	0	3	1	1	0
TOTALS		5	5	22	19	3	0.0	0.0	2	39	39	0	6	1	1	0

Additional Statistics:

Special Teams Tackles – 54: 2007 (4), 2008 (16), 2009 (16), 2010 (18)

Milestones:

NFL Debut: vs. Arz. (9/10/07); **First Start:** at Arz. (11/10/08); **First INT:** vs. Det. (9/21/08 – QB Jon Kitna); **First INT Returned for TD:** vs. Arz. (1/2/11 – QB Richard Bartel); **First FF:** Postseason – vs. Bal. (2/3/13 – RB Ray Rice); **First FR:** Regular Season – vs. GB (9/8/13 – RB Eddie Lacy); Postseason – vs. Bal. (2/3/13 – RB Ray Rice)

BROWN'S CAREER HIGHS

Total Tackles: 8 (3 times) Last at StL (9/26/13)

Solo: 8 at NE (12/16/12)

Assists: 3 vs. StL (11/11/12)

Passes Defensed: 6 at Arz. (10/29/12)

Interceptions: Regular Season – 2 at StL (1/1/12);

Postseason – 1 (2 times) Last vs. GB (1/12/13)

Long Interception Return: Regular Season – 62t vs. Arz. (1/2/11);

Postseason – 39 vs. GB (1/12/13)

Forced Fumbles: Postseason – 1 vs. Bal. (2/3/13)

Fumble Recoveries: Regular Season – 1 vs. GB (9/8/13); Postseason – 1 vs. Bal. (2/3/13)



TANK CARRADINE

95

DEFENSIVE TACKLE
H: 6-4 W: 273

BORN 2.18.90 // CINCINNATI, OH // TAFT HS, CINCINNATI, OH
FLORIDA STATE // ROOKIE // ACQUIRED D-2A IN '13

Nicknamed "Tank" at a young age, Cornellius Carradine was a Third-Team All-American and consensus First-Team All-ACC selection, as a senior. He helped lead a Florida State defense that ranked second in total defense and third in rush defense, in 2012. Prior to enrolling at Florida State, Carradine earned Region VI Defensive Player of the Year honors at Butler Community College in Kansas, in 2010.

// 2013 HIGHLIGHTS

- Placed on the Reserve/NFI List on 8/27.

// GOLDMINE

- Born Cornellius Carradine, he was given the nickname "Tank" from his mom. He always used to have a little toy army tank with him. "I could never go anywhere without that army tank," he said. "I just had to have it with me, and I used to always push people over, try to run over people." His mom still has the original toy tank.
- Carradine grew up in a rough neighborhood in Cincinnati, where many of the people he knew got into bad situations with drugs and violence. He grew up without much money and his family struggled to put food on the table. Through it all, he learned to walk the other way. "I saw how certain situations can end up. Talking to the older people and coaches, they told me to do the right thing," he said. "Good things happen when you try to do the right things. That was the biggest thing I learned." Football was the biggest opportunity which propelled Carradine out of the area, earning him a college scholarship, where he earned a degree in sociology from Florida State. "People kept telling me, 'Man, I wish I had that opportunity to play this sport.' I'd seen my opportunity and knew the chances I had, knew what I would be doing if I didn't accomplish these goals. That's why I thrive on football. I give it all I've got and I try to play every play like it's my last. I respect this game because of what this game has gotten me through. I take advantage of it by doing the right thing, being a positive player and being good to my teammates and for the organization."
- After going through a rough childhood, Tank has a passion for telling his story to kids. He volunteers his time at charity foundations and football camps. "If kids can hear the importance of doing the right thing, if I can help them succeed in life, if they can get it when they're young, they'll live up to those things instead of trying to get knowledge as they got older," he said. "Then it might be too late, because they've already been on their own in certain situations."
- Tank loves animals, and has a large collection of exotic pets, including snakes, lizards, ferrets, a monkey, a bird, piranhas and a shark. "I could see myself doing animal research working in a zoo," he said.

// TRANSACTIONS

Originally the first of two 2nd-round (40th overall) draft choices by SF in 2013.

// COLLEGE

Began collegiate career at Butler Community College in Kansas before enrolling at Florida State. Played in 47 career games (33 starts), registering 317 tackles, 42.5 sacks, 71 TFLs, 6 FFs and 7 FRs. As a Seminole, appeared in 25 games (11 starts) and recorded 118 tackles, 16.5 sacks, 21 TFLs, 1 FF and 1 FR. As a senior, earned Third-Team All-America honors from The NFL Draft Report and was a consensus First-Team All-ACC selection. Played in 12 games (11 starts) and tallied 80 tackles, 11.0 sacks, 13 TFLs, 1 FF and 1 FR. In 2011, played in all 13 games and notched 38 tackles, 5.5 sacks and 8 TFLs. In two seasons at Butler Community College, started all 22 games and amassed 199 tackles, 26.0 sacks, 50 TFLs, 5 FFs and 6 FRs. In 2010, earned First-Team NJCAA All-America, All-Kansas Jayhawk Community College Conference and All-Region VI honors and was named Region VI Defensive Player of the Year. Started all 11 games and led the junior college ranks with 16.0 sacks, while leading the team with 109 tackles. Also notched 2 FF and 4 FRs, returning one 39 yds. for a TD. As a freshman, started all 11 games and registered a team-high 90 tackles and added 10.0 sacks, 3 FFs and 2 FRs.

// PERSONAL

- In 2011, was selected as the co-recipient, along with Nigel Bradham, of the Bill McGrotha Humanitarian Award, given for excellence in the classroom.
- Attended Taft (Cincinnati, OH) HS and was regarded as one of the top prospects in the Midwest.
- Born Cornellius Carradine (2/18/90) in Cincinnati, OH.
- Graduated with a degree in sociology.



BRANDON CARSWELL

WIDE RECEIVER

H: 6-1 W: 201

BORN 5.22.89 // MILPITAS, CA // MILPITAS HS, MILPITAS, CA
SOUTHERN CALIFORNIA // 1ST YEAR // ACQUIRED FA IN '13

Born and raised in nearby Milpitas, CA, Brandon Carswell has already made his fair share of big time plays in the Bay Area, having starred at Milpitas High School. He originally entered the NFL in 2012 as an undrafted free agent with the Oakland Raiders, and spent a brief time on the Raiders practice squad that year. Carswell suffered a knee injury during the 2013 offseason and is currently on the 49ers Injured Reserve List.

// 2013 HIGHLIGHTS

- Placed on the Injured Reserve List on 6/19.

// GOLDMINE

- He grew up on the Tongan island of Vavau and played rugby as a youth.

// TRANSACTIONS

Originally signed as an undrafted free agent by Oak. on 5/11/12... Released by Oak. on 8/31/12...Signed to Oak. practice squad on 9/1/12...Released from the Oak. practice squad on 9/12/12... Signed a two-year contract with SF on 6/12/13.

// 2012


- Spent some time at the beginning of the 2012 regular season on the Raiders practice squad.

// COLLEGE

Carswell attended the University of Southern California, where he appeared in 45 games, notching 40 receptions for 386 yards and two touchdowns. As a senior, played in 12 games and recorded 18 receipts. for 153 yds. and 1 TD. In 2010, Carswell appeared in 13 contests and registered 16 receipts. for 205 yds. and 1 TD. As a sophomore, he appeared in 9 games and hauled in 5 catches for 21 yds. Carswell played in 11 games as a freshman and notched 1 receipt. for 7 yds. He also returned 5 punts for 31 yds. and recorded 1 tackle.

// PERSONAL

- Attended Milpitas (Milpitas, CA) HS, where he earned *San Francisco Chronicle* All-Metro First-Team and *San Jose Mercury News* All-Area MVP honors, as a senior.
- As a senior, he threw for 1,406 yds. and 15 TDs, and ran for 1,503 yds. with 19 TDs as a quarterback, as well as hauling-in 13 receipts. for 364 yds. On defense he recorded 11 INTs as a CB.
- Born Brandon Carswell (5/22/89) in Milpitas, CA.



GARRETT CELEK

88

TIGHT END

H: 6-5 W: 252

BORN 5.29.88 // CINCINNATI, OH // LA SALLE HS, CINCINNATI, OH
MICHIGAN STATE // 2ND YEAR // ACQUIRED FA IN '12

Garrett Celek was the only undrafted free agent to make the 49ers 2012 opening day roster. He went on to play in 13 games during the regular season and all three postseason contests as a reserve TE. Celek appeared in 38 games (12 starts) at Michigan State and recorded 14 receptions for 135 yds. and 3 TDs in his collegiate career. The brother of Philadelphia Eagles TE Brent Celek, he became just the fifth undrafted free agent to make the 49ers opening day roster since 2005.

- Garrett has a strong passion for the packaging industry, which he majored in at Michigan State and plans to go into after his football career. The growing industry looks to cut shipping costs on products and is commonplace in the food and medical fields. "There's so many different areas you can get into, it's crazy. I enjoy the science behind it. It was a great major for me to choose and the possibilities are endless."

// GOLDMINE

- Football runs in the bloodlines of the Celek family. Garrett's older brother, Brent, plays tight end for the Philadelphia Eagles. Growing up, the brothers were constantly involved in athletics. "My dad was always pushing us just to be into sports. It didn't matter if it was soccer, baseball, football or basketball. As long as we were doing something and we were having fun with it, he was the happiest guy in the world," Celek said. Garrett didn't begin playing football until high school, but Brent's success became a driving motivation for him. "He got a scholarship to Cincinnati my freshman year in high school," Garrett said. "Right then I had my goals set. I needed to make it to college, and once I got to college, my brother got drafted in the NFL. There's my next goal. I've got to make it to the NFL, I've got to do what my brother did. Honestly, I've been trying to follow in his footsteps and because of him I'm here today. I wouldn't be who I am without him."
- The Celek family has a lake house in Northern Michigan where everyone gathers on vacation, cooks out and goes jet skiing. Closer to the Bay Area, Garrett recently became a dog owner with a Chesapeake Bay retriever that occupies most of his current free time. "I love playing with her and teaching her tricks."

CELEK'S GAME-BY-GAME

2013	Date	Opp	W/L	P/S	Rec	Yds	Avg	Lg	TD
	Sep 8	GB	W	1/0	0	0	—	—	0
	Sep 15	at Sea	L	1/1	0	0	—	—	0
	Sep 22	Ind	L	1/0	1	30	30.0	30	0
	Sep 26	at StL	W	1/0	0	0	—	—	0
	Oct 6	Hou							
	Oct 13	Arz							
	Oct 20	at Ten							
	Oct 27	at Jax							
	Nov 10	Car							
	Nov 17	at NO							
	Nov 25	at Was							
	Dec 1	StL							
	Dec 8	Sea							
	Dec 15	at TB							
	Dec 23	Atl							
	Dec 29	at Arz							
	Totals			4/1	1	30	30.0	30	0

CELEK'S CAREER STATISTICS

YEAR	TEAM	GP	GS	NO	RECEIVING				ATT	RUSHING			
					YDS	AVG	LG	TD		YDS	AVG	LG	TD
2012	SF	13	0	4	51	12.8	35	0	0	0	—	—	0
2013	SF	4	1	1	30	30.0	30	0	0	0	—	—	0
TOTALS		17	1	5	81	16.2	35	0	0	0	—	—	0

PLAYOFFS

YEAR	TEAM	GP	GS	NO	RECEIVING				ATT	RUSHING			
					YDS	AVG	LG	TD		YDS	AVG	LG	TD
2012	SF	3	0	0	0	—	—	0	0	0	—	—	0
TOTALS		3	0	0	0	—	—	0	0	0	—	—	0

Milestones:

NFL Debut: at NYJ (9/30/12); **First Start:** at Sea. (9/15/13); **First Reception:** vs. Buf. (10/7/12 — 4-yd. pass from QB Alex Smith)

CELEK'S CAREER HIGHS

Receptions: 2 at Sea. (12/23/12)
Receiving Yards: 41 at Sea. (12/23/12)

Long Reception: 35 at Sea. (12/23/12)



PERRISH COX

20

CORNERBACK
H: 6-0 W: 190

BORN 1.10.87 // WACO, TX // UNIVERSITY HS, WACO, TX
OKLAHOMA STATE // 3RD YEAR // ACQUIRED FA IN '12

Drafted by the Denver Broncos (137th overall) in the 2010 NFL Draft, Perrish Cox ranked third among NFL rookies with 14 passes defended that year. When he joined the 49ers in 2012, he was reunited with his former position coach in Denver, Ed Donatell, the 49ers current secondary coach. Cox registered 14 tackles and 2 PDs in a reserve role and added 7 tackles on special teams, in 2012.

- Another hobby of his is bowling, where he has rolled a high score of 276. While a member of the Denver Broncos, he competed in a bowling league during his free time.
- Cox recently went on vacation and left the country for the first time in his life, traveling to Puerto Rico. "It was the best time I have ever had," Cox said. "It was just the town, the streets, just meeting and greeting with all the nice people. I plan on going again."

// GOLDMINE

- Cox began playing football in large part to his father. His dad was his coach and mentor growing up and taught him the importance of hard work and setting goals. His parents kept him motivated growing up. Perrish has three children, who he says are his motivation now. "My family is all I think about all day and that's what keeps me grounded," Cox said.

COX'S GAME-BY-GAME

2013														2013 Returns													
Date	Opp	W/L	P/S	Tot	Sol	Ast	Sk	Yds	Int	Yds	PD	FF	FR	Yds	Date	Opp	KR	Yds	Avg	Lg	TD	PR	FC	Yds	Avg	Lg	TD
Sep 8	GB	W	1/0	0	0	0	0.0	0.0	0	0	0	0	0	0	Sep 8	GB	1	30	30.0	30	0	0	0	0	-	-	0
Sep 15	at Sea	L	1/0	0	0	0	0.0	0.0	0	0	0	0	0	0	Sep 15	at Sea	2	52	26.0	29	0	0	0	0	-	-	0
Sep 22	Ind	L	1/0	0	0	0	0.0	0.0	0	0	0	0	0	0	Sep 22	Ind	0	0	-	-	0	0	0	0	-	-	0
Sep 26	at StL	W	1/0	0	0	0	0.0	0.0	0	0	0	0	0	0	Sep 26	at StL	0	0	-	-	0	0	0	0	-	-	0
Oct 6	Hou														Oct 6	Hou											
Oct 13	Arz														Oct 13	Arz											
Oct 20	at Ten														Oct 20	at Ten											
Oct 27	at Jax														Oct 27	at Jax											
Nov 10	Car														Nov 10	Car											
Nov 17	at NO														Nov 17	at NO											
Nov 25	at Was														Nov 25	at Was											
Dec 1	StL														Dec 1	StL											
Dec 8	Sea														Dec 8	Sea											
Dec 15	at TB														Dec 15	at TB											
Dec 23	Atl														Dec 23	Atl											
Dec 29	at Arz														Dec 29	at Arz											
TOTALS			4/0	0	0	0	0.0	0.0	0	0	0	0	0	0	TOTALS		3	82	27.3	30	0	0	0	0	-	-	0

COX'S CAREER STATISTICS

YEAR	TEAM	GP	GS	TACKLES					YDS	INT	INTERCEPTIONS				PD	FUMBLES		
				TOT	SOL	AST	SACKS	YDS			YDS	LG	TD	FF		FR	YDS	
2010	DEN	15	9	55	54	1	0.0	0.0	1	15	15	0	14	2	0	0		
2011	Out of Football		—	—	—	—	—	—	—	—	—	—	—	—	—	—		
2012	SF	16	0	14	10	4	0.0	0.0	0	0	—	0	2	0	0	0		
2013	SF	4	0	0	0	0	0.0	0.0	0	0	—	0	0	0	0	0		
TOTALS		35	9	69	64	5	0.0	0.0	1	15	15	0	16	2	0	0		

PLAYOFFS

YEAR	TEAM	GP	GS	TACKLES					YDS	INT	YDS	INTERCEPTIONS			PD	FUMBLES		
				TOT	SOL	AST	SACKS	SACKS				LG	TD	FF		FR	YDS	
2012	SF	3	0	3	2	1	0.0	0.0	0	0	—	0	0	0	0	0	0	
TOTALS		3	0	3	2	1	0.0	0.0	0	0	—	0	0	0	0	0	0	

YEAR	TEAM	KICKOFF RETURNS					PUNT RETURNS					
		NO	YDS	AVG	LG	TD	NO	FC	YDS	AVG	LG	TD
2010	DEN	9	172	19.1	30	0	3	1	7	2.3	4	0
2013	SF	3	82	27.3	30	0	0	0	0	—	—	0
TOTALS		12	254	21.2	30	0	3	1	7	2.3	4	0

Additional Statistics:

Special Teams Tackles: Regular Season — 11: 2010 (4); 2012 (7); Postseason — 1: 2012 (1)

Milestones:

NFL Debut: at Jax. (9/12/10); **First Start:** vs. Ind. (9/26/10); **First INT:** vs. Sea. (9/19/10 — QB Matt Hasselbeck); **First FF:** vs. NYJ (10/17/10 — WR Santonio Holmes)

COX'S CAREER HIGHS

Total Tackles: 8 at KC (12/5/10)

Solo: 8 at KC (12/5/10)

Assists: 1 (4 times) Last at StL (12/2/12)

Passes Defensed: 4 vs. Ind. (9/26/10)

Interceptions: 1 vs. Sea. (9/19/10)

Interception Yards: 15 vs. Sea. (9/19/10)

Forced Fumbles: 1 (2 times) Last vs. SD (1/2/11)

Kickoff Returns: 3 at Jax. (9/12/10)

Kickoff Return Yards: 62 at Jax. (9/12/10)

Long Kickoff Return: 30 (2 times) Last vs. GB (9/8/13)



MICHAEL CRABTREE

15

WIDE RECEIVER

H: 6-1 W: 214

BORN 9.14.87 // DALLAS, TX // CARTER HS, DALLAS, TX
TEXAS TECH // 5TH YEAR // ACQUIRED D-1 IN '09

As the 10th overall pick in the 2009 NFL Draft by San Francisco, Michael Crabtree has showcased his rare combination of size, hands and run-after-the-catch ability during his first four seasons with the 49ers. A reliable receiver, Crabtree has caught a pass in each of his 58 NFL games played, which includes recording at least three receptions in 49 of those contests. He excelled in 2012, as he led the team in receptions and receiving yards for the second straight season. Crabtree set career highs last year with 85 receptions for 1,105 yards and 9 touchdowns. He became the first 49ers wide receiver to record a 1,000 yard season since Terrell Owens in 2003. Widely considered one of the most prolific receivers in college football history, Crabtree earned the coveted Biletnikoff Award - given to the nation's best receiver - in each of his two seasons played at Texas Tech.

// CAREER HIGHLIGHTS

- Became the first 49ers player since WR Terrell Owens in 2003 to post a 1,000-yd. receiving season, tallying a career year in 2012 with 85 repts. for 1,105 yds. and 9 TDs.
- Registered 2, 100-yd. receiving games in the 2012 postseason with 3 TD repts.

// 2013 HIGHLIGHTS

- Placed on the Reserve/PUP List on 8/27.

// GOLDMINE

- In 2012, Crabtree teamed with the video game "The Hip-Hop Dance Experience," to create a new touchdown dance, the Crab Shake. Each time Crabtree performed the routine in a game, the gaming company donated \$1,000 to Crabtree's favorite charity, the Boys & Girls Club. With help from Bay Area musician Too Short, he worked with a choreographer to perfect his dance moves. "Gotta show the Bay Area some love. I'm from Texas and the Crab Shake is straight from the south side, but the music, that's the Bay right there," Crabtree said. "The south side mixed with the Bay Area, to me, that's the best of both worlds." He also competed with Broncos LB Von Miller and Eagles RB LeSean McCoy to win fan votes on Twitter for the best dance moves.

With every Crab Shake touchdown dance, he chose to donate \$1,000 to the Boys & Girls Club because the organization meant so much to him from his own personal experiences. Growing up, Michael found refuge at his local Boys & Girls Club in Dallas. "This is real, because every day when I was growing up, I was at the Boys & Girls Club just playing everything," he said. "We played pool and ping pong. We were running and racing, playing football and basketball and boxing. I just grew up there, and they were even there for me when I needed tutoring, so I felt it was only right that I support them back. That's what's so great about this, I'm dancing and celebrating in the end zone, and I'm giving back at the same time. It really means a lot to me." In 2012, he rewarded the club with a career-high 9 touchdowns.

- A Jordan Brand athlete, Michael has big plans for unveiling some cleats during the 2012 season. Michael knows fashion and really gives his input on the details of the shoe design, "I tell them what material and color I want and where. I may tell them that I want this leather, this part suede and this part mesh." He hopes to set his own trends, "If everybody is doing it, then I'm not going to wear it."

Michael received a basketball scholarship as well as football coming out of high school, so it's understandable how humbling it is to wear the Jordan brand. "It's the best of both worlds right now. Jordan is real big on who represents him with his brand. He looks for sharp guys with good character."

- A nationally-ranked basketball player at Carter HS in Dallas, TX, Michael was rated among the top 50 prospects in Texas and received several scholarship offers from major colleges. As a senior, he averaged 20.8 points, 6.7 rebounds and 3.1 assists per game. Michael limited his college options to those that would allow him to play both basketball and football. He chose Texas Tech because both Bob Knight and Mike Leach recruited him.
- Michael has so many pairs of shoes he can't put a number on it. Shoes take up his parents' garages, his house in Dallas, and any other place he can store them. Some may say that's excessive, but they may not know the real reason behind his shoe collection. "Growing up I didn't have many shoes. I used to love shoes and cherish the ones that I had. I'd clean them up every day and polish them." Crabtree has big plans for a shoe rack at his home in the Bay Area so he can put them all on display. The shoes are not in boxes though, "I want to see them, my closet is going to look like Niketown."
- Michael's desire to play football can be traced to video games when he was young. "Growing up, all I did was play video games. I was a big Madden fan, and even before that, I was a big Tecmo Bowl guy," Crabtree said. "Tecmo Bowl, that was the game. It was so simple, but at the same time, I think that's what made it so much fun. There weren't even any flags, you could run all around the field with Bo Jackson. I love that game." Even now, he'll have fans come up to him to talk not just his play on the football field, but Crabtree's digital character in the video game and in fantasy football. He said he'd like to have the Crab Shake dance be used in the upcoming Madden game and laughed about being rated higher in the game. "They need to give me some more speed in there. I check the ratings, and I couldn't believe my score. My speed is a little suspect in that game, but I'm going to keep my cool [laughing]," he said, jokingly.

CRABTREE'S CAREER STATISTICS

YEAR	TEAM	GP	GS	RECEIVING					RUSHING				
				NO	YDS	AVG	LG	TD	ATT	YDS	AVG	LG	TD
2009	SF	11	11	48	625	13.0	50	2	0	0	—	—	0
2010	SF	16	15	55	741	13.5	60t	6	0	0	—	—	0
2011	SF	15	14	72	874	12.1	52t	4	1	6	6.0	6	0
2012	SF	16	16	85	1,105	13.0	49t	9	1	8	8.0	8	0
2013	SF	—	—	PLACED ON RESERVE/PUP LIST ON 8/27					—	—	—	—	—
TOTALS		58	56	260	3,345	12.9	60t	21	2	14	7.0	8	0

PLAYOFFS

YEAR	TEAM	GP	GS	RECEIVING					RUSHING				
				NO	YDS	AVG	LG	TD	ATT	YDS	AVG	LG	TD
2011	SF	2	2	5	28	5.6	9	1	0	0	—	—	0
2012	SF	3	3	20	285	14.3	33	3	0	0	—	—	0
TOTALS		5	5	25	313	12.5	33	4	0	0	—	—	0

Additional Statistics:

Fumble – Lost: Regular Season 1–1: 1–1 in 2009; Postseason 1–1: 1–1 in 2012

Milestones:

NFL Debut: at Hou. (10/25/09); **First Start:** at Hou. (10/25/09); **First Reception:** at Hou. (10/25/09 – 4–yd. pass from QB Shaun Hill); **First TD Reception:** at GB (11/22/09 – 38–yd. pass from QB Alex Smith); **100–yd. Games:** 7, Last vs. Arz. (12/30/12 – 172 yds.); **Reached 1,000 rec. yds:** vs. Den. (10/31/10 – 28–yd. TD pass from QB Troy Smith); **Reached 2,000 rec. yds:** at Arz. (12/11/11 – 15–yd. pass from QB Alex Smith); **Reached 3,000 rec. yds:** vs. Mia. (12/9/12 – 3–yd. pass from QB Colin Kaepernick)

CRABTREE'S CAREER HIGHS

Receptions: Regular Season – 9 (3 times) Last vs. Mia (12/9/12);

Postseason – 9 vs. GB (1/12/13)

Receiving Yards: Regular Season – 172 vs. Arz. (12/30/12); Postseason – 119 vs. GB (1/12/13)

Rushes: 1 (2 times) Last at Arz. (10/29/12)

Long Rush: 8 at Arz. (10/29/12)

Long Reception: Regular Season – 60t at StL (12/26/10); Postseason – 33 at Atl (1/20/13)

TD Receptions: Regular Season – 2 (4 times) Last vs. Arz. (12/30/12); Postseason – 2 vs. GB (1/12/13)



CHRIS CULLIVER

29

CORNERBACK
H: 6-0 W: 199

BORN 8.17.88 // PHILADELPHIA, PA // GARNER MAGNET HS, GARNER, NC
SOUTH CAROLINA // 3RD YEAR // ACQUIRED D-3 IN '11

Chris Culliver saw action in all 32 regular season games and 5 postseason games over the course of his first two seasons in the NFL. He started six games in 2012 and recorded a career-high 56 tackles and 2 INTs. After beginning his collegiate career at safety, Culliver made the transition to cornerback as a senior.

// 2013 HIGHLIGHTS

- Placed on Injured Reserve on 8/27.

CULLIVER'S CAREER STATISTICS

YEAR	TEAM	GP	GS	TACKLES			SACKS	YDS	INT	INTERCEPTIONS				FUMBLES		
				TOT	SOL	AST				YDS	LG	TD	PD	FF	FR	YDS
2011	SF	16	0	36	31	5	0.0	0.0	1	23	23	0	7	0	0	0
2012	SF	16	6	56	43	13	0.0	0.0	2	4	4	0	14	0	1	0
2013	SF	—	—	—	PLACED ON INJURED RESERVE ON 8/27											
TOTALS		32	6	92	74	18	0.0	0.0	3	27	23	0	21	0	1	0

PLAYOFFS

YEAR	TEAM	GP	GS	TACKLES			SACKS	YDS	INT	INTERCEPTIONS				FUMBLES		
				TOT	SOL	AST				YDS	LG	TD	PD	FF	FR	YDS
2011	SF	2	0	10	8	2	0.0	0.0	0	0	—	0	1	0	0	0
2012	SF	3	2	12	10	2	0.0	0.0	1	6	6	0	3	0	0	0
TOTALS		5	2	22	18	4	0.0	0.0	1	6	6	0	4	0	0	0

Additional Statistics:

Special Teams Tackles: Regular Season — 11: 2011 (4); 2012 (7); Postseason — 1: 2011 (1)

Milestones:

NFL Debut: vs. Sea. (9/11/11); **First Start:** at GB (9/9/12); **First INT:** vs. TB (10/9/11 — QB Josh Freeman); **First FR:** at NE (12/16/12 — RB Shane Vereen)

CULLIVER'S CAREER HIGHS

Total Tackles: Regular Season — 8 (2 times) Last at NE (12/16/12); Postseason — 6 vs. NYG (1/22/12)
Solo: Regular Season — 7 at NE (12/16/12); Postseason — 5 vs. NYG (1/22/12)
Assists: 2 (3 times) Last at StL (12/2/12); Postseason — 1 (2 times) Last vs. GB (1/12/13)

Passes Defensed: Regular Season — 4 at Arz. (10/29/12); Postseason — 2 vs. Bal. (2/3/13)

Fumble Recoveries: 1 at NE (12/16/12)

Interceptions: Regular Season — 1 (2 times) Last vs. Buf. (10/7/12); Postseason — 1 at Atl. (1/20/13)



CRAIG DAHL

43

SAFETY

H: 6-1 W: 212

BORN 6.17.85 // MADISON LAKE, MN // MANKATO EAST HS, MANKATO, MN
NORTH DAKOTA STATE // 7TH YEAR // ACQUIRED FA IN '13

The 49ers signed six-year NFL veteran Craig Dahl as a free agent in 2013, after he started all 16 games for the NFC West rival St. Louis Rams the year before. Since signing with the New York Giants as an undrafted free agent from North Dakota State, he has played in 74 games (42 starts) over the last seven seasons. Dahl has registered 339 tackles, 2.0 sacks, 4 INTs, 3 FFs, 3 FRs and 1 blocked punt in his career.

// 2013 HIGHLIGHTS

- Registered his first-career blocked punt, at Sea. (9/15), on Seahawks P Jon Ryan, marking the first blocked punt by the 49ers since former LB Larry Grant blocked P Robert Malone's punt at NYJ (9/30/12).

// GOLDMINE

- Growing up in Minnesota where there are lakes everywhere, Dahl grew fond of water sports. In the summer time he enjoyed fishing, boating and water skiing. Now out in sunny and mild California, Dahl has taken up golf as a new hobby.
- Dahl's interest in mechanical engineering must have been peaked by working at his father, Terry's, home automation business growing up. A mechanical engineering major, Dahl was lucky enough to land an internship with an inventor in college. "We worked on about 12 projects of his. Inventions, ideas and new designs," said Dahl. "We did some studies in geothermal heating and cooling, which really interested me."
- He is a part owner of a commercial real estate company named 43 LLC. They handle real estate mostly in Minnesota, but have branched out into Texas as well.

DAHL'S GAME-BY-GAME

2013

Date	Opp	W/L	P/S	Tot	Sol	Ast	Sk	Yds	Int	Yds	PD	FF	FR	Yds
Sep 8	GB	W	1/0	0	0	0	0.0	0.0	0	0	0	0	0	0
Sep 15	at Sea	L	1/0	4	1	3	0.0	0.0	0	0	0	0	0	0
Sep 22	Ind	L	1/0	0	0	0	0.0	0.0	0	0	0	0	0	0
Sep 26	at StL	W	1/0	0	0	0	0.0	0.0	0	0	0	0	0	0
Oct 6	Hou													
Oct 13	Arz													
Oct 20	at Ten													
Oct 27	at Jax													
Nov 10	Car													
Nov 17	at NO													
Nov 25	at Was													
Dec 1	StL													
Dec 8	Sea													
Dec 15	at TB													
Dec 23	Atl													
Dec 29	at Arz													
TOTALS				4/0	4	1	3	0.0	0.0	0	0	0	0	0

Special Teams Tackles: 1

Blocked Punts: 1

DAHL'S CAREER STATISTICS

YEAR	TEAM	GP	GS	TACKLES					INTERCEPTIONS					FUMBLES		
				TOT	SOL	AST	SACKS	YDS	INT	YDS	LG	TD	PD	FF	FR	YDS
2007	NYG	9	2	18	10	8	0.0	0.0	0	0	—	0	0	0	0	0
2008	NYG	—	—	—	—	INJURED RESERVE (Knee)			—	—	—	—	—	—	—	—
2009	STL	14	8	70	45	25	1.0	8.0	0	0	—	0	4	0	2	3
2010	STL	15	13	93	45	48	1.0	10.0	2	23	23	0	4	1	1	0
2011	STL	16	3	54	36	18	0.0	0.0	1	—3	0	0	0	2	0	0
2012	STL	16	16	104	67	33	0.0	0.0	1	38	38	0	2	0	0	0
2013	SF	4	0	4	1	3	0.0	0.0	0	0	—	0	0	0	0	0
TOTALS		74	42	339	204	135	2.0	18.0	4	58	38	0	10	3	3	3

Additional Statistics:**Special Teams Tackles – 50:** 2007 (5), 2009 (11), 2010 (13), 2011 (10), 2012 (10); 2013 (1)**Blocked Punts – 1:** 2013 (1)**Milestones:**

NFL Debut: vs. GB (9/16/07); **First Start:** at Phi. (12/9/07); **First INT:** at Arz. (12/5/10 – QB Derek Anderson); **First FF:** vs. Car. (10/31/10 – WR Steve Smith); **First FR:** at Jax. (10/18/09 – RB Maurice Jones–Drew); **First Sack:** vs. Min (10/11/09 – QB Brett Favre); **First Blocked Punt:** at Sea. (9/15/13 – by P Jon Ryan)

DAHL'S CAREER HIGHS

Total Tackles: 12 at SF (12/4/11)**Solo:** 7 (3 times) Last vs. NE (10/28/12)**Assists:** 7 vs. GB (9/27/09)**Passes Defensed:** 2 (2 times) Last vs. SF (12/26/10)**Interceptions:** 1 (4 times) Last at Arz. (11/25/12)**Long Interception Return:** 38 at Arz. (11/25/12)**Fumble Recoveries:** 1 (3 times) Last vs. Arz. (9/12/10)**Forced Fumbles :** 1 (3 times) Last at SF (12/4/11)



ANTHONY DAVIS

76

TACKLE
H: 6-5 W: 323

BORN 10.11.89 // PISCATAWAY, NJ // PISCATAWAY HS, PISCATAWAY, NJ
RUTGERS // 4TH YEAR // ACQUIRED D-1A IN '10

Armed with tremendous size, strength, and athleticism, Anthony Davis made an immediate impact at right tackle as a rookie after being selected with the 11th overall pick in the 2010 NFL Draft. Last season, Davis was recognized by his fellow offensive linemen as they selected him the 2012 recipient of the Bobb McKittrick Award, given annually to the 49ers offensive lineman who best exemplifies the dedication, excellence and commitment of its namesake. Davis, along with fellow offensive lineman G Mike Iupati, are two of only four members of the 2010 NFL Draft class to start every game from 2010-12 (Jax. DT Tyson Alualu & Sea. S Earl Thomas). They became just the third set of rookies to start every game on the offensive line since the 16-game schedule was instituted in 1978.

// 2013 HIGHLIGHTS

- Was part of an offensive line that helped amass the 2nd most total net yds. on opening day in 49ers franchise history with 494 yds. (404 passing yds. and 90 rushing yds.) vs. GB (9/8).
- Helped pave the way for 219 yds. rushing at StL (9/26). It marked the first time the 49ers had three different RBs score a rushing TD in the same game since 12/2/01 vs. Buf. (Garrison Hearst, Fred Beasley and Paul Smith).

// GOLDMINE

- In 2012, Anthony won the 49ers Bobb McKittrick Award, given annually to the 49ers offensive lineman who best represents the courage, intensity and sacrifice displayed by the longtime offensive line coach. It is voted on by the offensive line. At age 23, Davis became the youngest player in franchise history to win the award.
- Anthony saw first hand the struggles of life while growing up, but that never discouraged him, or the person he leaned on most, his mom. "My mom made it happen, she never played the victim. She always taught me you've got to do what you've got to do."
- Anthony got his first tattoo when he was 15 and has added many more to his arms. "The eye on my hand means wisdom and protection." His favorite tattoo is on the inside of his left forearm, "Wealth is of the heart and the mind, not the wallet." The other ink on his arms range from the Rutgers Scarlet Knight, a dream catcher and a clown in a straight jacket, "I haven't named him yet."

DAVIS' CAREER STATISTICS

GAMES/STARTS – 52/52; 2010 (16/16); 2011 (16/16); 2012 (16/16); 2013 (4/4)

POSTSEASON GAMES/STARTS – 5/5; 2011 (2/2); 2012 (3/3)

Milestones:

NFL Debut: vs. Sea. (9/12/10); **First Start:** at Sea. (9/12/10)



VERNON DAVIS

85

TIGHT END

H: 6-3 W: 250

BORN 1.31.84 // WASHINGTON D.C. // DUNBAR HS, WASHINGTON, D.C.
MARYLAND // 8TH YEAR // ACQUIRED D-1A IN '06

Vernon Davis has solidified himself as the most versatile and explosive tight end in the game. Selected by the 49ers with the 6th overall pick in the 2006 NFL Draft, Davis' star has shined when the lights have been the brightest. After registering 10 catches for 292 yds. and 4 TDs during the 2011 playoffs, becoming just the fifth player in the Super Bowl era to register at least 2 receiving TDs in consecutive postseason games in the same season, he raised the ante the following year. Davis followed up his first trip to the playoffs with 254 rec. yds. in the 2012 postseason, joining Cardinals WR Larry Fitzgerald as the only two players in NFL history to register 4, 100-yd. receiving games in their first five playoff contests. Davis led the team in both receiving yards and touchdowns in 2009 and 2010, and was rewarded with a five-year contract extension on September 11, 2010. Davis is just as active off the field as he is on it, pursuing everything from curling and painting to humanitarian trips overseas.



// CAREER HIGHLIGHTS

- Ranks 1st in franchise history among TEs in TDs (43) and ranks 2nd in both receipts. (356) and rec. yds. (4,487), trailing TE Brent Jones in both categories. His 43 rec. TDs are t-6th (WR Freddie Solomon and WR John Taylor) most in 49ers history. His 356 receipts. are 8th most in 49ers history, and his 4,487 rec. yds. ranks 9th in franchise history.
- Has 8, 100-yd. rec. games, which ranks 1st in franchise history among TEs (TE Monty Stickles ranks second with 6).
- Has tallied 546 career postseason rec. yds., ranking 6th most in NFL postseason history among TEs.
- Compiled 10, career 25+ yd. receipts. in 5 career postseason games, which ranks 2nd in 49ers postseason history, trailing WR Jerry Rice (14 receipts. in 23 games).
- Since 2009, Davis ranks t-2nd (Antonio Gates, SD) in the NFL in rec. TDs (34), among all TEs, and ranks t-5th (WR Larry Fitzgerald, Arz.; TE Antonio Gates, SD) among all positions.
- Set single-season career highs with 78 receipts., 965 rec. yds. and 13 TD receipts., in 2009. He was one of only two TEs to lead their team in all three categories (Kellen Winslow, TB). His rec. yds. and TD totals were both single-season records among 49ers TEs all-time.

MOST RECEIVING TDs IN THE NFL BY A TE SINCE 2009	
Player	TDs
1. Rob Gronkowski, NE	38
2t. Vernon Davis, SF	34
Antonio Gates, SD	34
4. Tony Gonzalez, Atl.	30
5. Jimmy Graham, NO	29

- In 2009, his 13 TD receipts. tied the then-NFL record for most in a season by a TE (Antonio Gates - 13 TDs in 2004). Davis' TD receipts. tied for the most in the NFL with Patriots WR Randy Moss and Cardinals WR Larry Fitzgerald, making him the second TE (TE Rob Gronkowski - 17) in the Super Bowl era to lead the league (or tie for the lead) in TD receipts.
- Registered his 4th career 100-yd. game in the postseason vs. Bal. (2/3/13) in Super Bowl XLVII. He now ranks t-1st in NFL postseason history for the most 100-yd. receiving games by a tight end, [TE Keith Jackson (40).

MOST TDs IN A SEASON BY A TIGHT END IN NFL HISTORY

Player	TDs
1. Rob Gronkowski, 2011	17
2t. Vernon Davis, 2009	13
Antonio Gates, 2004	13
4t. Todd Christensen, 1983	12
Mike Ditka, 1961	12
Jerry Smith, 1967	12
Wesley Walls, 1999	12

// 2013 HIGHLIGHTS

- Registered his 5th career multi-TD game, as he hauled in 6 receipts. for 98 yds. and 2 TDs vs. GB (9/8).
- Davis' 6 TD receipts. vs. GB are the most by a tight end in NFL history, according to STATS, Inc.
- Davis hauled in a 12-yd. pass, thrown by QB Colin Kaepernick, in the 3rd qtr. at StL (9/26), giving him 3 rec. TDs in 3 games played this season.

DAVIS' GAME-BY-GAME

2013

Date	Opp	W/L	P/S	Rec	Yds	Avg	Lg	TD
Sep 8	GB	W	1/1	6	98	16.3	37	2
Sep 15	at Sea	L	1/1	3	20	6.7	8	0
Sep 22	Ind	L	—	INACTIVE (Hamstring)				
Sep 26	at StL	W	1/1	2	18	9.0	12	1
Oct 6	Hou							
Oct 13	Arz							
Oct 20	at Ten							
Oct 27	at Jax							
Nov 10	Car							
Nov 17	at NO							
Nov 25	at Was							
Dec 1	StL							
Dec 8	Sea							
Dec 15	at TB							
Dec 23	Atl							
Dec 29	at Arz							
Totals			3/3	11	136	12.4	37	3

// GOLDMINE

- Davis opened his own Jamba Juice location in Santa Clara, CA, on March 1 of this year. "Not only are you helping people with a job opportunity, you are helping them to stay healthy and live an active and healthy lifestyle," Davis said about his new business.
- On December 10, 2012, Davis celebrated the grand opening of his new art gallery, Gallery 85, which is located in San Jose's upscale Santana Row and features pieces by Davis himself.
Vernon has always had an affinity for art and is an avid admirer of Michelangelo and the Renaissance period. In 2010 and 2011, he got the opportunity to give back to his passion for art. Director of Cultural Affairs for the San Francisco Arts Commission Luis R. Cancel, in conjunction with the Young at Art Festival, a project of the San Francisco Unified School District and the Fine Arts Museum of San Francisco, announced the launch of "Art Impact." Vernon was the inaugural speaker for Art Impact, and the San Francisco Unified School District created a scholarship in Vernon's name, called the Vernon Davis Visual Arts Scholarship, which will provide tuition support to a San Francisco youth interested in pursuing a career in the visual arts. In May of 2011, he handed out his first scholarship to San Francisco high school student, Sheryl Quock, a promising fashion designer.
- After a breakout season in 2009, Vernon was named the recipient of the Len Eshmont Award, the 49ers most prestigious annual honor. The Len Eshmont Award honors the player who best exemplifies the "inspirational and courageous play" of Len Eshmont and is voted on by the players.
- Vernon was named an honorary captain of the USA Curling Team at the 2010 Winter Olympics in Vancouver, BC, Canada. He attended the games and served as an ambassador for the team in order to help gain support for the sport.
- During the 2010 offseason, Vernon also traveled to Afghanistan with five fellow NFL players as part of the NFL-USO tour. They first stopped at Al Udeid Air Force Base, 40 miles outside of Doha, Qatar, then traveled on to Bagram Air Force Base in Afghanistan. The trip gave Vernon perspective and knowledge of the efforts being put forth by our military in the Middle East.

- Vernon is not one to sit back and relax during the offseason. In March of 2010, he joined his younger brother, Vontae, and six other NFL players on a humanitarian trip to Uganda and Rwanda. The crew spent 10 days distributing 22,000 hearing aids throughout the African regions as part of the Pros for Africa organization. "It was amazing. It was breathtaking because you look at these kids who can't hear anything and you plug these hearing aids in their ears and all of a sudden they're responding. You can't do anything but be thankful to be able to help them hear and respond. It brought a lot of emotion. I'm already an emotional guy."
- During the 2010 offseason, Vernon and Vontae hosted a football and mentoring clinic at Howard University in their native Washington, D.C. "It means a lot to me, because I know how important it is to go out and give back and share some of the lessons and just the gifts that you always wanted as a kid," Davis said. "Growing up in a low-income, poverty area in the inner city of Washington, D.C., I know what it's like. When I think of the kids, it touches me in ways you can't even imagine."
- When Vernon was a freshman in college he wanted to honor the person who raised him to be the person he is today, his grandmother, Adaline. He decided to get a tattoo on the inside of his left arm with her name. His grandmother's reaction wasn't a good one at first, but she understood why he did it because in Vernon's words, he could look onto the inside of his left arm just to think of her. "She's really influenced me and really pushed me, made me open my eyes and see that besides football, there are other things that I can get involved with if I don't make it." Adaline was the one who raised most of his siblings and gave Vernon direction in his life, teaching him to set goals and molding him into the person he is today.

DAVIS' CAREER STATISTICS

YEAR	TEAM	GP	GS	NO	RECEIVING				ATT	RUSHING			
					YDS	AVG	LG	TD		YDS	AVG	LG	TD
2006	SF	10	8	20	265	13.3	52t	3	2	5	2.5	9	0
2007	SF	14	14	52	509	9.8	31	4	0	0	—	—	0
2008	SF	16	16	31	358	11.5	57	2	1	11	11.0	11	0
2009	SF	16	16	78	965	12.4	73t	13	0	0	—	—	0
2010	SF	16	16	56	914	16.3	66t	7	0	0	—	—	0
2011	SF	16	16	67	792	11.8	44	6	2	-5	-2.5	-2	0
2012	SF	16	16	41	548	13.4	53	5	0	0	—	—	0
2013	SF	3	3	11	136	12.4	37	3	0	0	—	—	0
TOTALS		107	105	356	4,487	12.6	73t	43	5	11	2.2	11	0

PLAYOFFS

YEAR	TEAM	GP	GS	NO	RECEIVING				ATT	RUSHING			
					YDS	AVG	LG	TD		YDS	AVG	LG	TD
2011	SF	2	2	10	292	29.2	73t	4	0	0	—	—	0
2012	SF	3	3	12	254	21.2	44	1	0	0	—	—	0
TOTALS		5	5	22	546	24.8	73t	5	0	0	—	—	0

Additional Statistics:

Fumbles—Lost — 6—3: 1—1 in 2006, 1—1 in 2007, 2—1 in 2008, 3—1 in 2011

Milestones:

NFL Debut: at Arz. (9/10/06); **First Start:** at Arz. (9/10/06); **First Reception:** at Arz. (9/10/06 — 31-yd. pass from QB Alex Smith); **100th Reception:** at StL (12/21/08 — 17-yd. pass from QB Shaun Hill); **250th Reception:** at Cin. (9/25/11 — 39-yd. pass from QB Alex Smith); **350th Reception:** vs. GB (9/8/13 — 37-yd. pass from QB Colin Kaepernick); **First TD Recept:** at Arz. (9/10/06 — 31-yd. pass from QB Alex Smith); **25th career TD receipt:** vs. Oak. (10/17/10 — 17-yd. pass from QB Alex Smith); **100—Yd. Games:** 8, Last vs. Buf. (10/7/12 — 106 yds.); **Multi—TD Games:** 5, Last vs. GB (9/8/13 — 2 TDs); **100th Career Game:** at StL (12/2/12); **100th Career Start:** at NE (12/16/12)

DAVIS' CAREER HIGHS

Receptions: Regular Season — 10 vs. Ten. (11/8/09); Postseason — 7 vs. NO (1/14/12)

Receiving Yards: Regular Season — 126 at GB (12/5/10); Postseason — 180 vs. NO (1/14/12)

Long Reception: Regular Season — 73t at StL (1/3/10); Postseason — 73t vs. NYG (1/22/12)

TD Receptions: 3 at Hou. (10/25/09); Postseason — 2 (2 times) Last vs. NYG (1/22/12)



PHIL DAWSON

9

KICKER

H: 5-11 W: 200

BORN 1.23.75 // WEST PALM BEACH, FL // LAKE HIGHLANDS HS, DALLAS, TX
TEXAS // 15TH YEAR // ACQUIRED FA IN '13

Coming off the first Pro Bowl selection of his career, Phil Dawson joins the 49ers after spending the previous 14 seasons with the Cleveland Browns. Dawson makes the move to San Francisco after establishing himself as one of the most accurate kickers in NFL history, ranking 10th all-time with a FG percentage of 83.5% (308 of 369) and 3rd in NFL history from 50+ yards, making 66.7% (24 of 36) of his kicks. While the windy elements of Candlestick Park can create difficult kicking conditions, Dawson has proven himself to be one of the most reliable kickers in extreme weather conditions in NFL history.



// CAREER HIGHLIGHTS

- Has the 2nd highest (Matt Stover - 83.7%) all-time FG percentage, among kickers with 300+ FG atts., in NFL history at 83.5%.
- Ranks as the Browns' franchise leader in FG percentage with a mark of 84% (305-363).
- Is 1st on the Browns' all-time FGs made list with 305 kicks made.
- Ranks 2nd in Browns' franchise history with 1,265 career points (Lou Groza - 1,349).
- Dawson's total of 24 50+ yd. FGs is t-9th in NFL history, while his percentage from the 50+ yd. range of 66.7% (24 of 36) ranks 3rd.
- Holds the Browns' franchise single-season record with 30 FGs made in 2008.
- Is the only player in Browns' franchise history to account for 6 100-point seasons.
- In 2008, he became the first player in Browns' franchise history to convert a 50+ yd. FG in three consecutive games.
- In 2004, he established a Browns' franchise record with 27 consecutive FGs made [vs. SD (10/19/03) - vs. NYJ (11/21/04)], only to one-up his own record in 2012 with 29 consecutive FGs made [vs. Bal. (12/4/11) - at Oak. (12/2/12)].

// GOLDMINE

- During the 2008 and 2011 seasons, Dawson teamed up with the Adoption Network to invite families who have recently adopted children to each Browns home game so they can form new memories as a family. "The reason behind all this is my wife was adopted so we have a pretty special place in our hearts for families trying to adopt," Dawson said.

Was active in the Cleveland community and founded the "Dawson's 4 Adoption" season ticket program which provided tickets, apparel and food for the Adoption Network Cleveland organization.

- His wife, Shannon, is a professional singer, who performed as a backup singer for Wayne Newton in Las Vegas. She's currently recording a country/contemporary Christian mix album that's set to come out at the end of the summer.
- Dawson's two main hobbies now are actually his first two part-time jobs growing up. His first official job, in middle school, was driving the tractor that picks up the golf balls at the driving range. "For every tray of balls I would bring in and pour in the washer, I'd get \$3," said Dawson. "The busier the driving range, the more money I made." His other job was mowing lawns. He and a friend would mow about 30 lawns every week during the summers. "I love golf and I love yard work," he said.

DAWSON'S GAME-BY-GAME

2013

Date	Opp	W/L	Pts	XP-XPA	FG-FGA	Kick-By-Kick
Sep 8	GB	W	10	4-4	2-3	48N, 27, 33
Sep 15	at Sea	L	3	0-0	1-1	21
Sep 22	Ind	L	1	1-1	0-0	
Sep 26	at StL	W	5	5-5	0-2	53N, 71N
Oct 6	Hou					
Oct 13	Arz					
Oct 20	at Ten					
Oct 27	at Jax					
Nov 10	Car					
Nov 17	at NO					
Nov 25	at Was					
Dec 1	StL					
Dec 8	Sea					
Dec 15	at TB					
Dec 23	Atl					
Dec 29	at Arz					
TOTALS			19	10-10	3-6	Long: 33

DAWSON'S CAREER HIGHS

Most Field Goals: Regular Season - 6 at SD (11/5/06);
Postseason - 2 at Pit. (1/5/03)

Most Field Goal Attempts: Regular Season - 6 at SD (11/5/06);
Postseason - 2 at Pit. (1/5/03)

Longest Field Goal: Regular Season - 56 yds. at Buf. (11/17/08);
Postseason - 31 at Pit. (1/5/03)

Most PATs: Regular Season - 6 (2 times) Last vs. Cin. (9/16/07);
Postseason - 3 at Pit. (1/5/03)

Most PAT Attempts: Regular Season - 6 (2 times) Last vs. Cin. (9/16/07);
Postseason - 3 at Pit. (1/5/03)

Most Points: Regular Season - 19 at SD (11/5/06);
Postseason - 9 at Pit. (1/5/03)

DAWSON'S CAREER STATISTICS

YEAR	TEAM	G	XP	XPA	PCT	FG	FGA	PCT	BLK	LG	PTS
1999	CLE	15	23	24	95.8	8	12	66.7	0	49	47
2000	CLE	16	17	17	100.0	14	17	82.4	0	45	59
2001	CLE	16	29	30	96.7	22	25	88.0	0	48	95
2002	CLE	16	34	35	97.1	22	28	78.6	1	52	100
2003	CLE	13	20	21	95.2	18	21	85.7	0	52	74
2004	CLE	16	28	28	100.0	24	29	82.8	0	50	100
2005	CLE	16	19	21	90.5	27	29	93.1	0	44	100
2006	CLE	16	25	25	100.0	21	29	72.4	0	51	88
2007	CLE	16	42	43	97.7	26	30	86.7	1	51	120
2008	CLE	16	18	18	100.0	30	36	83.3	0	56	108
2009	CLE	11	18	19	94.7	17	19	89.5	0	49	69
2010	CLE	16	28	28	100.0	23	28	82.1	0	48	97
2011	CLE	16	20	20	100.0	24	29	82.8	2	54	92
2012	CLE	16	29	29	100.0	29	31	93.5	1	53	116
2013	SF	4	10	10	100.0	3	6	50.0	0	33	19
TOTALS		219	360	368	97.8	308	369	83.5	5	56	1,284

PLAYOFFS

YEAR	TEAM	G	XP	XPA	PCT	FG	FGA	PCT	BLK	LG	PTS
2002	CLE	1	3	3	100.0	2	2	100.0	0	31	9
TOTALS		1	3	3	100.0	2	2	100.0	0	31	9

Additional Statistics:

Punting – 8–209: 2002 (2–36 yds.; 18.0 avg.; 18.0 net avg.); 2003 (1–29 yds.; 29.0 avg.; 29.0 net avg.); 2005 (2–53 yds.; 26.5 avg.; 26.5 net avg.); 2006 (2–58 yds.; 29.0 avg.; 19.0 net avg.); 2008 (1–33 yds.; 33.0 avg.; 33.0 net avg.)

Passing – 1–1–10–0–0 TDs: 2009 (1–1–10–0–0 TDs)

Rushing – 2–18–1 TD: 1999 (1–4–1 TD); 2003 (1–14)

Milestones:

NFL Debut: at Ten. (9/19/99); **First FG:** at Ten. (9/19/99); **100th FG Made:** at Bal. (11/7/04); **200th FG Made:** at Buf. (11/17/08); **300th FG Made:** at Oak. (12/2/12); **First PAT:** at Bal. (9/26/99); **100th PAT Made:** at Bal. (12/22/02); **200th PAT Made:** vs. Cin. (9/16/07); **300th PAT Made:** at Cin. (12/19/10); **500th Career Point:** vs. Chi. (10/9/05); **1,000th Career Point:** at NO (10/24/10); **100–Point Seasons:** 6, Last in 2012 (116)

DAWSON'S CAREER FIELD GOAL STATISTICS

YEAR	TEAM	1–19	PCT	20–29	PCT	30–39	PCT	40–49	PCT	50+	PCT	TOT
1999	CLE	0/0	–	2/2	100.0	3/5	60.0	3/5	60.0	0/0	–	8/12
2000	CLE	3/3	100.0	4/4	100.0	5/5	100.0	2/5	40.0	0/0	–	14/17
2001	CLE	0/0	–	10/10	100.0	8/9	88.9	4/6	66.7	0/0	–	22/25
2002	CLE	0/0	–	9/10	90.0	6/8	75.0	5/7	71.4	2/3	66.7	22/28
2003	CLE	2/2	100.0	7/7	100.0	4/5	80.0	3/5	60.0	2/2	100.0	18/21
2004	CLE	0/0	–	11/11	100.0	6/8	75.0	6/9	66.7	1/1	100.0	24/29
2005	CLE	2/2	100.0	11/11	100.0	9/11	81.8	5/5	100.0	0/0	–	27/29
2006	CLE	0/0	–	5/6	83.3	9/10	90.0	6/12	50.0	1/1	100.0	21/29
2007	CLE	2/2	100.0	9/10	90.0	7/8	87.5	7/8	87.5	1/2	50.0	26/30
2008	CLE	0/0	–	10/10	100.0	12/14	85.7	5/6	83.3	3/6	50.0	30/36
2009	CLE	0/0	–	7/7	100.0	5/5	100.0	5/6	83.3	0/1	0.0	17/19
2010	CLE	3/3	100.0	7/7	100.0	10/10	100.0	3/5	60.0	0/3	0.0	23/28
2011	CLE	0/0	–	7/9	77.8	3/4	75.0	7/8	87.5	7/8	87.5	24/29
2012	CLE	0/0	00.0	8/9	88.9	8/9	88.9	6/6	100.0	7/7	100.0	29/31
2013	SF	0/0	00.0	2/2	100.0	1/1	100.0	0/1	00.0	0/2	00.0	3/6
TOTALS		12/12	100.0	109/115	94.8	96/112	85.7	67/94	71.3	24/36	66.7	308/369

PLAYOFFS

YEAR	TEAM	1–19	PCT	20–29	PCT	30–39	PCT	40–49	PCT	50+	PCT	TOT
2002	CLE	0/0	–	1/1	100.0	1/1	100.0	0/0	–	0/0	–	2/2
TOTALS		0/0	–	1/1	100.0	1/1	100.0	0/0	–	0/0	–	2/2



ALEX DEBNIAK

FULLBACK

H: 6-2 W: 240

BORN 1.5.90 // HUDSONVILLE, MI // HUDSONVILLE HS, HUDSONVILLE, MI
STANFORD // ROOKIE // ACQUIRED FA IN '13

Alex Debniak will spend his 1st NFL season on the Injured Reserve List after suffering a season-ending Achilles injury during the offseason OTAs. Debniak played his collegiate ball at Stanford University, where he learned from former Cardinal head coach and current 49ers head coach Jim Harbaugh for three years.

// 2013 HIGHLIGHTS

- Placed on Injured Reserve on 6/11.

// TRANSACTIONS

Originally signed as an undrafted free agent by SF on 5/7/13.

// COLLEGE

Saw action in 47 games over his five-year career at Stanford, where he played LB and on special teams units for the Cardinal. Tallied 56 tackles, 5.0 sacks, 6 TFLs and 2 FFs during his collegiate career. As a fifth-year senior in 2012, played in 14 games and registered 24 tackles, 4.0 sacks and 2 FFs. Was named All-Pac-12 honorable mention on special teams and earned Stanford's Outstanding Senior Award. In 2011, played in 12 games and finished the year with 10 tackles and 1 TFL and earned the Phil Moffat Award for the team's best special teams player. Played in 13 games in 2010, recording 18 tackles, 1.0 sack and 1 TFL. Redshirted in 2009. Played in 8 games as a true freshman in 2008, and finished the year with 4 tackles.

// PERSONAL

- Attended Hudsonville (MI) HS, where he registered 153 tackles and 26.0 sacks. As a senior, rushed for 1,387 yds. and 18 TDs on 167 carries., earning all-state, all-area and all-conference honors.
- Also competed on the track and field squad, where he set seven school records.
- Majored in human biology.



QUINTON DIAL

71

DEFENSIVE TACKLE

H: 6-5 W: 318

BORN 7.21.90 // PINSON, AL // CLAY-CHALKVILLE HS, CLAY, AL
ALABAMA // ROOKIE // ACQUIRED D-5 IN '13

Quinton Dial displayed a knack for making plays in big games at Alabama. Blessed with great size, he was used extensively along the defensive line. Dial notched 2.5 sacks, 45 tackles and 7.5 tackles for loss during his two years with the Crimson Tide.

// 2013 HIGHLIGHTS

- Placed on the Reserve/NFI List on 8/27.

// GOLDMINE

- Dial's 'church family' has played a major role in his life and has helped positively impact him, making him the man he is today. "They have supported me a lot throughout the years," said Dial. "They encouraged me and prayed with me. I would say my church family is my biggest supporter that I have right now and has helped me to get where I am today."
- Can you imagine going to the grocery store and seeing a 6-4, 270 pound, 16-year old bag boy? In Clay, AL, it was a reality because one of Dial's part-time jobs growing up was bagging groceries and pushing carts at his local grocery store. He also worked as a cook at a barbecue restaurant and cut grass to try to make some extra money.

// TRANSACTIONS

Originally a 5th-round (157th overall) draft choice by SF in 2013.

// COLLEGE

Played in 25 games for the Crimson Tide and registered 45 tackles, 2.5 sacks and 7.5 TFLs. As a senior, played in 13 games and notched 21 tackles, 1.5 sacks and 4.5 TFLs. During his junior year, played in 12 games tallying 1.0 sack, 3 TFLs and 24 tackles. Attended East Mississippi Community College where he was a standout at nose guard. As a freshman at EMCC, made 24 tackles with 3.0 sacks.

// PERSONAL

- Attended Clay-Chalkville (Clay, AL) HS and was rated the 33rd-best defensive tackle in the nation by Rivals.com.
- As a senior, was a member of the Alabama Sports Writers Association's Super 12 team, named First-Team All-State and was the 2008 ASWA's 6A Defensive Lineman of the Year.
- Was named second-team all-state by *The Birmingham News*.
- Born Quinton Dial (7/21/90) in Pinson, AL.



ANTHONY DIXON

24

RUNNING BACK
H: 6-1 W: 233

BORN 9.24.87 // JACKSON, MS // TERRY HS, TERRY, MS
MISSISSIPPI STATE // 4TH YEAR // ACQUIRED D-6A IN '10

Anthony Dixon is deceptively agile and quick for a back his size. Since entering the NFL in 2010 as the first of three, 6th-round draft choices (173rd overall), he has appeared in every game (52 regular season & 5 postseason games). In 2012, Dixon recorded 78 yards on the ground and 2 TDs, while making significant contributions on special teams, ranking 4th on those units in production points (621). Dixon had to overcome a variety of obstacles growing up, which included being homeless for quite some time. He and his three brothers have proven to be extremely resilient, as each has gone on to have successful athletic careers.

// GOLDMINE

- Anthony was put in a unique situation when he was 10 years old. His parents had divorced the previous year and debts piled on to where the family became homeless. "As soon as we hit rock bottom, I knew what time it was," explained Dixon. "It was time for me to step up and become the man of the house. I'm just trying to provide for my family and provide for my momma so she doesn't have to go through that again. I'm really just sacrificing my body for them." Dixon had a lot of free time on his hands growing up while his mom worked three different jobs. It was his responsibility to watch his younger brothers until his mom got home from work. "I had to grow up before it was my time, but it made me stronger today just seeing that and going through that."
- Anthony was the co-recipient (with FB Will Tukuafu) of the 2010 Thomas Herrion Award. The award is presented annually to a rookie or first-year player who has taken advantage of every opportunity, turned it into a positive and made their dream come true.

- Dixon has become the self proclaimed "cook" for his teammates during the offseason. Picking up tips here and there at a young age from his mother, Velma, father, Anthony, and uncle, Tommy. Growing up in the south, grilling and cooking was a frequent occurrence. "It's not hard, all you have to do is sit there, flip it, get it nice and it will do its own thing," Dixon said. "Once I figured that much out, I said, I like this. I can do this, it's easy."

// 2013 HIGHLIGHTS

- Recorded his first career kickoff return for 30 yds. vs. GB (9/8).
- Dixon gained 6 yds. on 3 carries at StL (9/26), including his 1st rushing TD of the season and 7th of his career. Also added his 1st career FF on special teams.

DIXON'S GAME-BY-GAME

2013

Date	Opp	W/L	P/S	Rsh	Yds	Avg	Lg	TD	Rec	Yds	TD
Sep 8	GB	W	1/0	0	0	—	—	0	0	0	0
Sep 15	at Sea	L	1/0	1	4	4.0	4	0	0	0	0
Sep 22	Ind	L	1/0	1	-1	-1.0	-1	0	0	0	0
Sep 26	at StL	W	1/0	3	6	2.0	3	1	0	0	0
Oct 6	Hou										
Oct 13	Arz										
Oct 20	at Ten										
Oct 27	at Jax										
Nov 10	Car										
Nov 17	at NO										
Nov 25	at Was										
Dec 1	StL										
Dec 8	Sea										
Dec 15	at TB										
Dec 23	Atl										
Dec 29	at Arz										
TOTALS				4/0	5	9	1.8	4	1	0	0

Special Teams Tackles: 1

Special Teams Forced Fumbles: 1

DIXON'S CAREER STATISTICS

YEAR	TEAM	GP	GS	ATT	RUSHING				NO	RECEIVING			
					YDS	AVG	LG	TD		YDS	AVG	LG	TD
2010	SF	16	0	70	237	3.4	34	2	5	11	2.2	8	0
2011	SF	16	0	29	87	3.0	9	2	1	6	6.0	6	0
2012	SF	16	0	21	78	3.7	9	2	0	0	—	—	0
2013	SF	4	0	5	9	1.8	4	1	0	0	—	—	0
TOTALS		52	0	125	411	3.3	34	7	6	17	2.8	8	0

PLAYOFFS

YEAR	TEAM	GP	GS	ATT	RUSHING				NO	RECEIVING			
					YDS	AVG	LG	TD		YDS	AVG	LG	TD
2011	SF	2	0	3	3	1.0	3	0	0	0	—	—	0
2012	SF	3	0	2	6	3.0	4	1	0	0	—	—	0
TOTALS		5	0	5	9	1.8	4	1	0	0	—	—	0

Additional Statistics:

Special Teams Tackles: Regular Season – 25: 2010 (9), 2011 (7), 2012 (8); 2013 (1); Postseason – 2: 2011 (1), 2012 (1)

Special Teams Forced Fumbles – 1: 2013 (1)

Kick Returns – 1: 2013 (1)

Milestones:

NFL Debut: at Sea. (9/12/10); **First Rushing TD:** vs. NO (9/20/10 – 2-yd. run); **First Reception:** at Arz. (11/29/10 – 5-yd. recept. from QB Troy Smith)

DIXON'S CAREER HIGHS

Rushes: 14 (2 times) Last vs. Sea. (12/10/10)

Rushing Yards: 60 vs. Sea. (12/12/10)

Long Rush: 34 vs. Sea. (12/12/10)

Rushing TDs: 1 (7 times) Last at StL (9/26/13)

Receptions: 1 (6 times) Last at StL (1/1/12)

Long Reception: 8 vs. Sea. (12/12/10)



DEMARCUS DOBBS

83

TIGHT END/DEFENSIVE TACKLE

H: 6-2 W: 282

BORN 11.30.87 // SAVANNAH, GA // CALVARY BAPTIST HS, SAVANNAH, GA
GEORGIA // 3RD YEAR // ACQUIRED FA IN '11

As an undrafted free agent, Demarcus Dobbs took advantage of every opportunity presented to him throughout the 2011 training camp to earn a spot on the 49ers 53-man roster. With Dobbs, QB Scott Tolzien and NT Ian Williams making the 2011 opening day roster, it marked the first time since 2001 that the 49ers had at least three undrafted rookie free agents make the team (4 in 2001 - DT John Schlect, LB Quincy Stewart, LB Shane Elam and P Jason Baker). In 2012, Dobbs proved even more valuable to the 49ers by becoming a rare, two-way player at both tight end and defensive tackle while also appearing on special teams, where he played in every phase of those units.

// 2013 HIGHLIGHTS

- Dobbs notched 2 tackles at StL (9/26). Part of a defense that held the Rams offense to only 18 yds. rushing on 19 carries, the 7th-best single-game defensive rushing performance in franchise history.

// GOLDMINE

- After growing up in foster care and overcoming a multitude of obstacles that would discourage almost anyone, Dobbs poured himself into his schoolwork and vowed to graduate high school – something no one in his family had yet accomplished. While working diligently in school, he managed to shine on the football field as well, earning a football scholarship to the University of Georgia. Dobbs excelled academically at Georgia, just as he had done his whole life. He majored in consumer economics and earned his degree a year early so that he would be able to have internships and job experience during his final year of football eligibility. After graduation, Dobbs was hopeful – but always realistic – about his chances of playing in the NFL. Many speculated he would be drafted, but when he did not receive a phone call from a team on draft night, Dobbs did not give up. He and his agent looked over NFL rosters and decided that he would fit best in San Francisco. They could not have been more accurate. Dobbs worked tirelessly during 49ers training camp and preseason. He impressed players, coaches and staff with his determination and athletic ability. “I’ve always been a guy to work hard,” Dobbs said. “I was voted the Defensive Leadership Award by the coaches at Georgia. I’ve always been a guy that gave great effort on the field. When I got here, I knew each day I was going to push hard and whatever happens, happens. As long as I can say that I gave my all and I did all I could do.”

DOBBS' GAME-BY-GAME

2013

Date	Opp	W/L	P/S	Tot	Sol	Ast	Sk	Yds	Int	Yds	PD	FF	FR	Yds
Sep 8	GB	W	–	–	–			SUSPENDED	–	–	–	–	–	–
Sep 15	at Sea	L	1/0	4	1	3	0.0	0.0	0	0	0	0	0	0
Sep 22	Ind	L	1/0	3	1	2	0.0	0.0	0	0	0	0	0	0
Sep 26	at StL	W	1/0	2	0	2	0.0	0.0	0	0	0	0	0	0
Oct 6	Hou													
Oct 13	Arz													
Oct 20	at Ten													
Oct 27	at Jax													
Nov 10	Car													
Nov 17	at NO													
Nov 25	at Was													
Dec 1	StL													
Dec 8	Sea													
Dec 15	at TB													
Dec 23	Atl													
Dec 29	at Arz													

TOTALS

3/0

9

2

7

0.0

0.0

0

0

0

0

Special Teams Tackles: 1

DOBBS' CAREER STATISTICS

YEAR	TEAM	GP	GS	TACKLES					YDS	INTERCEPTIONS					FUMBLES		
				TOT	SOL	AST	SACKS			INT	YDS	LG	TD	PD	FF	FR	YDS
2011	SF	12	0	3	1	2	0.0	0.0		0	0	0	0	0	0	0	0
2012	SF	12	0	7	3	4	0.0	0.0		0	0	0	0	0	0	0	0
2013	SF	3	0	9	2	7	0.0	0.0		0	0	0	0	0	0	0	0
TOTALS		27	0	19	6	13	0.0	0.0		0	0	0	0	0	0	0	0

PLAYOFFS

YEAR	TEAM	GP	GS	TACKLES					YDS	INTERCEPTIONS					FUMBLES		
				TOT	SOL	AST	SACKS			INT	YDS	LG	TD	PD	FF	FR	YDS
2011	SF	2	0	0	0	0	0.0	0.0		0	0	0	0	0	0	0	0
2012	SF	—	—	—	—	INJURED RESERVE			—	—	—	—	—	—	—	—	—
TOTALS		2	0	0	0	0	0.0	0.0		0	0	0	0	0	0	0	0

Additional Statistics:

Special Teams Tackles: Regular Season – 4: 2012 (3); 2013 (1)

Milestones:

NFL Debut: vs. TB (10/9/11)

DOBBS' CAREER HIGHS

Total Tackles: 4 at Sea. (9/15/13)

Assists: 3 at Sea. (9/15/13)

Solo: 1 (6 times) Last vs. Ind. (9/22/13)



GLENN DORSEY

90

DEFENSIVE LINE
H: 6-1 W: 297

BORN 8.1.85 // BATON ROUGE, LA // EAST ASCENSION HS, GONZALES, LA
LOUISIANA STATE // 6TH YEAR // ACQUIRED FA IN '13

Glenn Dorsey is entering his 6th season in the NFL, and 1st with the 49ers, after having originally been selected by the Kansas City Chiefs in the 1st round (5th overall) of the 2008 NFL Draft. He became the Chiefs first defensive tackle to ever start all 16 games as a rookie. Dorsey went on to lead the defensive line with 60 tackles in 2010, and repeated that total in 2011. Dorsey grew up in Gonzales, LA, and went on to play at Louisiana State University where he became the first player in LSU history to win the Lombardi, Outland, Nagurski and Lott awards while helping the Tigers win the BCS National Championship in 2007.

// 2013 HIGHLIGHTS

- Notched his 1st sack as a member of the 49ers, bringing down Seahawks QB Russell Wilson, and also registered a single-game career-high with 12 tackles at Sea. (9/15).
- Recorded 8 tackles and 1.0 sack, his 2nd of the season, at StL (9/26). Part of a defense that held the Rams offense to only 18 yds. rushing on 19 carries, the 7th-best single-game defensive rushing performance in franchise history.

// GOLDMINE

- Growing up, Dorsey's grandmother, Pearl Nabor, introduced him to the San Francisco 49ers, foreshadowing his future with the team, "I used to watch the 49ers all the time when they had WR Jerry Rice and all of those great players. I used to watch them with my grandma. That was her favorite team. When I came here, it was like, 'Wow, I used to watch these guys all the time.' This was my favorite team and now I get to play for them. My grandmother passed away a few years ago, but she was the person that turned me on to the 49ers."
- In 2011, Dorsey teamed up with PETA, urging dog owners across the country to protect their pets during harsh weather conditions by bringing them indoors. "I love my dog. I don't have any kids, so he's like my best friend. PETA came to my house and did a photo shoot with myself, and my three-year-old English Bulldog, Buggy. It was cool. It was a good deal working with PETA. It was for a good cause and it was fun."

DORSEY'S GAME-BY-GAME

2013

Date	Opp	W/L	P/S	Tot	Sol	Ast	Sk	Yds	Int	Yds	PD	FF	FR	Yds
Sep 8	GB	W	1/0	2	1	1	0.0	0.0	0	0	0	0	0	0
Sep 15	at Sea	L	1/0	12	7	5	1.0	5.0	0	0	0	0	0	0
Sep 22	Ind	L	1/1	8	4	4	0.0	0.0	0	0	0	0	0	0
Sep 26	at StL	W	1/1	8	6	2	1.0	6.0	0	0	0	0	0	0
Oct 6	Hou													
Oct 13	Arz													
Oct 20	at Ten													
Oct 27	at Jax													
Nov 10	Car													
Nov 17	at NO													
Nov 25	at Was													
Dec 1	StL													
Dec 8	Sea													
Dec 15	at TB													
Dec 23	Atl													
Dec 29	at Arz													
TOTALS				4/2	30	18	12	2.0	11.0	0	0	0	0	0

DORSEY'S CAREER STATISTICS

YEAR	TEAM	GP	GS	TACKLES					INT	INTERCEPTIONS				PD	FUMBLES		
				TOT	SOL	AST	SACKS	YDS		YDS	LG	TD	FF		FR	YDS	
2008	KC	16	16	50	41	9	1.0	1.0	0	0	—	0	1	1	0	0	
2009	KC	15	14	45	35	10	1.0	1.0	0	0	—	0	1	0	3	0	
2010	KC	16	16	60	38	22	2.0	16.0	0	0	—	0	1	0	1	0	
2011	KC	15	15	60	41	19	0.0	0.0	0	0	—	0	0	0	0	0	
2012	KC	4	4	7	4	3	0.0	0.0	0	0	—	0	0	0	0	0	
2013	SF	4	2	30	18	12	2.0	11.0	0	0	—	0	0	0	0	0	
TOTALS		70	67	252	177	75	6.0	29.0	0	0	—	0	3	1	4	0	

PLAYOFFS

YEAR	TEAM	GP	GS	TACKLES					INT	INTERCEPTIONS				PD	FUMBLES		
				TOT	SOL	AST	SACKS	YDS		YDS	LG	TD	FF		FR	YDS	
2010	KC	1	1	10	4	6	0.0	0.0	0	0	—	0	0	0	0	0	0
TOTALS		1	1	10	4	6	0.0	0.0	0	0	—	0	0	0	0	0	0

Milestones:

NFL Debut: at NE (9/7/08); **First Start:** at NE (9/7/08); **First Sack:** at SD (11/9/08 – QB Philip Rivers); **First FF:** at Car. (10/5/08 – RB Jonathan Stewart); **First FR:** vs. NYG (10/4/09 – QB Eli Manning)

DORSEY'S CAREER HIGHS

Total Tackles: Regular Season – 12 at Sea. (9/15/13); Postseason – 10 vs. Bal (1/9/11)
Solo: 7 (2 times) Last at Sea. (9/15/13)
Assists: 5 at Sea. (9/15/13)

Sacks: 1.0 (5 times) Last at StL (9/26/13)
Passes Defensed: Regular Season – 1 (3 times) Last at StL (12/19/10)
Forced Fumbles: 1 at Car. (10/5/08)
Fumble Recoveries: 2 vs. Den. (12/6/09)



DARIUS FLEMING

58

LINEBACKER

H: 6-2 W: 255

BORN 7.19.89 // CHICAGO, IL // ST. RITA HS, CHICAGO, IL
NOTRE DAME // 2ND YEAR // ACQUIRED D-5 IN '12

A versatile defender who played both defensive end and outside linebacker for Notre Dame, Darius Fleming ranked 10th in Notre Dame history with 15.0 career sacks. After being drafted by the 49ers in the 5th round (165th overall), he missed his rookie season of 2012 with a knee injury suffered during training camp. Fleming posted 158 career tackles for the Irish, and was named team's Lineman of the Year in 2011, after recording 55 tackles.

// 2013 HIGHLIGHTS

- Placed on Injured Reserve on 7/31.

// GOLDMINE

- Fleming attempted playing football in sixth grade, but even when his team would have a comfortable lead, his coach refused to put him in the game. He decided to wait until high school to give it another shot. "It's wasn't easy to quit in sixth grade, but I just thought it wasn't for me," said Fleming. "I picked it back up in high school and look at me now."
- Fleming has been riding horses since he was six years old and competed in rodeos until he was 12. "I was a western rider, so I never did jumps or any kind of English events," he said. "I would do any kind of barrel races and relay races." Even at such a young age, money could be won for top performance at the rodeos. "That's one sport that you could actually win money at that young age," said Fleming. "I would be 12 years old, placing in 3rd place and winning \$120, and to me that was a lot of money."

FLEMING'S CAREER STATISTICS

YEAR	TEAM	GP	GS	TACKLES					YDS	INT	INTERCEPTIONS					PD	FUMBLES		
				TOT	SOL	AST	SACKS				YDS	LG	TD				FF	FR	YDS
2012	SF	—	—	PHYSICALLY UNABLE TO PERFORM (Knee)					—	—	—	—	—	—	—	—	—	—	—
2013	SF	—	—	—	INJURED RESERVE (Knee)					—	—	—	—	—	—	—	—	—	—
TOTALS		—	—	—	—	—	—	—	—	—	—	—	—	—	—	—	—	—	—

PLAYOFFS

YEAR	TEAM	GP	GS	TACKLES					YDS	INT	INTERCEPTIONS					PD	FUMBLES		
				TOT	SOL	AST	SACKS				YDS	LG	TD				FF	FR	YDS
2012	SF	—	—	PHYSICALLY UNABLE TO PERFORM (Knee)					—	—	—	—	—	—	—	—	—	—	—
TOTALS		—	—	—	—	—	—	—	—	—	—	—	—	—	—	—	—	—	—



JONATHAN GOODWIN

59

CENTER

H: 6-3 W: 318

BORN 12.2.78 // COLUMBIA, SC // LOWER RICHLAND HS, HOPKINS, SC
MICHIGAN // 12TH YEAR // ACQUIRED FA IN '11

Jonathan Goodwin is entering his 3rd season with the 49ers after spending five years with the New Orleans Saints. A smart and savvy veteran, Goodwin has been responsible for all the calls and adjustments made by the offensive line. In the heart of the trenches, the 12-year pro has started the last 74 regular season games in which he has appeared, the 3rd-longest active streak in the NFL among centers. He was selected to the Pro Bowl following the 2009 season and was a member of the New Orleans Saints Super Bowl XLIV Championship Team.



// GOLDMINE

- During the offseason, Goodwin remained active by participating in boxing workouts and played in a kickball league, where his team finished in 2nd place. Growing up, he played sports year round, going out for basketball, baseball and football.
- Goodwin began playing football as an offensive lineman in high school, but also earned reps as a defensive end, fullback and linebacker. Most schools that recruited him wanted him to play offensive line, but he ended up enrolling at Ohio University, where he was planning to play on the defensive line. "They switched me to offensive lineman as soon as I got there. It was one of those things where everybody said I was an offensive lineman and I ended up just falling into that role."
- During his free time, Jonathan likes to play classic video games. He has an original Nintendo system and his game collection includes *Super Mario Brothers*, *Duck Hunt*, *Double Dribble*, *Tecmo Bowl*, *RBI Baseball* and *Baseball All-Stars*.

// CAREER HIGHLIGHTS

- Has started 74 consecutive games, 3rd most among active centers.

// 2013 HIGHLIGHTS

- Was part of an offensive line that helped amass the 2nd most total net yds. on opening day in 49ers franchise history with 494 yds. (404 passing yds. and 90 rushing yds.) vs. GB (9/8).
- Helped pave the way for 219 yds. rushing at StL (9/26). It marked the first time the 49ers had three different RBs score a rushing TD in the same game since 12/2/01 vs. Buf. (Garrison Hearst, Fred Beasley and Paul Smith).

GOODWIN'S CAREER STATISTICS

GAMES/STARTS – 169/96; 2002 (13/0); 2003 (15/0); 2004 (15/3); 2005 (16/10); 2006 (16/0); 2007 (13/2); 2008 (13/13); 2009 (16/16); 2010 (16/16); 2011 (16/16); 2012 (16/16); 2013 (4/4)

POSTSEASON GAMES/STARTS – 13/9; 2004 (2/0); 2006 (2/0); 2009 (3/3); 2010 (1/1); 2011 (2/2); 2012 (3/3)

Milestones:

NFL Debut: at Buf. (9/8/02); **First Start:** vs. SF (10/17/04); **100th Career Game:** vs. Car. (12/28/08); **150th Career Game:** vs. Det. (9/16/12)



FRANK GORE

21

RUNNING BACK

H: 5-9 W: 217

BORN 5.14.83 // CORAL GABLES, FL // CORAL GABLES HS, CORAL GABLES, FL
MIAMI // 9TH YEAR // ACQUIRED D-3A IN '05

As the heart of the 49ers offense for the past eight seasons, four-time Pro Bowl running back Frank Gore has established himself as one of the premier running backs in the NFL. The franchise's all-time leading rusher (9,134 yds.), he tallied his team-record sixth 1,000-yard season in 2012, rushing for 1,214 yds. In 2011, Gore posted a new team record by hitting the century mark in five consecutive games. He also holds the team records for career rushing attempts (1,972), rushing TDs (53) and 100-yd. rushing games (33). Despite suffering a season-ending hip injury in Week 12 of 2010, Gore joined LB Patrick Willis as the only two-time recipients of the Bill Walsh Award, which is voted on by the coaches, and given to the 49ers team MVP. The former 3rd-round pick is the first 49er in team history to record four consecutive 1,000-yd. rushing seasons (2006-09).



- With 23 touches (21 carries, 2 receipts.) at NE (12/16), Gore reached 2,197 total touches and surpassed RB Roger Craig for the most in 49ers history. He currently has 2,292 career touches.
- Gore has scored 64 total TDs (53 rush., 10 rec., 1 fumble return), 4th-most in 49ers history.
- His 9,134 rushing yds. since his rookie season in 2005 rank as the 3rd-most in the NFL during that time span, among active players.

MOST TOTAL TDs IN 49ERS HISTORY

Player	TDs
1. Jerry Rice (1985-2000)	187
2. Terrell Owens (1996-2003)	83
3. Roger Craig (1983-90)	66
4. Frank Gore (2005-13)	64
5. Ken Willard (1965-73)	61

NFL RUSHING YARDS LEADERS SINCE 2005

Player	Attempts	Yds.	Avg.
1. Steven Jackson, StL/Atl.	2,276	9,542	4.2
2. Adrian Peterson, Min.	1,846	9,270	5.0
3. Frank Gore, SF	1,972	9,134	4.6
4. Maurice Jones-Drew, Jax.	1,627	7,406	4.6
5. Chris Johnson, Ten.	1,547	7,165	4.6

//CAREER HIGHLIGHTS

- Ranks 1st on the 49ers all-time rushing list in yds. (9,134), atts. (1,972) and TDs (53).
- Ranks 2nd in franchise history in yds. from scrimmage (11,821), trailing only WR Jerry Rice (19,872).
- Logged 6, 1,000-yd. rushing seasons (2006-09, 11-12), the most 1,000-yd. seasons in 49ers history. Gore's 6, 1,000-yd. rushing seasons rank 2nd among all active players (StL. RB Steven Jackson).
- In 2009, Gore and TE Vernon Davis (13 rec. TDs) became just the second set of 49er teammates to each have at least 13 TDs in a season. In 1995, WR Jerry Rice had 17 TDs and RB Derek Loville registered 13.
- Since his rookie season in 2005, the 49ers are 32-7-1 when Gore has 20+ carries and 26-7 when he breaks the 100-yd. plateau.

ALL-TIME 49ERS RUSHING LEADERS YARDS

Player	Yds.
1. Frank Gore (2005-13)	9,134
2. Joe Perry (1950-60, 63)	7,344
3. Roger Craig (1983-90)	7,064
4. Ken Willard (1965-73)	5,930
5. G. Hearst (1997-03)	5,535

ATTEMPTS

Player	Atts.
1. Frank Gore (2005-13)	1,972
2. Roger Craig (1983-90)	1,686
3. Ken Willard (1965-73)	1,582
4. Joe Perry (1950-60, 63)	1,475
5. G. Hearst (1997-03)	1,189

TOUCHDOWNS

Player	TDs
1. Frank Gore (2005-13)	53
2t. Roger Craig (1983-90)	50
Joe Perry (1950-60, 63)	50
4. Ken Willard (1965-73)	45
5t. Steve Young (1987-99)	37
J.D. Smith (1956-64)	37

Gore's Game-by-Game

2013

Date	Opp	W/L	P/S	Rsh	Yds	Avg	Lg	TD	Rec	Yds	TD
Sep 8	GB	W	1/1	21	44	2.1	8	1	2	21	0
Sep 15	at Sea	L	1/1	9	16	1.8	5	0	1	14	0
Sep 22	Ind	L	1/1	11	82	7.5	22	0	2	21	0
Sep 26	at StL	W	1/1	20	153	7.7	34	1	0	0	0
Oct 6	Hou										
Oct 13	Arz										
Oct 20	at Ten										
Oct 27	at Jax										
Nov 10	Car										
Nov 17	at NO										
Nov 25	at Was										
Dec 1	StL										
Dec 8	Sea										
Dec 15	at TB										
Dec 23	Atl										
Dec 29	at Arz										
TOTALS				4/4	61	295	4.8	34	2	5	56 0

- Gore has the most 100-yd. rushing games in franchise history (33). His 6, 150-yd. performances are also the most in 49ers history.
- Set the franchise mark for the most consecutive 100-yd. rushing games (5) in his career.
- Gore ranks 2nd in 49ers history in repts. (320) and rec. yds. (2,687) by a RB.
- Gore's 320 career repts. ranks 5th among all active RBs in the NFL.
- In 2006 and 2010, Gore was named the recipient of the 49ers Bill Walsh Award.
- Set a 49ers single-game rushing record with 212 yds. vs. Sea. (11/19/06).

MOST 100-YD. GAMES IN 49ERS HISTORY

<u>Player</u>	<u>Games</u>
1. Frank Gore (2005-13)	33
2. Joe Perry (1950-60, 63)	20
3. Garrison Hearst (1997-03)	16

MOST RECEPTS. AMONG ACTIVE RBs

<u>Player</u>	<u>Recepts.</u>
1. Steven Jackson, Atl.	413
2. Reggie Bush, Det.	379
3. Ray Rice, Bal.	322
4. Darren Sproles, NO	323
5. Frank Gore, SF	320

// 2013 HIGHLIGHTS

- With 21 carries for 44 yds. and 1 TD, and 2 repts. for 21 yds. vs. GB (9/8), Gore passed RB Roger Craig (11,506 yds.) and moved into 2nd place in franchise history with 11,535 total yds. from scrimmage. He now trails only WR Jerry Rice (19,872).
- With 21 rec. yds. vs. Ind. (9/22), Gore finished the game with 2,687 career rec. yds., moving into 2nd place in franchise history for the most rec. yds. by a running back. RB Roger Craig holds the franchise record with 4,442 career. rec. yds.
- Gore rushed for 153 yds. and 1 TD on 20 carries at StL (9/26), marking his 33rd career 100-yd. game, t-2nd most in the NFL since 2005 (Min. RB Adrian Peterson - 39, Ten. RB Chris Johnson - 33).
- Gore now has 14 career rushing TDs against the Rams, the most by any player against the Rams in NFL history.

// GOLDMINE

- In 2006 and 2010, Frank was named the recipient of the 49ers Bill Walsh Award. The Bill Walsh Award is voted on by the coaches and awarded to the 49ers team MVP. Frank is one of two players in franchise history to win the award twice (LB Patrick Willis).
- Frank was named 15th winner of the annual Garry Niver Award by reporters covering the team who represent the SF Chapter of the Pro Football Writer's Association in December of 2007. The award is given in honor of the late Garry Niver, the San Mateo Times reporter, and goes to the player who shows "cooperation and professional style" in dealing with Pro Football writers on the job.
- During the 2010 offseason, Frank tried his hand at coaching for the first time as the defensive coordinator of the Little 49ers in a Miami youth league. Although his players were only 4 years old, Frank was still teaching them what's important. "The most important part is that the kids enjoy it. You can see how excited they get when they do something right."
- Frank's determination to run over defenders comes from his tough upbringing in Miami, FL. Some considered his football career over when he suffered two serious knee injuries at the University of Miami; however, he relied on his mother Liz's strength to help him through. "She had been on dialysis (awaiting a kidney transplant) since I was in the 11th grade and raised three kids as a single woman," Frank said. Unfortunately, Liz lost her battle with kidney disease before the 49ers second game of the 2007 season against the St. Louis Rams. Playing with a heavy heart, Frank responded by rushing for 81 yds. and 2 TDs, including a 43-yd. score on a 4th-and-1 carry, helping the 49ers to a 17-16 victory.

GORE'S CAREER STATISTICS

YEAR	TEAM	GP	GS	ATT	RUSHING				NO	RECEIVING			
					YDS	AVG	LG	TD		YDS	AVG	LG	TD
2005	SF	14	1	127	608	4.8	72t	3	15	131	8.7	47	0
2006	SF	16	16	312	1,695	5.4	72	8	61	485	8.0	39	1
2007	SF	15	15	260	1,102	4.2	43t	5	53	436	8.2	23t	1
2008	SF	14	14	240	1,036	4.3	41t	6	43	373	8.7	26	2
2009	SF	14	14	229	1,120	4.9	80t	10	52	406	7.8	48	3
2010	SF	11	11	203	853	4.2	64	3	46	452	9.8	41	2
2011	SF	16	15	282	1,211	4.3	55	8	17	114	6.7	13	0
2012	SF	16	16	258	1,214	4.7	37	8	28	234	8.4	26	1
2013	SF	4	4	61	295	4.8	34	2	5	56	11.7	14	0
TOTALS		120	106	1,972	9,134	4.6	80t	53	320	2,687	8.4	48	10

PLAYOFFS

YEAR	TEAM	GP	GS	ATT	RUSHING				NO	RECEIVING			
					YDS	AVG	LG	TD		YDS	AVG	LG	TD
2011	SF	2	2	29	163	5.6	42	0	13	83	6.4	24	0
2012	SF	3	3	63	319	5.1	33	4	2	48	24.0	45	0
TOTALS	SF	5	5	92	482	5.2	42	4	15	131	8.7	45	0

Additional Statistics:

Fumbles—Lost — 31—21: 2–2 in 2005, 6–5 in 2006, 4–3 in 2007, 6–3 in 2008, 4–2 in 2009, 4–2 in 2010, 2–2 in 2011, 2–1 in 2012, 1–1 in 2013

Fumble Recoveries — 9: 1 in 2005, 1 in 2007, 1 in 2008, 1 in 2009, 1 in 2010, 4 in 2012

Fumble Recoveries Yards — 3: 3 in 2012

Fumble Recoveries Returned for TDs — 1: 1 in 2012 [9 yds. at NE (12/16)]

Milestones:

NFL Debut: vs. StL (9/11/05); **First Start:** at Jax. (12/18/05); **100th Career Game:** at StL (1/1/12); **100th Career Start:** at NE (12/16/12); **First Rushing TD:** at Was. (10/23/05 — 72–yd. run); **25th Rushing TD:** vs. Sea (9/20/09 — 80–yd. run); **First Receiving TD:** at Sea. (12/14/06 — 20–yd. pass from QB Alex Smith); **First Fumble Recovery Returned for a TD:** at NE (12/16/12 — 9–yds.); **100–yd. Games:** 33, Last at StL (9/26/13 — 153 yds.); **200–yd. Games:** 2, Last vs. Sea. (9/20/09 — 207 yds.); **5,000th Career Rushing Yds:** at GB (11/22/09); **2 TD Games:** 10, Last vs. NO. (9/20/10); **First 100–yd. Receiving Game:** at KC (9/26/10); **30th 100–yd. Rushing Game:** at GB (9/9/12); **50th Rushing TD:** vs. Mia. (12/9/12 — 1–yd. run)

GORE'S CAREER HIGHS

Rushes: Regular Season — 31 (2 times) Last vs. Cle. (10/30/11);
Postseason — 23 vs. GB (1/12/13)

Rushing Yards: Regular Season — 212 vs. Sea. (11/19/06);
Postseason — 119 vs. GB (1/12/13)

Long Rush: Regular Season — 80t vs. Sea. (9/20/09);
Postseason — 42 vs. NO (1/14/12)

Touchdown Rushes: Regular Season — 2 (8 times) Last vs. StL (11/16/08); Postseason — 2 at Atl. (1/20/13)

Receptions: Regular Season — 11 at Arz. (11/25/07);
Postseason — 7 vs. NO (1/14/12)

Receiving Yards: Regular Season — 102 at KC (9/26/10);
Postseason — 48 vs. GB (1/12/13)

Long Reception: Regular Season — 48 vs. Det. (12/27/09);
Postseason — 45 vs. GB (1/12/13)

TD Receptions: Regular Season — 1 (10 times) Last vs. Phi. (10/10/10)

Combined Yards: Regular Season — 246 (207 rush, 39 rec.) vs. Sea. (9/20/09); Postseason — 167 (119 rush, 48 rec.) vs. GB (1/12/13)



CHRIS HARPER

13

WIDE RECEIVER
H: 6-1 W: 234
**BORN 9.10.89 // WICHITA, KS // NORTHWEST HS, WICHITA, KS
KANSAS STATE // ROOKIE // ACQUIRED FA IN '13**

The San Francisco 49ers signed WR Chris Harper after the Seahawks released him as part of their final cuts on August 31. He joins the 49ers after being drafted by the Seahawks in the 4th round (126th overall) of the 2013 NFL Draft, helping bolster San Francisco's receiving corps.

// TRANSACTIONS

Originally selected in the 4th-round (126th overall) by Sea. in the 2013 NFL Draft... Released by Sea. on 8/31...Signed a three-year contract with the 49ers on 9/2.

// COLLEGE

- Over the course of his entire college career as a Wildcat and Duck, appeared in 51 games (32 starts), totaling 132 receipts. for 1,856 yds., with 14 TDs, and carrying the ball 43 times for 182 yds and 2 TDs. Also added 2 kickoff returns for 27 yds., 2 tackles and completed 4 of 9 atts. for 40 yds. and 1 TD. His 123 career receipts. at Kansas State left him t-7th on the school list, and his 12 TD receipts. also ranked him in a tie for 7th on the Wildcats all-time career list, while his 1,734 rec. yds. placed him at 10th all-time in Kansas State history for a career. In 2012, was selected second-team All-Big 12 Conference, after starting all 13 games, leading the team for the second consecutive season with a career-high 58 receipts. for 857 yds. and 3 TDs. In 2011, was named All-Big 12 second-team by The NFL Draft Report, playing in 13 games (12 starts), leading the Wildcats with 40 receipts. for 547 yds. and 5 TDs. Also contributed 5 yds. on 3 carries and returned 1 kickoff 21 yds. In 2010, appeared in all 13 games (7 starts), finishing with 25 receipts. for 330 yds. and 4 TDs. In 2009, redshirted at Kansas State after transferring from Oregon. As a freshman in 2008 at Oregon, converted from QB to WR after the Ducks' first 5 games, appearing in 7 more contests at the new position. Completed 4 of 9 atts. for 40 yds., with 1 TD, ranking 5th on the team with 35 carries for 137 yds. and 2 TDs, and also caught 9 receipts. for 122 yds. and 2 TDs, becoming Oregon's first player in 8 years to run, pass and catch a TD in the same season.


// PERSONAL

- Initially attended Collegiate (Wichita, KS) HS, for one year, as a freshman, rushing for more than 1,000 yds. as a running back, before transferring to Northwest (Wichita, KS) HS, where he earned Prep Stat All-American and Rivals.com four-star recruit honors as a senior.
- As a senior quarterback, he registered 761 yds. and 8 passing TDs, while also rushing for 506 yds. and 10 TDs.
- Also lettered in basketball, leading Northwest to the Class 6A state title as a sophomore.
- Graduated with a degree in communications.

HARPER'S GAME-BY-GAME

2013

Date	Opp	W/L	P/S	Rec	Yds	Avg	Lg	TD
Sep 8	GB	W	—	—	INACTIVE	—	—	—
Sep 15	at Sea	L	—	—	INACTIVE	—	—	—
Sep 22	Ind	L	—	—	INACTIVE	—	—	—
Sep 26	at StL	W	—	—	INACTIVE	—	—	—
Oct 6	Hou							
Oct 13	Arz							
Oct 20	at Ten							
Oct 27	at Jax							
Nov 10	Car							
Nov 17	at NO							
Nov 25	at Was							
Dec 1	StL							
Dec 8	Sea							
Dec 15	at TB							
Dec 23	Atl							
Dec 29	at Arz							
Totals			—	—	—	—	—	—



KENDALL HUNTER

32

RUNNING BACK

H: 5-7 W: 199

BORN 9.16.88 // TYLER, TX // JOHN TYLER HS, TYLER, TX
OKLAHOMA STATE // 3RD YEAR // ACQUIRED D-4 IN '11

Kendall Hunter has been a key element in the 49ers ground game over the past two seasons. After beginning the 2012 season in fine fashion, Hunter's season was cut short by an Achilles injury in the 11th game of the year. Despite the injury, Hunter finished 2012 ranked 3rd on the team with 371 yds. rushing and 2 TDs. His 5.2 yd. rushing average was the 6th-best in the NFL prior to going on Injured Reserve.

// 2013 HIGHLIGHTS

- Hunter capped off a 9 play, 91-yd. drive with a 13-yd. TD run vs. Ind. (9/22). This marked Hunter's 5th career TD and 1st of the season.
- Hunter carried the ball 11 times for 49 yds and 1 TD, marking the first time in his career that he has tallied rushing TDs in consecutive games.

// GOLDMINE

- Kendall developed an appreciation for architecture and building at an early age from watching his uncle, Clyde. "He would build and fix things all the time from screen doors to flooring. I loved to help him. When I was 11 or 12, I built our dog, Fat Daddy, his own house."
- Learned to fish from his grandmother, Earline Rollins, at the young age of five at Lake Tyler and Lake Palestine. "I remember her making me bait my own hook with worms when I was five."

HUNTER'S GAME-BY-GAME

2013												2013 Returns													
Date	Opp	W/L	P/S	Rsh	Yds	Avg	Lg	TD	Rec	Yds	TD	Date	Opp	KR	Yds	Avg	Lg	TD	PR	FC	Yds	Avg	Lg	TD	
Sep 8	GB	W	1/0	6	24	4.0	23	0	0	0	0	Sep 8	GB	0	0	—	—	0	0	0	0	—	—	0	
Sep 15	at Sea	L	1/0	1	−7	−7.0	−7	0	0	0	0	Sep 15	at Sea	0	0	—	—	0	0	0	0	—	—	0	
Sep 22	Ind	L	1/0	4	14	3.5	13	1	1	4	0	Sep 22	Ind	2	29	14.5	20	0	0	0	0	—	—	0	
Sep 26	at StL	W	1/0	11	49	4.5	29	1	1	9	0	Sep 26	at StL	0	0	—	—	0	0	0	0	—	—	0	
Oct 6	Hou											Oct 6	Hou												
Oct 13	Arz											Oct 13	Arz												
Oct 20	at Ten											Oct 20	at Ten												
Oct 27	at Jax											Oct 27	at Jax												
Nov 10	Car											Nov 10	Car												
Nov 17	at NO											Nov 17	at NO												
Nov 25	at Was											Nov 25	at Was												
Dec 1	StL											Dec 1	StL												
Dec 8	Sea											Dec 8	Sea												
Dec 15	at TB											Dec 15	at TB												
Dec 23	Atl											Dec 23	Atl												
Dec 29	at Arz											Dec 29	at Arz												
TOTALS			4/0	22	80	3.6	29	2	2	13	0	TOTALS			2	29	14.5	20	0	0	0	0	—	—	0

HUNTER'S CAREER STATISTICS

YEAR	TEAM	GP	GS	ATT	RUSHING				NO	RECEIVING			
					YDS	AVG	LG	TD		YDS	AVG	LG	TD
2011	SF	16	1	112	473	4.2	44	2	16	195	12.2	44	0
2012	SF	11	0	72	371	5.2	26	2	9	60	6.7	12	0
2013	SF	4	0	22	80	3.6	29	2	2	13	6.5	9	0
TOTALS		31	1	206	924	4.5	44	6	27	268	9.9	44	0

PLAYOFFS

YEAR	TEAM	GP	GS	ATT	RUSHING				NO	RECEIVING			
					YDS	AVG	LG	TD		YDS	AVG	LG	TD
2011	SF	2	0	10	54	5.4	18	0	1	13	13.0	13	0
2012	SF	—	—	—	INJURED RESERVE				—	—	—	—	—
TOTALS		2	0	10	54	5.4	18	0	1	13	13.0	13	0

YEAR	TEAM	KICKOFF RETURNS					PUNT RETURNS					
		NO	YDS	AVG	LG	TD	NO	FC	YDS	AVG	LG	TD
2011	SF	6	156	26.0	43	0	0	0	0	0.0	0	0
2012	SF	7	165	23.6	31	0	0	0	0	0.0	0	0
2013	SF	2	29	14.5	20	0	0	0	0	—	—	0
TOTALS		15	350	23.3	43	0	0	0	0	0.0	0	0

PLAYOFFS

YEAR	TEAM	KICKOFF RETURNS					PUNT RETURNS					
		NO	YDS	AVG	LG	TD	NO	FC	YDS	AVG	LG	TD
2011	SF	2	40	20.0	25	0	0	0	0	—	—	0
2012	SF	—	—	INJURED RESERVE		—	—	—	—	—	—	—
TOTALS		2	40	20.0	25	0	0	0	0	—	—	0

Additional Statistics:

Fumbles—Lost — 1—1: 1—1 in 2012

Sacked—Yards Lost: 1—4: 1—4 in 2012

Milestones:

NFL Debut: vs. Sea. (9/11/11); First Start: at Phi. (10/2/11); First Rushing TD: at Cin. (9/25/11 — 7 yd. run)

HUNTER'S CAREER HIGHS

Rushes: 16 at StL (1/1/12)

Rushing Yards: 81 vs. Buf. (10/7/12)

Long Rush: 44 vs. TB (10/9/11)

Rushing TDs: 1 (6 times) Last at StL (9/26/13)

Receptions: 2 (6 times) Last at StL (1/1/12)

Receiving Yards: 62 at Phi. (10/2/11)

Long Receptions: 44 at Phi. (10/2/11)

Kickoff Returns: 4 vs. Det. (9/16/12)

Kickoff Return Yards: 85 vs. Det. (9/16/12)



MIKE IUPATI

77

GUARD
H: 6-5 W: 331

BORN 5.12.87 // AMERICAN SAMOA // WESTERN HS, ANAHEIM, CA
IDAHO // 4TH YEAR // ACQUIRED D-1B IN '10

Mike Iupati has already made a name for himself in just three NFL seasons, having been named First-Team All-Pro and earning a starting spot on the 2012 NFC Pro Bowl roster. A mild-mannered native of American Samoa off the field, Iupati plays with a nasty streak on the field. He has started all 52 games, and all five postseason contests, since his rookie year in 2010. Selected 17th overall in the 2010 NFL Draft, Mike Iupati showcased his rare combination of size and athleticism as he was named the team's starting left guard during his rookie training camp. He and T Anthony Davis are two of only four members of the 2010 NFL Draft class to start every game from 2010-12 (Jax. DT Tyson Alualu & Sea. S Earl Thomas).



- When Iupati entered the NFL, his hair was very long, reaching the middle of his back. He had not cut it since the summer before his sophomore year at Idaho. When he returned to the Bay Area to begin the 2012 offseason program, he was sporting a buzz cut. "I needed a new start and thought now was the right time. I donated my hair to Locks of Love so that some kid would be able to make good use of it."
- Mike's brother did all of the tattoos on his arm and leg. All of the art on his body is reflective of Samoan culture. "Some of them are Fala, the centipede, the waves, the ocean, fish. It goes back to what we normally use." The lion on his leg was artwork that Mike liked and asked his brother to put a Polynesian design around it.
- Although Mike has not lived in American Samoa for several years, his mother will never let him forget his culture. "My mom was tough on us, but it's discipline. That's why a lot of Polynesians are disciplined when they come to the U.S. You have to always respect your elders. It's our culture."

// 2013 HIGHLIGHTS

- Was part of an offensive line that helped amass the 2nd most total net yds. on opening day in 49ers franchise history with 494 yds. (404 passing yds. and 90 rushing yds.) vs. GB (9/8).
- Helped pave the way for 219 yds. rushing at StL (9/26). It marked the first time the 49ers had three different RBs score a rushing TD in the same game since 12/2/01 vs. Buf. (Garrison Hearst, Fred Beasley and Paul Smith).

// GOLDMINE

- Growing up in the village of Nuuli in American Samoa, Iupati took English as a second language, but was still way behind the curve when he arrived in the United States prior to his freshman year of high school. When it came time to head to college and pursue a football career, he was behind academically due to the language barrier. Iupati began looking into junior colleges. While at a recruiting barbecue at Ceritos College, he met Johnny Nansen, an assistant coach at Idaho, who later convinced him to sign with the Vandals as a Prop 48. Four years later, Iupati was a first round NFL draft pick.

IUPATI'S CAREER STATISTICS

GAMES/STARTS – 52/52; 2010 (16/16); 2011 (16/16); 2012 (16/16); 2013 (4/4)

POSTSEASON GAMES/STARTS – 5/5; 2011 (2/2); 2012 (3/3)

Milestones:

NFL Debut: at Sea. (9/12/10); **First Start:** at Sea. (9/12/10)



LaMICHAEL JAMES

23

RUNNING BACK
H: 5-9 W: 195

BORN 10.22.89 // NEW BOSTON, TX // LIBERTY-EYLAU HS, TEXARKANA, TX
OREGON // 2ND YEAR // ACQUIRED D-2 IN '12

LaMichael James made the most of his opportunities in 2012, after his NFL debut against the Miami Dolphins on December 9. His speed and elusiveness allowed him to tally over 500 all-purpose yards in just four regular season games at running back and kick returner. In college, James became the first two-time consensus All-America selection in Oregon history. In 2011, James led the nation, averaging 150.4 rushing yards per game, and ranked 2nd in the NCAA with 1,805 rushing yards. The recipient of the Doak Walker Award as the nation's top running back in 2010, James became just the third player in Pac-10/12 Conference history to rush for over 5,000 yards in his career.

// GOLDMINE

- One of James' biggest loves is building and restoring classic cars. In his collection, he owns a 1972 Impala, 1977 Chevelle and 1984 Monte Carlo. "It was just something that people do back in Texarkana," he said. "Everybody likes to trick their cars out, and bringing them up from nothing is a big thing there." It's become a hobby that he said relaxes him when he's away from football.
- Away from the gridiron, James has a passion for working in juvenile justice. "Hopefully, I'll be able to work with troubled kids that might not have a great background or a great home front," he said. "Hopefully I can make a difference in their lives."

- LaMichael James grew up in Texarkana, Texas, on the border of Texas and Arkansas. He described it as a tight-knit community with an emphasis on having a family atmosphere. All of his friends lived in the same neighborhood and pushed each other to stay active and involved. "We all played every sport. 'You do it, I do it.' It was one of those type of deals," James said. "That really kept me out of trouble and kept me focused with an eye on the prize." During the 2012 NFL Draft, James was invited to take part in the league's primetime event at New York's Radio City Music Hall, but James opted to stay home in Texarkana and witness the event with all the people he grew up with. "I'm never going to be bigger than the situation," James said. "I never want to turn my back on where I come from. That's where I've been my whole life. The people that have been there for me my whole life and have seen me grow up from a little boy, I wanted to share those moments with them."

JAMES' GAME-BY-GAME

2013												2013 Returns														
Date	Opp	W/L	P/S	Rsh	Yds	Avg	Lg	TD	Rec	Yds	TD	Date	Opp	KR	Yds	Avg	Lg	TD	PR	FC	Yds	Avg	Lg	TD		
Sep 8	GB	W	—	INACTIVE (Knee)			—	—	—	—	—	Sep 8	GB	—	—	—	INACTIVE (Knee)			—	—	—	—			
Sep 15	at Sea	L	—	INACTIVE (Knee)			—	—	—	—	—	Sep 15	at Sea	—	—	—	INACTIVE (Knee)			—	—	—	—			
Sep 22	Ind	L	—	INACTIVE (Knee)			—	—	—	—	—	Sep 22	Ind	—	—	—	INACTIVE (Knee)			—	—	—	—			
Sep 26	at StL	W	1/0	3	0	0.0	1	0	0	0	0	Sep 26	at StL	0	0	—	—	0	0	0	0	—	—	0		
Oct 6	Hou											Oct 6	Hou													
Oct 13	Arz											Oct 13	Arz													
Oct 20	at Ten											Oct 20	at Ten													
Oct 27	at Jax											Oct 27	at Jax													
Nov 10	Car											Nov 10	Car													
Nov 17	at NO											Nov 17	at NO													
Nov 25	at Was											Nov 25	at Was													
Dec 1	StL											Dec 1	StL													
Dec 8	Sea											Dec 8	Sea													
Dec 15	at TB											Dec 15	at TB													
Dec 23	Atl											Dec 23	Atl													
Dec 29	at Arz											Dec 29	at Arz													
TOTALS				1/0	3	0	0.0	1	0	0	0	TOTALS				0	0	—	—	0	0	0	0	—	—	0

JAMES' CAREER STATISTICS

YEAR	TEAM	GP	GS	ATT	RUSHING				NO	RECEIVING			
					YDS	AVG	LG	TD		YDS	AVG	LG	TD
2012	SF	4	0	27	125	4.6	26	0	3	29	9.7	15	0
2013	SF	1	0	3	0	0.0	1	0	0	0	—	—	0
TOTALS		5	0	30	125	4.2	26	0	3	29	9.7	15	0

PLAYOFFS

YEAR	TEAM	GP	GS	ATT	RUSHING				NO	RECEIVING			
					YDS	AVG	LG	TD		YDS	AVG	LG	TD
2012	SF	3	0	11	65	5.9	15t	1	2	11	5.5	7	0
TOTALS		3	0	11	65	5.9	15t	1	2	11	5.5	7	0

YEAR	TEAM	KICKOFF RETURNS					PUNT RETURNS					
		NO	YDS	AVG	LG	TD	NO	FC	YDS	AVG	LG	TD
2012	SF	14	417	29.8	62	0	0	0	0	—	—	0
2013	SF	0	0	—	—	0	0	0	0	—	—	0
TOTALS		14	417	29.8	62	0	0	0	0	—	—	0

PLAYOFFS

YEAR	TEAM	KICKOFF RETURNS					PUNT RETURNS					
		NO	YDS	AVG	LG	TD	NO	FC	YDS	AVG	LG	TD
2012	SF	7	162	23.1	28	0	0	0	0	—	—	0
TOTALS		7	162	23.1	28	0	0	0	0	—	—	0

Additional Statistics:

Fumbles—Lost: Regular Season 1—0: 1—0 in 2012; Postseason 1—1: 1—1 in 2012

Milestones:

NFL Debut: vs. Mia. (12/9/12)

JAMES' CAREER HIGHS

Rushes: 8 (2 times) Last at NE (12/16/12)

Rushing Yards: 49 vs. Arz. (12/30/12)

Long Rush: 26 vs. Arz. (12/30/12)

Receptions: 2 at Sea. (12/23/12)

Receiving Yards: 15 vs. Mia. (12/9/12)

Long Reception: 15 vs. Mia. (12/9/12)

Kickoff Returns: 6 at Sea. (12/23/12)

Kickoff Return Yards: 172 at Sea. (12/23/12)

Kickoff Return Long: 62 at NE (12/16/12)

Total Yards: 201 (15 rush, 14 rec., 172 KR) at Sea. (12/23/12)



TONY JEROD-EDDIE

63

DEFENSIVE TACKLE
H: 6-5 W: 301

BORN 3.29.90 // DeSOTO, TX // DeSOTO HS, DeSOTO, TX
TEXAS A&M // 2ND YEAR // ACQUIRED FA IN '12

Tony Jerod-Eddie has seen his work load increase with the injury to fellow defensive lineman Ian Williams, registering a career-high 6 tackles in the first game following Williams' injury, and adding his 1st career fumble recovery four days after that, on *Thursday Night Football*. Jerod-Eddie was signed by the 49ers as an undrafted free agent in 2012. After spending the first 15 games on the team's practice squad that year, he made his NFL debut against the Arizona Cardinals on December 30. A native of DeSoto, TX, Jerod-Eddie played in 51 games (38 starts) at Texas A&M, earning Second-Team All-Big 12 honors as a senior.

// 2013 HIGHLIGHTS

- Jerod-Eddie notched 1 tackle and recorded his 1st career FR after LB NaVorro Bowman knocked the ball loose from Rams QB Sam Bradford at StL (9/26). Part of a defense that held the Rams offense to only 18 yds. rushing on 19 carries, the 7th-best single-game defensive rushing performance in franchise history.

// GOLDMINE

- Outside of football, Jerod-Eddie stays active fishing, riding four-wheelers and paint-balling. "I'm an outdoorsman." He picked the hobbies up from his family, as he had a fishing pond in his backyard and numerous lakes in his hometown in East Texas.
- After his playing career, Jerod-Eddie plans to get a barber's license and open up his own barber shop. He would also like to continue staying active in athletics. "I'll try to get my Master's degree. I'm still trying to decide if I would like to be a coach. But I want to work in sports, as an academic advisor or athletic director."

- Jerod-Eddie was introduced to football playing for fun during recess and after school with friends at the age of 4. "Being from Texas, we eat and sleep football, and it starts at a young age," Jerod-Eddie said. "I love basketball too, it was my first love." He joined a basketball league in the 4th grade and started playing organized football a year later. "I started in the 5th grade and haven't stopped since," he said.

JEROD-EDDIE'S GAME-BY-GAME

2013

Date	Opp	W/L	P/S	Tot	Sol	Ast	Sk	Yds	Int	Yds	PD	FF	FR	Yds
Sep 8	GB	W	1/0	1	0	1	0.0	0.0	0	0	0	0	0	0
Sep 15	at Sea	L	—	—	—	—	—	—	—	—	—	—	—	—
Sep 22	Ind	L	1/0	6	2	4	0.0	0.0	0	0	0	0	0	0
Sep 26	at StL	W	1/0	1	1	0	0.0	0.0	0	0	0	0	1	0
Oct 6	Hou													
Oct 13	Arz													
Oct 20	at Ten													
Oct 27	at Jax													
Nov 10	Car													
Nov 17	at NO													
Nov 25	at Was													
Dec 1	StL													
Dec 8	Sea													
Dec 15	at TB													
Dec 23	Atl													
Dec 29	at Arz													
TOTALS				3/0	8	3	5	0.0	0.0	0	0	0	0	1

JEROD-EDDIE'S CAREER STATISTICS

YEAR	TEAM	GP	GS	TACKLES				YDS	INT	INTERCEPTIONS				PD	FUMBLES		
				TOT	SOL	AST	SACKS			YDS	LG	TD	PD		FF	FR	YDS
2012	SF	1	0	0	0	0	0.0	0	0	—	—	0	0	0	0	0	0
2013	SF	3	0	8	3	5	0.0	0	0	—	—	0	0	0	0	1	0
TOTALS		4	0	8	3	5	0.0	0	0	—	—	0	0	0	0	1	0

PLAYOFFS

YEAR	TEAM	GP	GS	TACKLES				YDS	INT	INTERCEPTIONS				PD	FUMBLES		
				TOT	SOL	AST	SACKS			YDS	LG	TD	PD		FF	FR	YDS
2012	SF	0	0	0	0	0	0.0	0	0	—	—	0	0	0	0	0	0
TOTALS		0	0	0	0	0	0.0	0	0	—	—	0	0	0	0	0	0

Milestones:

NFL Debut: vs. Arz. (12/30/12); **First FR:** at StL (9/26/13 — QB Sam Bradford)

JEROD-EDDIE'S CAREER HIGHS

Total Tackles: 6 vs. Ind. (9/22/13)

Solo: 2 vs. Ind. (9/22/13)

Assists: 4 vs. Ind. (9/22/13)

Fumble Recoveries: 1 at StL (9/26/13)



COLIN Kaepernick

7

QUARTERBACK

H: 6-4 W: 230

BORN 11.3.87 // MILWAUKEE, WI // PITMAN HS, TURLOCK, CA
NEVADA // 2ND YEAR // ACQUIRED D-2 IN '11

Colin Kaepernick quickly grew into one of the most exciting and explosive players in the NFL after taking over the reins of the 49ers offense in week 11 of the 2012 season and has since continued that trend in 2013, setting the 49ers franchise record for most passing yds. in a season opener, when he threw for 412 yds. against the Packers. Gifted with a rocket arm, blazing speed, killer instincts and poise beyond his years, Kaepernick guided the 49ers to the NFC Championship and a berth in Super Bowl XLVII in just his 10th career start, the 3rd fewest of any starting Super Bowl QB. In 2012, he went 7-3 as a starter and posted a QB rating of 90.0-or-better in 8 of the 10 games started. Kaepernick also tallied 3 rushes of 50-or-more yards, including the postseason, and had 22 completions of at least 25 yards. He set the all-time single-game rushing record (regular or postseason) for a QB with 181 yards against the Green Bay Packers in the NFC Divisional Playoff game.

// CAREER HIGHLIGHTS

- In his first career postseason start, set the NFL single-game rushing record (regular season and playoffs) by a QB with 181 yds. vs. GB (1/12/13). It was also the 49ers single-game postseason rushing record.

MOST SINGLE-GAME RUSHING YARDS BY A QUARTERBACK IN NFL REGULAR SEASON & POSTSEASON HISTORY

Player	Date	Opp.	Yds.
1. Colin Kaepernick, SF	1/12/2013	vs. GB	181
2. Michael Vick, Atl.	12/1/2002	at Min.	173
3. Michael Vick, Atl.	11/26/2006	vs. NO	166
4. Tobin Rote, GB	11/18/1951	at Chi.	150
5. Michael Vick, Atl.	12/7/2003	vs. Car.	141

- His 56-yd. TD run vs. GB (1/12/13) was the longest run by a 49ers QB in franchise history (regular season and playoffs).
- Recorded the two longest runs by a QB in 49ers regular season history with 50-yd. runs in consecutive weeks [at StL (12/2/12), TD vs. Mia. (12/9/12)], surpassing QB Steve Young's 49-yd. TD run vs. Min. (10/30/88).
- Set the 49ers franchise record for most passing yds. in a season opener, as he completed 27 of 39 atts. for 412 yds., 3 TDs and a QB rating of 129.4 vs. GB (9/8/13). The previous mark was set by QB Steve Young, who threw for 363 yds. vs. NYJ (9/6/98).
- Rushed for 415 yds. in 2012, the t-5th highest single-season total by a QB in 49ers history.
- Super Bowl XLVII marked his 10th NFL start. His 9 starts entering the game were the 3rd-fewest for a starting QB entering a Super Bowl. (NYG Jeff Hostetler - 6; LAN Vince Ferragamo - 7).
- Kaepernick's 412 passing yds. vs. GB (9/8/13) are the 11th most in a single-game in franchise history. He is the first to surpass the 400-yd. passing mark since QB Tim Rattay [417 yds. vs. Arz. (10/10/04)].

// 2013 HIGHLIGHTS

- Set the 49ers franchise record for most passing yds. in a season opener, as he completed 27 of 39 atts. for 412 yds., 3 TDs and a QB rating of 129.4 vs. GB (9/8). The previous mark was set by QB Steve Young, who threw for 363 yds. vs. NYJ (9/6/98).
- Kaepernick's 412 passing yds. vs. GB (9/8) are the 11th most in a single-game in franchise history. He is the first to surpass the 400-yd. passing mark since QB Tim Rattay [417 yds. vs. Arz. (10/10/04)].

KAEPERNICK'S GAME-BY-GAME

Only games Kaepernick has appeared in on offense are listed

2013 Date	Opp	W/L	P/S	Att	Cmp	Pct	Yds	TD	Int	Lg	Sk/Yds	Rtg	Rsh	Yds	TD	Total Net Yds.	Pct. Offense
Sep 8	GB	W	1/1	39	27	69.2	412	3	0	43	2/8	129.4	7	22	0	426	86.2
Sep 15	at Sea	L	1/1	28	13	46.4	127	0	3	19	3/20	20.1	9	87	0	194	93.8
Sep 22	Ind	L	1/1	27	13	48.1	150	0	1	30	3/11	49.9	7	20	0	159	62.6
Sep 26	at StL	W	1/1	23	15	65.2	167	2	0	42	2/16	115.7	3	11	0	162	43.8
Oct 6	Hou																
Oct 13	Arz																
Oct 20	at Ten																
Oct 27	at Jax																
Nov 10	Car																
Nov 17	at NO																
Nov 25	at Was																
Dec 1	StL																
Dec 8	Sea																
Dec 15	at TB																
Dec 23	Atl																
Dec 29	at Arz																
TOTALS			4/4	117	68	58.1	856	5	4	43	10/55	81.0	26	140	0	941	71.0

// GOLDMINE

- In July of 2013, Colin held his first annual Against All Odds golf tournament at Del Rio Country Club in Modesto, CA to benefit Camp Taylor, a camp for children with heart defects. The inaugural event raised over \$200,000 to assist children and their families through Camp Taylor.
- In the summer of 2010, Colin was drafted by the Chicago Cubs in the 2009 MLB Draft and was offered \$30,000 to go to Arizona for a month and throw a few bullpen sessions. Looking ahead to his senior season as Nevada's quarterback, he declined the offer saying, "What would that say about me as a leader of the team?"
- One of Colin's hobbies and favorite activities off the field is collecting and watching movies. "I own around 250 movies," said Colin. His favorites are no surprise, action and comedy, specifically the movie Step Brothers. What might be a surprise to some people, is the 6-4, 250 lb QB also enjoys watching cartoons and Disney movies. "Some movies I own that most people wouldn't think I like are The Incredibles, Finding Nemo, Despicable Me and How To Train Your Dragon."

- Even as a 4th grade student at Dutcher Elementary School in Turlock, CA, Colin knew he was going to play for the 49ers. In a letter that students had to write to their future selves, that despite his small stature at the time, Colin saw something special in himself. He wrote, "I'm 5-2, 91 lbs and a good athlete. I think in 7 seven years i will be between 6 ft. to 6-4, 140 lbs. I hope I go to a good college in football, then go to the pros and play on the Niners or the Packers, even if they aren't good in seven years."

KAEPERNICK'S CAREER STATISTICS

PASSING														RUSHING				
YEAR	TEAM	GP	GS	ATT	CMP	PCT	YDS	TD	INT	LG	SK	LST	RTG	ATT	YDS	AVG	LG	TD
2011	SF	3	0	5	3	60.0	35	0	0	19	0	0	81.3	2	-2	-1.0	-1	0
2012	SF	13	7	218	136	62.4	1,814	10	3	57	16	112	98.3	63	415	6.6	50t	5
2013	SF	4	4	117	68	58.1	856	5	4	43	10	55	81.0	26	140	5.4	28	0
TOTALS		20	11	340	207	60.9	2,705	15	7	57	26	167	92.1	91	553	6.1	50t	5

PLAYOFFS

		PASSING												RUSHING				
YEAR	TEAM	GP	GS	ATT	CMP	PCT	YDS	TD	INT	LG	SK	LST	RTG	ATT	YDS	AVG	LG	TD
2011	SF	0	0	0	0	—	0	0	0	0	0	0	—	0	0	—	0	0
2012	SF	3	3	80	49	61.3	798	4	2	45	5	32	100.9	25	264	10.6	56t	3
TOTALS		3	3	80	49	61.3	798	4	2	45	5	32	100.9	25	264	10.6	56t	3

Additional Statistics:

Fumbles—Lost: Regular Season 12–5: 9–2 in 2012; 3–3 in 2013; Postseason 1–0: 1–0 in 2012

Milestones:

NFL Debut: at Phi. (10/2/11); **First Rushing TD:** at NYJ (9/30/12); **First Career Start:** vs. Chi. (11/19/12); **First Passing TD:** vs. Chi. (11/19/12 – 3–yd. pass to TE Vernon Davis); **300–yd. Passing Game:** 1, vs. GB (9/8/13 – 412 yds.); **400–yd. Passing Game:** 1, vs. GB (9/8/13 – 412 yds.)

KAEPERNICK'S CAREER HIGHS

Passes Attempted: Regular Season – 39 vs. GB (9/8/12); Postseason – 31 vs. GB (1/12/13)

Completions: Regular Season – 27 vs. GB (9/8/13); Postseason – 17 vs. GB (1/12/13)

Completion Percentage: Regular Season – 78.3 (18 of 23) vs. Mia. (12/9/12); Postseason – 76.2 (16 of 21) at Atl (1/20/13)

Passing Yards: Regular Season – 412 vs. GB (9/8/13); Postseason – 302 vs. Bal. (2/3/13)

Long Pass: Regular Season – 57 vs. Chi. (11/19/12); Postseason – 45 vs. GB (1/12/13)

QB Rating: Regular Season –133.1 vs. Chi. (11/19/12); Postseason – 127.7 at Atl (1/20/13)

Passing Touchdowns: Regular Season – 4 at NE (12/16/12); Postseason – 2 vs. GB (1/12/13)

Rushes: Regular Season – 9 (2 times) Last at Sea. (9/15/13); Postseason – 16 vs. GB (1/12/13)

Rushing Yards: Regular Season – 87 at Sea. (9/15/13); Postseason – 181 vs. GB (1/12/13)

Long Rush: Regular Season – 50 (2 times) Last vs. Mia. (12/9/12); Postseason – 56t vs. GB (1/12/13)

Rushing Touchdowns: Regular Season – 1 (5 times) Last vs. Mia. (12/9/12); Postseason – 2 vs. GB (1/12/13)



DANIEL KILGORE

67

GUARD/CENTER

H: 6-3 W: 308

BORN 12.18.87 // KINGSPORT, TN // DOBYNS-BENNETT HS, KINGSPORT, TN
 APPALACHIAN STATE // 3RD YEAR // ACQUIRED D-5 IN '11

Entering his third professional season, Daniel Kilgore has contributed to the 49ers offense in short-yardage and goal line packages since being selected by the team in the 5th round of the 2011 NFL Draft. A college tackle, he was moved to the interior of the offensive line by the 49ers and began to learn both center and guard positions. After appearing in just one contest in 2011, Kilgore played in all 16 regular season and all three post-season contests for the 49ers in 2012. While football is Kilgore's main obligation at the moment, he aspires to be a coach and special education teacher following his NFL career.

// 2013 HIGHLIGHTS

- Was part of an offensive line that helped amass the 2nd most total net yds. on opening day in 49ers franchise history with 494 yds. (404 passing yds. and 90 rushing yds.) vs. GB (9/8).
- Helped pave the way for 219 net yds. rushing at StL (9/26). It marked the first time the 49ers had three different RBs score a rushing TD in the same game since 12/2/01 vs. Buf. (Garrison Hearst, Fred Beasley and Paul Smith).

KILGORE'S CAREER STATISTICS

GAMES/STARTS – 21/0; 2011 (1/0); 2012 (16/0); 2013 (4/0)

POSTSEASON GAMES/STARTS – 3/0; 2011 (0/0); 2012 (3/0)

Milestones:

NFL Debut: vs. Pit. (12/19/11)

// GOLDMINE

- As Daniel was preparing for the NFL Draft in spring 2011, he was also serving as a student-teacher at Hardin Park Elementary School working with special-education students in adaptive physical education classes. The day following his graduation from Appalachian State, Daniel hosted a field trip for his special-education students at ASU. The field trip included a tour of the school's athletic facilities, activities in the Sofield Family Indoor Practice Facility, lunch on the club level of the Appalachian Athletics Center and taking in a few innings of the Appalachian State-Western Carolina baseball game. While football is Daniel's next chapter in life, he aspires to be a coach and special-education teacher following his NFL career. "I'm very happy that I was drafted, but I absolutely love working with these kids," said Daniel. "I have had a great student-teaching experience and I know when my NFL career is over, I will get to work in another field that I love and that is working with special-education students and coaching."



MARCUS LATTIMORE

38

RUNNING BACK

H: 5-11 W: 221

BORN 10.29.91 // DUNCAN, SC // JAMES F. BYNES HS, DUNCAN, SC
SOUTH CAROLINA // ROOKIE // ACQUIRED D-4B IN '13

In just three seasons at South Carolina, Marcus Lattimore etched his name in Gamecock annals, setting the school record for most career rushing TDs (38) and total TDs (41). He also ranked 6th in school history with 2,677 rushing yards and 4th with 555 carries. Lattimore, a three-time All-SEC honoree, was also named SEC Freshman of the Year in 2010, after rushing for a school-record 17 TDs.

// 2013 HIGHLIGHTS

- Placed on the Reserve/NFI List on 8/27.

// GOLDMINE

- Lattimore began working with South Carolina's Medicaid program, called Charleston's First Choice by Select Heath, which encourages teenagers and young adults to visit doctors for regular checkups. He's hoping to raise awareness for people to eat healthy, live an active lifestyle and visit the doctor regularly. Marcus recorded 7,500 personalized telephone messages for First Choice members to teach them about the new initiative.

// TRANSACTIONS

Originally the second of two 4th-round (131st overall) draft choices by SF in 2013.

// COLLEGE

Played in 29 games (28 starts) and registered 2,677 rushing yds. and 38 TDs on 555 carries, while adding 77 receipts. for 767 yds. and 3 TDs. Set the school record with 38 rushing TDs and 41 total TDs. As a junior, played in 9 games (8 starts) and earned honorable mention All-SEC honors from the Associated Press. Led the team with 662 rushing yds. on 143 carries and 11 TDs, while adding 26 receipts. for 173 yds. In 2011, named Second-Team All-SEC by the AP. Started all 7 games in which he appeared, rushing for 818 yds. and 10 TDs on 163 carries. Also tallied 19 receipts. for 182 yds. and 1 TD. As a freshman, earned First-Team All-America, First-Team All-SEC, SEC Freshman of the Year honors. Also named the NCAA Freshman of the Year by *The Sporting News*. Started all 13 games and lead the Gamecocks with 1,197 rushing yds. and 17 TDs on 249 carries. His 17 rushing TDs set the school single-season record, while his 1,197 rushing yds. set the school's freshman record and ranked 3rd in school history. Also added 29 receipts. for 412 yds. and 2 TDs.

// PERSONAL

- Was a member of the SEC Fall Academic Honor Roll in 2011.
- Attended James F. Bynes (Duncan, SC) HS and was rated the nation's best RB by Scout.com and Rivals.com.
- Rushed for 6,375 yds. and scored 104 TDs during his high school career.
- Was named to *Parade Magazine's* 47th annual All-American High School Football Team, selected South Carolina's Mr. Football, was a two-time Associated Press All-State honoree and the state's Gatorade Player of the Year, as a senior.
- Claims to be an excellent bowler.
- Born Marcus Lattimore (10/29/91) in Duncan, SC.
- Majored in public health.



ANDY LEE

4

PUNTER

H: 6-2 W: 180

BORN 8.11.82 // WESTMINSTER, SC // WEST OAK HS, WESTMINSTER, SC
PITTSBURGH // 10TH YEAR // ACQUIRED D-6A IN '04

Having mastered the constant challenge of punting through the unpredictable weather conditions of Candlestick Park, four-time All-Pro Andy Lee is making his case as one of the best punters in NFL history. He has the third-highest net punting average in NFL history (39.3) and ranks fourth all-time in gross avg. (46.0). Since being selected in the 6th-round of the 2004 NFL Draft, he has earned Pro Bowl honors in three of the past six seasons ('07, '09, '11). In 2011, Lee posted a net punting avg. of 44.0, setting the NFL single-season record. He followed it up with a 43.2 net avg. in 2012, the 3rd-highest single-season total in NFL history, on his way to earning his 4th AP All-Pro selection. He is the franchise leader in punts, punting yardage, gross avg., touchbacks, punts downed inside the 20 and net avg. Lee was rewarded for his efforts with a six-year contract extension on 5/23/12, keeping him with the club through 2018.



// GOLDMINE

- Andy is considered a 'hometown hero' by his native Westminister, SC. The town mayor, Rusty Cater, presented Andy with a key to the city and a declaration commemorating "Andy Lee Day" on July 12, 2008.
- Andy never attended an NFL game growing up in South Carolina. Even when he went on to become a standout punter on the collegiate level at the University of Pittsburgh, he was still a stranger to live NFL action. The first professional game he ever witnessed in person was as a player with the 49ers in 2004. In fact, Andy didn't even set out to play football at all. "I was more of a baseball guy growing up. I actually wanted to be a Major League Baseball player. I played quarterback in 8th grade, and the coach asked, 'Who wants to try out for the punting position?' I didn't know you were supposed to spiral a punt, or turn it over, or any of that."

LEE'S GAME-BY-GAME

2013

Date	Opp	W/L	P/S	No	Yds	Avg	Net	TB	In20	Lg	Blk
Sep 8	GB	W	1/0	5	236	47.2	38.2	1	1	56	0
Sep 15	at Sea	L	1/0	4	196	49.0	36.3	1	0	60	0
Sep 22	Ind	L	1/0	7	305	43.6	38.4	1	2	62	0
Sep 26	at StL	W	1/0	7	383	54.7	52.0	0	2	60	0
Oct 6	Hou										
Oct 13	Arz										
Oct 20	at Ten										
Oct 27	at Jax										
Nov 10	Car										
Nov 17	at NO										
Nov 25	at Was										
Dec 1	StL										
Dec 8	Sea										
Dec 15	at TB										
Dec 23	Atl										
Dec 29	at Arz										
TOTALS			4/0	23	1,120	48.7	42.1	3	5	62	0

// CAREER HIGHLIGHTS

- Ranks 3rd all-time in highest net avg. (39.3) and 4th all-time in highest gross avg. (46.0) in NFL history.
- Set the NFL single-season record in net punting avg. (44.0) in 2011. The previous record was held by Oak. P Shane Lechler (43.9 - 2009). Followed up with a 43.2 net punting avg. in 2012, 3rd best single season avg. in NFL history.
- Since 2007, Lee ranks 2nd in the NFL in gross avg. (47.9), net avg. (41.0) and punts downed inside the 20 (188).
- Set an NFL record in 2007 with 42 punts downed inside the 20, and ranked 2nd in the NFL with a 47.3 gross avg. and 41.0 net avg.
- Ranks 1st in franchise history in punts (813), yds. (37,415), gross avg. (46.0), punts inside the 20 (250) and net avg. (39.3)
- Was the first 49ers rookie punter since 1957 to lead the league for the longest punt (81 yds.) of the year, in 2004.

// 2013 HIGHLIGHTS

- Lee helped the 49ers dominate the field-position battle in the team's road victory at StL (9/26). He tallied 7 punts for 383 yds., setting an NFL season-high in gross avg. (54.7), tied the NFL season-high in net avg. (52.0) and also pinned the Rams inside their own 20-yd. line twice.

LEE'S CAREER STATISTICS

<u>YEAR</u>	<u>TEAM</u>	<u>G</u>	<u>NO</u>	<u>YDS</u>	<u>AVG</u>	<u>RET</u>	<u>YDS</u>	<u>NET</u>	<u>TB</u>	<u>IN 20</u>	<u>LG</u>	<u>BLK</u>
2004	SF	16	96	3,990	41.6	51	445	35.3	8	25	81	0
2005	SF	16	107	4,447	41.6	62	471	36.3	3	15	58	1
2006	SF	16	81	3,625	44.8	35	462	36.8	9	22	66	0
2007	SF	16	105	4,968	47.3	53	402	41.0	13	42	74	0
2008	SF	16	66	3,155	47.8	39	364	39.0	9	13	82	1
2009	SF	16	99	4,711	47.6	57	495	41.0	8	30	64	0
2010	SF	16	91	4,203	46.2	54	483	38.2	12	34	64	0
2011	SF	16	78	3,970	50.9	39	315	44.0	9	28	68	1
2012	SF	16	67	3,226	48.1	36	249	43.2	4	36	66	0
2013	SF	4	23	1,120	48.7	12	91	42.1	3	5	62	0
TOTALS		148	813	37,415	46.0	438	3,777	39.3	78	250	82	3

PLAYOFFS

<u>YEAR</u>	<u>TEAM</u>	<u>G</u>	<u>NO</u>	<u>YDS</u>	<u>AVG</u>	<u>RET</u>	<u>YDS</u>	<u>NET</u>	<u>TB</u>	<u>IN 20</u>	<u>LG</u>	<u>BLK</u>
2011	SF	2	18	851	47.3	9	84	41.5	1	7	63	0
2012	SF	3	9	443	49.2	7	34	41.0	2	3	62	0
TOTALS		5	27	1,294	47.9	16	118	41.3	3	10	63	0

Additional Statistics:

Special Teams Tackles – 6: 2004 (1), 2005 (1), 2006 (2), 2009 (1), 2010 (1)

Milestones:

NFL Debut: vs. Atl. (9/12/04); **First punt inside–20:** vs. Atl. (9/12/04); **100th punt inside–20:** vs. TB (12/23/07); **200th punt Inside–20:** vs. StL (12/4/11); **100th Career game:** at Atl. (10/3/10); **600th Career punt:** vs. Den. (10/31/10).

LEE'S CAREER HIGHS

Punts: Regular Season – 10 vs. Sea. (9/30/07);

Postseason – 10 vs. NYG (1/22/12)

Gross Average: 59.6 vs. Sea. (9/11/11)

Net Average: 54.2 vs. Sea. (9/11/11)

Long Punt: 82 vs. NE (10/5/08)

Inside–20: 5 vs. StL. (10/4/09)



COREY LEMONIER

96

LINEBACKER

H: 6-3 W: 255

BORN 11.19.91 // HIALEAH, FL // HIALEAH HS, HIALEAH, FL
AUBURN // ROOKIE // ACQUIRED D-3 IN '13

Corey Lemonier had a penchant for pressuring the quarterback at Auburn University, finishing his career ranked 7th in school history with 17.0 career sacks. A two-time All-SEC honoree, he led the team in sacks (9.5) and pressures (15) as a sophomore and also paced the Tigers with 12 pressures, in 2012.

// 2013 HIGHLIGHTS

- Made his NFL debut vs. GB (9/8).
- Recorded 4 tackles and 1 PD at StL (9/26). Part of a defense that held the Rams offense to only 18 yds. rushing on 19 carries, the 7th-best single-game defensive rushing performance in franchise history.

// GOLDMINE

- Corey has traveled to Haiti multiple times, where both of his parents were born. During recent hurricanes and earthquakes in Haiti, a few members of Corey's family, on his father's side, were hit hard, but they all remained safe. When the Lemonier's moved to Florida, many sports, including football, were new to them. Corey started out watching football and basketball on television. He played hoops through his sophomore year of high school before switching to football when he was a junior.

LEMONIER'S GAME-BY-GAME

2013

Date	Opp	W/L	P/S	Tot	Sol	Ast	Sk	Yds	Int	Yds	PD	FF	FR	Yds
Sep 8	GB	W	1/0	0	0	0	0.0	0.0	0	0	0	0	0	0
Sep 15	at Sea	L	1/0	1	0	1	0.0	0.0	0	0	0	0	0	0
Sep 22	Ind	L	1/0	0	0	0	0.0	0.0	0	0	0	0	0	0
Sep 26	at StL	W	1/0	4	3	1	0.0	0.0	0	0	1	0	0	0
Oct 6	Hou													
Oct 13	Arz													
Oct 20	at Ten													
Oct 27	at Jax													
Nov 10	Car													
Nov 17	at NO													
Nov 25	at Was													
Dec 1	StL													
Dec 8	Sea													
Dec 15	at TB													
Dec 23	Atl													
Dec 29	at Arz													
TOTALS				4/0	5	3	2	0.0	0.0	0	0	1	0	0

Special Teams Tackles: 1

LEMONIER'S CAREER STATISTICS

				TACKLES					INTERCEPTIONS					FUMBLES		
YEAR	TEAM	GP	GS	TOT	SOL	AST	SACKS	YDS	INT	YDS	LG	TD	PD	FF	FR	YDS
2013	SF	4	0	5	3	2	0.0	0.0	0	0	—	—	1	0	0	0
TOTALS		4	0	5	3	2	0.0	0.0	0	0	—	—	1	0	0	0

Additional Statistics:

Special Teams Tackles — 1: 2013 (1)

Milestones:

NFL Debut: vs. GB (9/8/13)

LEMONIER'S CAREER HIGHS

Total Tackles: 1 at Sea. (9/15/13)

Solo: 3 at StL (9/26/13);

Assists: 1 (2 times) Last at StL (9/26/13)

Passes Defensed: 1 at StL (9/26/13)



JOE LOONEY

78

GUARD

H: 6-3 W: 315

BORN 8.31.90 // LAKE WORTH, FL // LAKE WORTH HS, LAKE WORTH, FL
WAKE FOREST // 2ND YEAR | ACQUIRED D-4 IN '12

Joe Looney spent his rookie season in an understudy role, learning the nuances of the NFL game from his veteran linemates. The 49ers 4th round pick (117th overall) in the 2012 NFL draft, he focused on learning the center and guard positions. A four-year starter at left guard for Wake Forest, he was a Second-Team All-ACC selection, in 2011. In each of his last two collegiate seasons, Looney graded out as the team's highest-rated offensive lineman.


LOONEY'S CAREER STATISTICS

GAMES/STARTS – 0/0; 2012 (0/0); 2013 (0/0)

POSTSEASON GAMES/STARTS – 0/0; 2012 (0/0)

// GOLDMINE

- Joe was a member of Athletes in Action at Wake Forest. AIA is a Christian ministry on campus that is geared towards athletes of all sports. "We had meetings every Tuesday night and we would sing and listen to sermons," said Joe. "It's just amazing." Joe eventually joined the Servant Leadership Team after a life-changing event. "I went to the AIA Ultimate Training Camp that they have in Colorado." Athletes received Biblical perspective on topics like motivation, attitude, persevering through tough times, and winning and losing. "It was a pretty amazing experience and it just changed my life."



MARIO MANNINGHAM

82

WIDE RECEIVER
H: 6-0 W: 185

BORN 5.25.86 // WARREN, OH // WARREN G. HARDING HS, WARREN, OH
MICHIGAN // 6TH YEAR | ACQUIRED FA IN '12

Returning for his second season with the 49ers, Mario Manningham has proven to be a reliable target and big-play threat throughout his five NFL seasons. After joining the 49ers during the 2012 free agency period, he posted 42 receptions for 449 yards and 1 TD before being placed on the Injured Reserve list in Week 16. Manningham originally entered the league as a 3rd-round draft pick by the New York Giants in 2008. In four seasons with the Giants, Manningham recorded 160 receptions for 2,315 yards and 18 touchdowns.

// 2013 HIGHLIGHTS

- Placed on the Reserve/PUP List on 8/27.

MANNINGHAM'S CAREER STATISTICS

YEAR	TEAM	GP	GS	RECEIVING					RUSHING				
				NO	YDS	AVG	LG	TD	ATT	YDS	AVG	LG	TD
2008	NYG	7	0	4	26	6.5	11	0	1	-12	-12.0	-12	0
2009	NYG	14	10	57	822	14.4	49	5	0	0	-	-	0
2010	NYG	16	8	60	944	15.7	92t	9	1	2	2.0	2	0
2011	NYG	12	10	39	523	13.4	47t	4	0	0	-	-	0
2012	SF	12	10	42	449	10.7	40	1	3	64	21.3	29	0
2013	SF	-	-	PLACED ON RESERVE/PUP LIST ON 8/27					-	-	-	-	-
TOTALS		61	38	202	2,764	13.7	92t	19	5	54	10.8	29	0

PLAYOFFS

YEAR	TEAM	GP	GS	RECEIVING					RUSHING				
				NO	YDS	AVG	LG	TD	ATT	YDS	AVG	LG	TD
2008	NYG	0	0	0	0	-	-	0	0	0	-	-	0
2011	NYG	4	2	13	189	14.5	38	3	0	0	-	-	0
2012	SF	-	-	INJURED RESERVE (KNEE)					-	-	-	-	-
TOTALS		4	2	13	189	14.5	38	3	0	0	-	-	0

Additional Statistics:

Fumble – Lost – 3–3: 1–1 in 2009, 1–1 in 2010, 1–1 in 2012

Special Teams Tackles – 2: 2008 (2)

Milestones:

NFL Debut: vs. Sea. (10/5/08); **First Start:** vs. Was. (9/13/09); **50th Game:** at GB (9/9/12); **First Reception:** vs. Sea. (10/5/08 – 6-yd. pass from QB Eli Manning); **First TD Reception:** vs. Was. (9/13/09 – 30-yd. pass from QB Eli Manning); **100-yd. Games:** 5, Last at Was. (1/2/11 – 101 yds.)

MANNINGHAM'S CAREER HIGHS

Receptions: 10 (2 times) Last vs. Dal. (11/14/10)

Receiving Yards: 150 at Dal. (9/20/09)

Long Reception: 92t at Was. (1/2/11)

TD Receptions: 2 vs. Phi. (12/19/10)

Rushes: 1 (5 times) Last vs. NYG (10/7/12)

Rushing Yards: 29 vs. Det. (9/16/12)

Long Rush: 29 vs. Det. (9/16/12)



LUKE MARQUARDT

61

TACKLE
H: 6-8 W: 315

BORN 3.23.90 // SAMMAMISH, WA // SKYLINE HS, SAMMAMISH, WA
AZUSA PACIFIC // ROOKIE // ACQUIRED FA IN '13

Luke Marquardt enters his 1st NFL season, after being signed by the 49ers as an undrafted rookie free agent. Marquardt joins the 49ers and instantly becomes one of the most physically intimidating figures on the team, stepping in at six feet eight inches tall and weighing 315 pounds, adding depth to San Francisco's offensive line.

// 2013 HIGHLIGHTS

- Placed on the Reserve/NFI List on 8/27.

// TRANSACTIONS

Originally signed as an undrafted free agent by SF on 5/7/13.

// COLLEGE

Saw action in 30 games (25 starts) during his career at Azusa Pacific. In 2012, did not play due to injury. In 2011, started all 12 games and earned First-Team NAIA All-Independent honors. As a sophomore, started all 10 games at tackle. In 2009, played in 8 games (3 starts). Began his career as a tight end, before making the transition to tackle.

// PERSONAL

- Attended Skyline (Sammamish, WA) HS, where he played football and basketball.
- Majored in physical education.
- Born (3/23/90) in Sammamish, WA.



COLT McCOY

2

QUARTERBACK

H: 6-1 W: 215

BORN 9.5.86 // TUSCOLA, TX // JIM NED HS, TUSCOLA, TX
TEXAS // 4TH YEAR // ACQUIRED FA IN '13

Colt McCoy joined the 49ers via trade during the 2013 offseason after spending his first three NFL seasons with the Cleveland Browns. McCoy brings exceptional leadership qualities and valuable NFL experience (21 career starts), to a young and talented quarterback position group. McCoy left the University of Texas with the most wins of any starting quarterback in NCAA history, posting a 45-8 record.

// GOLDMINE

- Growing up in a family full of athletes, McCoy has always been surrounded by competition and sports, "We have a pretty athletic family. My dad was a coach all growing up, he actually coached me and my brothers. My mom was an athlete, she played basketball. So, that was just kind of in our nature, we were always competing, always playing. It didn't matter what sport, whatever sport it was time to play that's what we were playing. So, I think that instilled a lot of things in me at a young age, working hard, competing and giving all you got. All those small little lessons you learn growing up, that was really grounded throughout my childhood."

- During the past few years, McCoy has taken a special interest in helping raise awareness and funds for Scott and White Children's Hospital in central Texas, "When I was in college, once a week I would go and spend time at the local children's hospital. I would just hang out and spend time with the kids and the families, and even though they couldn't come to the games on Saturdays, I would just take them a jersey and some Longhorn gear and do my best to put a smile on their face. So, that's pretty close to my heart. When I graduated college I teamed up with the Scott and White Hospital, who was in the process of raising money to build a big children's hospital for central Texas, that would be a place for all kids in central Texas to get the treatment and service they need. They asked me to be a part of that and I jumped on it. It has been a wonderful thing for me and for my family to just be able to support them and help raise money for the hospital. It's currently open and we are treating tons of kids in the central Texas area, and it's been nothing but a positive thing. I'm proud to be a part of it."

McCOY'S GAME-BY-GAME

2013 Date	Opp	W/L	P/S	Att	Cmp	Pct	Yds	TD	Int	Lg	Sk/Yds	Rtg	Rsh	Yds	TD	Total Net Yds.	Pct. Offense
Sep 8	GB	W	—	—	—	—	—	—	—	DID NOT PLAY	—	—	—	—	—	—	—
Sep 15	at Sea	L	—	—	—	—	—	—	—	DID NOT PLAY	—	—	—	—	—	—	—
Sep 22	Ind	L	—	—	—	—	—	—	—	DID NOT PLAY	—	—	—	—	—	—	—
Sep 26	at StL	W	1/0	0	0	—	0	0	0	—	0/0	—	0	0	0	0	0.0
Oct 6	Hou																
Oct 13	Arz																
Oct 20	at Ten																
Oct 27	at Jax																
Nov 10	Car																
Nov 17	at NO																
Nov 25	at Was																
Dec 1	StL																
Dec 8	Sea																
Dec 15	at TB																
Dec 23	Atl																
Dec 29	at Arz																
TOTALS			1/0	0	0	—	0	0	0	—	0/0	—	0	0	0	0	0.0

McCOY'S CAREER STATISTICS

YEAR	TEAM	GP	GS	PASSING										RUSHING				
				ATT	CMP	PCT	YDS	TD	INT	LG	SK	LST	RTG	ATT	YDS	AVG	LG	TD
2010	CLE	8	8	222	135	60.8	1,576	6	9	47	23	132	74.5	28	136	4.9	18	1
2011	CLE	13	13	463	265	57.2	2,733	14	11	56	32	173	74.6	61	212	3.5	20	0
2012	CLE	3	0	17	9	52.9	79	1	0	21	4	25	85.2	4	15	2.7	15	0
2013	SF	1	0	0	0	—	0	0	0	—	0	0	—	0	0	—	0	0
TOTALS		25	21	702	409	58.3	4,388	21	20	56	59	330	74.8	93	363	3.9	20	1

Additional Statistics:

Fumbles—Lost — 12—2: 1—0 in 2010, 11—2 in 2011

Receptions—Yds. — 2—8: 1—13 in 2010, 1—(—5) in 2011

Milestones:

NFL Debut: at Pit. (10/17/10); **First Career Start:** at Pit. (10/17/10); **First Passing TD:** at Pit. (10/17/10 — 12—yd. pass to TE Ben Watson)

McCOY'S CAREER HIGHS

Passes Attempted: 61 vs. Ten. (10/2/11)

Completions: 40 vs. Ten. (10/2/11)

Passing Yards: 350 vs. Ten. (10/2/11)

Long Pass: 56 vs. Cin. (9/11/11)

QB Rating: 132.6 at Cin. (12/19/10)

Touchdowns: 2 (5 times) Last at Cin. (11/27/11)

Rushes Attempted: 9 vs. Sea. (10/23/11)

Rushing Yards: 39 at Jax. (11/21/10)

Long Rush: 20 at Cin. (11/27/11)



KEVIN McDERMOTT

47

LONG SNAPPER

H: 6-4 W: 234

BORN 1.12.90 // NASHVILLE, TN // ENSWORTH HS, NASHVILLE, TN
UCLA // ROOKIE // ACQUIRED FA IN '13

Kevin McDermott takes over the long-snapping duties for the 49ers after beating out 14-year veteran, Brian Jennings, during the preseason. McDermott, an undrafted rookie, enters his 1st season in the NFL out of UCLA. He was a two-time honorable mention Academic All Pac-12 selection as a Bruin.

McDERMOTT'S CAREER STATISTICS

GAMES/STARTS – 4/0; 2013 (4/0)

Milestones:

NFL Debut: vs. GB (9/8/13)

// 2013 HIGHLIGHTS

- Made his 49ers debut vs. GB (9/8), flawlessly snapping for five Andy Lee punts, three Phil Dawson FG atts. and four XP atts.

// GOLDMINE

- While back home in Nashville, TN, Kevin gained valuable work experience that most members of the media can relate to. "I use to work at a local TV station in Nashville, TN, WKRN Channel 2 News. I worked at the assignment desk and would make cold calls to police stations to see if there was anything to report."
- McDermott, at one time, was also a man of music, and had a unique attribute that made him a valuable member of the band. "I don't anymore, but from about 6th grade through the 10th grade I use to play the tuba. I was the only kid big enough in my high school to carry the tuba."



RAY McDONALD

91

DEFENSIVE TACKLE

H: 6-3 W: 290

BORN 9.2.84 // PAHOKEE, FL // GLADES CENTRAL HS, BELLE GLADE, FL
FLORIDA // 7TH YEAR | ACQUIRED D-3B IN '07

Ray McDonald has been a formidable force for opposing offensive lines to deal with over the last three seasons, having started 35 of 36 regular season games in that span. In 2012, McDonald played a significant role on the defense, posting a career-high in tackles (106) while adding 2.5 sacks and a forced fumble. A model of determination and resiliency, he has missed just two games to injury during his five-year career, after having overcome multiple significant knee injuries while in college. Over the past four seasons, he is one of only eight NFL defensive linemen to score at least two touchdowns. The 49ers grabbed McDonald as a 3rd-round pick (97th overall) in 2007. After earning a starting role at LDE in 2011, he was rewarded with a 5-year contract extension on July 29, 2011.

// CAREER HIGHLIGHTS

- Recorded his first career TD after scooping up a QB Kyle Boller fumble on the Rams 11-yd. line, returning it for the score vs. StL (10/4/09).
- Registered his first career INT and returned it 31 yds. for a TD at Car. (10/24/10).

// 2013 HIGHLIGHTS

- Notched a career-high 14 tackles at Sea. (9/15).
- McDonald recorded 5 tackles at StL (9/26). Part of a defense that held the Rams offense to only 18 yds. rushing on 19 carries, the 7th-best single-game defensive rushing performance in franchise history.

// GOLDMINE

- McDonald's durability and toughness earned him the 49ers Hazeltine Iron Man and Blue Collar Defensive Player of the Year Awards for the 2012 season. During the year, McDonald started all 16 games and recorded 2.5 sacks, while taking on constant double teams to free up his teammates. The Hazeltine Iron Man Award is given annually to the most courageous and inspirational defensive player as voted upon by the defensive coaches.
- Ray comes from an athletic family as his father, Ray Sr., played wide receiver for the Florida Gators in the mid-80s and was featured on the cover of *Sports Illustrated* (Nov. 11, 1985) after catching both scores in a 14-10 victory at Auburn in 1985. Ray's grandfather, Willie McDonald, played running back at Bethune Cookman and his uncle was a cornerback at UCF. Ray didn't have strong aspirations of playing football professionally until later in high school, when his father began to prepare him for the pro game. "He didn't really push me into playing football when I was growing up, but I told him I really wanted to take off with football. So he dedicated his whole year to working me out."

- Ray has had his share of success growing up playing football. While in high school, he won a state championship four straight years, and then a national title at Florida, but still strives to achieve the ultimate prize of an NFL championship. "I have individual goals, but it all comes down to winning. I come from a winning tradition. All I'm missing out on is an NFL Championship."
- Since the 2008 offseason, Ray has looked for other ways to improve himself as a pass rusher. He has been boxing with the 49ers strength and conditioning staff in order to add more moves to his pass rushing repertoire. "It's something that I can add to my tray with hand-eye coordination. It helps with my endurance and my hand placement and I have enough force to knock someone off balance."
- Despite entering the NFL with great concerns regarding the health of his knees, which hurt his draft stock and forced him to be selected in the 3rd round in 2007, McDonald has missed just two games in his five-year career to injury.

McDONALD'S GAME-BY-GAME

2013

Date	Opp	W/L	P/S	Tot	Sol	Ast	Sk	Yds	Int	Yds	PD	FF	FR	Yds
Sep 8	GB	W	1/1	9	7	2	0.5	1.5	0	0	0	0	0	0
Sep 15	at Sea	L	1/1	14	9	5	0.0	0.0	0	0	0	0	0	0
Sep 22	Ind	L	1/1	7	5	2	0.0	0.0	0	0	0	0	0	0
Sep 26	at StL	W	1/1	5	3	2	0.0	0.0	0	0	0	0	0	0
Oct 6	Hou													
Oct 13	Arz													
Oct 20	at Ten													
Oct 27	at Jax													
Nov 10	Car													
Nov 17	at NO													
Nov 25	at Was													
Dec 1	StL													
Dec 8	Sea													
Dec 15	at TB													
Dec 23	Atl													
Dec 29	at Arz													
TOTALS				4/4	35	24	11	0.5	1.5	0	0	0	0	0

McDONALD'S CAREER STATISTICS

YEAR	TEAM	GP	GS	TACKLES					INTERCEPTIONS					FUMBLES		
				TOT	SOL	AST	SACKS	YDS	INT	YDS	LG	TD	PD	FF	FR	YDS
2007	SF	9	0	11	4	7	1.0	6.0	0	0	—	0	0	0	0	0
2008	SF	15	9	58	28	30	1.0	5.0	0	0	—	0	5	0	0	0
2009	SF	16	0	29	12	17	3.0	19.0	0	0	—	0	0	0	2	11t
2010	SF	16	0	57	23	34	0.0	0.0	1	31	31t	1	2	0	0	0
2011	SF	15	15	93	51	42	5.5	35.5	0	0	—	0	2	2	1	0
2012	SF	16	16	106	57	49	2.5	15.5	0	0	—	0	1	1	0	0
2013	SF	4	4	35	24	11	0.5	1.5	0	0	—	0	0	0	0	0
TOTALS		91	44	389	199	190	13.5	82.5	1	31	31t	1	10	3	3	11t

PLAYOFFS

YEAR	TEAM	GP	GS	TACKLES					INTERCEPTIONS					FUMBLES		
				TOT	SOL	AST	SACKS	YDS	INT	YDS	LG	TD	PD	FF	FR	YDS
2011	SF	2	2	11	7	4	2.5	19.5	0	0	—	0	0	1	0	0
2012	SF	3	3	23	15	8	1.0	5.0	0	0	—	0	0	0	0	0
TOTALS		5	5	34	22	12	3.5	24.5	0	0	—	0	0	1	0	0

Additional Statistics:

Blocked Field Goals – 2: 2008 (1 vs. Phi., 10/12/08), 2009 (1 at Min. 9/27/09)

Blocked Extra Points – 1: 2009 (1 vs. Arz., 12/14/09)

TDs – 2: 2009 [11–yd. fumble return vs. STL (10/4/09)], 2010 [31–yd. INT return at Car. (10/24/10)]

Safeties – 1: 2012 (1 vs. Chi., 11/19/12)

Milestones:

NFL Debut: vs. Bal. (10/7/07); **First Start:** vs. Arz. (9/7/08); **First Sack:** Regular Season – vs. TB (12/23/07 – QB Jeff Garcia); Postseason – vs. NYG (1/22/12 – QB Eli Manning); **First FR:** vs. StL (10/4/09 – QB Kyle Boller); **First FF:** Regular Season – vs. StL (12/4/11 – QB A. J. Feeley); Postseason – vs. NYG (1/22/12 – QB Eli Manning); **First Blocked FG:** vs. Phi. (10/12/08 – 54–yd. att. by K David Akers); **First Blocked PAT:** vs. Arz. (12/14/09 – K Neil Rackers); **First Safety:** vs. Chi. (11/19/12 – G Chilo Rachal); **First Multi–Sack Game:** 2.0 – at NE (12/16/12 – QB Tom Brady)

McDONALD'S CAREER HIGHS

Total Tackles: Regular Season – 14 at Sea. (9/15/13);

Postseason – 9 vs. NYG (1/22/12)

Solo: Regular Season – 9 at Sea. (9/15/13);

Postseason – 6 vs. NYG (1/22/12)

Assists: 5 (3 times) Last at Sea. (9/15/13)

Passes Defensed: 2 at Det. (10/16/11)

Sacks: Regular Season – 2.0 at NE (12/16/12);

Postseason – 2.5 vs. NYG (1/22/12)

Forced Fumbles: Regular Season – 1 (3 times) Last vs. Arz. (12/30/12);

Postseason – 1 vs. NYG (1/22/12)

Fumble Recoveries: 1 (3 times) Last at Arz. (12/11/11)



VANCE McDONALD

89

TIGHT END

H: 6-4 W: 267

BORN 6.13.90 // BEAUMONT, TX // EAST CHAMBERS HS, WINNIE, TX
RICE // ROOKIE // ACQUIRED D-2B IN '13

A two-time First-Team All-Conference USA selection, Vance McDonald made his mark as both a blocker and a receiver at Rice University. He finished his collegiate career ranked in the top 10 in receptions (7th), receiving yards (6th) and TDs (t-5th) in school history. In 2010, McDonald was named the recipient of the George R. Brown Award, given to the Owls top receiver.

- Growing up, Vance spent a lot of his time at the Drake Plantation in Winnie, a large open land full of wildlife such as ducks, geese and deer, which his uncle owned. He went fishing, caught crawfish and rode four-wheelers. "I loved just being an outdoorsman," he said. "It's a big agricultural town."

// 2013 HIGHLIGHTS

- Made his 49ers debut vs. GB (9/8), notching his first career re-cept. on a 25-yd. pass from QB Colin Kaepernick.

// GOLDMINE

- Vance grew up in Winnie, Texas, which was discovered to have a large oilfield and currently has about 3,500 residents. "We have three stop lights and any fast food restaurant you can possibly imagine and a bunch of hotels," McDonald said to describe Winnie. "It's a place for truckers to stop off and get some rest and a bite to eat driving off to Louisiana. The whole town is just one highway. Everyone knows everyone's business."
- McDonald spent draft day at home in Winnie with his family and closest family friends. "It was a big thing for the small town," he said. When 49ers head coach Jim Harbaugh called, McDonald slipped into his parents room and jokingly didn't tell the rest of his family that the 49ers were on the other line until he got off the phone. "They kept asking me, 'Who is it? Who is it?' It was just an unbelievable time, surrounded by the people that I care about most. It was finally here," McDonald said. "The people I was around made it that much better."

McDONALD'S GAME-BY-GAME

2013

Date	Opp	W/L	P/S	Rec	Yds	Avg	Lg	TD
Sep 8	GB	W	1/0	1	25	25.0	25	0
Sep 15	at Sea	L	1/0	1	19	19.0	19	0
Sep 22	Ind	L	1/1	1	6	6.0	6	0
Sep 26	at StL	W	1/1	1	9	9.0	9	0
Oct 6	Hou							
Oct 13	Arz							
Oct 20	at Ten							
Oct 27	at Jax							
Nov 10	Car							
Nov 17	at NO							
Nov 25	at Was							
Dec 1	StL							
Dec 8	Sea							
Dec 15	at TB							
Dec 23	Atl							
Dec 29	at Arz							
Totals			4/2	4	59	14.8	25	0

McDONALD'S CAREER STATISTICS

YEAR	TEAM	GP	GS	RECEIVING					RUSHING				
				NO	YDS	AVG	LG	TD	ATT	YDS	AVG	LG	TD
2013	SF	4	2	4	59	14.8	25	0	0	0	—	—	0
TOTALS		4	2	4	59	14.8	25	0	0	0	—	—	0

Milestones:

NFL Debut: vs. GB (9/8/13); **First Start:** vs. Ind. (9/22/13); **First Reception:** vs. GB (9/8/13 – 25-yd. pass from QB Colin Kaepernick)

McDONALD'S CAREER HIGHS

Receptions: 1 (4 times) Last at StL (9/26/13)

Long Reception: 25 vs. GB (9/8/13)

Receiving Yards: 25 vs. GB (9/8/13)



BRUCE MILLER

49

FULLBACK
H: 6-2 W: 248

BORN 8.6.87 // CANTON, GA // WOODSTOCK HS, WOODSTOCK, GA
CENTRAL FLORIDA // 3RD YEAR | ACQUIRED D-7A IN '11

When Bruce Miller was drafted by the 49ers in the 7th round (211th overall) of the 2011 draft, he immediately made the transition from standout college defensive end to NFL fullback. The Woodstock, GA, native caught on so quickly that he earned a starting role by Week 3 of his rookie season and has missed just one game since his entering the league. A two-time Conference USA Defensive Player of the Year, Miller led all active collegiate players during his time at Central Florida with 35.5 sacks.

- Miller has been one of the 49ers most active players at community events in the Bay Area. "They're a lot of fun to take part in," he said. "Just having something to give and talking to people is my favorite part."

MILLER'S GAME-BY-GAME

2013

Date	Opp	W/L	P/S	Rsh	Yds	Avg	Lg	TD	Rec	Yds	TD
Sep 8	GB	W	1/1	0	0	—	—	0	2	24	0
Sep 15	at Sea	L	1/1	0	0	—	—	0	2	22	0
Sep 22	Ind	L	1/1	0	0	—	—	0	1	10	0
Sep 26	at StL	W	1/1	0	0	—	—	0	3	22	0
Oct 6	Hou										
Oct 13	Arz										
Oct 20	at Ten										
Oct 27	at Jax										
Nov 10	Car										
Nov 17	at NO										
Nov 25	at Was										
Dec 1	StL										
Dec 8	Sea										
Dec 15	at TB										
Dec 23	Atl										
Dec 29	at Arz										

TOTALS 4/4 0 0 — — 0 8 78 0

Special Teams Tackles: 1

// 2013 HIGHLIGHTS

- Was the lead blocker, paving the way for 219 net yds. rushing at StL (9/26), and also added 3 receipts. for 22 yds. It marked the first time the 49ers had three different RBs score a rushing TD in the same game since 12/2/01 vs. Buf. (Garrison Hearst, Fred Beasley and Paul Smith).

// GOLDMINE

- Miller hopes to go back and coach his high school's football team. He said high school is the most crucial time where athletes need good coaches. "There's a big development stage between freshman and senior year of high school," he said. "Many important parts of kids' lives happen in that time. When you get to college, pretty much what you come in with is what you have. It'd be fun to be a part of." However, Miller described himself as a late bloomer who really developed athletically in college rather than in high school. "My coaches were very influential and played a big role in my life."
- Bruce wasn't the most highly recruited player coming out of high school. In fact, saying he was under the radar was an understatement; Bruce wasn't even on the radar. UCF defensive coordinator Dave Huxtable, however, was evaluating other Georgia players and noticed Bruce on film. "He was playing tight end," Huxtable said. "Running and catching balls and making players miss. He was on the kickoff cover team and he was the first one down there on the kickoff cover team plays. Then I got to watch him play basketball. He's a 6-2 center, but he's underneath there just battling on the boards. He's a special guy." Huxtable was one of Bruce's major influences in becoming the two-time Conference USA Defensive Player of the Year. "He played a huge roll for me," said Bruce. "I always looked at him for motivation and help. I went to Coach Hux because of the bond we made during recruiting and then playing for him at linebacker."

MILLER'S CAREER STATISTICS

YEAR	TEAM	GP	GS	ATT	RUSHING				NO	RECEIVING			
					YDS	AVG	LG	TD		YDS	AVG	LG	TD
2011	SF	15	8	4	8	2.0	3	0	11	83	7.5	30t	1
2012	SF	16	13	5	18	3.6	9	0	12	84	7.0	26	0
2013	SF	4	4	0	0	—	—	0	8	78	9.8	17	0
TOTALS		35	25	9	26	2.9	9	0	31	245	7.9	30t	1

PLAYOFFS

YEAR	TEAM	GP	GS	ATT	RUSHING				NO	RECEIVING			
					YDS	AVG	LG	TD		YDS	AVG	LG	TD
2011	SF	2	1	0	0	—	—	0	1	16	16.0	16	0
2012	SF	3	2	0	0	—	—	0	0	0	—	—	0
TOTALS		5	3	0	0	—	—	0	1	16	16.0	16	0

Additional Statistics:

Special Teams Statistics: Regular Season — 23: 2011 (7); 2012 (15); 2013 (1); Postseason — 3: 2011 (3)

Fumble — Lost — 1—0: 1—0 in 2011

Milestones:

NFL Debut: vs. Sea. (9/11/11); **First Start:** at Cin. (9/25/11); **First Reception:** Regular Season — at Cin. (9/25/11 — 11-yd. pass from QB Alex Smith); Postseason — vs. NO (1/14/12 — 16-yd. pass from QB Alex Smith); **First TD Reception:** at Was. (11/6/11 — 30-yd. pass from QB Alex Smith)

MILLER'S CAREER HIGHS

Rushes: 2 vs. Arz. (12/30/12)

Rushing Yards: 9 vs. Buf. (10/7/12)

Long Rush: 9 vs. Buf. (10/7/12)

Receptions: 4 at Cin. (9/25/11)

Receiving Yards: 37 at NO (11/25/12)

Long Receptions: 30t at Was. (11/6/11)

TD Receptions: 1 at Was. (11/6/11)



NICK MOODY

54

LINEBACKER

H: 6-1 W: 236

BORN 1.29.90 // WYNCOTE, PA // ROMAN CATHOLIC HS, PHILADELPHIA, PA
FLORIDA STATE // ROOKIE // ACQUIRED D-6 IN '13

Nick Moody began his collegiate career at safety before making the transition to linebacker. As a senior, he helped the Seminoles lead the nation in yards allowed per play (3.86) and rank second in total defense (254.1 yards per game). In 2012, Moody received the Don Powell Award as the unsung hero on defense and was the co-recipient of the Defensive Warrior Award, given by FSU the strength and conditioning staff.

// 2013 HIGHLIGHTS

- Made his NFL debut vs. GB (9/8).

// GOLDMINE

- Head coach Jim Harbaugh lives by the 'Blue Collar' work ethic, which happens to be the same way of thinking as the Moody family, "My family instilled the mentality, that if you want something you have to work for it and go get it, nobody owes you anything."
- One of his hobbies includes staying in touch with the latest rap music, "I try to keep up with the newest music every day. Meek Mill and Young Jeezy are my two favorite artists right now."

MOODY'S GAME-BY-GAME

2013

Date	Opp	W/L	P/S	Tot	Sol	Ast	Sk	Yds	Int	Yds	PD	FF	FR	Yds
Sep 8	GB	W	1/0	0	0	0	0.0	0.0	0	0	0	0	0	0
Sep 15	at Sea	L		INJURED RESERVE/DESIGNATED FOR RETURN										-
Sep 22	Ind	L		INJURED RESERVE/DESIGNATED FOR RETURN										-
Sep 26	at StL	W		INJURED RESERVE/DESIGNATED FOR RETURN										-
Oct 6	Hou													
Oct 13	Arz													
Oct 20	at Ten													
Oct 27	at Jax													
Nov 10	Car													
Nov 17	at NO													
Nov 25	at Was													
Dec 1	StL													
Dec 8	Sea													
Dec 15	at TB													
Dec 23	Atl													
Dec 29	at Arz													
TOTALS				1/0	0	0	0	0.0	0.0	0	0	0	0	0

MOODY'S CAREER STATISTICS

YEAR	TEAM	GP	GS	TACKLES				YDS	INT	INTERCEPTIONS				PD	FUMBLES		
				TOT	SOL	AST	SACKS			YDS	LG	TD	PD		FF	FR	YDS
2013	SF	1	0	0	0	0	0.0	0.0	0	0	-	-	0	0	0	0	0
TOTALS		1	0	0	0	0	0.0	0.0	0	0	-	-	0	0	0	0	0

Milestones:

NFL Debut: vs. GB (9/8/13)



MARLON MOORE

19

WIDE RECEIVER
H: 6-0 W: 190
**BORN 9.3.87 // SACRAMENTO, CA // NATOMAS HS, SACRAMENTO, CA
FRESNO STATE // 4TH YEAR | ACQUIRED FA IN '13**

A Sacramento native and former Fresno State Bulldog, Marlon Moore called it a “dream come true” to have the opportunity to return to Northern California to join the 49ers, the team he grew up rooting for. Miami signed Moore as an undrafted free agent in 2010, and he went on to play in 29 games in three seasons with the Dolphins.

// GOLDMINE

- They say a picture is worth a thousand words. For Marlon Moore, a picture solidified his desire to play football. When he was younger, he saw a picture of his father, Ernie, playing football recreationally while he was stationed in Hawaii with the U.S. Army. “When I saw a picture of him doing that, it just sparked my interest and made me want to go play. He gave me the opportunity,” he said. “He’d seen that I really wanted to do it and he told me to go for it. He’s the reason I’m here today. He told me to keep pushing for my goal.” Tragically, Marlon’s father, Ernie Moore, passed away from liver cancer in October of 2008 after being diagnosed with the disease just months earlier in July. “The only thing I can say is I wish my father was here to watch me be able to accomplish this dream and compete at the highest level.” Ernie remains Marlon’s motivation on the football field. “My dad just wanted me to continue working and focus on my dream because it was also his dream as well. So, I give a lot of love to my father, and my mother and my brother for where I’m at now.”
- A Sacramento native, Moore grew up rooting for the 49ers and began watching the team in the 1990’s. “The winning tradition that this team had started when I was a kid and it definitely manifested to now. Being a California kid and watching these guys growing up put me in a good spot coming here,” he said. “It’s a dream come true, knowing that my family is right across the bridge and not too far from me, knowing I’ll be able to see them and they’ll also be able to see me live out one of my dreams.”
- Moore’s biggest hobby is fishing. He grew up fishing in Sacramento and has tried out many lakes in Northern California such as Clear Lake, the Stockton Delta, Isleton and Rio Vista. Marlon’s father, Ernie, would take him bank and boat fishing. “He kept me right by his side. I picked it up and it’s what I love to do,” he said. “It’s relaxing.” With his catches, Marlon learned how to cook.

- In the future, Moore wants to return to his high school in Sacramento and help coach football. “If I can go back and change one kid’s life, whether it’s being about football or telling them my experience with academics, I want to see if I can make a difference,” he said. In college, Moore got a taste of coaching. During the summers, he helped run football camps with his teammates. “We had those kids working hard in the summer and they really enjoyed it,” he said. “Any mind I can mold and help go in a positive direction, that’s a plus in my life.”

MOORE’S GAME-BY-GAME

2013

Date	Opp	W/L	P/S	Rec	Yds	Avg	Lg	TD
Sep 8	GB	W	1/0	0	0	—	—	0
Sep 15	at Sea	L	1/0	1	6	6.0	6	0
Sep 22	Ind	L	1/0	0	0	—	—	0
Sep 26	at StL	W	—	—	INACTIVE	—	—	—
Oct 6	Hou							
Oct 13	Arz							
Oct 20	at Ten							
Oct 27	at Jax							
Nov 10	Car							
Nov 17	at NO							
Nov 25	at Was							
Dec 1	StL							
Dec 8	Sea							
Dec 15	at TB							
Dec 23	Atl							
Dec 29	at Arz							
Totals			3/0	1	6	6.0	6	0

MOORE'S CAREER STATISTICS

YEAR	TEAM	GP	GS	NO	RECEIVING				ATT	RUSHING			
					YDS	AVG	LG	TD		YDS	AVG	LG	TD
2010	MIA	9	0	6	128	21.3	57t	1	1	16	16.0	16	0
2011	MIA	6	0	0	0	—	—	0	0	0	—	—	0
2012	MIA	14	2	6	116	19.3	37	1	1	9	9.0	9	0
2013	SF	3	0	1	6	6.0	6	0	0	0	—	—	0
TOTALS		32	2	13	250	19.2	57t	2	2	25	12.5	16	0

Additional Statistics:**Kickoff Returns – 2:** 2010 (2)**Kickoff Return Yards – 52:** 2010 (52)**Milestones:**

NFL Debut: at Buf. (9/12/10); **First Start:** vs. Jax. (12/16/12); **First Reception:** vs. Chi. (11/18/10 – 7-yd. pass from QB Tyler Thigpen); **First TD Reception:** at Oak. (11/28/10 – 57-yd. pass from QB Chad Henne)

MOORE'S CAREER HIGHS

Receptions: 3 vs. StL (10/14/12)**Receiving Yards:** 57 at Oak. (11/28/10)**TD Receptions:** 1 (2 times) Last vs. StL (10/14/12)**Long Reception:** 57 at Oak. (11/28/10)**Rushes:** 1 (2 times) Last vs. Sea. (11/25/12)**Rushing Yards:** 16 vs. Det. (12/26/10)**Kickoff Returns:** 2 at NE (1/2/11)**Kickoff Return Yards:** 51 at NE (1/2/11)**Long Kickoff Return:** 34 at NE (1/2/11)



DARRYL MORRIS

40

CORNERBACK

H: 5-10 W: 188

BORN 9.4.90 // SAN ANTONIO, TX // WARREN HS, WARREN, TX
TEXAS STATE // ROOKIE // ACQUIRED FA IN '13

Darryl Morris joined the 49ers as an undrafted free agent in 2013 out of Texas State and spent the first three weeks of the season on the 49ers practice squad before being promoted to the active roster on September 24, 2013. Blessed with natural speed, Morris looks to add depth and quickness to the cornerback position and contribute on special teams.

// 2013 HIGHLIGHTS

- Made his NFL debut at StL (9/26).

// GOLDMINE

- Morris was a very versatile athlete growing up in San Antonio, Texas. He played baseball, basketball, football, track and soccer. Out of those sports, two stood out to him. "Once I got to high school it was pretty much football and track," said Morris. The 49ers are happy with Morris' choice.
- Morris established a hard work ethic early on in his life. He became a lifeguard at SeaWorld during his sophomore year of high school. "I did that for one summer, it was fun," said Morris. "A lot of my friends did that too."
- Friends and family often called Morris by his nickname, D.J. The "J" stands for Junior as his father is Darryl Morris Sr.

MORRIS' GAME-BY-GAME

2013

Date	Opp	W/L	P/S	Tot	SoI	AsT	Sk	Yds	Int	Yds	PD	FF	FR	Yds
Sep 8	GB	W	—	PRACTICE SQUAD					—	—	—	—	—	—
Sep 15	at Sea	L	—	PRACTICE SQUAD					—	—	—	—	—	—
Sep 22	Ind	L	—	PRACTICE SQUAD					—	—	—	—	—	—
Sep 26	at StL	W	1/0	0	0	0	0.0	0.0	0	0	0	0	0	0
Oct 6	Hou													
Oct 13	Arz													
Oct 20	at Ten													
Oct 27	at Jax													
Nov 10	Car													
Nov 17	at NO													
Nov 25	at Was													
Dec 1	StL													
Dec 8	Sea													
Dec 15	at TB													
Dec 23	Atl													
Dec 29	at Arz													
TOTALS				1/0	0	0	0	0.0	0.0	0	0	0	0	0

Special Teams Tackles: 1

MORRIS' CAREER STATISTICS

YEAR	TEAM	GP	GS	TACKLES				YDS	INT	INTERCEPTIONS				PD	FUMBLES		
				TOT	SOL	AST	SACKS			YDS	LG	TD	FF		FR	YDS	
2013	SF	1	0	0	0	0	0.0	0.0	0	0	—	0	0	0	0	0	0
TOTALS		1	0	0	0	0	0.0	0.0	0	0	—	0	0	0	0	0	0

Additional Statistics:

Special Teams Tackles — 1: 2013 (1)

Milestones:

NFL Debut: at StL (9/26/13)



LAWRENCE OKOYE

98

DEFENSIVE LINE

H: 6-6 W: 304

BORN 10.6.91 // CROYDON, ENGLAND
NO COLLEGE // ROOKIE // ACQUIRED FA IN '13

Lawrence Okoye had never put on a pair of shoulder pads until he arrived in Santa Clara, CA at the 49ers training facility for rookie mini-camp in July. Referred to as, “an Adonis of a man” by head coach Jim Harbaugh, Okoye is an Olympic athlete, holding the British discuss record, with a throw of 68.24 meters. Okoye opened eyes at the NFL Super Regional Combine at Cowboys Stadium this past April, prompting the 49ers to sign him as an undrafted rookie free agent and giving him a chance to translate his athleticism into production on the football field.

// 2013 HIGHLIGHTS

- Placed on the Injured Reserve List on 8/28.

// GOLDMINE

- A native of England, trained as a discus thrower in Great Britain and was ranked the 4th best discus thrower in the world during the Olympic qualifiers, registering a throw of 65.28 meters. Okoye competed in the 2012 Olympics in London, finishing 12th in the discus, with a throw of 61.03 meters in the Olympic finals. He holds the British discuss record, with a throw of 68.24 meters.
- Okoye had never played organized football until he arrived in Santa Clara, CA, but attended the NFL Super Regional Combine at Cowboys Stadium on April 7 and 8, posting a 10-foot-5 broad jump, 35-inch vertical jump and 4.78 40-yd. dash.

// TRANSACTIONS

Originally signed as an undrafted free agent by SF on 5/7/13.

// PERSONAL

- In September 2009, Okoye competed in rugby before beginning discus training.
- He has a deferred place, until 2017, at Oxford University to read Law.
- Born (10/6/91) in Croydon, England.



KASSIM OSGOOD

14

WIDE RECEIVER
H: 6-5 W: 220

BORN 5.20.80 // BOSTON, MA // NORTH SALINAS HS, SALINAS, CA
SAN DIEGO STATE // 11TH YEAR // ACQUIRED FA IN '13

A two-time All-Pro and three-time Pro Bowl selection, Kassim Osgood brings a wealth of knowledge and experience to the 49ers special teams units, while adding a big-bodied target to the passing game. He has played in 155 career games and registered 44 receptions for 749 yards and 5 TDs, while adding 124 special teams tackles during his 10-year career. After originally signing with San Diego as an undrafted free agent in 2003, he spent seven years with the Chargers before joining the Jacksonville Jaguars in 2010. Osgood spent two seasons with the Jaguars, prior to spending the 2012 season with the Detroit Lions. He has missed just 8 games in his NFL career, playing in all 16 games in 8 seasons.



// GOLDMINE

- Started the K.O. Foundation under the non-profit umbrella of Athletes for Education (AFE) to recognize and reward youth who succeed in the classroom, improve their citizenship and make progress toward becoming more physically fit.
- In 2009, he was selected as one of 12 NFL players to receive a JB Award from CBS's James Brown, and the NFL Players Association, for his work in the community.

OSGOOD'S GAME-BY-GAME

2013

Date	Opp	W/L	P/S	Rec	Yds	Avg	Lg	TD
Sep 8	GB	W	—	NOT ON ROSTER		—	—	—
Sep 15	at Sea	L	1/0	0	0	—	—	0
Sep 22	Ind	L	1/0	0	0	—	—	0
Sep 26	at StL	W	1/0	0	0	—	—	0
Oct 6	Hou							
Oct 13	Arz							
Oct 20	at Ten							
Oct 27	at Jax							
Nov 10	Car							
Nov 17	at NO							
Nov 25	at Was							
Dec 1	StL							
Dec 8	Sea							
Dec 15	at TB							
Dec 23	Atl							
Dec 29	at Arz							
Totals			3/0	0	0	—	—	0

Special Teams Tackles: 2

OSGOOD'S CAREER STATISTICS

YEAR	TEAM	GP	GS	RECEIVING					ATT	RUSHING			
				NO	YDS	AVG	LG	TD		YDS	AVG	LG	TD
2003	SD	16	2	13	278	21.4	57t	2	0	0	—	—	0
2004	SD	16	7	15	308	20.5	65	2	0	0	—	—	0
2005	SD	12	3	2	21	10.5	15	0	1	4	4.0	4	0
2006	SD	16	0	0	0	—	—	0	0	0	—	—	0
2007	SD	16	0	2	23	11.5	15	0	0	0	—	—	0
2008	SD	16	0	0	0	—	—	0	0	0	—	—	0
2009	SD	16	0	1	17	17.0	17	0	0	0	—	—	0
2010	JAX	16	3	6	60	10.0	24t	1	0	0	—	—	0
2011	JAX	12	2	5	42	8.4	19	0	0	0	—	—	0
2012	DET	16	0	0	0	—	—	0	0	0	—	—	0
2013	SF	3	0	0	0	—	—	0	0	0	—	—	0
TOTALS		155	17	44	749	17.0	65	5	1	4	4.0	4	0

PLAYOFFS

				RECEIVING					RUSHING				
YEAR	TEAM	GP	GS	NO	YDS	AVG	LG	TD	ATT	YDS	AVG	LG	TD
2004	SD	1	0	0	0	—	—	0	0	0	—	—	0
2006	SD	1	0	0	0	—	—	0	0	0	—	—	0
2007	SD	3	0	0	0	—	—	0	0	0	—	—	0
2008	SD	2	0	0	0	—	—	0	0	0	—	—	0
2009	SD	1	0	0	0	—	—	0	0	0	—	—	0
TOTALS		8	0	0	0	—	—	0	0	0	—	—	0

Additional Statistics:

Special Teams Tackles – 124: 2003 (9); 2004 (13); 2005 (19); 2006 (9); 2007 (14); 2008 (16); 2009 (15); 2010 (11); 2011 (9); 2012 (7); 2013 (2)

Special Teams Forced Fumbles – 4: 2005 (1); 2007 (1); 2008 (1); 2010 (1)

Special Teams Fumble Recoveries – 2: 2007 (1); 2012 (1)

Punt Returns – 3: 2007 (2); 2010 (1)

Milestones:

NFL Debut: at KC (9/7/03); **First Start:** at Det. (12/7/03); **First Reception:** vs. Bal. (9/21/03 – 18–yd. pass from QB Drew Brees); **First TD Reception:** at Den. (11/16/03 – 19–yd. pass from QB Doug Flutie)

OSGOOD'S CAREER HIGHS

Receptions: 4 at Pit. (12/21/03)

Receiving Yards: 102 at Pit. (12/21/03)

TD Receptions: 1 (5 times) Last vs. Den. (9/12/10)

Long Reception: 65 at Was. (11/27/04)

Rushes: 1 vs. Buf. (11/20/05)

Rushing Yards: 4 vs. Buf. (11/20/05)



QUINTON PATTON

11

WIDE RECEIVER
H: 6-0 W: 204
**BORN 8.9.90 // NASHVILLE, TN // LaVERGNE HS, LaVERGNE, TN
LOUISIANA TECH // ROOKIE // ACQUIRED D-4A IN '13**

Quinton Patton, who earned First-Team All-WAC honors in each of his two seasons at Louisiana Tech, finished his collegiate career ranked 7th in school history in receptions (183) and receiving yards (2,594). He also hauled in 24 TD receptions, ranking 3rd in Bulldog annals. In 2012, Patton was appropriately nicknamed "The General," serving as the team captain.

- Patton learned to cook from his father, Herman, who worked as a chef at Country Pride, a truck stop restaurant in Antioch, Tennessee. "I always used to be in the kitchen, watching and learning them cook everything." Quinton's favorite dish to make is baked chicken with yams, sweet potatoes and brownies for dessert.

// 2013 HIGHLIGHTS

- Made his NFL debut vs. GB (9/8).

// GOLDMINE

- Patton grew up in a couple of rough neighborhoods around Nashville, Tennessee, where drug use and violence ran rampant. "I probably have seen everything, people getting shot, all of it," he said. Quinton's friends realized his athletic abilities and made sure he stayed on the proper path. "They'd always tell me, 'No, you're not going to get into anything because we can see you have something that we don't.'"
- In addition, football helped Quinton stay out of trouble. "I put so much time, so much effort in, believed in myself, and wasn't afraid to take a chance," he said. "My chance is football and I always have fun." Patton lives by advice he received from his junior college football coach: "When hard work becomes fun, success will follow. If you aren't working hard and having fun, you're not going to get anything out of it." It's evident on the practice field and in the locker room. Patton makes his friends, teammates and anyone else he encounters, put on a smile and laugh. "That's what I always go by, that's why you always see me with a smile out here, working, running with a smile, cracking jokes, but I'm still working hard, I'm still getting into it."

PATTON'S GAME-BY-GAME

2013

Date	Opp	W/L	P/S	Rec	Yds	Avg	Lg	TD
Sep 8	GB	W	1/0	0	0	—	—	0
Sep 15	at Sea	L	1/0	0	0	—	—	0
Sep 22	Ind	L	1/0	0	0	—	—	0
Sep 26	at StL	W	1/0	1	0	0.0	0	0
Oct 6	Hou							
Oct 13	Arz							
Oct 20	at Ten							
Oct 27	at Jax							
Nov 10	Car							
Nov 17	at NO							
Nov 25	at Was							
Dec 1	StL							
Dec 8	Sea							
Dec 15	at TB							
Dec 23	Atl							
Dec 29	at Arz							
Totals			4/0	1	0	0.0	0	0

PATTON'S CAREER STATISTICS

YEAR	TEAM	GP	GS	RECEIVING					ATT	RUSHING			
				NO	YDS	AVG	LG	TD		YDS	AVG	LG	TD
2013	SF	4	0	1	0	0.0	0	0	0	0	—	—	0
TOTALS		4	0	1	0	0.0	0	0	0	0	—	—	0

Additional Statistics:

Kick Returns — 1: 2013 (1)

Milestones:

NFL Debut: vs. GB (9/8/13); **First Reception:** at StL (9/26/13 — 0-yd. pass from QB Colin Kaepernick)



ERIC REID

35

SAFETY

H: 6-1 W: 213

BORN 12.10.91 // BATON ROUGE, LA // DUTCHTOWN HS, GEISMAR, LA
LOUISIANA STATE // ROOKIE // ACQUIRED D-1 IN '13

Eric Reid kicked off his NFL career with a bang, tallying an INT in each of the 49ers first two games, becoming the first rookie in franchise history to do so since the merger in 1970, according to the Elias Sports Bureau. A starter for the LSU Tigers since 2011, Eric Reid earned All-America honors and was a member of the All-SEC Academic Honor Roll in 2011 and 2012. Named a permanent captain by his teammates in 2012, he was a key member of an LSU defense that ranked among the nation's best in points allowed, total yards and rushing yards. Reid became just the second LSU safety to be selected in the first round of the NFL Draft, joining S LaRon Landry, who was selected sixth overall by Washington in the 2007 NFL Draft.

// 2013 HIGHLIGHTS

- Made his NFL debut vs. GB (9/8), recording 7 tackles, 1 INT, 1 PD and 1 special teams tackle. His 1st career INT came off of Packers QB Aaron Rodgers. Reid became the first 49ers rookie to intercept a pass on opening day since both DB Don Griffin and CB Tim McKyer each registered an INT at TB (9/7/86).
- Registered his 2nd INT of the season, picking off a pass by Seahawks QB Russell Wilson vs. Sea. (9/15). According to the Elias Sports Bureau, Reid is the only 49ers rookie, since the merger in 1970, to register an INT in each of the team's first 2 games. The last rookie in the NFL to register an INT in the team's first 2 games was Phi. S Nate Allen in 2010

// GOLDMINE

- Jim Harbaugh not only wanted to draft Reid to the 49ers roster coming out of college, but Harbaugh had his eyes on the safety when he was still in high school. As Stanford's head coach, Harbaugh tried to recruit Reid to play college football for the Cardinal. Harbaugh exchanged a few phone calls with Eric and his father, Eric, Sr. as well as many emails with his mother, Sharon. Reid chose LSU to remain close to home. "[Stanford] was actually the only school that recruited me as hard as LSU did. All of the other schools pretty much gave up knowing that I was an in-state guy, but it said a lot about how much [Harbaugh] wanted me to go to Stanford and I appreciated it."
- Ironically, after choosing to stay local for college, Reid hoped to be drafted by the 49ers so he could be in Northern California's Bay Area. Eric's mother, Sharon Guillory-Reid, works as a traveling nurse. Since Eric was in middle school in 2004, she has been traveling back and forth from Baton Rouge, LA, and the Bay Area, working in hospitals in Oakland, San Jose and San Leandro, staying in each state two to three weeks at a time. Now, Eric can remain close to his mother and gain insight on the area.

- Growing up, Eric's parent's taught him the importance of hard work, the value of money and focusing on strong academics. His mother expected him to earn straight A's. When Reid wanted money to buy things, his parents made him get a job. He worked at a water park when he was 15 and at Wal-Mart at age 16. He would work four to eight hours a week, even between his regular high school football practices. Sharon bought him a 2001 Honda Civic, which the family still owns. But Eric had one ultimatum, if he wanted gas to be able to drive the car, he'd have to learn to budget his expenses.
- In addition to instilling high character into Eric, his mother also made an impact on the gridiron. Sharon also played tackle football, spending one season for the Baton Rouge Wildcats of the Women's American Football League. She played tight end and defensive end in the full-contact, tackle league. However, the Wildcats only lasted one season when the team folded due to Hurricane Katrina.

REID'S GAME-BY-GAME

2013

Date	Opp	W/L	P/S	Tot	Sol	Ast	Sk	Yds	Int	Yds	PD	FF	FR	Yds
Sep 8	GB	W	1/1	7	7	0	0.0	0.0	1	0	1	0	0	0
Sep 15	at Sea	L	1/1	2	2	0	0.0	0.0	1	1	1	0	0	0
Sep 22	Ind	L	1/1	6	4	2	0.0	0.0	0	0	1	0	0	0
Sep 26	at StL	W	1/1	2	0	2	0.0	0.0	0	0	0	0	0	0
Oct 6	Hou													
Oct 13	Arz													
Oct 20	at Ten													
Oct 27	at Jax													
Nov 10	Car													
Nov 17	at NO													
Nov 25	at Was													
Dec 1	StL													
Dec 8	Sea													
Dec 15	at TB													
Dec 23	Atl													
Dec 29	at Arz													
TOTALS				4/4	17	13	4	0.0	0.0	2	1	3	0	0

Special Teams Tackles: 4

REID'S CAREER STATISTICS

YEAR	TEAM	GP	GS	TACKLES		AST	SACKS	YDS	INT	YDS	INTERCEPTIONS		PD	FUMBLES		
				TOT	SOL						LG	TD		FF	FR	YDS
2013	SF	4	4	17	13	4	0.0	0.0	2	1	1	0	3	0	0	0
TOTALS		4	4	15	13	2	0.0	0.0	2	1	1	0	3	0	0	0

Additional Statistics:**Special Teams Tackles:** 2013 (4)**Milestones:****NFL Debut:** vs. (9/8/13); **First Start:** vs. GB (9/8/13); **First INT:** vs. GB (9/8/13 – QB Aaron Rodgers)

REID'S CAREER HIGHS

Total Tackles: 7 vs. GB (9/8/13)**Solo:** 7 vs. GB (9/8/13)**Assists:** 2 (2 times) vs. StL (9/26/13)**Passes Defensed:** 1 (3 times) Last vs. Ind. (9/22/13)**Interceptions:** 1 (2 times) Last at Sea. (9/15/13)**Interception Yards:** 1 at Sea. (9/15/13)**Long Interception Return:** 1 at Sea. (9/15/13)



CARLOS ROGERS

22

CORNERBACK
H: 6-0 W: 192

BORN 7.2.81 // AUGUSTA, GA // BUTLER HS, AUGUSTA, GA
AUBURN // 9TH YEAR | ACQUIRED FA IN '11

All-Pro Carlos Rogers combines his veteran experience and high football IQ with a nose for the football. He has started every game since joining the 49ers, recording 7 INTs and 2 TDs in two years. In 2012, Rogers tallied 69 tackles and recovered three fumbles. In 2011, he earned 2nd-Team AP All-Pro honors and his first Pro Bowl selection as a starter. Rogers entered the NFL as the 9th overall pick in the 2005 draft by Washington, and went on to play six seasons for the Redskins, before signing a one-year contract with the 49ers in 2011. The Niners re-signed Rogers to a four-year contract on March 16, 2012, which runs through the 2015 season.



- One of the things Carlos misses most about his hometown of Augusta, GA, is the southern food. "Being from the South, I love soul food," said the veteran cornerback. Carlos looks forward to his parents cooking every year during the holidays for dishes such as collard greens, mac 'n' cheese, sweet corn bread and chicken. For Thanksgiving, Carlos' parents whip up black eyed peas, pecan pie and sweet potato pie. Carlos is determined to find a restaurant that reminds him of his southern roots. "The one thing I miss most is soul food and if I find a place out here, they will see me a lot."

ROGERS' GAME-BY-GAME

2013

Date	Opp	W/L	P/S	Tot	Sol	Ast	Sk	Yds	Int	Yds	PD	FF	FR	Yds
Sep 8	GB	W	1/1	2	0	2	0.0	0.0	0	0	0	0	0	0
Sep 15	at Sea	L	1/1	1	1	0	0.0	0.0	0	0	1	0	0	0
Sep 22	Ind	L	1/1	1	1	0	0.0	0.0	0	0	0	0	0	0
Sep 26	At StL	W	1/1	1	0	1	0.0	0.0	0	0	0	0	0	0
Oct 6	Hou													
Oct 13	Arz													
Oct 20	at Ten													
Oct 27	at Jac.													
Nov 10	Car													
Nov 17	at NO													
Nov 25	at Was													
Dec 1	StL													
Dec 8	Sea													
Dec 15	at TB													
Dec 23	Atl													
Dec 29	at Arz													
TOTALS				4/4	5	2	3	0.0	0.0	0	0	1	0	0

// GOLDMINE

- After graduating from high school, Carlos attended Hargrave Military Academy (VA) in 2000. Hargrave's football program is not the simple route, but the path to success for many young men looking for stronger college qualifications and the opportunity to test their football skills to the limit. "It opened up my eyes and I realized life shouldn't be all about football, but also about getting a good education," Carlos said. From learning how to march, to putting on a uniform, he experienced some military training and discipline every morning before class. "I lived in a dorm and for an hour of the day, we would march." His clothes, along with his bed sheets, needed to be neatly folded and placed at the foot of the bed every morning. "It was important for me to learn their ways. The instructor taught us how to clean our room, fold our clothes and clean dust from under our bed." Carlos believes the program helped him build a vastly stronger knowledge base and better self-discipline for further success in college. "It made college so much easier. You get a sense of what the military go through and I gained a lot of respect for them."

ROGERS' CAREER STATISTICS

YEAR	TEAM	GP	GS	TACKLES					INT	INTERCEPTIONS				PD	FUMBLES		
				TOT	SOL	AST	SACKS	YDS		YDS	LG	TD			FF	FR	YDS
2005	WAS	12	5	40	34	6	0.0	0.0	2	14	14	0		4	2	0	0
2006	WAS	15	15	88	71	17	0.0	0.0	1	0	—	0		17	1	0	0
2007	WAS	7	7	30	23	7	0.0	0.0	1	61	61t	1		7	0	0	0
2008	WAS	16	14	53	45	8	0.0	0.0	2	73	42	0		24	0	1	0
2009	WAS	16	15	46	34	12	0.0	0.0	0	0	—	0		12	0	2	0
2010	WAS	12	12	61	39	22	0.0	0.0	2	43	38	0		12	1	0	0
2011	SF	16	16	57	50	7	0.0	0.0	6	106	31t	1		18	0	0	0
2012	SF	16	16	69	52	17	1.0	7.0	1	63	63	0		7	0	3	63
2013	SF	4	4	5	2	3	0.0	0.0	0	0	—	0		1	0	0	0
TOTALS		114	104	449	350	99	1.0	7.0	15	360	63	2		102	4	6	63

PLAYOFFS

YEAR	TEAM	GP	GS	TACKLES					INT	INTERCEPTIONS				PD	FUMBLES		
				TOT	SOL	AST	SACKS	YDS		YDS	LG	TD			FF	FR	YDS
2005	WAS	2	2	13	10	3	0.0	0.0	0	0	—	0		1	0	0	0
2011	SF	2	2	15	13	2	0.0	0.0	0	0	—	0		4	0	0	0
2012	SF	3	3	9	7	2	0.0	0.0	0	0	—	0		1	0	0	0
TOTALS		7	7	37	30	7	0.0	0.0	0	0	—	0		6	0	0	0

Additional Statistics:

Special Teams Tackles: Regular Season — 16: 2005 (10); 2006 (1); 2007 (5); Postseason — 3: 2005 (3)

Fumble Returns for TDs: 1: 2012 (1)

Milestones:

NFL Debut: vs. Chi. (9/11/05); **First Start:** vs. Sea. (10/2/05); **50th Start:** vs. Den. (11/15/09); **100th Game:** vs. NYG (10/14/12); **100th Start:** vs. Arz (12/30/12); **First INT:** vs. SD (11/27/05 — QB Drew Brees); **First INT Return for a TD:** vs. Det. (10/7/07 — QB Jon Kitna — 61 yds.); **First FF:** vs. Sea. (10/2/05 — RB Shaun Alexander); **First FR:** vs. Arz. (9/21/08 — LB Rocky McIntosh); **First FR Return for a TD:** at NYJ (9/30/12 — WR Santonio Holmes — 51 yds.); **First Sack:** at GB (9/9/12); **100th PD:** at Sea. (12/23/12)

ROGERS' CAREER HIGHS

Total Tackles: Regular Season — 12 at Phi. (9/17/07);
Postseason — 12 vs. NYG (1/22/12)
Solo: Regular Season — 8 (2 times) Last at Phi. (9/17/07);
Postseason — 11 vs. NYG (1/22/12)
Assists: 5 at Dal. (12/19/10)
Passes Defensed: 6 at Phi. (11/12/06)
Sacks: 1.0 at GB (9/9/12)
Interceptions: 2 vs. NYG (11/11)

Interception Yards: 63 at NE (12/16/12)
Long Interception Return: 63 at NE (12/16/12)
Interception Returns for TDs: 1 (2 times) Last vs. TB (10/9/11)
Forced Fumbles: 1 (4 times) Last at Phi. (10/3/10)
Fumble Recoveries: 2 at NYJ (9/30/12)
Long Fumble Recovery Return: 51t at NYJ (9/30/12)
Fumble Returns for TDs: 1 at NYJ (9/30/12)



DAN SKUTA

51

LINEBACKER
H: 6-2 W: 250

BORN 4.21.86 // FLINT, MI // CARMAN-AINSWORTH HS, FLINT, MI
GRAND VALLEY STATE // 5TH YEAR // ACQUIRED FA IN '13

A versatile linebacker and accomplished special teams player, Dan Skuta notched double-digit special teams tackles in all four of his NFL seasons with the Cincinnati Bengals (2009-12). His NFL career began in 2009 when the Bengals signed him as an undrafted free agent out of Grand Valley State. Over the past four seasons, Skuta has played in all 52 games.

// 2013 HIGHLIGHTS

- In his first start with the 49ers, recorded 2 tackles at StL (9/26). Part of a defense that held the Rams offense to only 18 yds. rushing on 19 carries, the 7th-best single-game defensive rushing performance in franchise history.

// GOLDMINE

- While in Cincinnati Skuta enjoyed spending time in the community, "I had the chance to work with the Boys and Girls Club and the Free Store Food Bank in Cincinnati. It meant a lot to me, just remembering what it meant to me when I was a kid. It was big to me. Just seeing how happy the kids are when we're out there is awesome. That brings a lot of joy to me. I like to go do it for that."

SKUTA'S GAME-BY-GAME

2013

Date	Opp	W/L	P/S	Tot	Sol	Ast	Sk	Yds	Int	Yds	PD	FF	FR	Yds
Sep 8	GB	W	1/0	0	0	0	0.0	0.0	0	0	0	0	0	0
Sep 15	at Sea	L	1/0	1	0	1	0.0	0.0	0	0	0	0	0	0
Sep 22	Ind	L	1/0	0	0	0	0.0	0.0	0	0	0	0	0	0
Sep 26	at StL	W	1/1	2	2	0	0.0	0.0	0	0	0	0	0	0
Oct 6	Hou													
Oct 13	Arz													
Oct 20	at Ten													
Oct 27	at Jax													
Nov 10	Car													
Nov 17	at NO													
Nov 25	at Was													
Dec 1	StL													
Dec 8	Sea													
Dec 15	at TB													
Dec 23	Atl													
Dec 29	at Arz													
TOTALS				4/1	2	2	1	0.0 0.0	0	0	0	0	0	0

Special Teams Tackles: 3

SKUTA'S CAREER STATISTICS

YEAR	TEAM	GP	GS	TACKLES					INT	INTERCEPTIONS				PD	FUMBLES		
				TOT	SOL	AST	SACKS	YDS		YDS	LG	TD	FF		FR	YDS	
2009	CIN	8	0	0	0	0	0.0	0.0	0	0	0	0	0	0	0	0	
2010	CIN	16	1	2	0	2	0.0	0.0	0	0	0	0	0	0	0	0	
2011	CIN	16	3	34	21	13	0.5	4.0	0	0	0	0	0	1	0	0	
2012	CIN	16	0	12	6	6	0.0	0.0	0	0	0	0	1	0	0	0	
2013	SF	4	1	3	2	1	0.0	0.0	0	0	—	0	0	0	0	0	
TOTALS		60	5	51	29	22	0.5	4.0	0	0	0	0	1	1	0	0	

PLAYOFFS

YEAR	TEAM	GP	GS	TACKLES					INT	INTERCEPTIONS				PD	FUMBLES		
				TOT	SOL	AST	SACKS	YDS		YDS	LG	TD	FF		FR	YDS	
2009	CIN	1	0	0	0	0	0.0	0.0	0	0	0	0	0	0	0	0	
2011	CIN	1	0	1	1	0	0.0	0.0	0	0	0	0	0	0	0	0	
2012	CIN	1	0	2	2	0	0.0	0.0	0	0	0	0	0	0	0	0	
TOTALS		3	0	3	3	0	0.0	0.0	0	0	0	0	0	0	0	0	

Additional Statistics:

Special Teams Forced Fumbles – 1: 2010 (1)

Special Teams Tackles: Regular Season – 59: 2009 (10), 2010 (16), 2011 (13), 2012 (17); 2013 (3); Postseason – 2: 2009 (1), 2012 (1)

Milestones:

NFL Debut: at Bal. (10/11/09); First Start: vs. NO (FB – 12/5/10), vs. Ind. (LB – 10/16/11); First Sack: vs. SF (9/25/11 – QB Alex Smith); First FF: vs. SF (9/25/11 – TE Vernon Davis)

SKUTA'S CAREER HIGHS

Total Tackles: 9 at Ten. (11/6/11)

Solo: 7 at Ten. (11/6/11)

Assists: 3 vs. Bal. (12/30/12)

Sacks: 0.5 vs. SF (9/25/11)

Forced Fumbles: 1 vs. SF (9/25/11)

Passes Defensed: 1 vs. Bal. (12/30/12)



ALDON SMITH

99

LINEBACKER

H: 6-4 W: 265

BORN 9.25.89 // KANSAS CITY, MO // RAYTOWN SENIOR HS, RAYTOWN, MO
MISSOURI // 3RD YEAR // ACQUIRED D-1 IN '11

One of the most feared pass rushers in the NFL, Aldon Smith has wreaked havoc on opposing quarterbacks since entering the NFL as the 7th overall pick in the 2011 NFL Draft, and has the most sacks in the NFL since that time, totaling 38.0. Smith registered 33.5 sacks through his first two seasons, the most by any player since sacks became an official statistic in 1982. Smith tallied 30.5 in his first 27 games, becoming the fastest player to reach the 30-sack mark in league history. In 2012, he registered 19.5 sacks, to set a single-season franchise record and rank second in the NFL. Smith's performance earned him First-Team All-Pro honors and his first Pro Bowl selection (starter). He was named NFC Defensive Player of the Month in November by notching 9.0 sacks in just three games. As a rookie, Smith led the team and all NFL rookies with 14.0 sacks, the 2nd-highest total by a rookie in NFL history (Jevon Kearse, 14.5 in 1999).



- Recorded 5.5 sacks vs. Chi. (11/19/12), the most in *Monday Night Football* history. The total is the 2nd-most in a game in team history [Fred Dean - 6.0 vs. NO (11/13/83)]. Smith has 10.0 sacks in 3 career games on *MNF*, the most by any player on *MNF*, since 2011.
- Set the 49ers rookie sack record (14.0) in 2011, surpassing DT Charles Haley's mark of 12.0 in 1986. Smith's 14.0 sacks led SF and all rookies in 2011 and ranked t-5th in the NFL.

// 2013 HIGHLIGHTS

- With 4.5 sacks in the first 3 games of the season, Smith now leads the league with 38.0 sacks since the start of the 2011 season, the most sacks in the NFL during that span.
- Placed on the Reserve/NFI List on 9/23.

// GOLDMINE

- In 2012, Smith was selected as the recipient of the 49ers Bill Walsh Award. Established in 2004 in honor of San Francisco's Hall of Fame Head Coach, the award, which is voted on by coaches, is given to the 49ers team MVP, honoring his outstanding individual performance.
- In recent years, Aldon has dabbled in boxing and mixed martial arts training, both of which he said are helpful with his pass-rush technique and mental endurance.

// CAREER HIGHLIGHTS

- Smith's 33.5 career sacks are the most by a player in his 1st 2 years in NFL history. Smith reached the mark by surpassing Hall of Fame DE Reggie White (31.0).
- His 33.5 career sacks are the most by any player in consecutive seasons in 49ers history. The previous record was held by DE Chris Doleman (27.0 sacks from 1997-98).
- Reached 30.5 career sacks in just 27 games, doing so at NO (11/25/12), marking the fastest player to record 30.0 sacks in NFL history. DE Reggie White held the previous mark (28 games).
- Finished the 2012 season with the most sacks in the NFC (19.5) and 2nd most in the NFL (Hou. J.J. Watt - 20.5).
- Set a new franchise record for most sacks in a season with 19.5 in 2012, surpassing Hall of Fame DE Fred Dean (17.5 in 1983).
- Smith's 19.5 sacks through the 49ers first 13 games of 2012 were the most sacks through a team's first 13 games in NFL history.
- Tied a 49ers record with at least 1.0 sack in 7 consecutive games (10/18/12 - 12/9/12), joining Dwaine Board (10/16/83 - 12/4/83) and Dana Stubblefield (9/21/97 - 11/4/90) for the longest streak with at least 1.0 sack in team history.

49ERS SINGLE SEASON SACK LEADERS (SINCE 1982)

Player	Sacks
1. Aldon Smith, 2012	19.5
2. Fred Dean, 1983	17.5
3. Tim Harris, 1992	17.0
4. Charles Haley, 1990	16.0
5t. Chris Doleman, 1998	15.0
Dana Stubblefield, 1997	15.0

SMITH'S GAME-BY-GAME

2013

Date	Opp	W/L	P/S	Tot	Sol	Ast	Sk	Yds	Int	Yds	PD	FF	FR	Yds
Sep 8	GB	W	1/1	5	3	2	1.5	9.5	0	0	0	0	0	0
Sep 15	at Sea	L	1/1	9	6	3	2.0	11.0	0	0	0	0	0	0
Sep 22	Ind	L	1/1	4	4	0	1.0	7.0	0	0	0	0	0	0
Sep 26	at StL	W	-	-	-	-	RESERVE/NFI	-	-	-	-	-	-	-
Oct 6	Hou													
Oct 13	Arz													
Oct 20	at Ten													
Oct 27	at Jax													
Nov 10	Car													
Nov 17	at NO													
Nov 25	at Was													
Dec 1	StL													
Dec 8	Sea													
Dec 15	at TB													
Dec 23	Atl													
Dec 29	at Arz													
TOTALS				3/3	18	13	5	4.5	27.5	0	0	0	0	0

SMITH'S CAREER STATISTICS

				TACKLES					INTERCEPTIONS					FUMBLES		
YEAR	TEAM	GP	GS	TOT	SOL	AST	SACKS	YDS	INT	YDS	LG	TD	PD	FF	FR	YDS
2011	SF	16	0	44	34	10	14.0	104.5	0	0	0	0	4	2	1	0
2012	SF	16	16	83	63	20	19.5	144.5	1	6	6	0	1	3	0	0
2013	SF	3	3	18	13	5	4.5	27.5	0	0	—	0	0	0	0	0
TOTALS		35	19	145	110	35	38.0	276.5	1	6	6	0	5	5	1	0

PLAYOFFS

YEAR	TEAM	GP	GS	TACKLES					YDS	INT	YDS	INTERCEPTIONS				PD	FUMBLES		
				TOT	SOL	AST	SACKS	YDS				LG	TD	FF	FR		YDS		
2011	SF	2	0	6	5	1	2.0	16.0	0	0	—	0	0	0	0	0	0		
2012	SF	3	3	11	8	3	0.0	0.0	0	0	—	0	0	0	1	1	0		
TOTALS		5	3	17	13	4	2.0	16.0	0	0	—	0	0	0	1	1	0		

Other Statistics:

Special Teams Tackles — 1: 2011 (1)

Milestones:

NFL Debut: vs. Sea. (9/11/11); **First PD:** vs. Sea (9/11/11); **First Sack:** 1.0 at Phi. (10/2/11 — QB Michael Vick); **First FF:** at Det. (10/16/11 — QB Matthew Stafford); **First FR:** vs. StL (12/4/11 — QB A.J. Feeley); **First Start:** at GB (9/9/12); **100 Total Tackles:** vs. Chi. (11/19/12); **First INT:** at NE (12/16/12 — QB Tom Brady)

SMITH'S CAREER HIGHS

Total Tackles: 12 vs. StL (11/11/12)**Solo:** 8 vs. StL (11/11/12)**Assists:** 4 vs. StL (11/11/12)**Sacks:** 5.5 vs. Chi. (11/19/12)**Interceptions:** 1 at NE (12/16/12)**Interception Yards:** 6 at NE (12/16/12)**Passes Defensed:** 1 (4 times) Last vs. Arz. (11/20/11)**Forced Fumbles:** 2 vs. Chi. (11/19/12)**Fumble Recoveries:** 1 vs. StL (12/4/11)




JUSTIN SMITH

94

DEFENSIVE TACKLE
H: 6-4 W: 285
**BORN 9.3.79 // HOLTS SUMMIT, MO // JEFFERSON CITY HS, JEFFERSON CITY, MO
MISSOURI // 13TH YEAR // ACQUIRED FA IN '08**

A relentless and explosive defender, two-time All-Pro Justin Smith anchors the 49ers defensive front. Nicknamed “Cowboy” for his blue-collar, Midwestern approach to his job, Smith is widely recognized as a leader in the locker room. In 2012, he was named Second-Team AP All-Pro at two different positions (DT & DE) after registering 130 tackles, 3.0 sacks, 1 FR and 2 PDs. His efforts also earned him his 4th straight Pro Bowl selection. In 2011, Smith posted 7.5 sacks and became just the third player in franchise history to register at least 6.0 sacks in four consecutive seasons. Since joining the 49ers in 2008, he has recorded 32.5 sacks and ranks 1st in the NFL among defensive tackles over that span. Smith's 32.5 sacks also rank 2nd in franchise history among DTs to Dana Stubblefield (46.5). In 2010, he tied his career high with 8.5 sacks, matching the total from his rookie year in 2001. Smith was rewarded with a two-year contract in June of 2013 that will keep him in red and gold through 2015.



// GOLDMINE

- Justin joins RB Frank Gore and LB Patrick Willis as the only two-time recipients of the 49ers Bill Walsh Award in team history. The Bill Walsh Award is voted on by the coaches and awarded to the 49ers team MVP.
- In 2012, Smith's teammates voted him the Len Eshmont Award winner, the 49ers most prestigious annual honor. The Len Eshmont Award honors the player who best exemplifies the “inspirational and courageous play” of Len Eshmont. Smith fought through an elbow and triceps injury that required surgery in the offseason to anchor the team's defensive line during the team's run to Super Bowl XLVII.

SMITH'S GAME-BY-GAME

2013

Date	Opp	W/L	P/S	Tot	Sol	Ast	Sk	Yds	Int	Yds	PD	FF	FR	Yds
Sep 8	GB	W	1/1	7	4	3	0.0	0.0	0	0	0	0	0	0
Sep 15	at Sea	L	1/1	10	8	2	0.0	0.0	0	0	0	0	0	0
Sep 22	Ind	L	1/1	10	7	3	0.0	0.0	0	0	0	0	0	0
Sep 26	at StL	W	1/1	4	3	1	0.5	2.5	0	0	0	0	0	0
Oct 6	Hou													
Oct 13	Arz													
Oct 20	at Ten													
Oct 27	at Jax													
Nov 10	Car													
Nov 17	at NO													
Nov 25	at Was													
Dec 1	StL													
Dec 8	Sea													
Dec 15	at TB													
Dec 23	Atl													
Dec 29	at Arz													
TOTALS				4/4	31	22	9	0.5 2.5	0	0	0	0	0	0

// CAREER HIGHLIGHTS

- Selected to four consecutive Pro Bowls (2009-12).
- Was selected AP All-Pro at two different positions in consecutive seasons - 1st team DT and 2nd team DE in 2011; 2nd team DT and DE in 2012.
- Owned a streak of 185 consecutive starts, beginning during his rookie season through 12/16/12.
- Set a single-game career-high with 3.5 sacks at StL (1/3/10).
- Played the most snaps of any NFL defensive lineman in 2007, lining up for 97.9 percent of plays on defense as the Bengals franchise player.
- Has posted at least 5.0 sacks in 10 of his 12 seasons played.
- Posted at least 6.0 sacks in four consecutive seasons (2008-11), becoming just the 3rd player in franchise history to do so.

// 2013 HIGHLIGHTS

- Smith recorded 4 tackles and 0.5 a sack at StL (9/26). Part of a defense that held the Rams offense to only 18 yds. rushing on 19 carries, the 7th-best single-game defensive rushing performance in franchise history.

SMITH'S CAREER STATISTICS

YEAR	TEAM	GP	GS	TACKLES					INTERCEPTIONS					FUMBLES		
				TOT	SOL	AST	SACKS	YDS	INT	YDS	LG	TD	PD	FF	FR	YDS
2001	CIN	15	11	67	60	7	8.5	76.0	2	28	21	0	5	0	0	0
2002	CIN	16	16	67	53	14	6.5	56.0	0	0	0	0	3	2	0	0
2003	CIN	16	16	91	55	36	5.0	16.5	0	0	0	0	3	0	0	0
2004	CIN	16	16	97	57	40	8.0	70.5	0	0	0	0	2	2	2	0
2005	CIN	16	16	92	59	33	6.0	24.0	0	0	0	0	2	1	1	0
2006	CIN	16	16	110	59	51	7.5	50.5	0	0	0	0	3	1	2	0
2007	CIN	16	16	103	61	42	2.0	6.0	0	0	0	0	3	0	0	0
2008	SF	16	16	104	62	42	7.0	51.0	1	0	0	0	3	1	0	0
2009	SF	16	16	90	48	42	6.0	65.0	0	0	0	0	1	2	2	0
2010	SF	16	16	107	76	31	8.5	51.5	0	0	0	0	1	1	0	0
2011	SF	16	16	105	68	37	7.5	44.0	0	0	0	0	2	3	1	0
2012	SF	14	14	130	81	49	3.0	23.0	0	0	0	0	2	0	1	0
2013	SF	4	4	31	22	9	0.5	2.5	0	0	—	0	0	0	0	0
TOTALS		193	189	1,194	761	433	76.0	536.5	3	28	21	0	30	13	9	0

PLAYOFFS

YEAR	TEAM	GP	GS	TACKLES					INTERCEPTIONS					FUMBLES		
				TOT	SOL	AST	SACKS	YDS	INT	YDS	LG	TD	PD	FF	FR	YDS
2005	CIN	1	1	3	2	1	0.0	0.0	0	0	—	0	0	0	0	0
2011	SF	2	2	16	10	6	2.0	19.0	0	0	—	0	0	0	0	0
2012	SF	3	3	23	12	11	0.0	0.0	0	0	—	0	0	0	0	0
TOTALS		6	6	42	24	18	2.0	19.0	0	0	—	0	0	0	0	0

Milestones:

NFL Debut: vs. Bal. (9/23/01); **First Start:** vs. Chi. (10/21/01); **First Sack:** at SD (9/30/01 — QB Doug Flutie); **50th Sack:** vs. Was. (12/28/08 — QB Jason Campbell); **First INT:** at Det. (10/28/01 — QB Charlie Batch); **First FF:** vs. NO (12/22/02 — QB Aaron Brooks); **First FR:** vs. Pit. (11/21/04 — QB Ben Roethlisberger); **1,000th Tackle:** vs. StL (12/4/11)

SMITH'S CAREER HIGHS

Total Tackles: 15 vs. Sea. (10/18/12)

Solo: 10 at StL (12/2/12)

Assists: 7 (2 times) Last vs. Pit. (12/31/06)

Sacks: 3.5 at StL (1/3/10)

INTs: 1 (3 times) Last vs. Det. (9/21/08)

Forced Fumbles: 1 (13 times) Last at Arz. (12/11/11)

Fumble Recoveries: 1 (9 times) Last at NYJ (9/30/12)



ADAM SNYDER

68

GUARD

H: 6-6 W: 325

BORN 1.30.82 // FULLERTON, CA // LA SERNA HS, WHITTIER, CA
OREGON // 9TH YEAR // ACQUIRED FA IN '13

Adam Snyder returns to the 49ers after spending the 2012 season with the Arizona Cardinals. The eight-year veteran has the ability to play every position on the offensive line and has made starts at each. In 2012, Snyder started 14 total games during the regular season, making 11 starts at right guard and his first three career starts at center. His versatility, experience and knowledge of the game provide the 49ers with a valuable resource on the offensive line.

// 2013 HIGHLIGHTS

- Was part of an offensive line that helped amass the 2nd most total net yds. on opening day in 49ers franchise history with 494 yds. (404 passing yds. and 90 rushing yds.) vs. GB (9/8).
- Helped pave the way for 219 yds. rushing at StL (9/26). It marked the first time the 49ers had three different RBs score a rushing TD in the same game since 12/2/01 vs. Buf. (Garrison Hearst, Fred Beasley and Paul Smith).

// GOLDMINE

- During his first stint with the 49ers, Snyder partnered with the Canine Companions for Independence, a non-profit organization which provides assistant and service dogs. Adam and his family hosted a fund raising party at his home, where he invited the people who used the service dogs. The Snyder family also owns two retired service dogs as pets.
- Ever since his freshman year in high school, Adam has made annual camping trips into the middle of the desert with his family and friends. "We've been setting up camp at the same place near Chiriaco Summit for years. It's basically in the middle of nowhere and we just ride 4x4's and enjoy one another's company."

- Growing up in Whittier, CA, Adam lived a short distance from the coast. He and his friends would often make the short drive to the beach, where they'd spend some time soaking in the rays and surfing. Due to the cold water in Oregon, Adam didn't surf in college, but he picked the sport back up when he was drafted by the 49ers in 2005. "On one of my first trips to Santa Cruz, I met a local shaper named Doug Haut. He shaped me a board and it kind of took off from there. I surfed quite a bit my first couple years in the league and try to get out there when I can these days." Adam now has a collection of five surfboards – three 10-footers, a nine-footer and a seven-foot fish – that he rides at the local breaks. His wife, Erika, learned how to surf in Hawaii and the couple enjoys the sport together.
- Since his early childhood, Adam has had aspirations to one day become a police officer. "It's been a line of work that has interested me for a long time. I imagine the camaraderie you build between your fellow officers is similar to the solidarity that's created among teammates on a football team. Everyone has each other's back." If Adam has any questions about joining the force, he doesn't need to turn far. His good friend and former 49ers teammate, Patrick Estes, joined the Santa Clara Police Department. Adam went on ride-alongs to get an up-close understanding of what being a police officer entails.
- Adam gained good work experience growing up in Whittier. He briefly served as a doughnut filler at Krispy Kreme Doughnuts before working a seasonal job at Honey Baked Hams, where he unloaded 50-60 pound boxes of meat into the freezer. Adam's most enjoyable job was at Rockview Dairy. "It wasn't your ordinary dairy, like milk and eggs. It was actually like a grocery store, it had everything. The coolest part was that it was a drive-thru. You'd just drive up, place your order and I'd go pick out the items from the back. I think it's weird that I haven't seen a similar type of place anywhere else."

SNYDER'S CAREER STATISTICS

GAMES/STARTS – 125/85; 2005 (16/8), 2006 (14/6), 2007 (16/11), 2008 (14/13), 2009 (16/16), 2010 (15/2), 2011 (16/13), 2012 (14/14); 2013 (4/0)
POSTSEASON GAMES/STARTS – 2/2; 2011 (2/2)

Milestones:

NFL Debut: vs. StL. (9/11/05); **First Start:** at Chi. (11/13/05); **50th Career Start:** at Sea. (12/6/09)



C.J. SPILLMAN

27

SAFETY

H: 6-0 W: 199

BORN 5.6.86 // LOUISVILLE, KY // CENTRAL HS, LOUISVILLE, KY
MARSHALL // 5TH YEAR // ACQUIRED WAI. IN '10 - SD

A special teams ace and reserve safety, C.J. Spillman is armed with a knack for tracking down the ball carrier. Since being claimed off waivers by the 49ers in October 2010, Spillman has made his presence felt on special teams, having recorded 55 tackles on those units. In 2012, Spillman recorded 10 special teams tackles, ranked 2nd on the team with 9 big plays and 3rd with 633 special teams points.

// GOLDMINE

- Credits his father, Claude, Sr., as having instilled the values and work ethic he now has. His father played football collegiately at Western Kentucky and later spent time with the Dallas Cowboys.
- Spillman prides himself as being a family man. His favorite thing to do when he is not playing football is hanging out with his two children, Trey and Amaya.
- C.J.'s workmanlike attitude has stood out to his teammates and coaches. The team named Spillman the 49ers Blue Collar Special Teams Player of the Year in 2012.

SPILLMAN'S GAME-BY-GAME

2013

Date	Opp	W/L	P/S	Tot	Sol	Ast	Sk	Yds	Int	Yds	PD	FF	FR	Yds
Sep 8	GB	W	1/0	0	0	0	0.0	0.0	0	0	0	0	0	0
Sep 15	at Sea	L	1/0	1	0	1	0.0	0.0	0	0	0	0	0	0
Sep 22	Ind	L	1/0	0	0	0	0.0	0.0	0	0	0	0	0	0
Sep 26	at StL	W	1/0	0	0	0	0.0	0.0	0	0	0	0	0	0
Oct 6	Hou													
Oct 13	Arz													
Oct 20	at Ten													
Oct 27	at Jax													
Nov 10	Car													
Nov 17	at NO													
Nov 25	at Was													
Dec 1	StL													
Dec 8	Sea													
Dec 15	at TB													
Dec 23	Atl													
Dec 29	at Arz													
TOTALS				4/0	1	0	1	0.0	0.0	0	0	0	0	0

Special Teams Tackles: 5

SPILLMAN'S CAREER STATISTICS

YEAR	TEAM	GP	GS	TACKLES					INTERCEPTIONS					FUMBLES		
				TOT	SOL	AST	SACKS	YDS	INT	YDS	LG	TD	PD	FF	FR	YDS
2009	SD	5	1	8	6	2	0.0	0.0	0	0	0	0	0	0	0	0
2010	SD/SF	16	0	1	0	1	0.0	0.0	0	0	0	0	0	0	0	0
2011	SF	16	0	4	3	1	0.0	0.0	0	0	0	0	0	0	0	0
2012	SF	16	0	3	3	0	0.0	0.0	0	0	0	0	0	0	0	0
2013	SF	4	0	1	0	1	0.0	0.0	0	0	—	0	0	0	0	0
TOTALS		57	1	17	12	5	0.0	0.0	0	0	0	0	0	0	0	0

PLAYOFFS

YEAR	TEAM	GP	GS	TACKLES					INTERCEPTIONS					FUMBLES		
				TOT	SOL	AST	SACKS	YDS	INT	YDS	LG	TD	PD	FF	FR	YDS
2011	SF	2	0	2	2	0	0.0	0.0	0	0	0	0	0	0	0	0
2012	SF	3	0	0	0	0	0.0	0.0	0	0	0	0	0	0	0	0
TOTALS		5	0	2	2	0	0.0	0.0	0	0	0	0	0	0	0	0

Additional Statistics:

Special Teams Tackles: Regular Season — 66: 2009 (5), 2010: (27; SD — 6; SF — 21), 2011 (19), 2012 (10); 2013 (5); Postseason — 4: 2011 (2), 2012 (2)

TFL: 1

Special Teams Fumble Recoveries: Regular Season — 1: 2012 (1); Postseason — 1: 2012 (1)

Milestones:

NFL Debut: at NYG (11/8/09); **First Career Start:** at Dal. (12/13/09); **First Special Teams FR:** vs. Mia. (12/9/12 — RB Marcus Thigpen); **50th Game:** vs. Mia. (12/9/12)

SPILLMAN'S CAREER HIGHS

Total Tackles: 4 at Cle. (12/6/09)

Assists: 1 (5 times) Last at Sea. (9/15/13)

Solo: 3 at Cle. (12/6/09)



JOE STALEY

74

TACKLE

H: 6-5 W: 315

BORN 8.30.84 // ROCKFORD, MI // ROCKFORD HS, ROCKFORD, MI
CENTRAL MICHIGAN // 7TH YEAR // ACQUIRED D-1B IN '07

Tasked with the duty of protecting the quarterback's blind side, two-time All-Pro Joe Staley has excelled in his role since being selected as the second of San Francisco's two 1st-round draft picks in 2007. In addition to being named All Pro in 2011 and 2012, he was also selected to the Pro Bowl both years, earning the starting nod in the latter. Staley led an offensive line that helped the 49ers rush for 2,491 yards in 2012, ranking 4th in the NFL. As a rookie, he started all 16 contests at right tackle before switching to left tackle in his second year. A product of Central Michigan, Staley became the first player in school history to be drafted in the 1st round of the NFL Draft.



// GOLDMINE

- Entering his sophomore season at Central Michigan, Staley and the football program experienced a coaching change. New head coach Brian Kelly and offensive line coach Jeff Quinn asked the young tight end to make the switch to offensive tackle. He agreed and the transformation began. The 250-pound tight end began to wake up at 2 a.m. to consume a 2,000 calorie weight-gaining shake and would later work out twice a day to prepare his body for its new life in the trenches. In the first offseason, Staley added 20 pounds to his lean frame. By the time he was a senior, he reached 290 pounds and went on to become the first Chippewa to be drafted in the first round of the NFL Draft.
- During his time in the NFL, Staley has been known to sacrifice his privacy to help accommodate his teammates. In the past years, he has invited many young players to live with him free of cost. The long list of tenants includes current 49ers FB Brit Miller. "It helps out some guys so they can just focus on football," Staley said. "They don't have to worry about the rent and where the money is going to come from."
- This offseason, Staley was an ambassador for San Francisco's first Electric Run, a 5K race that benefits Smile Train, the world's largest cleft lip and palate charity. The race, which was held at Candlestick Park, raised \$10,000 for Smile Train and more than 8,000 people participated in the event. "Anything that benefits children is just a great cause and I was very excited to put my name down for the charity and the event itself," Staley said.

// CAREER HIGHLIGHTS

- Became the 1st 49ers rookie O-lineman to start every single game in a season since Cas Banaszek (1968-77), who started all 14 contests in 1968.
- Was 1 of only 3 NFL rookies (49ers LB Patrick Willis and Browns LT Joe Thomas) to line up for every single snap in 2007, and was 1 of 35 NFL players overall to accomplish the feat out of 1,898 total players.
- When Staley recovered a fumble for a TD [vs. NYJ (12/7/08)], he became the 6th offensive lineman in 49ers history to register a TD.

// 2013 HIGHLIGHTS

- Was part of an offensive line that helped amass the 2nd most total net yds. on opening day in 49ers franchise history with 494 yds. (404 passing yds. and 90 rushing yds.) vs. GB (9/8).
- Helped pave the way for 219 net yds. rushing at StL (9/26). It marked the first time the 49ers had three different RBs score a rushing TD in the same game since 12/2/01 vs. Buf. (Garrison Hearst, Fred Beasley and Paul Smith).

STALEY'S CAREER STATISTICS

GAMES/STARTS – 86/86; 2007 (16/16); 2008 (16/16); 2009 (9/9); 2010 (9/9); 2011 (16/16); 2012 (16/16); 2013 (4/4)

POSTSEASON GAMES/STARTS – 5/5; 2011 (2/2); 2012 (3/3)

Additional Statistics:

Touchdowns – 1: 2008 [FR in endzone vs. NYJ (12/7/08)]

Receptions – 1: 2011 [17-yd. pass from QB Alex Smith vs. Cle. (10/30/11)]

Fumble Recoveries – 5: 2007 (1), 2008 (1), 2009 (2), 2012 (1).

Milestones:

NFL Debut: vs. Arz. (9/10/07); **First Start:** vs. Arz. (9/10/07); **First Reception:** vs. Cle. (10/30/11 – 17-yd. pass from QB Alex Smith); **First FR:** vs. NYJ (12/7/08 – WR Jason Hill); **First FR Returned for a TD:** vs. NYJ (12/7/08 – recovered WR Jason Hill fumble in the end zone)



NATE STUPAR

56

LINEBACKER
H: 6-2 W: 240

BORN 3.14.88 // STATE COLLEGE, PA // STATE COLLEGE AREA HS, STATE COLLEGE, PA
 PENN STATE // 1ST YEAR | ACQUIRED FA IN '12

Nate Stupar was signed to the 49ers practice squad on January 8, 2013 and spent all three postseason games on that unit. Prior to joining the 49ers, he spent time on the Oakland Raiders and Philadelphia Eagles practice squads. Stupar is a product of Penn State where he played in all 52 games from 2008-11 for the Nittany Lions, before being drafted by the Raiders in the 7th-round (230th overall) of the 2012 NFL draft.

// 2013 HIGHLIGHTS

- Made his NFL debut at StL (9/26) and notched 2 special teams tackles.

// GOLDMINE

- Stupar majored in film and video at Penn State. During the summer between his junior and senior years of college, he interned at Camp Woodward, a global video production company based in Pennsylvania that specialized in action sports videography. Stupar learned filming, editing and shooting. "I loved it," he said. "My real job is editing clips and putting music to them." It kept him busy during college. He had 6:00 a.m. football workouts at Penn State and would have to drive 45 minutes each way for the internship, but he unearthed his passion for video production. When Stupar married his wife, Marissa, he edited their own wedding video, and did the same for his sister's wedding.

STUPAR'S GAME-BY-GAME

2013

Date	Opp	W/L	P/S	Tot	Sol	Ast	Sk	Yds	Int	Yds	PD	FF	FR	Yds
Sep 8	GB	W	—	—	INACTIVE	—	—	—	—	—	—	—	—	—
Sep 15	at Sea	L	—	—	INACTIVE	—	—	—	—	—	—	—	—	—
Sep 22	Ind	L	—	—	INACTIVE	—	—	—	—	—	—	—	—	—
Sep 26	at StL	W	1/0	0	0	0	0.0	0.0	0	0	0	0	0	0
Oct 6	Hou													
Oct 13	Arz													
Oct 20	at Ten													
Oct 27	at Jax													
Nov 10	Car													
Nov 17	at NO													
Nov 25	at Was													
Dec 1	StL													
Dec 8	Sea													
Dec 15	at TB													
Dec 23	Atl													
Dec 29	at Arz													
TOTALS				1/0	0	0	0	0.0	0.0	0	0	0	0	0

Special Teams Tackles: 2

STUPAR'S CAREER STATISTICS

YEAR	TEAM	GP	GS	TACKLES				YDS	INT	INTERCEPTIONS				PD	FUMBLES		
				TOT	SOL	AST	SACKS			YDS	LG	TD			FF	FR	YDS
2013	SF	1	0	0	0	0	0.0	0.0	0	0	—	—	0	0	0	0	0
TOTALS		1	0	0	0	0	0.0	0.0	0	0	—	—	0	0	0	0	0

Additional Statistics:

Special Teams Tackles — 2: 2013 (2)

Milestones:

NFL Debut: at StL (9/26/13)



BUBBA VENTRONE

41

SAFETY

H: 5-10 W: 200

BORN 10.21.82 // PITTSBURGH, PA // CHARTIERS VALLEY, BRIDGEVILLE, PA
VILLANOVA // 8TH YEAR // ACQUIRED FA IN '13

Bubba Ventrone joined the 49ers in June of 2013, and brings with him a solid special teams resume. He played in 73 career games with the New England Patriots and Cleveland Browns, registering 50 career tackles on defense and 39 special teams stops. He originally entered the league in 2005 as an undrafted free agent with New England, and went on to spend time on the Patriots and New York Jets practice squads. Ventrone made his NFL debut with New England in 2007, and remained with the team until being released in September of 2009. He spent the last four seasons in Cleveland after signing with the team in 2009. Ventrone is reunited with 49ers special teams coordinator/assistant head coach Brad Seely, who coached the specials teams in both Cleveland and New England.

// GOLDMINE

- As a baby, Ventrone was given the nickname "Bubba" by his father., who called him 'Big Head Bubba'. He goes by Bubba, except with his mother, wife and sister who refer to him by his given name, Raymond.

VENTRONE'S GAME-BY-GAME

2013

Date	Opp	W/L	P/S	Tot	Sol	Ast	Sk	Yds	Int	Yds	PD	FF	FR	Yds
Sep 8	GB	W	1/0	0	0	0	0.0	0.0	0	0	0	0	0	0
Sep 15	at Sea	L	1/0	0	0	0	0.0	0.0	0	0	0	0	0	0
Sep 22	Ind	L	1/0	0	0	0	0.0	0.0	0	0	0	0	0	0
Sep 26	at StL	W	1/0	0	0	0	0.0	0.0	0	0	0	0	0	0
Oct 6	Hou													
Oct 13	Arz													
Oct 20	at Ten													
Oct 27	at Jax													
Nov 10	Car													
Nov 17	at NO													
Nov 25	at Was													
Dec 1	StL													
Dec 8	Sea													
Dec 15	at TB													
Dec 23	Atl													
Dec 29	at Arz													

TOTALS

4/0

0

0

0

0.0

0.0

0

0

0

Special Teams Tackles: 2

VENTRONE'S CAREER STATISTICS

YEAR	TEAM	GP	GS	TACKLES					INT	INTERCEPTIONS				PD	FUMBLES		
				TOT	SOL	AST	SACKS	YDS		YDS	LG	TD	FF		FR	YDS	
2006	NE	—	—	—	—	INJURED RESERVE			—	—	—	—	—	—	—	—	
2007	NYJ/NE	2	0	0	0	0	0.0	0.0	0	0	—	0	0	0	0	0	
2008	NE	15	0	0	0	0	0.0	0.0	0	0	—	0	0	0	0	0	
2009	CLE	14	0	3	3	0	0.0	0.0	0	0	—	0	0	0	0	0	
2010	CLE	16	0	10	9	1	0.0	0.0	0	0	—	0	0	1	0	0	
2011	CLE	14	0	0	0	0	0.0	0.0	0	0	—	0	0	0	0	0	
2012	CLE	12	0	0	0	0	0.0	0.0	0	0	—	0	0	0	0	0	
2013	SF	4	0	0	0	0	0.0	0.0	0	0	—	0	0	0	0	0	
TOTALS		77	0	13	12	1	0.0	0.0	0	0	—	0	0	1	0	0	

PLAYOFFS

YEAR	TEAM	GP	GS	TACKLES					INT	INTERCEPTIONS				PD	FUMBLES		
				TOT	SOL	AST	SACKS	YDS		YDS	LG	TD	FF		FR	YDS	
2007	NE	2	0	0	0	0	0.0	0.0	0	0	—	0	0	0	0	0	0
TOTALS		2	0	0	0	0	0.0	0.0	0	0	—	0	0	0	0	0	0

Additional Statistics:

Special Teams Tackles – 39: 2008 (6), 2009 (12), 2010 (9), 2011 (3), 2012 (7); 2013 (2)

Special Teams Fumble Recoveries – 1: 2010 (1)

Kick Returns – 4: 2010 (4)

Rushes – 1: 2012 (1)

Rushing Yards – 35: 2012 (35)

Milestones:

NFL Debut: at Ind. (11/4/07); **First FF:** at Jax. (11/21/10 – QB David Garrard); **First FR:** vs. NE (11/7/10 – RB Sammy Morris)

VENTRONE'S CAREER HIGHS

Total Tackles: 3 (2 times) Last at Jax. (11/21/10)

Solo: 3 (2 times) at Jax. (11/21/10)

Assists: 1 vs. Pit. (1/2/11)

Forced Fumbles: 1 at Jax. (11/21/10)

Fumble Recoveries: 1 vs. NE (11/7/10)



DONTE WHITNER

31

SAFETY

H: 5-10 W: 208

BORN 7.24.85 // CLEVELAND, OH // GLENVILLE HS, CLEVELAND, OH
OHIO STATE // 8TH YEAR // ACQUIRED FA IN '11

Donte Whitner's athletic career almost ended before it even had a chance to start. When he was just 6 years old, he was hit by a car while chasing a ball into the street. With multiple fractures in both legs, doctors told his mother that he would never be able to walk normal again. Donte has used that story as motivation throughout his life to prove the doubters wrong. A first-time Pro Bowler in 2012, he recorded a career-high 119 tackles and 2 forced fumbles, while also scoring on a 42-yard interception return in New Orleans. In 2011, Whitner's first with the 49ers, he won the Garry Niver Award, which is given to the player who displays the most professionalism and cooperation in dealing with media. He was originally selected 8th overall in the 2006 NFL Draft by Buffalo and went on to help the Bills finish in the top 10 in pass defense in three of his five years (7th in '06, 2nd in '09, 3rd in '10) with the team.



WHITNER'S GAME-BY-GAME

2013

Date	Opp	W/L	P/S	Tot	Sol	Ast	Sk	Yds	Int	Yds	PD	FF	FR	Yds
Sep 8	GB	W	1/1	7	5	2	0.0	0.0	0	0	1	0	0	0
Sep 15	at Sea	L	1/1	9	4	5	0.0	0.0	0	0	2	0	0	0
Sep 22	Ind	L	1/1	8	7	1	0.0	0.0	0	0	0	0	0	0
Sep 26	at StL	W	1/1	3	3	0	0.0	0.0	1	0	2	0	0	0
Oct 6	Hou													
Oct 13	Arz													
Oct 20	at Ten													
Oct 27	at Jax													
Nov 10	Car													
Nov 17	at NO													
Nov 25	at Was													
Dec 1	StL													
Dec 8	Sea													
Dec 15	at TB													
Dec 23	Atl													
Dec 29	at Arz													
TOTALS				4/4	27	19	8	0.0 0.0	1	0	5	0	0	0

// 2013 HIGHLIGHTS

- Registered 3 tackles, 1 INT and 2 PDs at StL (9/26), marking his 9th career INT.

// GOLDMINE

- Watching Donte sprint from sideline to sideline on Sundays makes it hard to believe there were doubts about whether he would be able to walk again after suffering a near fatal accident as a youth. At the age of 6, Donte was run over by a car after darting into the middle of the street to chase a ball. For the next three months, Donte's mother, Deborah, carted her son around their Cleveland neighborhood in a wagon. Donte, who suffered multiple fractures to both legs, was forced to wear a body cast and doctors cautioned Deborah that her son might never walk normally again.

WHITNER'S CAREER STATISTICS

YEAR	TEAM	GP	GS	TACKLES					INT	INTERCEPTIONS				FUMBLES		
				TOT	SOL	AST	SACKS	YDS		YDS	LG	TD	PD	FF	FR	YDS
2006	BUF	15	14	107	85	22	0.0	0.0	1	10	10	0	5	0	0	0
2007	BUF	15	15	102	72	30	0.0	0.0	1	29	29	0	1	1	0	0
2008	BUF	13	13	63	51	12	1.0	13.0	0	0	—	0	1	1	0	0
2009	BUF	10	8	57	42	15	0.0	0.0	2	104	76t	1	5	0	0	0
2010	BUF	16	16	140	96	44	0.5	2.0	1	37	37	0	7	1	1	0
2011	SF	15	15	91	63	28	0.0	0.0	2	48	48	0	10	1	3	0
2012	SF	16	16	119	74	45	0.0	0.0	1	42	42t	1	5	2	1	0
2013	SF	4	4	27	19	8	0.0	0.0	1	0	—	0	5	0	0	0
TOTALS		104	101	706	502	204	1.5	15.0	9	270	76t	2	39	6	5	0

PLAYOFFS

YEAR	TEAM	GP	GS	TACKLES					INT	INTERCEPTIONS				FUMBLES		
				TOT	SOL	AST	SACKS	YDS		YDS	LG	TD	PD	FF	FR	YDS
2011	SF	2	2	18	8	10	0.0	0.0	0	0	—	0	0	1	0	0
2012	SF	3	3	19	10	9	0.0	0.0	0	0	—	0	0	0	0	0
TOTALS		5	5	37	18	19	0.0	0.0	0	0	—	0	0	1	0	

Additional Statistics:

Special Teams Tackles – 1: 2010 (1)

Milestones:

NFL Debut: at NE (9/10/06); **First Start:** at Mia. (9/17/06); **50th Start:** at Atl. (12/27/09); **100th Game:** vs. Arz. (12/30/12); **100th Start:** vs. Ind. (9/22/13); **First Sack:** at StL. (9/28/08 – QB Trent Green); **First INT:** at NE (9/10/06 – QB Tom Brady); **First FF:** vs. NE (11/18/07 – RB Kevin Faulk); **First INT Returned for a TD:** vs. TB. (9/20/09) – QB Byron Leftwich); **First FR:** vs. Jax. (10/10/10) – QB David Garrard)

WHITNER'S CAREER HIGHS

Total Tackles: 18 vs. Pit. (11/28/10)

Solo: 12 vs. Ten. (12/24/06)

Assists: 10 vs. Pit. (11/28/10)

Sacks: 1.0 at StL (9/28/08)

Interceptions: 1 (9 times) Last at StL (9/26/13)

Interception Yards: 76 vs. TB (9/20/09)

Passes Defensed: 3 vs. Det. (11/14/10)

Forced Fumbles: Regular Season – 1 (6 times) Last at NE (12/16/12); Postseason – 1 vs. NO (1/14/12)

Fumble Recoveries: 1 (5 times) Last vs. Arz. (12/30/12)



MICHAEL WILHOITE

57

LINEBACKER

H: 6-0 W: 240

BORN 12.7.86 // TOPEKA, KS // HIGHLAND PARK HS, TOPEKA, KS
WASHBURN // 2ND YEAR // ACQUIRED FA IN '11

Michael Wilhoite began his professional football career with the Omaha Nighthawks of the UFL as an undrafted free agent in 2011. A short time later the 49ers added him to their practice squad in December of that year. Wilhoite attended training camp with the Niners in 2012, and later signed to the team's practice squad where he spent the first 11 games of the season. He was promoted to the 49ers active roster for the final five games of 2012 and all three postseason contests. Wilhoite was the recipient of the team's Thomas Herrion Memorial Award in 2012, which is presented to a rookie or first-year player who best represents the dream of Thomas Herrion and makes the most of their opportunities.

// 2013 HIGHLIGHTS

- Recorded 5 tackles in his first career start, at StL (9/26). Part of a defense that held the Rams offense to only 18 yds. rushing on 19 carries, the 7th-best single-game defensive rushing performance in franchise history.

// GOLDMINE

- Wilhoite took an interesting road to the NFL that began at Division II Washburn University in Topeka, KS. With two redshirt years, one due to an injury, Wilhoite spent six years developing his skills as a safety. Despite playing in the Cactus Bowl, the Division II all-star game, he did not latch on with a NFL team following his final season, in 2010. He later signed with the nearby Omaha Nighthawks of the UFL. "I had never played linebacker in my life until I got to the UFL. I used that experience as a research project. There were former first round picks on the team that I could learn what the NFL was like. The coaches had all worked in the NFL, so I made sure to pay attention to them in case I ever got a shot."

- Michael was the recipient of the 2012 Thomas Herrion Award. The award is presented annually to a rookie or first-year player who has taken advantage of every opportunity, turned it into a positive and made their dream come true like Thomas Herrion and is voted on by the coaches. After signing with the 49ers as an undrafted free agent from Washburn, Wilhoite made the 49ers practice squad and became a special teams captain after he was promoted to the team's active roster in December.

WILHOITE'S GAME-BY-GAME

2013

Date	Opp	W/L	P/S	Tot	Sol	Ast	Sk	Yds	Int	Yds	PD	FF	FR	Yds
Sep 8	GB	W	1/0	0	0	0	0.0	0.0	0	0	0	0	0	0
Sep 15	at Sea	L	1/0	0	0	0	0.0	0.0	0	0	0	0	0	0
Sep 22	Ind	L	1/0	2	0	2	0.0	0.0	0	0	0	0	0	0
Sep 26	at StL	W	1/1	5	2	3	0.0	0.0	0	0	0	0	0	0
Oct 6	Hou													
Oct 13	Arz													
Oct 20	at Ten													
Oct 27	at Jax													
Nov 10	Car													
Nov 17	at NO													
Nov 25	at Was													
Dec 1	StL													
Dec 8	Sea													
Dec 15	at TB													
Dec 23	Atl													
Dec 29	at Arz													
TOTALS				4/1	7	2	5	0.0	0.0	0	0	0	0	0

Special Teams Tackles: 3

WILHOITE'S CAREER STATISTICS

YEAR	TEAM	TACKLES							INTERCEPTIONS					FUMBLES		
		GP	GS	TOT	SOL	AST	SACKS	YDS	INT	YDS	LG	TD	PD	FF	FR	YDS
2012	SF	5	0	0	0	0	0.0	0.0	0	0	—	0	0	0	0	0
2013	SF	4	1	7	2	5	0.0	0.0	0	0	—	0	0	0	0	0
TOTALS		9	1	7	2	5	0.0	0.0	0	0	—	0	0	0	0	0

PLAYOFFS

YEAR	TEAM	GP	GS	TACKLES				YDS	INT	INTERCEPTIONS				PD	FUMBLES		
				TOT	SOL	AST	SACKS			YDS	LG	TD	FF		FR	YDS	
2012	SF	3	0	0	0	0	0.0	0.0	0	0	—	0	0	0	0	0	0
TOTALS		3	0	0	0	0	0.0	0.0	0	0	—	0	0	0	0	0	0

Additional Statistics:

Special Teams Tackles: Regular Season – 10: 2012 (7); 2013 (3); Postseason – 3: 2012 (3)

Milestones:

NFL Debut: at StL (12/2/12) **First Start:** at StL (9/26/13)

WILHOITE'S CAREER HIGHS

Total Tackles: 5 at StL (9/26/13)

Assists: 3 at StL (9/26/13)

Solo: 2 at StL (9/26/13)



IAN WILLIAMS

93

NOSE TACKLE

H: 6-1 W: 305

BORN 8.31.89 // ALTAMONTE SPRINGS, FL // LYMAN HS, LONGWOOD, FL
NOTRE DAME // 3RD YEAR // ACQUIRED FA IN '11

Ian Williams has continued to grow and develop since signing with the 49ers as an undrafted free agent out of Notre Dame, in 2011. Along with DT Demarcus Dobbs and QB Scott Tolzien, it marked the first time since 2001 that the 49ers had at least two undrafted free agents make the team. The team rewarded him with a two-year contract extension on March 7, 2013, keeping him in the red and gold through 2015. While at Notre Dame, former 49er Bryant Young coached Williams during his junior year. Ian still talks to Young regularly, seeking his advice.

- Ian values having relationships with people who have played in the league. Former 49er Bryant Young coached Ian during his junior year at Notre Dame. "Just to have him as a reference and to be able to talk to him about stuff is huge, especially since he was out here for so long. He's like a legend and is going to be a Hall of Famer. It's great to have somebody like that who you're able to talk to and just run things by him."

WILLIAMS' GAME-BY-GAME

2013

Date	Opp	W/L	P/S	Tot	Sol	Ast	Sk	Yds	Int	Yds	PD	FF	FR	Yds
Sep 8	GB	W	1/0	3	2	1	0.0	0.0	0	0	0	0	0	0
Sep 15	at Sea	L	1/1	1	0	1	0.0	0.0	0	0	0	0	0	0
PLACED ON INJURED RESERVE ON 9/17														
TOTALS			2/1	4	2	2	0.0	0.0	0	0	0	0	0	0

// 2013 HIGHLIGHTS

- Made his first career start at Sea. (9/15), suffering a season-ending ankle injury, and was subsequently placed on Injured Reserve on 9/17.

// GOLDMINE

- Williams learned that one of the most important things you have to learn when entering the NFL is time management, and attributes much of the early lessons he's learned to the older veteran players. "Just seeing the older players has helped me. You'd think once you've been in the League for a few years, guys start to relax, but that's not the case here, especially with Justin Smith. Those are the guys who I'm around every day, Justin and Ray McDonald. Those guys are going hard every single day. They're coming in and doing extra stuff all the time."

WILLIAMS' CAREER STATISTICS

YEAR	TEAM	GP	GS	TACKLES			YDS	INT	INTERCEPTIONS			PD	FUMBLES		
				TOT	SOL	AST			YDS	LG	TD		FF	FR	YDS
2011	SF	1	0	1	0	1	0.0	0.0	0	0	—	0	0	0	0
2012	SF	3	0	6	3	3	0.0	0.0	0	0	—	0	0	0	0
2013	SF	2	1	4	2	2	0.0	0.0	0	0	—	0	0	0	0
TOTALS		6	1	11	5	6	0.0	0.0	0	0	—	0	0	0	0

PLAYOFFS

YEAR	TEAM	GP	GS	TACKLES			YDS	INT	INTERCEPTIONS			PD	FUMBLES		
				TOT	SOL	AST			YDS	LG	TD		FF	FR	YDS
2011	SF	0	0	0	0	0	0.0	0.0	0	0	—	0	0	0	0
2012	SF	0	0	0	0	0	0.0	0.0	0	0	—	0	0	0	0
TOTALS		0	0	0	0	0	0.0	0.0	0	0	—	0	0	0	0

Milestones:

NFL Debut: vs. TB (10/9/12); First Start: at Sea. (9/15/13)

WILLIAMS' CAREER HIGHS

Total Tackles: 4 vs. Arz. (12/30/12)

Assists: 2 at Sea. (12/23/12)

Solo: 3 vs. Arz. (12/30/12)



KYLE WILLIAMS

10

WIDE RECEIVER
H: 5-10 W: 186

BORN 7.19.88 // SAN JOSE, CA // CHAPARRAL HS, SCOTTSDALE, AZ
ARIZONA STATE // 4TH YEAR // ACQUIRED D-6C IN '10

Kyle Williams aims to return to form as a knee injury cut short his 2012 season. Prior to being placed on IR, Williams had recorded 353 kickoff return yards (27.2 avg.) and caught 14 passes for 212 yards and 1 TD in the first 11 games of the season. In 2011, he made his first-career start at Sea. (12/24) and finished the season with 3 touchdowns and 241 yards receiving on 20 catches. Williams is no stranger to professional sports as his father, Ken, is the general manager of the Chicago White Sox.

// GOLDMINE

- Kyle's father, Kenny, is a former major league outfielder and currently the executive vice president of the Chicago White Sox. He became the White Sox's general manager in 2000 and helped the team win the 2005 World Series. It was the first World Series championship in Chicago since 1917. "It's been a great opportunity and an advantage to be around some pros and the best guys in the league growing up," said Kyle. It was an opportunity Kyle learned that very few other children get the chance to see. He saw firsthand what it took to be a professional athlete and believes that experience will help him in his current career.
- Kyle was selected in the 47th round of the 2006 MLB Draft by the Chicago White Sox out of high school.

- Williams became a dangerous weapon for the 49ers both on offense and special teams, in 2012, before suffering a season-ending knee injury in Week 12 against the New Orleans Saints. He was selected, by his teammates, as the 49ers recipient of the Ed Block Courage Award, named after the former head athletic trainer of the Baltimore Colts of 23 years. The award is given annually to a player from each NFL team that exemplifies a commitment to sportsmanship and courage. Block was a pioneer in his profession and a respected humanitarian whose most passionate cause was helping children of abuse.

WILLIAMS' GAME-BY-GAME

2013									2013 Returns												
Date	Opp	W/L	P/S	Rec	Yds	Avg	Lg	TD	Date	Opp	KR	Yds	Avg	Lg	TD	PR	FC	Yds	Avg	Lg	TD
Sep 8	GB	W	1/1	3	36	12.0	16	0	Sep 8	GB	0	0	—	—	0	2	3	8	4.0	7	0
Sep 15	at Sea	L	1/0	4	39	9.8	14	0	Sep 15	at Sea	0	0	—	—	0	1	1	0	0.0	0	0
Sep 22	Ind	L	1/1	2	12	6.0	6	0	Sep 22	Ind	0	0	—	—	0	1	2	14	14.0	14	0
Sep 26	at StL	W	1/0	0	0	—	—	0	Sep 26	at StL	0	0	—	—	0	1	5	0	0.0	0	0
Oct 6	Hou								Oct 6	Hou											
Oct 13	Arz								Oct 13	Arz											
Oct 20	at Ten								Oct 20	at Ten											
Oct 27	at Jax								Oct 27	at Jax											
Nov 10	Car								Nov 10	Car											
Nov 17	at NO								Nov 17	at NO											
Nov 25	at Was								Nov 25	at Was											
Dec 1	StL								Dec 1	StL											
Dec 8	Sea								Dec 8	Sea											
Dec 15	at TB								Dec 15	at TB											
Dec 23	Atl								Dec 23	Atl											
Dec 29	at Arz								Dec 29	at Arz											
Totals			4/2	9	87	9.7	16	0	TOTALS		0	0	—	—	0	5	11	22	4.4	14	0

WILLIAMS' CAREER STATISTICS

YEAR	TEAM	GP	GS	NO	RECEIVING				ATT	RUSHING			
					YDS	AVG	LG	TD		YDS	AVG	LG	TD
2010	SF	5	0	1	8	8.0	8	0	0	0	—	—	0
2011	SF	13	1	20	241	12.1	56t	3	2	32	16.0	25	0
2012	SF	11	3	14	212	15.1	57	1	4	21	5.3	9	0
2013	SF	4	2	9	87	9.7	16	0	0	0	—	—	0
TOTALS		33	6	44	548	12.5	57	4	6	53	8.8	25	0

PLAYOFFS

YEAR	TEAM	GP	GS	NO	RECEIVING				ATT	RUSHING			
					YDS	AVG	LG	TD		YDS	AVG	LG	TD
2011	SF	2	0	2	12	6.0	6	0	0	0	—	—	0
2012	SF	—	—	—	INJURED RESERVE				—	—	—	—	—
TOTALS		2	0	2	12	6.0	6	0	0	0	—	—	0

		KICKOFF RETURNS					PUNT RETURNS					
YEAR	TEAM	NO	YDS	AVG	LG	TD	NO	FC	YDS	AVG	LG	TD
2010	SF	4	82	20.5	30	0	3	6	16	5.3	9	0
2011	SF	4	104	26.0	33	0	2	4	41	20.5	36	0
2012	SF	13	353	27.2	94	0	4	6	52	13.0	20	0
2013	SF	0	0	—	—	0	5	11	22	4.4	14	0
TOTALS		21	539	25.7	94	0	14	27	131	9.4	36	0

PLAYOFFS

YEAR	TEAM	KICKOFF RETURNS					PUNT RETURNS					
		NO	YDS	AVG	LG	TD	NO	FC	YDS	AVG	LG	TD
2011	SF	4	105	26.3	40	0	9	2	76	8.4	24	0
2012	SF	—	—	INJURED RESERVE			—	—	—	—	—	—
TOTALS		4	105	26.3	40	0	9	2	76	8.4	24	0

Additional Statistics:

Fumble Recoveries — 1: 2010 (1)

Fumbles—Lost — 1—0: 1—0 in 2012

Milestones:

NFL Debut: at KC (9/26/10); **First Start:** at Sea (12/24/11); **First Reception:** vs. TB (11/21/10 — 8-yd. pass from QB Troy Smith); **First TD Reception:** vs. Dal. (9/18/11 — 12-yd. pass from QB Alex Smith)

WILLIAMS' CAREER HIGHS

Receptions: 5 vs. Arz. (11/20/11)**Receiving Yards:** 66 vs. StL (12/4/11)**TD Receptions:** 1 (4 times) Last vs. Buf. (10/7/12)**Long Reception:** 57 vs. Chi. (11/19/12)**Rushes:** 1 (6 times) Last vs. Sea. (10/18/12)**Rushing Yards:** 25 vs. StL (12/4/11)**Kickoff Returns:** 6 vs. NYG (10/14/12)**Kickoff Return Yards:** 144 vs. Min. (9/23/12)**Long Kickoff Return:** 94 at Min. (9/23/12)



PATRICK WILLIS

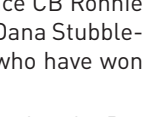

52

LINEBACKER
H: 6-1 W: 240
**BORN 1.25.85 // BRUCETON, TN // CENTRAL HS, BRUCETON, TN
MISSISSIPPI // 7TH YEAR // ACQUIRED D-1 IN '07**

Arguably the greatest linebacker in the game today, Patrick Willis' sheer athleticism and knack for the football make him an annual candidate for NFL Defensive Player of the Year. His superman-like performances week-in and week-out have contributed to the six-time All-Pro leading the NFL in tackles on multiple occasions. As the 11th-overall selection in the 2007 NFL Draft, Willis made an immediate impact as a rookie, earning First-Team All-Pro, Pro Bowl and NFL Defensive Rookie of the Year honors. He has continued to build a resume that is destined for Canton. Not only has Willis been named All-Pro every year of his career, but he has also earned Pro Bowl recognition each season, becoming the only 49er to earn Pro Bowl honors in each of their first six seasons. A team captain in 2012, he ranked 2nd on the team in tackles (171) and finished the season with 9 PDs, 2 FFs and 1 FR. The leader of the 49ers defense was rewarded with a five-year contract extension that will keep him in the Bay Area through 2016.

// CAREER HIGHLIGHTS

- Became the first player in franchise history to be selected as an All-Pro in each of his first six seasons (First-Team - 2007, 2009-12; Second-Team - 2008).
- A six-time Pro Bowl selection (2007-12), was the only rookie to earn All-Pro honors in 2007 as he was named the AP Defensive Rookie of the Year. He became the first 49ers defensive rookie to make the Pro Bowl and first-team All-Pro since CB Ronnie Lott in 1981. He joined CB Bruce Taylor (1970), DT Dana Stubblefield (1993) and DT Bryant Young (1994) as 49ers who have won the Defensive Rookie of the Year award.
- Is one of just 17 players in NFL history to be selected to the Pro Bowl in each of their first 6 seasons and just the second active player (Cle. T Joe Thomas).
- Became the first 49er since S Ronnie Lott to be selected to the Pro Bowl in each of his first four seasons. After being selected to the Pro Bowl as a starter following the 2012 season, Willis is the only 49er to have been named to the Pro Bowl in his first six NFL seasons.



- Is 1 of just 2 players with at least 17.0 sacks and 7 INTs since 2007.

- Was named Defensive Rookie of the Month for October 2007 after totaling 43 tackles, and for December after amassing 53 stops, 3.0 sacks, 1 FF and 1 PD.

- In 95 starts, Willis has tallied 10-or-more tackles in 63 games and 20-or-more stops in 4 contests.

- Was one of three NFL rookies (49ers T Joe Staley and Browns T Joe Thomas) in 2007 to line up for every single snap.

- According to statistics compiled by Elias Sports Bureau, his 174 total tackles in 2007 led the NFL by more than 30 tackles, his 141 stops in 2008 ranked 2nd (behind Browns D'Qwell Jackson's 154 tackles) and his 152 tackles in 2009 ranked 1st. Finished with 128 tackles in 2010, ranking 9th in the NFL.

NFL PLAYERS WITH 17+ SACKS AND 7+ INTS (SINCE 2007)

Player	Sacks	Ints
Lawrence Timmons, Pit.	23.0	7
Patrick Willis, SF	17.5	7

WILLIS' GAME-BY-GAME

2013

Date	Opp	W/L	P/S	Tot	Sol	Ast	Sk	Yds	Int	Yds	PD	FF	FR	Yds
Sep 8	GB	W	1/1	8	7	1	0.0	0.0	0	0	0	0	0	0
Sep 15	at Sea	L	1/1	13	6	7	0.0	0.0	0	0	0	0	0	0
Sep 22	Ind	L	1/1	7	6	1	0.0	0.0	0	0	0	0	0	0
Sep 26	at StL	W	-	-	-	-	INACTIVE (Groin)	-	-	-	-	-	-	-
Oct 6	Hou													
Oct 13	Arz													
Oct 20	at Ten													
Oct 27	at Jax													
Nov 10	Car													
Nov 17	at NO													
Nov 25	at Was													
Dec 1	StL													
Dec 8	Sea													
Dec 15	at TB													
Dec 23	Atl													
Dec 29	at Arz													
TOTALS			3/3	28	19	9	0.0	0.0	0	0	0	0	0	0

// GOLDMINE

- Patrick and his siblings were separated from his biological father when he was 16. He moved in with his guardians, the Finleys, who were in their 20's when they took in Patrick and his three other siblings. Chris Finley was a math teacher and Patrick's basketball coach in high school. Julie Finley taught 5th grade. He refers to Chris and Julie as mom and dad.
- Patrick believes several of the jobs he held as a youth have made him into the hard-working person he is today. At the ripe age of 10, Patrick worked in a cotton field to help financially support his family. "My grandmother got me a job chopping cotton. I got \$110 a week for chopping the weeds around the cotton so it could grow." Patrick's next job was in masonry, where he would mix mortar for the building of structures. He then worked alongside his father, who was a logger. "I would use a chainsaw and cut the limbs off. It was a pretty crazy job, I would get cut up all over." When Patrick was a sophomore and junior in high school, he would perform general maintenance around the school, which included waxing all the floors on the property.
- Patrick was a standout basketball player at Central High School, where he averaged close to 20 points and 10 rebounds per game throughout his career. An all-district, all-region and All-West Tennessee selection, Patrick played every position on the court and was named the district's Most Valuable Player. It wasn't on the blacktop where he crafted his game, but rather on the dirt in front of his house. At the age of 7, Patrick, his brother and his dad constructed a basketball hoop from cedar planks. For the next 10 years, one could often find Patrick and his family playing toe-to-toe on that very same hoop. "That's what kept me busy. We didn't have sport clubs, malls or movie theatres nearby. All we had was each other."
- Competition is what has driven Patrick throughout his life. "I love to compete, no matter what sport it is. Basketball, baseball, football, golf, bowling, fishing, whatever. Basketball was my first love...I played everything, guard, forward, center. In baseball, I played everything too, except for catcher." Patrick set the record for most home runs in his Little League. He started playing golf with his dad, Chris Finley, when he was 16. "Even though I'm not too good, I love to compete."
- One of Patrick's biggest influences growing up was his uncle, Arthur Joe Willis, who was a professional light-heavyweight boxer from 1989-2000, and competed in 33 pro fights. Patrick looked up to his uncle because he was able to make a name for himself as a successful boxer. Arthur matched up against James "Lights Out" Toney in 1990, and Toney later went on to beat former heavyweight champion Evander Holyfield in 2003.
- Since moving to the Bay Area, Patrick has been able to purchase a house of his own. "Buying my house in the Bay Area was awesome, truly a blessing. To grow up in a house like I grew up in and then now to have my real, own house that I can call home feels amazing. I'm truly grateful." Having his own house has served as a great place for his family to come and visit. Pat, being the leader he is both on the field and off, also uses his house to host team get-togethers to bring the guys closer together. "I think having get-togethers at my house, hanging out with teammates and getting to know them off-the-field is big. At the end of the day, one or two guys don't win as a team, three guys don't win as a team, the whole group does. And I think we've built a camaraderie hanging out like we did last year, having get-togethers, just bonding time because it's like family."
- Patrick has a variety of tattoos, with each carrying its own special meaning. One of his most inspirational tattoos is the word 'Believe' on his forearm. "When a person says 'I think,' I feel that leaves room for doubt. If I want to do something, I want to 'believe' I can do it, not just think." Patrick has three tear drop tattoos, which signify three significant people that have passed away in his life – his grandfather, uncle and brother.
- Tragedy struck Patrick's family right before his senior year at Ole Miss. His brother, Detris, drowned in a swimming hole when he was just 17 years old. Detris was a talented FB/LB who was heading into his senior year at Central High School and was a Division I-A prospect. In memory of his late brother, Patrick had the Superman shield tattooed on his chest. "We both loved Superman growing up. We were strong no matter what, but also had our weaknesses." Below Patrick's Superman tattoo reads, "My brother shall rise again." "I believe someday when my time on earth is over, I'll see him again."
- In 2007 and 2009, Patrick was named the recipient of the 49ers Bill Walsh Award. The Bill Walsh Award is voted on by the coaches and awarded to the 49ers team MVP. Willis is one of three players in franchise history to win the award twice (RB Frank Gore, DT Justin Smith).

WILLIS' CAREER STATISTICS

YEAR	TEAM	GP	GS	TACKLES					INTERCEPTIONS					FUMBLES		
				TOT	SOL	AST	SACKS	YDS	INT	YDS	LG	TD	PD	FF	FR	YDS
2007	SF	16	16	226	143	83	4.0	9.0	0	0	0	0	5	2	1	0
2008	SF	16	16	185	126	59	1.0	5.0	1	86	86t	1	10	1	1	0
2009	SF	16	16	173	121	52	4.0	22.0	3	33	23t	1	8	3	0	0
2010	SF	15	15	153	104	49	6.0	46.0	0	0	0	0	5	2	0	0
2011	SF	13	13	121	60	61	2.0	12.0	1	10	10	0	12	4	2	0
2012	SF	16	16	171	91	80	0.5	4.5	2	2	2	0	9	2	1	3
2013	SF	3	3	28	19	9	0.0	0.0	0	0	—	0	0	0	0	0
TOTALS		95	95	1,057	664	393	17.5	98.5	7	131	86t	2	49	14	5	3

PLAYOFFS

YEAR	TEAM	GP	GS	TACKLES					INTERCEPTIONS					FUMBLES		
				TOT	SOL	AST	SACKS	YDS	INT	YDS	LG	TD	PD	FF	FR	YDS
2011	SF	2	2	21	14	7	1.0	11.0	0	0	—	0	1	0	1	0
2012	SF	3	3	27	24	3	1.0	9.0	0	0	—	0	0	0	0	0
TOTALS		5	5	48	38	10	2.0	20.0	0	0	—	0	1	0	1	0

Milestones:

NFL Debut: vs. Arz. (9/10/07); **First Start:** vs. Arz. (9/10/07); **First Sack:** at Atl. (11/4/07 — QB Matt Ryan); **First INT:** at Sea. (9/14/08 — QB Matt Hasselbeck); **First INT Returned for a TD:** at Sea. (9/14/08 — QB Matt Hasselbeck); **First FF:** vs. Arz. (9/10/07 — RB Edgerrin James); **First FR:** vs. Min. (12/9/07 — WR Aundrae Allison); **1,000 Tackles:** at NE (12/16/12)

WILLIS' CAREER HIGHS

Total Tackles: Regular Season — 22 at NE (10/5/08);
Postseason — 11 (2 times) Last vs. Bal. (2/3/13)
Solo: Regular Season — 15 at Arz. (11/25/07); Postseason — 10 at Atl. (1/20/13)
Assists: Regular Season — 9 (2 times) Last at Sea. (12/23/12); Postseason — 4 vs. NYG (1/22/12)
Sacks: 2.5 vs. StL (10/4/09)

Passes Defensed: 3 (3 times) Last vs. Arz. (11/20/11)
Interceptions: 1 (6 times) Last at NYJ (9/30/12)
Interception Yards: 86 at Sea. (9/14/08)
Interception Return Long: 86t at Sea. (9/14/08)
Forced Fumbles: 2 (2 times) Last at Was. (11/6/11)
Fumble Recoveries: Regular Season — 1 (5 times) Last at Min. (9/23/12); Postseason — 1 vs. NO (1/14/12)



ERIC WRIGHT

30

CORNERBACK
H: 5-10 W: 193

BORN 7.24.85 // SAN FRANCISCO, CA // ARCHBISHOP RIORDAN HS, SAN FRANCISCO, CA
UNLV // 7TH YEAR // ACQUIRED FA IN '13

Eric Wright enters his 7th season in the NFL and 1st with the 49ers, after spending the first 4 seasons of his career with the Cleveland Browns and then one-year stints each with the Detroit Lions and Tampa Bay Buccaneers. He brings with him a knack for the big play, as he has recorded 14 interceptions, forced 3 fumbles, recovered 5 fumbles and returned 2 interceptions for touchdowns during his NFL career.

// 2013 HIGHLIGHTS

- Placed on the Reserve/NFI List on 8/27.

WRIGHT'S CAREER STATISTICS

YEAR	TEAM	GP	GS	TACKLES					YDS	INTERCEPTIONS					FUMBLES		
				TOT	SOL	AST	SACKS	INT		YDS	LG	TD	PD	FF	FR	YDS	
2007	CLE	14	13	70	52	18	1.0	11.0	1	0	—	0	11	0	0	0	
2008	CLE	16	16	74	55	19	0.0	0.0	3	131	94t	1	12	2	3	−2	
2009	CLE	16	16	65	57	8	0.0	0.0	4	74	47	0	14	0	0	0	
2010	CLE	13	10	42	36	6	0.0	0.0	1	0	—	0	9	0	1	11	
2011	DET	16	16	73	66	7	0.0	0.0	4	49	22	0	16	1	0	0	
2012	TB	10	10	39	34	5	0.0	0.0	1	60	60t	1	8	0	1	0	
2013	SF	0	0	0	0	0	0.0	0.0	0	0	—	0	0	0	0	0	
TOTALS		85	81	363	300	63	1.0	11.0	14	314	94t	2	70	3	5	9	

PLAYOFFS

YEAR	TEAM	GP	GS	TACKLES				YDS	INT	INTERCEPTIONS				PD	FUMBLES		
				TOT	SOL	AST	SACKS			YDS	LG	TD	FF		FR	YDS	
2011	DET	1	1	7	5	2	0.0	0.0	0	0	0	0	1	0	0	0	
TOTALS		1	1	7	5	2	0.0	0.0	0	0	0	0	1	0	0	0	

Additional Statistics:

Special Teams Tackles — 5: 2007 (5)

Milestones:

NFL Debut: vs. Pit. (9/9/07); **First Start:** vs. Pit. (9/9/07); **First INT:** vs. Mia. (10/14/07 — QB Cleo Lemon); **First INT Returned for TD:** vs. NYG (10/13/08 — QB Eli Manning); **First FF:** at Was. (10/19/08 — RB Clinton Portis); **First FR:** vs. Ind. (11/30/08 — RB Joseph Addai);

WRIGHT'S CAREER HIGHS

Total Tackles: 10 at Pit. (11/11/07)
Solo: 9 (2 times) Last at Pit. (11/11/07)
Assists: 4 at Buf. (11/17/08)
Passes Defensed: 4 vs. Min. (12/11/11)

Interceptions: 1 (14 times) Last vs. NYG (9/16/12)
Long Interception Return: 94t vs. NYG (10/13/08)
Forced Fumbles: 1 (3 times) Last vs. KC (9/18/11)
Fumble Recoveries: 1 (5 times) Last at Dal. (9/23/12)

// TRANSACTIONS

Originally a 2nd-round (53rd pick overall) draft choice by Cle. in 2007...Signed by Det. on 7/30/11...Signed by TB on 3/14/12...Suspended 4 games on 11/26/12...Suspension lifted on 12/24/12...Released by TB on 7/22/13...Signed by SF on 8/8/13.

// 2012 (TAMPA BAY)

- Appeared in 10 games (10 starts), compiling 39 tackles, 1 INT, 1 FR and 8 PDs.
- Recorded 3 tackles, 1 INT and 1 PD at NYG (9/16). Returned the pick 60 yds. for a TD on a pass thrown by QB Eli Manning. It marked the second time he had returned an INT for a TD in his career.
- Registered 5 tackles and 1 FR at Dal. (9/23).

// 2011 (DETROIT)

- Started all 16 regular season games for the third time in his first 5 seasons in the NFL, tallying 73 tackles, 4 INTs, 1 FF and a career-high 16 PDs in his first season with the Detroit Lions.
- Notched 4 tackles, 1 INT, 1 FF and 2 PDs vs. KC (9/18).
- Compiled 4 tackles, 1 PD and 1 INT on a pass thrown by QB .
- Recorded 4 tackles, 1 PD and 1 INT vs. Atl. (10/23). Wright's INT came on a pass thrown by QB Matt Ryan, and was returned 22 yds. down to the Falcons 15-yd. line, setting up a Lions FG.
- Registered 6 tackles, 1 INT and 2 PDs vs. Car. (11/20).
- Talled 4 tackles, 1 INT and 4 PDs vs. Min. (12/11).
- Appeared in the first postseason game of his career, notching 7 tackles and 1 PD in a losing effort at NO (1/7/12).

// 2010 (CLEVELAND)

- Played in 13 games (10 starts), tallying 42 tackles, 1 INT, 1 FR and 9 PDs.
- Talled 5 tackles, 1 INT and 2 PDs vs. NE (11/7).
- Registered 2 tackles and 1 FR at Buf. (12/12).

// 2009 (CLEVELAND)

- For the second year in a row, started all 16 regular season games, compiling 65 tackles, 4 INTs and 14 PDs.
- Snagged his 1st INT of the season at Buf. (10/11), on a pass by QB Trent Edwards.
- Talled 4 tackles, 1 PD and 1 INT at Det. (11/22). Returned the INT, thrown by QB Matthew Stafford, 47 yds. to the Lions 13-yd. line, setting up a Browns TD two plays later.
- Registered 5 tackles, 3 PDs and 1 INT vs. Oak. (12/27).
- In the season finale vs. Jax. (1/3/10), Wright recorded 5 tackles, 1 PD and 1 INT, marking the second time in his career that he hauled in an INT in consecutive games.

// 2008 (CLEVELAND)

- Started all 16 regular season games, registering 74 tackles, 2 FFs, 3 FRs, 12 PDs and 3 INTs, one of which he took back 94 yds. for a TD.
- In the regular season opener vs. Dal. (9/7), Wright tallied 4 tackles and 1 INT, on a pass by QB Tony Romo, that he returned 20 yds.
- Registered 7 tackles and 1 INT at Cin. (9/28). It marked the first time in his career with an INT in consecutive games.

- On *Monday Night Football*, Wright notched 3 tackles, 2 PDs and recorded an INT, on a pass thrown by QB Eli Manning, that he returned 94 yds. for his first career TD vs. NYG (10/13). His efforts during the game earned him NFC Defensive Player of the Week honors.
- Forced his 1st career fumble at Was. (10/19), jarring the ball loose from RB Clinton Portis.
- Registered 4 tackles and recovered his 1st career fumble vs. Ind. (11/30).
- Talled 4 tackles and 1 FR at Ten. (12/7), marking the first time in his career that he recovered a fumble in back-to-back games.
- Notched 2 tackles, 1 FF and 1 FR vs. Cin. (12/21).

// 2007 (CLEVELAND)

- Appeared in 14 games (13 starts), compiling 70 tackles, 1.0 sack, 1 INT and 11 PDs during his rookie season.
- Made his NFL debut and 1st career start at CB and registered 5 tackles vs. Pit. (9/9).
- Notched his 1st career INT on a pass from QB Cleo Lemon, adding 8 tackles and 1 PD vs. Mia. (10/14).
- Brought down QB Ben Roethlisberger, tallying his 1st career sack at Pit. (11/11). Also contributed 10 tackles and 1 PD.

// COLLEGE

Played his first two seasons, in 2003 and 2004, at USC before transferring to UNLV for one season, where he opted to enter the 2007 NFL Draft following his junior year. Played in 22 collegiate games (10 starts), totaling 62 tackles, 2.0 sacks, 3 INTs, 1 FF, 1 FR and 15 PDs. In 2006 at UNLV, played in 9 games (6 starts), and compiled 29 tackles, 1 INT, 1 FF and 9 PDs. Also added 2 carries for 36 yds. and returned 18 kickoffs for 430 yds. In 2004 at USC, was named to the Freshman All-Pac 10 team by *Sporting News*, after compiling 33 tackles 2.0 sacks, 2 INTs, 1 FR and 6 PDs. Red-shirted in 2003, after having surgery on his hamstring, sidelining him the entire season.

// PERSONAL

- Attended Archbishop Riordan (CA) HS, where he was a 2002 *SuperPrep* All-Farwest, *Tacoma-News Tribune* Western 100, All-Northern California co-MVP and *San Francisco Chronicle* All-Metro first-team honoree as a RB and DB.
- As a senior, rushed for 1,166 yds. and 17 TDs, and caught 18 passes for 268 yds. for 4 TDs. On defense, added 80 tackles, 2 INTs, 4 FFs and 10 PDs.
- Competed on the track team where he participated in the 100 meter dash and long-jump.
- Born Eric Andrew Wright (7/24/85) in San Francisco, CA.

// INJURY REPORT

- 2007:** Inactive for two games [vs. Hou. (11/25) and at Arz. (12/2)] with a knee injury.
- 2010:** Inactive vs. Car. (11/28) with a knee injury; Placed on Injured Reserve on 12/20 with a knee injury.
- 2012:** Inactive vs. Atl. (11/25) with an achilles injury.

WRIGHT'S GAME-BY-GAME

2007 (Cleveland)

Date	Opp	W/L	P/S	Tot	Sol	Ast	Sk	Yds	Int	Yds	PD	FF	FR	Yds
Sep 9	Pit	L	1/1	5	2	3	0.0	0.0	0	0	0	0	0	0
Sep 16	Cin	W	1/1	6	4	2	0.0	0.0	0	0	1	0	0	0
Sep 23	at Oak	L	1/1	3	2	1	0.0	0.0	0	0	0	0	0	0
Sep 30	Bal	W	1/1	9	9	0	0.0	0.0	0	0	0	0	0	0
Oct 7	at NE	L	1/1	6	4	2	0.0	0.0	0	0	2	0	0	0
Oct 14	Mia	W	1/1	8	6	2	0.0	0.0	1	0	1	0	0	0
Oct 28	at StL	W	1/1	4	4	0	0.0	0.0	0	0	1	0	0	0
Nov 4	Sea	W	1/1	8	5	3	0.0	0.0	0	0	1	0	0	0
Nov 11	at Pit	L	1/1	10	9	1	1.0	11.0	0	0	1	0	0	0
Nov 18	at Bal	W	1/1	1	1	0	0.0	0.0	0	0	0	0	0	0
Nov 25	Hou	W	—	—	—	—	INACTIVE (Knee)	—	—	—	—	—	—	—
Dec 2	at Arz	L	—	—	—	—	INACTIVE (Knee)	—	—	—	—	—	—	—
Dec 9	at NYJ	W	1/0	0	0	0	0.0	0.0	0	0	0	0	0	0
Dec 16	Buf	W	1/1	5	3	2	0.0	0.0	0	0	1	0	0	0
Dec 23	at Cin	L	1/1	3	3	0	0.0	0.0	0	0	3	0	0	0
Dec 30	SF	W	1/1	2	0	2	0.0	0.0	0	0	0	0	0	0
TOTALS			14/13	70	52	18	1.0	11.0	1	0	11	0	0	0

2008 (Cleveland)

Date	Opp	W/L	P/S	Tot	Sol	Ast	Sk	Yds	Int	Yds	PD	FF	FR	Yds
Sep 7	Dal	L	1/1	4	3	1	0	0	1	20	0	0	0	0
Sep 14	Pit	L	1/1	4	4	0	0	0	0	0	1	0	0	0
Sep 21	at Bal	L	1/1	7	6	1	0	0	0	0	1	0	0	0
Sep 28	at Cin	W	1/1	7	5	2	0	0	1	17	0	0	0	0
Oct 13	NYG	W	1/1	3	3	0	0	0	1	94t	2	0	0	0
Oct 19	at Was	L	1/1	2	2	0	0	0	0	0	0	1	0	0
Oct 26	at Jax	W	1/1	4	3	1	0	0	0	0	1	0	0	0
Nov 2	Bal	L	1/1	5	5	0	0	0	0	0	2	0	0	0
Nov 6	Den	L	1/1	4	2	2	0	0	0	0	1	0	0	0
Nov 17	at Buf	W	1/1	8	4	4	0	0	0	0	0	0	0	0
Nov 23	Hou	L	1/1	7	5	2	0	0	0	0	1	0	0	0
Nov 30	Ind	L	1/1	4	3	1	0	0	0	0	0	0	1	0
Dec 7	at Ten	L	1/1	4	4	0	0	0	0	0	0	0	1	0
Dec 15	at Phi	L	1/1	5	3	2	0	0	0	0	1	0	0	0
Dec 21	Cin	L	1/1	2	1	1	0	0	0	0	1	1	1	0
Dec 28	at Pit	L	1/1	4	2	2	0	0	0	0	1	0	0	0
TOTALS			16/16	74	55	19	0	0	3	131	12	2	3	0

2009 (Cleveland)

Date	Opp	W/L	P/S	Tot	Sol	Ast	Sk	Yds	Int	Yds	PD	FF	FR	Yds
Sep 13	Min	L	1/1	3	3	0	0	0	0	0	1	0	0	0
Sep 20	at Den	L	1/1	4	3	1	0	0	0	0	0	0	0	0
Sep 27	at Bal	L	1/1	1	1	0	0	0	0	0	2	0	0	0
Oct 4	Cin	L	1/1	1	1	0	0	0	0	0	1	0	0	0
Oct 11	at Buf	W	1/1	4	3	1	0	0	1	0	1	0	0	0
Oct 18	at Pit	L	1/1	4	4	0	0	0	0	0	2	0	0	0
Oct 25	GB	L	1/1	4	4	0	0	0	0	0	0	0	0	0
Nov 1	at Chi	L	1/1	5	4	1	0	0	0	0	0	0	0	0
Nov 16	Bal	L	1/1	3	2	1	0	0	0	0	1	0	0	0
Nov 22	at Det	L	1/1	4	4	0	0	0	1	47	1	0	0	0
Nov 29	Cin	L	1/1	4	2	2	0	0	0	0	0	0	0	0
Dec 6	SD	L	1/1	3	3	0	0	0	0	0	0	0	0	0
Dec 10	Pit	W	1/1	7	7	0	0	0	0	0	1	0	0	0
Dec 20	at KC	W	1/1	8	7	1	0	0	0	0	0	0	0	0
Dec 27	Oak	W	1/1	5	5	0	0	0	1	8	3	0	0	0
Jan 3	Jax	W	1/1	5	4	1	0	0	1	19	1	0	0	0
TOTALS			16/16	65	57	8	0	0	4	74	14	0	0	0

2010 (Cleveland)

Date	Opp	W/L	P/S	Tot	Sol	Ast	Sk	Yds	Int	Yds	PD	FF	FR	Yds
Sep 12	at TB	L	1/1	4	3	1	0	0	0	0	1	0	0	0
Sep 19	KC	L	1/1	4	3	1	0	0	0	0	1	0	0	0
Sep 26	at Bal	L	1/1	5	4	1	0	0	0	0	1	0	0	0
Oct 3	Cin	W	1/1	6	5	1	0	0	0	0	1	0	0	0
Oct 10	Atl	L	1/1	3	3	0	0	0	0	0	1	0	0	0
Oct 17	at Pit	L	1/1	3	2	1	0	0	0	0	1	0	0	0
Oct 24	at NO	W	1/1	1	1	0	0	0	0	0	1	0	0	0
Nov 7	NE	W	1/1	5	5	0	0	0	1	0	2	0	0	0
Nov 14	NYJ	L	1/1	7	6	1	0	0	0	0	0	0	0	0
Nov 21	at Jax	L	1/1	0	0	0	0	0	0	0	0	0	0	0
Nov 28	Car	W	—	—	—	—	INACTIVE (Knee)	—	—	—	—	—	—	—
Dec 5	at Mia	W	1/0	1	1	0	0	0	0	0	0	0	0	0
Dec 12	at Buf	L	1/0	2	2	0	0	0	0	0	0	0	1	0
Dec 19	at Cin	L	1/0	1	1	0	0	0	0	0	0	0	0	0
Placed on Injured Reserve on 12/20 (Knee)														
TOTALS			13/10	42	36	6	0	0	1	0	9	0	1	0

2011 (Detroit)

Date	Opp	W/L	P/S	Tot	Sol	Ast	Sk	Yds	Int	Yds	PD	FF	FR	Yds
Sep 11	at TB	W	1/1	6	6	0	0	0	0	0	1	0	0	0
Sep 18	KC	W	1/1	4	4	0	0	0	1	4	2	1	0	0
Sep 25	at Min	W	1/1	7	6	1	0	0	0	0	0	0	0	0
Oct 2	at Dal	W	1/1	3	3	0	0	0	0	0	0	0	0	0
Oct 10	Chi	W	1/1	3	1	2	0	0	0	0	0	0	0	0
Oct 16	SF	L	1/1	5	4	1	0	0	0	0	0	0	0	0
Oct 23	Atl	L	1/1	4	4	0	0	0	1	22	1	0	0	0
Oct 30	at Den	W	1/1	4	4	0	0	0	0	0	1	0	0	0
Nov 13	at Chi	L	1/1	2	2	0	0	0	0	0	1	0	0	0
Nov 20	Car	W	1/1	6	6	0	0	0	1	8	2	0	0	0
Nov 24	GB	L	1/1	6	5	1	0	0	0	0	1	0	0	0
Dec 4	at NO	L	1/1	2	1	1	0	0	0	0	2	0	0	0
Dec 11	Min	W	1/1	4	4	0	0	0	1	15	4	0	0	0
Dec 18	at Oak	W	1/1	7	7	0	0	0	0	0	0	0	0	0
Dec 24	SD	W	1/1	8	7	1	0	0	0	0	0	0	0	0
Jan 1	at GB	L	1/1	2	2	0	0	0	0	0	1	0	0	0
TOTALS			16/16	73	66	7	0	0	4	49	16	1	0	0

2011 Postseason (Detroit)

Date	Opp	W/L	P/S	Tot	Sol	Ast	Sk	Yds	Int	Yds	PD	FF	FR	Yds
Jan 7	at NO	L	1/1	7	5	2	0.0	0.0	0	0	1	0	0	0
TOTALS			1/1	7	5	2	0.0	0.0	0	0	1	0	0	0

2012 (Tampa Bay)

Date	Opp	W/L	P/S	Tot	Sol	Ast	Sk	Yds	Int	Yds	PD	FF	FR	Yds
Sep 9	Car	W	1/1	4	4	0	0	0	0	0	2	0	0	0
Sep 16	at NYG	L	1/1	3	2	1	0	0	1	60t	1	0	0	0
Sep 23	at Dal	L	1/1	5	5	0	0	0	0	0	0	0	1	0
Sep 30	Was	L	1/1	3	2	1	0	0	0	0	0	0	0	0
Oct 14	KC	W	1/1	4	3	1	0	0	0	0	2	0	0	0
Oct 21	NO	L	1/1	8	7	1	0	0	0	0	2	0	0	0
Oct 25	at Min	W	1/1	4	4	0	0	0	0	0	1	0	0	0
Nov 4	at Oak	W	1/1	4	3	1	0	0	0	0	0	0	0	0
Nov 11	SD	W	1/1	1	1	0	0	0	0	0	0	0	0	0
Nov 18	at Car	W	1/1	3	3	0	0	0	0	0	0	0	0	0
Nov 25	Atl	L	—	—	—	—	INACTIVE (Achilles)	—	—	—	—	—	—	—
Dec 2	at Den	L	—	—	—	—	INACTIVE/SUSPENDED	—	—	—	—	—	—	—
Dec 9	Phi	L	—	—	—	—	INACTIVE/SUSPENDED	—	—	—	—	—	—	—
Dec 16	at NO	L	—	—	—	—	INACTIVE/SUSPENDED	—	—	—	—	—	—	—
Dec 23	StL	L	—	—	—	—	INACTIVE/SUSPENDED	—	—	—	—	—	—	—
Dec 30	at Atl	W	—	—	—	—	INACTIVE	—	—	—	—	—	—	—
TOTALS			10/10	39	34	5	0	0	1	60	8	0	1	0



SUNDAY, SEPTEMBER 8 GREEN BAY 28, SAN FRANCISCO 34 CANDLESTICK PARK



The 49ers opened up the 2013 season with a 34–28 victory over the Green Bay Packers. After forcing Green Bay to punt after their first two offensive possessions, QB Colin Kaepernick connected with five different receivers during a 13–play, 83–yd. drive as he completed 6 of 7 pass atts. for 79 yds. The drive was capped off with a 20–yd. TD pass to TE Vernon Davis. Green Bay responded with a 6–play, 80–yd. drive of their own as QB Aaron Rodgers found WR Randall Cobb for a 5–yd. TD pass with 1:05 remaining in the first quarter. On the Packers next possession, 49ers LB NaVorro Bowman brought down RB Eddie Lacy at the GB 13–yd. line, forcing a fumble. The ball was recovered by 49ers CB Tarell Brown, marking the first FR of his career. Three plays later, QB Colin Kaepernick connected with WR Anquan Boldin for a 10–yd. TD to take the lead 14–7. The Niners defense forced a three–and–out on the Packers next possession, and after trading punts, the 49ers recorded their second takeaway of the game. Packers TE Jermichael Finley bobbled an Aaron Rodgers pass and 49ers rookie S Eric Reid made a finger–tip catch for the interception. Reid became the first 49ers rookie to intercept a pass on opening day since both DB Don Griffin and CB Tim McKyer each registered an INT at TB (9/7/86). The 49ers could not capitalize on their strong field position as K Phil Dawson missed a 48–yd. FG att. wide left. With less than two minutes left in the first half, QB Aaron Rodgers led the Packers on an 8–play, 62–yd. drive that was capped off by a 12–yd. TD pass to TE Jermichael Finley with just 0:16 remaining in the first half. The TD evened the score at 14–14 heading into halftime. On the opening possession of the second half, 49ers QB Colin Kaepernick completed 4 of 4 pass atts. to WR Anquan Boldin for 70 yds. before finding TE Vernon Davis on a 2–yd. TD. After two subsequent punts, QB Aaron Rodgers led the Packers on a 7–play, 69 yd. drive and connected with WR Jordy Nelson for an 8–yd. TD pass to knot the score at 21–21. K Phil Dawson made a 27–yd. FG, his first for the 49ers, capping off a 10–play, 71–yd. drive. After three–and–outs by both teams, the Packers took their first lead of the game, 28–24. WR Jordy Nelson hauled in a 37–yd. pass and rookie RB Eddie Lacy rushed five times for 26 yards, including a 2–yd. TD run. The lead would last just 2:39 on the game clock. RB Frank Gore found the end zone on a 1–yd. TD run to put the 49ers up 31–28. The Packers offense was forced to punt after a three–and–out. The 49ers faced a fourth and two at the GB 36–yd. line with 3:00 remaining in the game. The 49ers converted the fourth–down attempt when Kaepernick scrambled right and connected with Boldin for 15 yds. Dawson connected from 33–yds., extending the 49ers lead to 34–28 with just 26 seconds remaining. Needing a TD, WR Randall Cobb hauled in a 36–yd. pass on the first play, but was tackled by S Donte Whitner inbounds to keep the clock running. Following a spike to stop the clock with 3 seconds remaining, 49ers LB Aldon Smith rushed QB Aaron Rodgers forcing an incomplete pass as time expired. 49ers QB Colin Kaepernick completed 69.2% of his passes for a career–high 412 passing yds. and WR Anquan Boldin finished with 13 receipts. and a league–best 208 receiving yds.

NOTES: Head coach **Jim Harbaugh** became just the first coach in franchise history to win opening day games in each of his first three seasons...According to the Elias Sports Bureau, the 49ers have been at .500 or better for each of **Jim Harbaugh's** 33 career games. That's the longest active streak to start a career since Pit. head coach Mike Tomlin. The Steelers were .500 or better for each of his first 34 games (2007–2009)...The **49ers** have won three consecutive season openers for the first time since 2001–03 (2001 – W vs. Atl.; 2002 – W at NYG; 2003 – W Chi.)...The 49ers have won three consecutive games, including the playoffs, against GB for the first time since 10/18/81–12/06/87... QB **Colin Kaepernick** set the 49ers franchise record for most passing yards in a season opener as he completed 27 of 39 atts. for 412 yds., 3 TDs and a QB rating of 129.4. The previous mark was set by QB Steve Young, who threw for 363 yds. vs. NYJ (9/6/98)...**Boldin's** 208 rec. yds. set the 49ers franchise record for most rec. yds. on opening day. The previous mark of 169 rec. yds. was held by WR Jerry Rice vs. LA (9/5/94)...**Boldin** is the first 49er to register at least 10 receipts. in a game since TE Vernon Davis notched 10 receipts. for 102 yds. vs. Ten. (11/8/09)...TE **Vernon Davis** registered his 5th career multi–TD game, as he hauled in 6 receipts. for 98 yds. and 2 TDs...**Davis' 6** TD receipts. vs. GB are the most by a tight end in NFL history, according to STATS, Inc...**Davis** has tallied at least 1 TD receipt. in all five regular season games against Green Bay. ..RB **Frank Gore** notched his 52nd career rushing TD...Rookie S **Eric Reid** notched his first career INT off Packers QB Aaron Rodgers. Reid became the first 49ers rookie to intercept a pass on opening day since both DB Don Griffin and CB Tim McKyer each registered an INT at TB (9/7/86)...With 1.5 sacks vs. GB, LB **Aldon Smith** moves into a tie with Vikings DE Jared Allen for the most sacks in the NFL since the start of the 2011 season with 35.0 sacks...LB **NaVorro Bowman** notched his 2nd–career FF, stripping the ball from Packers RB Eddie Lacy. The loose ball was scooped up by CB **Tarell Brown**, marking his first–career FR. The takeaway led to a 10–yd. TD pass from Kaepernick to Boldin.

	1st	2nd	3rd	4th	Pts
Green Bay	7	7	7	7	28
San Francisco	7	7	7	13	34

SF – V. Davis, 20 pass from C. Kaepernick (P. Dawson) (13–83; 6:59)
GB – R. Cobb, 5 pass from A. Rodgers (M. Crosby) (6–80; 1:47)
SF – A. Boldin, 10 pass from C. Kaepernick (P. Dawson) (3–14; 2:18)
GB – J. Finley, 12 pass from A. Rodgers (M. Crosby) (8–62; 1:16)
SF – V. Davis, 2 pass from C. Kaepernick (P. Dawson) (9–80; 5:14)
GB – J. Nelson, 8 pass from A. Rodgers (M. Crosby) (7–69; 2:48)
SF – P. Dawson, 27 FG (10–71; 4:32)
GB – E. Lacy, 2 run (M. Crosby) (8–76; 2:30)
SF – F. Gore, 1 run (P. Dawson) (5–80; 2:39)
SF – P. Dawson, 33 FG (11–50; 4:26)

TEAM STATISTICS	SF	GB
First Downs	23	23
Net Yards Gained	385	494
Rushes/Yards	19/63	34/90
Net Yards Passing	322	404
Att/Comp/INT	37/21/1	39/27/0
Sacked/Yards Lost	2/8	2/11
Punts/Average	5/47.2	6/46.2
Fumbles/Lost	0/0	1/1
Penalties/Yards	11/85	5/44
Time of Possession	38:35	21:25
3rd Down Efficiency	9/18 (50%)	4/10 (40%)

RUSHING: 49ERS – F. Gore 21–44–1, C. Kaepernick 7–22, K. Hunter 6–24... **PACKERS** – E. Lacy 14–41, A. Rodgers 2–13, R. Cobb 2–6, J. Kuhn 1–3.

RECEIVING: 49ERS – A. Boldin 13–208–1, V. Davis 6–98–2, K. Williams 3–36, B. Miller 2–24, F. Gore 2–21, V. McDonald 1–25... **PACKERS** – J. Nelson 7–130–1, R. Cobb 7–108–1, J. Finley 5–56–1, E. Lacy 1–31, J. Starks 1–8.

PASSING: 49ERS – C. Kaepernick 39–27–412–0–3 TDs... **PACKERS** – A. Rodgers 37–21–333–1–3 TDs.

INTs: 49ERS – E. Reid 1–0... **PACKERS** – None

SACKS: 49ERS – A. Smith 1.5, R. McDonald 0.5... **PACKERS** – C. Matthews 1.0, J. Jolly 1.0.

49ERS TURNOVER RATIO: +2 (0 fumbles, 0 INTs/1 fumbles, 1 INT).

Weather: Sunny
Temperature: 69 degrees
Wind: North 6 mph
Playing Surface: Grass
Time: 3:22
Attendance: 69,732



SUNDAY, SEPTEMBER 15 SAN FRANCISCO 3, SEATTLE 29 CENTURYLINK FIELD



The 49ers played in a hostile environment at CenturyLink Field and departed from Seattle with their first loss of the 2013 season. On their first drive of the day, San Francisco went three-and-out but the defense forced Seattle into a three-and-out as well. As the Seahawks lined up for their first punt of the day, S Craig Dahl came flying from the left side to register his first-career blocked punt. It marked the first blocked punt by the 49ers since LB Larry Grant blocked P Robert Malone's punt at NYJ (9/30/12). After moving the ball to the Seahawks 5-yd. line, QB Colin Kaepernick's pass was tipped into the air by CB Walter Thurmond and intercepted by S Earl Thomas. Just five plays later, Seahawks QB Russell Wilson threw a deep ball that was intercepted by 49ers rookie S Eric Reid. On the play, Reid became the first rookie since the merger in 1970 to record interceptions in each of the team's first two games. Neither team managed to put together a scoring drive during the first quarter, which was temporarily suspended due to severe weather with 3:13 remaining. After a one-hour delay, play resumed at 7:05 PM PDT. With 10:44 remaining in the second quarter, 49ers FB Bruce Miller was flagged for holding in the end zone, resulting in a safety. The Seahawks received the punt and quickly were forced into another three-and-out. Choosing not to punt, QB Russell Wilson was stopped for no gain and the ball was turned over on downs. Two plays later, QB Colin Kaepernick had the ball stripped from behind by DE Cliff Avril, which was recovered by LB K.J. Wright at the SF 29-yd. line. The 49ers defense stalled the Seattle offense forcing a 30-yd. FG by K Steven Hauschka, extending Seattle's lead to 5-0. On the opening possession of the second half, Seattle went on a 10-play, 80-yd. drive highlighted by a 51-yd. pass to WR Doug Baldwin, with RB Marshawn Lynch capping off the drive with a 14-yd. TD run. San Francisco responded with a 9-play, 71-yd. drive of their own, but was forced to settle for a 21-yd. FG by K Phil Dawson. Seattle moved right back downfield, aided by two 49ers penalties totaling 54 yds. With 13:51 left in the game, QB Russell Wilson connected with RB Marshawn Lynch on a 7-yd. TD pass, extending the Seahawks lead to 19-3. Following an INT by CB Richard Sherman, K Steven Hauschka made a 37-yd. FG. After a Seattle punt, QB Colin Kaepernick was intercepted by S Kam Chancellor, who returned it to the SF 2-yd. line. RB Marshawn Lynch found the end zone on the next play with a 2-yd TD run, making it 29-3 with 4:26 remaining in the game.

NOTES: S **Eric Reid** registered his 2nd INT of the season, picking off a pass by Seahawks QB Russell Wilson. According to the Elias Sports Bureau, Reid is the only 49ers rookie, since the merger in 1970, to register an INT in each of the team's first two games. The last rookie in the NFL to register an INT in the team's first two games was Phi. S Nate Allen in 2010...DL **Glenn Dorsey** notched his first sack as a member of the 49ers, and the 5th of his career, bringing down Seahawks QB Russell Wilson...LB **Aldon Smith** brought down Wilson two times, giving him 3.5 sacks on the season and 37.0 for his career. This marked Smith's 10th career game, and first of the season, with 2.0-or-more sacks. Since 2011, Smith's 37.0 sacks rank first in the NFL...LB **Ahmad Brooks** tallied his first sack of the season, 27.5 for his career, as he also brought down Wilson...S **Craig Dahl** registered his first-career blocked punt on Seahawks P Jon Ryan. It marked the first blocked punt by the 49ers since LB Larry Grant blocked P Robert Malone's punt at NYJ (9/30/12)...QB **Colin Kaepernick** set a regular season career-high with 87 yds. rushing on 9 atts...TE **Garrett Celek** and NT **Ian Williams** each made their first-career start.

	1st	2nd	3rd	4th	Pts
San Francisco	0	0	3	0	3
Seattle	0	5	7	17	29

SEA – Penalty on B. Miller enforced in end zone for a Safety
SEA – S. Hauschka, 30 FG (6-17, 2:15)
SEA – M. Lynch, 14 run (S. Hauschka) (10-80, 5:48)
SF – P. Dawson, 21 FG (9-71, 4:52)
SEA – M. Lynch, 7 pass from R. Wilson (S. Hauschka) (10-80, 5:36)
SEA – S. Hauschka, 37 FG (4-6, 1:36)
SEA – M. Lynch, 2 run (S. Hauschka) (1-2, 0:04)

TEAM STATISTICS	SF	SEA
First Downs	12	19
Net Yards Gained	207	290
Rushes/Yards	20/100	47/172
Net Yards Passing	107	118
Att/Comp/INT	28/13/3	19/8/1
Sacked/Yards Lost	3/20	4/24
Punts/Average	4/49.0	5/34.0
Fumbles/Lost	2/2	1/0
Penalties/Yards	12/121	10/84
Time of Possession	23:17	36:43
3rd Down Efficiency	3/12 (25%)	5/16 (31%)

RUSHING: 49ERS – C. Kaepernick 9-87, F. Gore 9-16, A. Dixon 1-4, K. Hunter 1 (-7)... **SEAHAWKS** – M. Lynch, 28-98-2, R. Wilson 10-33, R. Turbin 6-31, S. Ware 3-10.

RECEIVING: 49ERS – K. Williams 4-39, V. Davis 3-20, B. Miller 2-22, V. McDonald 1-19, F. Gore 1-14, A. Boldin 1-7, M. Moore 1-6... **SEAHAWKS** – M. Lynch 3-37-1, Z. Miller 2-22, D. Baldwin 1-51, G. Tate 1-19, S. Rice 1-13.

PASSING: 49ERS – C. Kaepernick 28-13-127-3-0 TDs... **SEAHAWKS** – R. Wilson 19-8-142-1-1 TDs.

INTs: 49ERS – E. Reid 1-1... **SEAHAWKS** – K. Chancellor 1-30, R. Sherman 1-28, E. Thomas 1-11.

SACKS: 49ERS – A. Smith 2.0, A. Brooks 1.0, G. Dorsey 1.0... **SEAHAWKS** – K. Wright 1.0, M. Bennett 1.0, C. Avril 1.0.

49ERS TURNOVER RATIO: -4 (2 fumble, 3 INT/0 fumbles, 1 INT).

Weather: Cloudy
Temperature: 64 degrees
Wind: SSW 6 mph
Playing Surface: Field Turf
Time: 4:09
Attendance: 68,338



SUNDAY, SEPTEMBER 22

INDIANAPOLIS 27, SAN FRANCISCO 7

CANDLESTICK PARK



The San Francisco 49ers dropped a hard-fought battle with the Indianapolis Colts at Candlestick Park, 27-7. Indianapolis took a 7-0 lead on their opening possession when QB Andrew Luck lead the Colts on a 7-play, 80-yd. drive that was capped off with a 1-yd. TD run by RB Trent Richardson. After a three-and-out by both teams, the 49ers responded with a lengthy 91-yd. scoring drive to even the score at 7-7. RB Frank Gore had 3 carries for 54 yds. and RB Kendall Hunter found the end zone with a 13-yd. run to finish off the longest scoring drive of the season for the 49ers. On the ensuing possession, the Niners defense stopped Trent Richardson for no gain, forced an incomplete pass by Luck and recorded a 7-yd. sack by DT Justin Smith to force a punt, but could not turn the next possession into points. With 7:00 remaining in the first half, Indianapolis recaptured the lead when K Adam Vinatieri converted a 43-yd. FG att. Eight minutes into the second half, the Colts extended their lead to 13-7 when Vinatieri split the uprights again on a 41-yd. FG att. The score remained 13-7 until the 4th qtr. Colts QB Andrew Luck capped off an 11-play, 80-yd. drive with a 6-yd. TD run. On the next drive, QB Colin Kaepernick was sacked at the 49ers 8-yd. line and fumbled which was recovered by Indianapolis. RB Ahmad Bradshaw found the end zone with a 1-yd. TD three plays later to make the score 27-7. Colin Kaepernick completed 5 of 8 passes for 64 yds. on the 49ers final drive before his final pass was tipped at the line of scrimmage and intercepted. The Colts wound down the final seconds off the clock with a kneel down.

NOTES: With 21 rec. yds. on the day, RB **Frank Gore** now has 2,687 career rec. yds., moving into 2nd place in franchise history for the most receiving yds. by a running back. RB Roger Craig holds the franchise record with 4,442 career. rec. yds...RB **Kendall Hunter** capped off a 9 play, 91-yd. drive with a 13-yd. TD run. This marked Hunter's 5th career TD and 1st of the season...DT **Justin Smith** notched his 1st sack of the season, bringing down Colts QB Andrew Luck. Smith now has 76.5 career sacks...TE **Vance McDonald** made his first career start and DL **Glenn Dorsey** made his first start as a member of the 49ers.

	1st	2nd	3rd	4th	Pts
Indianapolis	7	3	3	14	27
San Francisco	7	0	0	0	7

IND – T. Richardson, 1 run (A. Vinatieri) (7-80, 3:40)
SF – K. Hunter, 13 run (P. Dawson) (9-91, 4:34)
IND – A. Vinatieri, 43 FG (8-30, 4:48)
IND – A. Vinatieri, 41 FG (10-52, 5:08)
IND – A. Luck, 6 run (A. Vinatieri) (11-80, 7:01)
IND – A. Bradshaw, 1 run (A. Vinatieri) (3-8, 0:56)

TEAM STATISTICS	IND	SF
First Downs	23	14
Net Yards Gained	336	254
Rushes/Yards	39/179	23/115
Net Yards Passing	157	139
Att/Comp/INT	27/18/0	27/13/1
Sacked/Yards Lost	1/7	3/11
Punts/Average	4/44.5	7/38.4
Fumbles/Lost	0/0	1/1
Penalties/Yards	1/10	6/48
Time of Possession	36:25	23:35
3rd Down Efficiency	5/12 (42%)	3/12 (25%)

RUSHING: 49ERS – F. Gore 11-82, C. Kaepernick 7-20, H. Hunter 4-14, A. Dixon 1-(-1)... **COLTS** – A. Bradshaw 19-95-1, T. Richardson 13-35-1, D. Brown 3-25, A. Luck 4-24-1.

RECEIVING: 49ERS – A. Boldin 5-67, F. Gore 2-21, K. Williams 2-12, G. Celek 1-30, B. Miller 1-10, V. McDonald 1-6, K. Hunter 1-4... **COLTS** – R. Wayne, 5-63, D. Heyward-Bey 5-59, A. Bradshaw 3-16, T. Hilton 2-13, C. Fleener 2-13.

PASSING: 49ERS – C. Kaepernick 27-13-150-1-0 TDs... **COLTS** – A. Luck 27-18-164-0-0 TDs.

INTs: 49ERS – None... **COLTS** – C. Vaughn 1-1.

SACKS: 49ERS – J. Smith 1.0... **COLTS** – R. Mathis 1.5, J. Freeman 1.0, C. Redding 0.5.

49ERS TURNOVER RATIO: -2 (1 fumble, 1 INT/0 fumble, 0 INT).

Weather: Sunny
Temperature: 66 degrees
Wind: Northeast 5 mph
Playing Surface: Grass
Time: 2:48
Attendance: 69,732



THURSDAY, SEPTEMBER 26 SAN FRANCISCO 35, ST. LOUIS 11 EDWARD JONES DOME



The 49ers rebounded on the road with a rout of the St. Louis Rams, 35–11, on Thursday Night Football. The Rams got on the board first when K Greg Zuerlein converted a 40–yd. FG att. with 7:13 remaining in the 1st qtr. Following several punts back and forth, the 49ers responded with a lengthy 80–yd. TD drive. A 27–yd. rush by RB Frank Gore and a 42–yd. pass from QB Colin Kaepernick to WR Anquan Boldin helped move the 49ers within striking distance of the end zone. On 3rd and 19, Kaepernick found Boldin, who tiptoed the sideline and lunged into the end zone, giving the 49ers a 7–3 lead with 6:22 remaining in the 2nd qtr. On the ensuing possession, Rams QB Sam Bradford threw a deep ball into the end zone that was tipped into the air by CB Tramaine Brock and intercepted by S Donte Whitner for a touchback. Kaepernick connected with four different receivers as the 49ers moved the ball into Rams territory. After a first–down run on 3rd and 1 by Frank Gore was reversed, the 49ers chose not to kick on 4th down. Instead, the ball was handed off to Gore, who received great blocking and outran the defense 34 yards to the corner of the end zone to give the 49ers a 14–3 lead. The Niners forced a very quick three–and–out and received the ball at the SF 39–yd. line. With 0:04 remaining in the first half, K Phil Dawson attempted a free–kick 71–yd. FG, which missed wide left. On the second play from scrimmage in the second half, RB Frank Gore was stripped by Rams LB Alec Ogletree and the ball was recovered by S Rodney McLeod at the SF 44–yd. line. Despite the great field position, the Rams offense was stifled and was forced to punt. The Niners then went on an 11–play, 88 yd. TD drive, capped off with a 12–yd. pass from QB Colin Kaepernick to TE Vernon Davis to extend the lead to 21–3. With 11:18 remaining in the game, 49ers LB NaVorro Bowman sacked QB Sam Bradford forcing a fumble. After a scramble to recover the loose ball, 49ers DT Tony Jerod–Eddie pounced on it at the StL 3–yd. line. Two plays later, RB Anthony Dixon found the end zone from 1–yd. out. The Rams scored their first TD of the game four plays after a 49ers turnover when Bradford connected with TE Lance Kendricks for a 6–yd. score. After a successful two–point conversion, the 49ers lead was trimmed to 28–11. The 49ers were handed great field position after the onside kick attempt went out of bounds. The 49ers extended the lead to 35–11 when RB Kendall Hunter found the end zone with a 29–yd. TD run, marking the first time the 49ers have had three different running backs score a rushing TD in the same game since 12/2/01 vs. Buf. (Garrison Hearst, Fred Beasley, Paul Smith). The teams traded punts before Rams QB Sam Bradford knelt to end the game.

NOTES: The **49ers** improved their record in Prime Time to 64–33...**Harbaugh** improved his road record to 12–6, which is tied for 3rd best in the NFL since the start of the 2011 season...The **49ers** improved their record on Thursday Night Football to 7–2...The **49ers defense** held the Rams to 18 yds. rushing on 19 carries (0.9 avg.). This marks the 7th–best single–game defensive rushing performance in franchise history...RB **Frank Gore** rushed for 153 yds. and 1 TD on 20 carries. The 153 yds. by Gore are t–5th most in a single game in his career...**Gore** now has 14 rushing TDs against the Rams, the most by any player against the Rams in NFL history...**Gore** rushed for 107 yds. and 1 TD on 10 carries in the first half. This marks the 7th time he surpassed the 100–yd. mark in the first half in his career and the first time since 10/30/11 vs. Cle. (103 yds. and 1 TD on 19 carries)...The **49ers** improve to 26–7 when Gore has 100–yd.–or–more... The **49ers** had 3 rushing TDs vs. the Rams. It marked the first time the 49ers have had three different RBs score a rushing TD in the same game since 12/2/01 vs. Buf. (Garrison Hearst, Fred Beasley and Paul Smith). QB **Colin Kaepernick** completed 15–of–23 for 167 yds., 2 TDs, and a QB rating of 115.7. The **49ers** improved to 6–0 when Kaepernick starts and has a QB rating of 100.0–or–better...WR **Anquan Boldin** finished the day with 5 repts. for 90 yds. and 1 TD. He hauled in his 2nd TD of the season, and 60th of his career, on a 20–yd. TD pass from QB Colin Kaepernick...TE **Vernon Davis** hauled in his 3rd TD of the season on a 12–yd. TD pass from QB Colin Kaepernick. Davis now has 43 career TDs...S **Donte Whitner** picked off Rams QB Sam Bradford, marking his 1st INT of the season and 9th of his career...LB **NaVorro Bowman** sacked and stripped Bradford and the loose ball was recovered by DT **Tony Jerod–Eddie**. It marked the 2nd FF of the season and 3rd career FF for Bowman and the first–career FR for Jerod–Eddie...The **49ers defense** registered 5.0 sacks on Rams QB Sam Bradford. This marks the first time the 49ers defense notched 5.0 sacks–or–more in a game since 11/25/12 at NO (5.0 sacks of QB Drew Brees).

	1st	2nd	3rd	4th	Pts
San Francisco	0	14	7	14	35
St. Louis	3	0	0	8	11

STL – G. Zuerlein, 40 FG (5–35, 1:57)
SF – A. Boldin, 20 pass from C. Kaepernick (P. Dawson) (7–80, 2:55)
SF – F. Gore, 34 run (P. Dawson) (8–80, 3:19)
SF – V. Davis, 12 pass from C. Kaepernick (P. Dawson) (11–88, 5:03)
SF – A. Dixon, 1 run (P. Dawson) (2–3, 0:48)
STL – L. Hendricks, 6 pass from S. Bradford (B. Cunningham run) (4–24, 0:57)
SF – K. Hunter, 29 run (P. Dawson) (4–42, 1:19)

TEAM STATISTICS	SF	STL
First Downs	19	14
Net Yards Gained	370	188
Rushes/Yards	40/219	19/18
Net Yards Passing	151	170
Att/Comp/INT	23/15/0	41/19/1
Sacked/Yards Lost	2/16	5/32
Punts/Average	7/52.0	11/42.7
Fumbles/Lost	2/2	2/1
Penalties/Yards	10/85	8/82
Time of Possession	31:45	28:15
3rd Down Efficiency	6/15 (40%)	3/17 (18%)

RUSHING: 49ERS – F. Gore 20–153–1, K. Hunter 11–49–1, C. Kaepernick 3–11, A. Dixon 3–6–1, L. James 3–0... **RAMS** – D. Richardson 12–16, B. Cunningham 4–6, S. Bradford 3–(–4).

RECEIVING: 49ERS – A. Boldin 5–90–1, B. Miller 3–22, J. Baldwin 2–19, V. Davis 2–18–1, V. McDonald 1–9, K. Hunter 1–9, Q. Patton 1–0... **RAMS** – A. Pettis 5–59, C. Givens 4–49, J. Cook 4–45, T. Austin 2–6, B. Cunningham 1–17, B. Quick 1–12, D. Richardson 1–8, L. Kendricks 1–6–1.

PASSING: 49ERS – C. Kaepernick 23–15–167–0–2 TDs... **RAMS** – S. Bradford 41–19–202–1–1 TDs.

INTs: 49ERS – D. Whitner 1–0... **RAMS** – None.

SACKS: 49ERS – N. Bowman 2.0, A. Brooks 1.5, G. Dorsey 1.0, J. Smith 0.5... **RAMS** – R. Quinn 1.0, C. Long 0.5, M. Brockers 0.5.

49ERS TURNOVER RATIO: 0 (2 fumbles, 0 INT/1 fumble, 1 INT).

Weather: Dome
Temperature: 75 degrees
Wind: None
Playing Surface: Field Turf
Time: 3:32
Attendance: 56,640

National Football League Game Summary

NFL Copyright © 2013 by The National Football League. All rights reserved. This summary and play-by-play is for the express purpose of assisting media in their coverage of the game; any other use of this material is prohibited without the written permission of the National Football League. Updated: 9/27/2013

Date: Thursday, 9/26/2013 **San Francisco 49ers at St. Louis Rams** Start Time: 7:25 PM CDT
at Edward Jones Dome, St. Louis, Missouri

Game Day Weather

Played Dome on Turf: Field Turf Outdoor Weather: Clear 75 degrees,

Officials

Referee: Triplette, Jeff (42) Umpire: Hannah, Butch (40) Head Linesman: McKinnely, Phil (110)
Line Judge: Bergman, Jeff (32) Side Judge: Wyant, David (16) Field Judge: Anderson, Barry (20)
Back Judge: Freeman, Steve (133) Replay Official: Hynes, Al

Lineups

San Francisco 49ers				St. Louis Rams			
Offense		Defense		Offense		Defense	
WR	81 A.Boldin	LDT	91 R.McDonald	WR	13 C.Givens	LDE	91 C.Long
LT	74 J.Staley	NT	90 G.Dorsey	TE	89 J.Cook	LDT	98 K.Langford
LG	77 M.Iupati	RDT	94 J.Smith	LT	77 J.Long	RDT	90 M.Brockers
C	59 J.Goodwin	OLB	55 A.Brooks	LG	65 C.Williams	RDE	94 R.Quinn
RG	75 A.Boone	ILB	53 N.Bowman	C	63 S.Wells	LLB	52 A.Ogletree
RT	76 A.Davis	ILB	57 M.Wilhoite	RG	62 H.Dahl	MLB	55 J.Laurinaitis
TE	85 V.Davis	OLB	51 D.Skuta	RT	72 J.Barksdale	RLB	51 W.Witherspoon
TE	89 V.McDonald	LCB	22 C.Rogers	TE	88 L.Kendricks	LCB	31 C.Finnegan
FB	49 B.Miller	RCB	25 T.Brown	WR	18 A.Pettis	RCB	21 J.Jenkins
RB	21 F.Gore	FS	35 E.Reid	QB	8 S.Bradford	FS	23 R.McLeod
QB	7 C.Kaepernick	SS	31 D.Whitner	RB	26 D.Richardson	SS	25 T.McDonald

Substitutions

QB 2 C.McCoy, P 4 A.Lee, K 9 P.Dawson, WR 10 K.Williams, WR 11 Q.Patton, WR 14 K.Osgood, CB 20 P.Cox, RB 23 L.James, RB 24 A.Dixon, CB 26 T.Brock, S 27 C.Spillman, RB 32 K.Hunter, CB 40 D.Morris, S 41 R.Ventrone, S 43 C.Dahl, LS 47 K.McDermott, LB 56 N.Stupar, DT 63 T.Jerod-Eddie, G/C 67 D.Kilgore, G 68 A.Snyder, TE/DT 83 D.Dobbs, WR 84 J.Baldwin, TE 88 G.Celek, LB 96 C.Lemonier

Substitutions

K 4 G.Zuerlein, P 6 J.Hekker, WR 11 T.Austin, WR 12 S.Bailey, S 20 D.Stewart, CB 22 T.Johnson, S 27 M.Giordano, RB 30 Z.Stacy, CB 32 B.McGee, RB 34 C.Reynolds, RB 36 B.Cunningham, LS 44 J.McQuaide, TE 46 C.Harkey, LB 50 R.Armstrong, LB 53 D.Bates, C 61 T.Barnes, G 66 S.Smith, DT 71 M.Conrath, T 79 M.Starks, WR 83 B.Quick, DT 93 J.Cudjo, DE 97 E.Sims, DE 99 G.Rivers

Did Not Play

QB 10 K.Clemens

Did Not Play

Not Active

QB 5 B.Daniels, WR 13 C.Harper, WR 19 M.Moore, CB 28 N.Asomugha, FB 48 O.Marecic, LB 52 P.Willis, G 78 J.Looney

Not Active

RB 24 I.Pead, C 67 B.Jones, G 70 B.Washington, T 73 M.Person, T 76 R.Saffold, TE 82 M.McNeill, DE 95 W.Hayes

Field Goals (made () & missed)

P.Dawson	53WR 71SH	G.Zuerlein	(40)				
		1	2	3	4	OT	Total
VISITOR:	San Francisco 49ers	0	14	7	14	0	35
HOME:	St. Louis Rams	3	0	0	8	0	11

Scoring Plays

Team	Qtr	Time	Play Description (Extra Point) (Drive Info)	Visitor	Home
Rams	1	7:09	G.Zuerlein 40 yd. Field Goal (5-35, 1:57)	0	3
49ers	2	6:22	A.Boldin 20 yd. pass from C.Kaepernick (P.Dawson kick) (7-80, 2:55)	7	3
49ers	2	0:37	F.Gore 34 yd. run (P.Dawson kick) (8-80, 3:19)	14	3
49ers	3	8:49	V.Davis 12 yd. pass from C.Kaepernick (P.Dawson kick) (11-88, 5:03)	21	3
49ers	4	10:15	A.Dixon 1 yd. run (P.Dawson kick) (2-3, 0:48)	28	3
Rams	4	5:44	L.Kendricks 6 yd. pass from S.Bradford (B.Cunningham run) (4-24, 0:57)	28	11
49ers	4	4:25	K.Hunter 29 yd. run (P.Dawson kick) (4-42, 1:19)	35	11

Paid Attendance: 56,640

Time: 3:32

San Francisco 49ers vs St. Louis Rams
9/26/2013 at Edward Jones Dome

Final Individual Statistics

San Francisco 49ers									St. Louis Rams								
RUSHING						RUSHING											
	ATT	YDS	AVG	LG	TD		ATT	YDS	AVG	LG	TD						
F.Gore	20	153	7.7	34	1	D.Richardson	12	16	1.3	4	0						
K.Hunter	11	49	4.5	29	1	B.Cunningham	4	6	1.5	7	0						
C.Kaepernick	3	11	3.7	7	0	S.Bradford	3	-4	-1.3	-1	0						
A.Dixon	3	6	2.0	3	1												
L.James	3	0	0.0	1	0												
Total	40	219	5.5	34	3	Total	19	18	0.9	7	0						
PASSING									PASSING								
	ATT	CMP	YDS	SK/YD	TD	LG	IN	RT		ATT	CMP	YDS	SK/YD	TD	LG	IN	RT
C.Kaepernick	23	15	167	2/16	2	42	0	115.7	S.Bradford	41	19	202	5/32	1	27	1	59.2
Total	23	15	167	2/16	2	42	0	115.7	Total	41	19	202	5/32	1	27	1	59.2
PASS RECEIVING									PASS RECEIVING								
	TAR	REC	YDS	AVG	LG	TD			TAR	REC	YDS	AVG	LG	TD			
A.Boldin	7	5	90	18.0	42	1	A.Pettis		9	5	59	11.8	27	0			
B.Miller	3	3	22	7.3	11	0	C.Givens		8	4	49	12.3	20	0			
J.Baldwin	2	2	19	9.5	15	0	J.Cook		9	4	45	11.3	18	0			
V.Davis	4	2	18	9.0	12	1	T.Austin		8	2	6	3.0	4	0			
V.McDonald	2	1	9	9.0	9	0	B.Cunningham		1	1	17	17.0	17	0			
K.Hunter	1	1	9	9.0	9	0	B.Quick		3	1	12	12.0	12	0			
Q.Patton	1	1	0	0.0	0	0	D.Richardson		2	1	8	8.0	8	0			
F.Gore	2	0	0	0.0	0	0	L.Kendricks		1	1	6	6.0	6	1			
K.Williams	1	0	0	0.0	0	0											
Total	23	15	167	11.1	42	2	Total		41	19	202	10.6	27	1			
INTERCEPTIONS									INTERCEPTIONS								
	NO	YDS	AVG	LG	TD				NO	YDS	AVG	LG	TD				
D.Whitner	1	0	0.0	0	0												
Total	1	0	0.0	0	0	Total			0	0	0	0	0				
PUNTING									PUNTING								
	NO	YDS	AVG	NET	TB	IN20	LG		NO	YDS	AVG	NET	TB	IN20	LG		
A.Lee	7	383	54.7	52.0	0	2	60	J.Hekker	11	490	44.5	42.7	1	6	60		
Total	7	383	54.7	52.0	0	2	60	Total	11	490	44.5	42.7	1	6	60		
PUNT RETURNS									PUNT RETURNS								
	NO	YDS	AVG	FC	LG	TD			NO	YDS	AVG	FC	LG	TD			
K.Williams	1	0	0.0	5	0	0	T.Austin		6	19	3.2	1	14	0			
[DOWNED]	3	0	0.0	0	0	0											
[OUT OF BOUNDS]	1	0	0.0	0	0	0											
[TOUCHBACK]	1	0	0.0	0	0	0											
Total	1	0	0.0	5	0	0	Total		6	19	3.2	1	14	0			
KICKOFF RETURNS									KICKOFF RETURNS								
	NO	YDS	AVG	FC	LG	TD			NO	YDS	AVG	FC	LG	TD			
[OUT OF BOUNDS]	1	0	0.0	0	0	0	B.Cunningham		3	74	24.7	0	32	0			
[TOUCHBACK]	2	0	0.0	0	0	0	[TOUCHBACK]		3	0	0.0	0	0	0			
Total	0	0	0.0	0	0	0	Total		3	74	24.7	0	32	0			

San Francisco 49ers

FUMBLES	FUM	LOST	OWN-REC	YDS	TD	FORCED	OPP-REC	YDS	TD	OUT-BDS
F.Gore	1	1	0	0	0	0	0	0	0	0
C.Kaepernick	1	1	0	-1	0	0	0	0	0	0
N.Bowman	0	0	0	0	0	1	0	0	0	0
A.Dixon	0	0	0	0	0	1	0	0	0	0
T.Jerod-Eddie	0	0	0	0	0	0	1	0	0	0
Total	2	2	0	-1	0	2	1	0	0	0

St. Louis Rams

FUMBLES	FUM	LOST	OWN-REC	YDS	TD	FORCED	OPP-REC	YDS	TD	OUT-BDS
T.Austin	1	0	1	0	0	0	0	0	0	0
S.Bradford	1	1	0	0	0	0	0	0	0	0
A.Ogletree	0	0	0	0	0	1	0	0	0	0
R.Armstrong	0	0	0	0	0	0	1	0	0	0

San Francisco 49ers vs St. Louis Rams
9/26/2013 at Edward Jones Dome

Final Individual Statistics

R.McLeod	0	0	0	0	0	0	1	0	0	0
Total	2	1	1	0	0	1	2	0	0	0

San Francisco 49ers vs St. Louis Rams
9/26/2013 at Edward Jones Dome

Final Team Statistics

	Visitor 49ers	Home Rams
TOTAL FIRST DOWNS	19	14
By Rushing	8	0
By Passing	8	12
By Penalty	3	2
THIRD DOWN EFFICIENCY	6-15-40%	3-17-18%
FOURTH DOWN EFFICIENCY	1-1-100%	0-0-0%
TOTAL NET YARDS	370	188
Total Offensive Plays (inc. times thrown passing)	65	65
Average gain per offensive play	5.7	2.9
NET YARDS RUSHING	219	18
Total Rushing Plays	40	19
Average gain per rushing play	5.5	0.9
Tackles for a loss-number and yards	4-6	4-5
NET YARDS PASSING	151	170
Times thrown - yards lost attempting to pass	2-16	5-32
Gross yards passing	167	202
PASS ATTEMPTS-COMPLETIONS-HAD INTERCEPTED	23-15-0	41-19-1
Avg gain per pass play (inc.# thrown passing)	6.0	3.7
KICKOFFS Number-In End Zone-Touchbacks	6-5-3	3-2-2
PUNTS Number and Average	7-54.7	11-44.5
Had Blocked	0	0
FGs - PATs Had Blocked	0-0	0-0
Net Punting Average	52.0	42.7
TOTAL RETURN YARDAGE (Not Including Kickoffs)	0	19
No. and Yards Punt Returns	1-0	6-19
No. and Yards Kickoff Returns	0-0	3-74
No. and Yards Interception Returns	1-0	0-0
PENALTIES Number and Yards	10-85	8-82
FUMBLES Number and Lost	2-2	2-1
TOUCHDOWNS	5	1
Rushing	3	0
Passing	2	1
EXTRA POINTS Made-Attempts	5-5	1-1
Kicking Made-Attempts	5-5	0-0
Rushing Made-Attempts	0-0	1-1
FIELD GOALS Made-Attempts	0-2	1-1
RED ZONE EFFICIENCY	3-3-100%	1-1-100%
GOAL TO GO EFFICIENCY	1-1-100%	1-1-100%
SAFETIES	0	0
FINAL SCORE	35	11
TIME OF POSSESSION	31:45	28:15

Ball Possession And Drive Chart

San Francisco 49ers

#	Time Recd	Time Lost	Time Poss	How Ball Obtained	Drive Began	# Play	Yds Gain	Yds Pen	Net Yds	1st Down	Last Scrm	How Given Up
1	11:41	9:06	2:35	Punt	SF 34	6	26	5	31	2	SL 35	Missed FG
2	7:09	4:20	2:49	Kickoff	SF 20	4	-5	17	12	1	SF 32	Punt
3	1:11	14:36	1:35	Punt	SF 42	3	4	-15	-11	0	SF 31	Punt
4	9:17	6:22	2:55	Punt	SF 20	7	96	-16	80	3	* SL 20	Touchdown
5	3:56	0:37	3:19	Interception	SF 20	8	80	0	80	3	SL 34	Touchdown
6	0:04	0:00	0:04	Punt		0	0	0	0	0		Missed FG
7	15:00	14:12	0:48	Kickoff	SF 20	2	22	0	22	0	SF 29	Fumble
8	13:52	8:49	5:03	Punt	SF 12	11	73	15	88	6	* SL 12	Touchdown
9	7:05	5:38	1:27	Punt	SF 15	3	7	0	7	0	SF 22	Punt
10	4:20	2:37	1:43	Punt	SF 22	3	0	0	0	0	SF 22	Punt
11	1:51	14:48	2:03	Punt	SF 4	3	9	0	9	0	SF 13	Punt
12	13:25	11:44	1:41	Punt	SF 29	3	-1	0	-1	0	SF 28	Punt
13	11:03	10:15	0:48	Fumble	SL 3	2	3	0	3	1	* SL 1	Touchdown
14	9:00	6:41	2:19	Punt	SF 15	4	17	-8	9	1	SF 25	Fumble
15	5:44	4:25	1:19	Kickoff	SL 42	4	32	10	42	2	SL 29	Touchdown
16	3:00	1:43	1:17	Punt	SF 13	3	6	0	6	0	SF 19	Punt

(421) Average SF 28

St. Louis Rams

#	Time Recd	Time Lost	Time Poss	How Ball Obtained	Drive Began	# Play	Yds Gain	Yds Pen	Net Yds	1st Down	Last Scrm	How Given Up
1	15:00	11:41	3:19	Kickoff	SL 20	7	27	0	27	2	SL 47	Punt
2	9:06	7:09	1:57	Missed FG	SL 43	5	20	15	35	2	SF 22	Field Goal
3	4:20	1:11	3:09	Punt	SL 5	6	17	0	17	1	SL 22	Punt
4	14:36	9:17	5:19	Punt	SL 8	8	35	5	40	2	SL 48	Punt
5	6:22	3:56	2:26	Kickoff	SL 20	5	46	0	46	2	SF 34	Interception
6	0:37	0:04	0:33	Kickoff	SL 19	3	-2	0	-2	0	SL 17	Punt
7	14:12	13:52	0:20	Fumble	SF 44	3	0	0	0	0	SF 44	Punt
8	8:49	7:05	1:44	Kickoff	SL 24	4	16	0	16	1	SL 40	Punt
9	5:38	4:20	1:18	Punt	SL 24	3	-1	-5	-6	0	SL 18	Punt
10	2:37	1:51	0:46	Punt	SL 44	3	-8	0	-8	0	SL 36	Punt
11	14:48	13:25	1:23	Punt	SL 37	4	17	-5	12	1	SL 49	Punt
12	11:44	11:03	0:41	Punt	SL 21	2	-9	0	-9	0	SL 25	Fumble
13	10:15	9:00	1:15	Kickoff	SL 20	3	8	0	8	0	SL 28	Punt
14	6:41	5:44	0:57	Fumble	SF 24	4	18	6	24	3	* SF 6	Touchdown
15	4:25	3:00	1:25	Kickoff	SL 20	3	8	0	8	0	SL 28	Punt
16	1:43	0:00	1:43	Punt	SL 25	3	-4	0	-4	0	SL 22	End of Game

(462) Average SL 29

* inside opponent's 20

Time of Possession by Quarter		1st	2nd	3rd	4th	OT	Total
Visitor	San Francisco 49ers	6:35	6:42	10:52	7:36		31:45
Home	St. Louis Rams	8:25	8:18	4:08	7:24		28:15
Kickoff Drive No.-Start Average		49ers: 2 - SF 20			Rams: 6 - SL 20		

Final Defensive Statistics

San Francisco 49ers	Regular Defensive Plays												Special Teams					Misc			
	TKL	AST	COMB	SK	/ YDS	TFL	Q	IN	PD	FF	FR		TKL	AST	FF	FR	BL	TKL	AST	FF	FR
T.Brown	6	1	7	0	0	0	0	0	3	0	0		0	0	0	0	0	0	0	0	0
A.Brooks	5	2	7	1.5	2.5	0	2	0	1	0	0		0	0	0	0	0	0	0	0	0
N.Bowman	5	1	6	2	21	3	2	0	1	1	0		0	0	0	0	0	0	0	0	0
M.Wilhoite	4	1	5	0	0	0	0	0	0	0	0		2	0	0	0	0	0	0	0	0
G.Dorsey	4	0	4	1	6	1	1	0	0	0	0		0	0	0	0	0	0	0	0	0
C.Lemonier	3	0	3	0	0	0	1	0	1	0	0		0	0	0	0	0	0	0	0	0
T.Brock	3	0	3	0	0	0	0	0	2	0	0		0	0	0	0	0	0	0	0	0
D.Whitner	3	0	3	0	0	1	0	1	2	0	0		0	0	0	0	0	0	0	0	0
R.McDonald	1	1	2	0	0	1	1	0	0	0	0		0	0	0	0	0	0	0	0	0
T.Jerod-Eddie	1	0	1	0	0	0	0	0	0	0	1		0	0	0	0	0	0	0	0	0
J.Smith	0	1	1	0.5	2.5	0	1	0	0	0	0		0	0	0	0	0	0	0	0	0
D.Skuta	0	1	1	0	0	0	0	0	0	0	0		1	0	0	0	0	0	0	0	0
N.Stupar	0	0	0	0	0	0	0	0	0	0	0		2	1	0	0	0	0	0	0	0
E.Reid	0	0	0	0	0	0	0	0	0	0	0		1	1	0	0	0	0	0	0	0
A.Dixon	0	0	0	0	0	0	0	0	0	0	0		1	0	1	0	0	0	0	0	0
D.Morris	0	0	0	0	0	0	0	0	0	0	0		1	0	0	0	0	0	0	0	0
R.Ventrone	0	0	0	0	0	0	0	0	0	0	0		1	0	0	0	0	0	0	0	0
K.Osgood	0	0	0	0	0	0	0	0	0	0	0		0	1	0	0	0	0	0	0	0
C.Spillman	0	0	0	0	0	0	0	0	0	0	0		0	1	0	0	0	0	0	0	0
M.Iupati	0	0	0	0	0	0	0	0	0	0	0		0	0	0	0	0	2	0	0	0
Total	35	8	43	5	32	6	8	1	10	1	1		9	4	1	0	0	2	0	0	0

TKL = Tackle AST = Assist COMB = Combined QH=QB Hit IN = Interception PD = Pass Defense FF = Forced Fumble FR = Fumble Recovery

St. Louis Rams	Regular Defensive Plays												Special Teams					Misc			
	TKL	AST	COMB	SK	/ YDS	TFL	QH	IN	PD	FF	FR		TKL	AST	FF	FR	BL	TKL	AST	FF	FR
J.Laurinaitis	9	3	12	0	0	2	0	0	2	0	0		0	0	0	0	0	0	0	0	0
A.Ogletree	7	2	9	0	0	0	0	0	0	1	0		0	0	0	0	0	0	0	0	0
J.Jenkins	3	2	5	0	0	0	0	0	1	0	0		0	0	0	0	0	0	0	0	0
T.Johnson	3	2	5	0	0	0	0	0	0	0	0		0	0	0	0	0	0	0	0	0
W.Witherspoon	3	1	4	0	0	1	0	0	0	0	0		0	0	0	0	0	0	0	0	0
R.McLeod	2	2	4	0	0	0	0	0	0	0	1		0	0	0	0	0	0	0	0	0
R.Armstrong	3	0	3	0	0	0	0	0	0	0	1		0	0	0	0	0	0	0	0	0
T.McDonald	2	1	3	0	0	0	0	0	0	0	0		0	0	0	0	0	0	0	0	0
C.Long	1	2	3	0.5	4	0	1	0	0	0	0		0	0	0	0	0	0	0	0	0
R.Quinn	2	0	2	1	8	1	1	0	0	0	0		0	0	0	0	0	0	0	0	0
M.Brockers	1	1	2	0.5	4	0	2	0	0	0	0		0	0	0	0	0	0	0	0	0
K.Langford	1	1	2	0	0	0	0	0	0	0	0		0	0	0	0	0	0	0	0	0
E.Sims	1	1	2	0	0	0	0	0	0	0	0		0	0	0	0	0	0	0	0	0
C.Finnegan	1	0	1	0	0	0	0	0	0	0	0		0	0	0	0	0	0	0	0	0
M.Giordano	1	0	1	0	0	0	0	0	0	0	0		0	0	0	0	0	0	0	0	0
G.Rivers	1	0	1	0	0	0	0	0	0	0	0		0	0	0	0	0	0	0	0	0
D.Bates	0	0	0	0	0	0	0	0	0	0	0		1	0	0	0	0	0	0	0	0
T.Austin	0	0	0	0	0	0	0	0	0	0	0		0	0	0	1	0	0	0	0	0
S.Wells	0	0	0	0	0	0	0	0	0	0	0		0	0	0	0	0	1	0	0	0
Total	41	18	59	2	16	4	4	0	3	1	2		1	0	0	1	0	1	0	0	0

San Francisco 49ers vs St. Louis Rams

9/26/2013 at Edward Jones Dome

First Half Summary

PERIOD SCORES

49ers 0 14 = 14
Rams 3 0 = 3

TIME OF POSSESSION

49ers 13:17
Rams 16:43

Scoring Plays

Team	Qtr	Time	Play Description (Extra Point) (Drive Info)	Visitor	Home
Rams	1	7:09	G.Zuerlein 40 yd. Field Goal (5-35, 1:57)	0	3
49ers	2	6:22	A.Boldin 20 yd. pass from C.Kaepernick (P.Dawson kick) (7-80, 2:55)	7	3
49ers	2	0:37	F.Gore 34 yd. run (P.Dawson kick) (8-80, 3:19)	14	3

	San Francisco 49ers	St. Louis Rams
TOTAL FIRST DOWNS	9	9
First Downs Rushing-Passing-by Penalty	4 - 4 - 1	0 - 8 - 1
THIRD DOWN EFFICIENCY	2-6-33%	3-9-33%
TOTAL NET YARDS	201	143
Total Offensive Plays	27	33
NET YARDS RUSHING	105	16
NET YARDS PASSING	96	127
Gross Yards Passing	104	138
Times thrown-yards lost attempting to pass	1-8	2-11
Pass Attempts-Completions-Had Intercepted	12 - 8 - 0	19 - 11 - 1
Punts-Number and Average	2 - 58.5	4 - 41.5
Penalties-Number and Yards	6 - 56	4 - 42
Fumbles-Number and Lost	0 - 0	1 - 0
Red Zone Efficiency	1-1-100%	0-0-0%
Average Drive Start	SF 27	SL 19

San Francisco 49ers

St. Louis Rams

RUSHING										RUSHING									
	ATT	YDS	AVG	LG	TD						ATT	YDS	AVG	LG	TD				
F.Gore	10	107	10.7	34	1	D.Richardson	12	16	1.3	4	0								
L.James	2	0	0.0	1	0														
K.Hunter	2	-2	-1.0	0	0														
Total	14	105	7.5	34	1	Total	12	16	1.3	4	0								
PASSING										PASSING									
	ATT	CMP	YDS	SK/YD	TD	LG	IN	RT			ATT	CMP	YDS	SK/YD	TD	LG	IN	RT	
C.Kaepernick	12	8	104	1/8	1	42	0	121.5	S.Bradford	19	11	138	2/11	0	27	1	58.7		
Total	12	8	104	1/8	1	42	0	121.5	Total	19	11	138	2/11	0	27	1	58.7		
PASS RECEIVING										PASS RECEIVING									
	TAR	REC	YDS	AVG	LG	TD					TAR	REC	YDS	AVG	LG	TD			
A.Boldin	5	3	69	23.0	42	1	J.Cook	7	4	45	11.3	18	0						
B.Miller	1	1	11	11.0	11	0	A.Pettis	4	3	46	15.3	27	0						
K.Hunter	1	1	9	9.0	9	0	C.Givens	3	2	33	16.5	20	0						
V.McDonald	1	1	9	9.0	9	0	B.Quick	1	1	12	12.0	12	0						
V.Davis	3	1	6	6.0	6	0	T.Austin	3	1	2	2.0	2	0						
Q.Patton	1	1	0	0.0	0	0	D.Richardson	1	0	0	0.0	0	0						
Total	12	8	104	13.0	42	1	Total	19	11	138	12.5	27	0						

San Francisco 49ers

Regular Defensive Plays

Special Teams

Misc

	TKL	AST	COMB	SK	/ YDS	TFL	Q	IN	PD	FF	FR	TKL	AST	FF	FR	BL	TKL	AST	FF	FR
T.Brown	4	1	5	0	0	0	0	0	1	0	0	0	0	0	0	0	0	0	0	0
M.Wilhoite	3	1	4	0	0	0	0	0	0	0	0	1	0	0	0	0	0	0	0	0
A.Brooks	2	2	4	0.5	2.5	0	1	0	0	0	0	0	0	0	0	0	0	0	0	0
G.Dorsey	3	0	3	1	6	1	1	0	0	0	0	0	0	0	0	0	0	0	0	0
Total	12	4	16	1.5	8.5	1	2	0	1	0	0	1	0	0	0	0	0	0	0	0

9/26/2013 at Edward Jones Dome

[illegible]

Play By Play

First Quarter

9/26/2013

SF wins the coin toss and elects to defer. SL elects to Receive, and SF elects to defend the north goal.

P.Dawson kicks 65 yards from SF 35 to end zone, Touchback.

St. Louis Rams at 15:00

1-10-SL 20	(15:00) S.Bradford pass short left to C.Givens pushed ob at SL 33 for 13 yards (T.Brown).	P1
<u>1-10-SL 33</u>	(14:34) D.Richardson right end to SL 35 for 2 yards (A.Brooks).	
2-8-SL 35	(13:56) S.Bradford pass incomplete short left to C.Givens.	
3-8-SL 35	(13:50) (Shotgun) S.Bradford pass short right to A.Pettis to SL 44 for 9 yards (T.Brock).	P2
<u>1-10-SL 44</u>	(13:16) D.Richardson left tackle to SL 48 for 4 yards (A.Brooks; M.Wilhoite).	
2-6-SL 48	(12:41) D.Richardson right end to SL 47 for -1 yards (D.Whitner).	
3-7-SL 47	(11:56) (Shotgun) S.Bradford pass incomplete short left to T.Austin (N.Bowman).	
4-7-SL 47	(11:51) J.Hekker punts 34 yards to SF 19, Center-J.McQuaide, fair catch by K.Williams.	
	<i>PENALTY on SL-R.Armstrong, Fair Catch Interference, 15 yards, enforced at SF 19.</i>	

San Francisco 49ers at 11:41

1-10-SF 34	(11:41) <i>PENALTY on SL-K.Langford, Encroachment, 5 yards, enforced at SF 34 - No Play.</i>	
1-5-SF 39	(11:41) C.Kaepernick pass short right to B.Miller pushed ob at 50 for 11 yards (C.Finnegan).	P1
<u>1-10-50</u>	(11:19) F.Gore right guard to SL 32 for 18 yards (J.Laurinaitis).	R2
<u>1-10-SL 32</u>	(10:35) (Shotgun) C.Kaepernick pass incomplete short right to V.Davis.	
2-10-SL 32	(10:29) (Shotgun) F.Gore right tackle to SL 33 for -1 yards (W.Witherspoon).	
3-11-SL 33	(9:49) (Shotgun) K.Hunter up the middle to SL 35 for -2 yards (J.Laurinaitis).	
4-13-SL 35	(9:12) P.Dawson 53 yard field goal is No Good, Wide Right, Center-K.McDermott, Holder-A.Lee.	

St. Louis Rams at 9:06

1-10-SL 43	(9:06) S.Bradford pass short left to B.Quick to SF 43 for 14 yards (T.Brown).	P3
	<i>PENALTY on SF-J.Smith, Face Mask (15 Yards), 15 yards, enforced at SF 45.</i>	X4
<u>1-10-SF 30</u>	(8:41) (Shotgun) S.Bradford pass short middle to J.Cook to SF 22 for 8 yards (C.Lemonier).	
2-2-SF 22	(8:04) D.Richardson right tackle to SF 22 for no gain (G.Dorsey).	
3-2-SF 22	(7:22) (Shotgun) S.Bradford pass incomplete deep right to A.Pettis [R.McDonald].	
4-2-SF 22	(7:13) G.Zuerlein 40 yard field goal is GOOD, Center-J.McQuaide, Holder-J.Hekker.	

SF 0 SL 3, 5 plays, 35 yards, 1 penalty, 1:57 drive, 7:51 elapsed

G.Zuerlein kicks 65 yards from SL 35 to end zone, Touchback.

San Francisco 49ers at 7:09

1-10-SF 20	(7:09) C.Kaepernick sacked at SF 12 for -8 yards (R.Quinn).	
2-18-SF 12	(6:31) C.Kaepernick pass incomplete short left to A.Boldin.	
	<i>PENALTY on SL-J.Jenkins, Defensive Pass Interference, 17 yards, enforced at SF 12 - No Play.</i>	X3
<u>1-10-SF 29</u>	(6:27) (Shotgun) K.Hunter right tackle to SF 29 for no gain (K.Langford).	
2-10-SF 29	(5:51) F.Gore left tackle to SF 32 for 3 yards (E.Sims; J.Laurinaitis).	
3-7-SF 32	(5:06) (Shotgun) C.Kaepernick pass short right to Q.Patton to SF 32 for no gain (A.Ogletree).	
4-7-SF 32	(4:34) A.Lee punts 60 yards to SL 8, Center-K.McDermott. T.Austin to SL 21 for 13 yards (E.Reid; K.Osgood).	
	<i>PENALTY on SL-T.Johnson, Offensive Holding, 5 yards, enforced at SL 10.</i>	

St. Louis Rams at 4:20

1-10-SL 5	(4:20) S.Bradford pass incomplete short right to J.Cook (D.Whitner).	
2-10-SL 5	(4:14) D.Richardson right tackle to SL 7 for 2 yards (D.Skuta; R.McDonald).	
3-8-SL 7	(3:36) (Shotgun) S.Bradford pass short left to J.Cook to SL 18 for 11 yards (D.Whitner) [C.Lemonier].	P5
<u>1-10-SL 18</u>	(2:53) D.Richardson up the middle to SL 20 for 2 yards (N.Bowman).	
2-8-SL 20	(2:15) D.Richardson right tackle to SL 22 for 2 yards (G.Dorsey). SL-L.Kendricks was injured during the play.	
3-6-SL 22	(1:31) (Shotgun) S.Bradford pass incomplete short left to J.Cook (T.Brown).	
4-6-SL 22	(1:23) J.Hekker punts 36 yards to SF 42, Center-J.McQuaide, downed by SL-R.Armstrong.	

San Francisco 49ers at 1:11

1-10-SF 42	(1:11) F.Gore left end to SF 46 for 4 yards (M.Brockers).	
2-6-SF 46	(:45) C.Kaepernick pass short right to A.Boldin ran ob at SL 40 for 14 yards.	
	<i>PENALTY on SF-A.Boldin, Offensive Pass Interference, 10 yards, enforced at SF 46 - No Play.</i>	

San Francisco 49ers vs St. Louis Rams at Edward Jones Dome

2-16-SF 36 (:13) (Shotgun) C.Kaepernick pass incomplete short right to A.Boldin (J.Jenkins).

3-16-SF 36 (:05) (Shotgun) C.Kaepernick pass incomplete deep middle to V.Davis (J.Laurinaitis).

END OF QUARTER

	Score	Time Poss	First Downs				Efficiencies	
			R	P	X	T	3 Down	4 Down
San Francisco 49ers	0	6:35	1	1	1	3	0/3	0/0
St. Louis Rams	3	8:25	0	4	1	5	2/5	0/0

Play By Play

Second Quarter

9/26/2013

San Francisco 49ers continued.

- 4-16-SF 36 (15:00) A.Lee punts 53 yards to SL 11, Center-K.McDermott, fair catch by T.Austin.
PENALTY on SF-M.Wilhoite, Illegal Formation, 5 yards, enforced at SF 36 - No Play.
- 4-21-SF 31 (14:53) A.Lee punts 57 yards to SL 12, Center-K.McDermott. T.Austin to SL 6 for -6 yards (A.Dixon). FUMBLES (A.Dixon), and recovers at SL 8. T.Austin to SL 8 for no gain (M.Wilhoite).

St. Louis Rams at 14:36

- 1-10-SL 8 (14:36) D.Richardson left tackle to SL 10 for 2 yards (C.Lemonier).
- 2-8-SL 10 (13:59) S.Bradford pass short left to L.Kendricks to SL 15 for 5 yards (T.Brown).
PENALTY on SF-C.Lemonier, Defensive Offside, 5 yards, enforced at SL 10 - No Play.
- 2-3-SL 15 (13:41) S.Bradford sacked at SL 9 for -6 yards (G.Dorsey).
- 3-9-SL 9 (13:04) (Shotgun) S.Bradford pass short left to C.Givens to SL 29 for 20 yards (N.Bowman; T.Brown). P6
- 1-10-SL 29 (12:22) D.Richardson up the middle to SL 30 for 1 yard (A.Brooks).
- 2-9-SL 30 (11:43) (Shotgun) S.Bradford pass deep right to J.Cook to SL 48 for 18 yards (D.Whitner). P7
- 1-10-SL 48 (10:58) S.Bradford pass short left to T.Austin to 50 for 2 yards (M.Wilhoite).
- 2-8-50 (10:15) (Shotgun) D.Richardson up the middle to SL 48 for -2 yards (N.Bowman).
- 3-10-SL 48 (9:35) (Shotgun) S.Bradford pass incomplete short middle to T.Austin.
- 4-10-SL 48 (9:27) J.Hekker punts 52 yards to end zone, Center-J.McQuaide, Touchback.

San Francisco 49ers at 9:17

- 1-10-SF 20 (9:17) F.Gore up the middle pushed ob at SF 47 for 27 yards (A.Ogletree). R4
- 1-10-SF 47 (8:57) (Shotgun) L.James left end to SF 46 for -1 yards (J.Laurinaitis).
- 2-11-SF 46 (8:35) (Shotgun) L.James up the middle to SF 47 for 1 yard (E.Sims).
 Timeout #1 by SF at 07:51.
- 3-10-SF 47 (7:51) (Shotgun) C.Kaepernick pass deep left to A.Boldin to SL 11 for 42 yards (R.McLeod). P5
Penalty on SL-C.Finnegan, Defensive Holding, declined.
- 1-10-SL 11 (7:34) F.Gore left tackle to SL 10 for 1 yard (A.Ogletree; J.Laurinaitis).
PENALTY on SF-A.Boone, Unnecessary Roughness, 16 yards, enforced at SL 10.
Penalty on SF-B.Miller, Offensive Holding, declined.
- 2-25-SL 26 (7:11) (Shotgun) C.Kaepernick pass short left to V.Davis to SL 20 for 6 yards (J.Laurinaitis).
- 3-19-SL 20 **(6:30) (Shotgun) C.Kaepernick pass short right to A.Boldin for 20 yards, TOUCHDOWN.** P6
The Replay Assistant challenged the runner was in bounds ruling, and the play was Upheld.
 P.Dawson extra point is GOOD, Center-K.McDermott, Holder-A.Lee.

SF 7 SL 3, 7 plays, 80 yards, 2:55 drive, 8:38 elapsed

P.Dawson kicks 65 yards from SF 35 to end zone, Touchback.

St. Louis Rams at 6:22

- 1-10-SL 20 (6:22) S.Bradford pass short right to A.Pettis to SL 30 for 10 yards (M.Wilhoite). P8
- 1-10-SL 30 (5:44) (Shotgun) S.Bradford pass deep left to A.Pettis to SF 43 for 27 yards (T.Brown). P9
Penalty on SF-T.Brown, Defensive Pass Interference, declined.
- 1-10-SF 43 (5:22) (Shotgun) S.Bradford pass short left to J.Cook to SF 35 for 8 yards (T.Brown).
- 2-2-SF 35 (4:43) D.Richardson right guard to SF 34 for 1 yard (M.Wilhoite).
- 3-1-SF 34 (4:06) (Shotgun) S.Bradford pass deep right intended for J.Cook INTERCEPTED by D.Whitner (T.Brock) at SF 0. Touchback.

San Francisco 49ers at 3:56

- 1-10-SF 20 (3:56) F.Gore right end to SF 24 for 4 yards (T.Johnson; A.Ogletree).
- 2-6-SF 24 (3:16) (Shotgun) C.Kaepernick pass short right to V.McDonald to SF 33 for 9 yards (J.Jenkins). P7
- 1-10-SF 33 (2:37) C.Kaepernick pass short left to A.Boldin to SF 40 for 7 yards (J.Jenkins).

Two-Minute Warning

- 2-3-SF 40 (2:00) F.Gore left tackle pushed ob at SL 43 for 17 yards (R.McLeod). R8
- 1-10-SL 43 (1:53) (Shotgun) C.Kaepernick pass deep right to A.Boldin ran ob at SL 23 for 20 yards.
 The Replay Assistant challenged the pass completion ruling, and the play was REVERSED.
 (Shotgun) C.Kaepernick pass incomplete deep right to A.Boldin.
- 2-10-SL 43 (1:47) C.Kaepernick pass short left to K.Hunter to SL 34 for 9 yards (T.Johnson).
- 3-1-SL 34 (1:07) F.Gore left tackle to SL 33 for 1 yard (W.Witherspoon).
 The Replay Assistant challenged the first down ruling, and the play was REVERSED.
 F.Gore left tackle to SL 34 for no gain (W.Witherspoon).
 Timeout #1 by SL at 00:44.

P.Dawson extra point is GOOD, Center-K.McDermott, Holder-A.Lee.

SF 14 SL 3, 8 plays, 80 yards, 3:19 drive, 14:23 elapsed

P.Dawson kicks 68 yards from SF 35 to SL -3. B.Cunningham to SL 14 for 17 yards (R.Ventrone).

PENALTY on SF-C.Lemonier, Offside on Free Kick, 5 yards, enforced at SF 35 - No Play.

P.Dawson kicks 75 yards from SF 30 to SL -5. B.Cunningham to SL 19 for 24 yards (N.Stupar).

St. Louis Rams at 0:37, (1st play from scrimmage 0:29)

- 1-10-SL 19
2-10-SL 19
3-15-SL 14
4-12-SL 17
- (:29) (Shotgun) S.Bradford pass incomplete short middle to D.Richardson.
(:25) (Shotgun) S.Bradford sacked at SL 14 for -5 yards (sack split by A.Brooks and J.Smith). SL-J.Long was injured during the play.
Timeout #2 by SL at 00:17. Charged timeout due to injury.
(:17) D.Richardson up the middle to SL 17 for 3 yards (C.Lemonier).
Timeout #2 by SF at 00:12.
(:12) J.Hekker punts 44 yards to SF 39, Center-J.McQuaide, fair catch by K.Williams.
Timeout #3 by SF at 00:04.

San Francisco 49ers at 0:04

P.Dawson 71 yard field goal is No Good, Holder-A.Lee. A.Pettis at SL -9 to SL 9 for 18 yards (D.Morris). Field goal was wide left. Fair catch kick.

END OF QUARTER			First Downs				Efficiencies	
	Score	Time Poss	R	P	X	T	3 Down	4 Down
San Francisco 49ers	14	6:42	3	3	0	6	2/3	1/1
St. Louis Rams	3	8:18	0	4	0	4	1/4	0/0

Third Quarter

9/26/2013

Play By Play

SF elects to Receive, and SL elects to defend the North goal.
G.Zuerlein kicks 65 yards from SL 35 to end zone, Touchback.

San Francisco 49ers at 15:00

- 1-10-SF 20 (15:00) C.Kaepernick pass short right to B.Miller to SF 29 for 9 yards (A.Ogletree). SF-B.Miller was injured during the play.
- 2-1-SF 29 (14:24) F.Gore right guard to SF 42 for 13 yards (A.Ogletree). FUMBLES (A.Ogletree), RECOVERED by SL-R.McLeod at SF 44. R.McLeod to SF 44 for no gain (M.Iupati).

St. Louis Rams at 14:12

- 1-10-SF 44 (14:12) S.Bradford pass incomplete short left to A.Pettis (T.Brown).
- 2-10-SF 44 (14:08) (Shotgun) S.Bradford pass incomplete short middle to J.Cook (A.Brooks).
- 3-10-SF 44 (14:05) (Shotgun) S.Bradford pass incomplete short left to A.Pettis.
- 4-10-SF 44 (13:58) J.Hekker punts 32 yards to SF 12, Center-J.McQuaide, fair catch by K.Williams.

San Francisco 49ers at 13:52

- 1-10-SF 12 (13:52) (Shotgun) C.Kaepernick pass incomplete short left to A.Boldin.
PENALTY on SL-J.Jenkins, Defensive Pass Interference, 15 yards, enforced at SF 12 - No Play. X10
- 1-10-SF 27 (13:48) C.Kaepernick pass deep right to A.Boldin ran ob at SF 43 for 16 yards. P11
- 1-10-SF 43 (13:26) F.Gore left tackle to SF 44 for 1 yard (T.McDonald; T.Johnson).
- 2-9-SF 44 (12:45) (Shotgun) C.Kaepernick pass incomplete deep middle to K.Williams (J.Laurinaitis).
- 3-9-SF 44 (12:39) (Shotgun) C.Kaepernick pass short middle to J.Baldwin to SL 41 for 15 yards (T.Johnson). P12
- 1-10-SL 41 (12:10) F.Gore left end pushed ob at SL 37 for 4 yards (J.Laurinaitis).
- 2-6-SL 37 (11:41) (Shotgun) C.Kaepernick scrambles right end to SL 30 for 7 yards (T.McDonald). SL-E.Sims was injured during the play. R13
- 1-10-SL 30 (11:20) F.Gore left tackle to SL 22 for 8 yards (R.McLeod; J.Laurinaitis).
- 2-2-SL 22 (10:42) C.Kaepernick pass short right to B.Miller to SL 20 for 2 yards (J.Laurinaitis). P14
- 1-10-SL 20 (10:07) F.Gore left tackle to SL 17 for 3 yards (T.McDonald). SL-T.McDonald was injured during the play. He is Out.
- 2-7-SL 17 (9:42) F.Gore right tackle to SL 12 for 5 yards (C.Long).
Timeout #1 by SF at 08:53.
- 3-2-SL 12 (8:53) **C.Kaepernick pass short left to V.Davis for 12 yards, TOUCHDOWN.** P15
P.Dawson extra point is GOOD, Center-K.McDermott, Holder-A.Lee.

SF 21 SL 3, 11 plays, 88 yards, 1 penalty, 5:03 drive, 6:11 elapsed

P.Dawson kicks 73 yards from SF 35 to SL -8. B.Cunningham to SL 24 for 32 yards (N.Stupar).

St. Louis Rams at 8:49, (1st play from scrimmage 8:44)

- 1-10-SL 24 (8:44) S.Bradford pass short right to B.Cunningham to SL 41 for 17 yards (A.Brooks). P10
- 1-10-SL 41 (8:08) B.Cunningham up the middle to SL 40 for -1 yards (N.Bowman).
- 2-11-SL 40 (7:26) (Shotgun) S.Bradford pass incomplete deep right to C.Givens.
- 3-11-SL 40 (7:18) (Shotgun) S.Bradford pass incomplete deep left to T.Austin.
- 4-11-SL 40 (7:12) J.Hekker punts 45 yards to SF 15, Center-J.McQuaide, fair catch by K.Williams.

San Francisco 49ers at 7:05

- 1-10-SF 15 (7:05) F.Gore left end to SF 17 for 2 yards (W.Witherspoon).
- 2-8-SF 17 (6:30) C.Kaepernick pass incomplete short right to V.McDonald.
- 3-8-SF 17 (6:24) (Shotgun) C.Kaepernick pass short right to A.Boldin to SF 22 for 5 yards (J.Laurinaitis).
- 4-3-SF 22 (5:50) A.Lee punts 54 yards to SL 24, Center-K.McDermott. T.Austin to SL 24 for no gain (N.Stupar; C.Spillman).

St. Louis Rams at 5:38

- 1-10-SL 24 (5:38) B.Cunningham up the middle to SL 23 for -1 yards (R.McDonald).
- 2-11-SL 23 (5:05) *PENALTY on SL-B.Cunningham, False Start, 5 yards, enforced at SL 23 - No Play.*
- 2-16-SL 18 (4:44) (Shotgun) S.Bradford pass incomplete short right to T.Austin (C.Lemonier).
- 3-16-SL 18 (4:39) S.Bradford pass incomplete deep right to A.Pettis.
- 4-16-SL 18 (4:31) J.Hekker punts 49 yards to SF 33, Center-J.McQuaide. K.Williams pushed ob at SL 46 for 21 yards (D.Bates).
PENALTY on SF-C.Spillman, Illegal Block Above the Waist, 10 yards, enforced at SF 32.

San Francisco 49ers at 4:20

- 1-10-SF 22 (4:20) K.Hunter left end to SF 20 for -2 yards (J.Jenkins; W.Witherspoon).
- 2-12-SF 20 (3:42) F.Gore up the middle to SF 22 for 2 yards (A.Ogletree).
- 3-10-SF 22 (2:57) (Shotgun) C.Kaepernick pass incomplete short left to F.Gore.

San Francisco 49ers vs St. Louis Rams at Edward Jones Dome

4-10-SF 22 (2:50) A.Lee punts 48 yards to SL 30, Center-K.McDermott. T.Austin pushed ob at SL 44 for 14 yards (D.Skuta).

St. Louis Rams at 2:37

1-10-SL 44 (2:37) (Shotgun) S.Bradford pass incomplete short middle to T.Austin [N.Bowman].

2-10-SL 44 (2:34) (Shotgun) S.Bradford pass incomplete short right to J.Cook.

3-10-SL 44 (2:30) (Shotgun) S.Bradford sacked at SL 36 for -8 yards (N.Bowman).

4-18-SL 36 (1:58) J.Hekker punts 60 yards to SF 4, Center-J.McQuaide, out of bounds.

San Francisco 49ers at 1:51

1-10-SF 4 (1:51) F.Gore left tackle to SF 5 for 1 yard (R.Quinn).

2-9-SF 5 (1:23) C.Kaepernick scrambles right end ran ob at SF 9 for 4 yards (A.Ogletree).

3-5-SF 9 (:43) (Shotgun) C.Kaepernick pass short right to J.Baldwin to SF 13 for 4 yards (T.Johnson).

END OF QUARTER

	Score	Time Poss	First Downs				Efficiencies	
			R	P	X	T	3 Down	4 Down
San Francisco 49ers	21	10:52	1	4	1	6	2/5	0/0
St. Louis Rams	3	4:08	0	1	0	1	0/4	0/0

Fourth Quarter

9/26/2013

Play By Play

San Francisco 49ers continued.

4-1-SF 13 (15:00) A.Lee punts 59 yards to SL 28, Center-K.McDermott. T.Austin to SL 37 for 9 yards (M.Wilhoite).

St. Louis Rams at 14:48

1-10-SL 37 (14:48) (Shotgun) S.Bradford pass short left to C.Givens to SL 48 for 11 yards (A.Brooks). P11

1-10-SL 48 (14:26) (Shotgun) PENALTY on SL-S.Wells, False Start, 5 yards, enforced at SL 48 - No Play.

1-15-SL 43 (14:11) (Shotgun) S.Bradford pass short middle to A.Pettis to SL 49 for 6 yards (M.Wilhoite).

2-9-SL 49 (13:49) (Shotgun) S.Bradford pass incomplete short right to T.Austin.

3-9-SL 49 (13:45) (Shotgun) S.Bradford pass incomplete short left to C.Givens (T.Brown). SL-J.Barksdale was injured during the play.

4-9-SL 49 (13:37) J.Hekker punts 22 yards to SF 29, Center-J.McQuaide, downed by SL-R.Armstrong.

San Francisco 49ers at 13:25

1-10-SF 29 (13:25) F.Gore left end to SF 36 for 7 yards (J.Jenkins; R.McLeod).

2-3-SF 36 (12:44) C.Kaepernick sacked at SF 28 for -8 yards (sack split by C.Long and M.Brockers).

3-11-SF 28 (12:04) (Shotgun) C.Kaepernick pass incomplete short middle to F.Gore [M.Brockers].

4-11-SF 28 (11:58) A.Lee punts 49 yards to SL 23, Center-K.McDermott. T.Austin to SL 21 for -2 yards (E.Reid).

St. Louis Rams at 11:44

1-10-SL 21 (11:44) (Shotgun) S.Bradford pass short left to T.Austin to SL 25 for 4 yards (T.Brown).

2-6-SL 25 (11:18) (Shotgun) S.Bradford sacked at SL 18 for -7 yards (N.Bowman). FUMBLES (N.Bowman), touched at SL 12, RECOVERED by SF-T.Jerod-Eddie at SL 3. T.Jerod-Eddie to SL 3 for no gain (S.Wells).

San Francisco 49ers at 11:03

1-3-SL 3 (11:03) A.Dixon left tackle to SL 1 for 2 yards (A.Ogletree).

2-1-SL 1 (10:25) A.Dixon right tackle for 1 yard, TOUCHDOWN. R16

P.Dawson extra point is GOOD, Center-K.McDermott, Holder-A.Lee.

SF 28 SL 3, 2 plays, 3 yards, 0:48 drive, 4:45 elapsed

P.Dawson kicks 63 yards from SF 35 to SL 2. B.Cunningham to SL 20 for 18 yards (R.Ventrone).

St. Louis Rams at 10:15, (1st play from scrimmage 10:10)

1-10-SL 20 (10:10) (Shotgun) S.Bradford sacked at SL 20 for 0 yards (A.Brooks).

2-10-SL 20 (9:54) (Shotgun) S.Bradford pass incomplete short left to B.Quick.

3-10-SL 20 (9:46) (Shotgun) S.Bradford pass short right to D.Richardson to SL 28 for 8 yards (T.Brock).

4-2-SL 28 (9:09) J.Hekker punts 57 yards to SF 15, Center-J.McQuaide, fair catch by K.Williams.

San Francisco 49ers at 9:00

1-10-SF 15 (9:00) K.Hunter left tackle to SF 18 for 3 yards.

PENALTY on SF-A.Boone, Offensive Holding, 8 yards, enforced at SF 15 - No Play.

1-18-SF 7 (8:45) K.Hunter right tackle to SF 10 for 3 yards (R.Armstrong).

2-15-SF 10 (8:07) A.Dixon left end pushed ob at SF 13 for 3 yards (M.Giordano).

3-12-SF 13 (7:30) K.Hunter up the middle to SF 25 for 12 yards (J.Laurinaitis). R17

1-10-SF 25 (6:49) C.Kaepernick FUMBLES (Aborted) at SF 22, RECOVERED by SL-R.Armstrong at SF 24. R.Armstrong to SF 24 for no gain (M.Iupati).

St. Louis Rams at 6:41

1-10-SF 24 (6:41) (Shotgun) S.Bradford pass short left to A.Pettis to SF 17 for 7 yards (T.Brock).

2-3-SF 17 (6:16) (Shotgun) S.Bradford pass short left to C.Givens to SF 12 for 5 yards (T.Brown). P12

1-10-SF 12 (5:54) (Shotgun) S.Bradford pass incomplete short middle to C.Givens.

PENALTY on SF-D.Whitner, Unnecessary Roughness, 6 yards, enforced at SF 12. X13

1-6-SF 6 (5:47) (Shotgun) S.Bradford pass short middle to L.Kendricks for 6 yards, TOUCHDOWN. P14

TWO-POINT CONVERSION ATTEMPT. B.Cunningham rushes up the middle. ATTEMPT SUCCEEDS.

SF 28 SL 11, 4 plays, 24 yards, 1 penalty, 0:57 drive, 9:16 elapsed

J.Hekker kicks onside 7 yards from SL 35 to SL 42, out of bounds.

San Francisco 49ers at 5:44, (1st play from scrimmage 5:43)

1-10-SL 42 (5:43) K.Hunter right end to SL 41 for 1 yard (J.Jenkins).

PENALTY on SL-J.Jenkins, Face Mask (15 Yards), 15 yards, enforced at SL 41. X18

1-10-SL 26 (5:25) K.Hunter up the middle to SL 24 for 2 yards (R.Armstrong).

2-8-SL 24 (4:37) K.Hunter up the middle to SL 24 for no gain (C.Long; K.Langford).

Timeout #1 by SL at 04:32.

San Francisco 49ers vs St. Louis Rams at Edward Jones Dome

3-8-SL 24 (4:32) *PENALTY on SF-G.Celek, False Start, 5 yards, enforced at SL 24 - No Play.*

3-13-SL 29 (4:32) **K.Hunter right end for 29 yards, TOUCHDOWN.**

R19

P.Dawson extra point is GOOD, Center-K.McDermott, Holder-A.Lee.

SF 35 SL 11, 4 plays, 42 yards, 1 penalty, 1:19 drive, 10:35 elapsed

P.Dawson kicks 65 yards from SF 35 to end zone, Touchback.

St. Louis Rams at 4:25

1-10-SL 20 (4:25) B.Cunningham up the middle to SL 21 for 1 yard (T.Jerod-Eddie).

2-9-SL 21 (3:52) B.Cunningham right guard to SL 28 for 7 yards (G.Dorsey).

3-2-SL 28 (3:17) S.Bradford pass incomplete short right to B.Quick (T.Brock).

4-2-SL 28 (3:11) J.Hekker punts 59 yards to SF 13, Center-J.McQuaide, downed by SL-D.Bates.

San Francisco 49ers at 3:00

1-10-SF 13 (3:00) K.Hunter up the middle to SF 18 for 5 yards (R.Armstrong).

2-5-SF 18 (2:19) K.Hunter left tackle to SF 19 for 1 yard (G.Rivers).

Two-Minute Warning

3-4-SF 19 (2:00) L.James left tackle to SF 19 for no gain (J.Laurinaitis). SF-J.Staley was injured during the play. His return is Doubtful.

Timeout #2 by SF at 01:50. Injury timeout.

4-4-SF 19 (1:50) A.Lee punts 56 yards to SL 25, Center-K.McDermott, fair catch by T.Austin.

St. Louis Rams at 1:43

1-10-SL 25 (1:43) S.Bradford kneels to SL 24 for -1 yards.

2-11-SL 24 (1:02) S.Bradford kneels to SL 22 for -2 yards.

3-13-SL 22 (:31) S.Bradford kneels to SL 21 for -1 yards.

END OF QUARTER

		Time	First Downs				Efficiencies	
	Score	Poss	R	P	X	T	3 Down	4 Down
San Francisco 49ers	35	7:36	3	0	1	4	2/4	0/0
St. Louis Rams	11	7:24	0	3	1	4	0/4	0/0

Miscellaneous Statistics Report

San Francisco 49ers vs St. Louis Rams

9/26/2013 at Edward Jones Dome

Ten Longest Plays for San Francisco 49ers

Yards	Qtr	Play Start	Play Description
42	2	3-10-SF 47	(7:51) (Shotgun) C.Kaepernick pass deep left to A.Boldin to SL 11 for 42 yards (R.McLeod). Penalty on SL-C.Finnegan, Defensive Holding, declined.
34	2	4-1-SL 34	(:44) F.Gore right tackle for 34 yards, TOUCHDOWN.
29	4	3-13-SL 29	(4:32) K.Hunter right end for 29 yards, TOUCHDOWN.
27	2	1-10-SF 20	(9:17) F.Gore up the middle pushed ob at SF 47 for 27 yards (A.Ogletree).
20	2	3-19-SL 20	(6:30) (Shotgun) C.Kaepernick pass short right to A.Boldin for 20 yards, TOUCHDOWN. The Replay Assistant challenged the runner was in bounds ruling, and the play was Upheld.
18	1	1-10-50	(11:19) F.Gore right guard to SL 32 for 18 yards (J.Laurinaitis).
17	2	2-3-SF 40	(2:00) F.Gore left tackle pushed ob at SL 43 for 17 yards (R.McLeod).
16	3	1-10-SF 27	(13:48) C.Kaepernick pass deep right to A.Boldin ran ob at SF 43 for 16 yards.
16	4	1-10-SL 42	(5:43) K.Hunter right end to SL 41 for 1 yard (J.Jenkins). PENALTY on SL-J.Jenkins, Face Mask (15 Yards), 15 yards, enforced at SL 41.
15	3	3-9-SF 44	(12:39) (Shotgun) C.Kaepernick pass short middle to J.Baldwin to SL 41 for 15 yards (T.Johnson).

Ten Longest Plays for St. Louis Rams

Yards	Qtr	Play Start	Play Description
27	1	1-10-SL 43	(9:06) S.Bradford pass short left to B.Quick to SF 43 for 14 yards (T.Brown).
27	2	1-10-SL 30	(5:44) (Shotgun) S.Bradford pass deep left to A.Pettis to SF 43 for 27 yards (T.Brown).
20	2	3-9-SL 9	(13:04) (Shotgun) S.Bradford pass short left to C.Givens to SL 29 for 20 yards (N.Bowman; T.Brown).
18	2	2-9-SL 30	(11:43) (Shotgun) S.Bradford pass deep right to J.Cook to SL 48 for 18 yards (D.Whitner).
17	3	1-10-SL 24	(8:44) S.Bradford pass short right to B.Cunningham to SL 41 for 17 yards (A.Brooks).
13	1	1-10-SL 20	(15:00) S.Bradford pass short left to C.Givens pushed ob at SL 33 for 13 yards (T.Brown).
11	1	3-8-SL 7	(3:36) (Shotgun) S.Bradford pass short left to J.Cook to SL 18 for 11 yards (D.Whitner) [C.Lemonier].
11	4	1-10-SL 37	(14:48) (Shotgun) S.Bradford pass short left to C.Givens to SL 48 for 11 yards (A.Brooks).
10	2	1-10-SL 20	(6:22) S.Bradford pass short right to A.Pettis to SL 30 for 10 yards (M.Wilhoite).
9	1	3-8-SL 35	(13:50) (Shotgun) S.Bradford pass short right to A.Pettis to SL 44 for 9 yards (T.Brock).

Touchdown Scoring Information

		Offense	Defense	Special Teams
VISITOR	San Francisco 49ers	5	0	0
HOME	St. Louis Rams	1	0	0

Player Scoring Information

Club	Player	TD	Rush TD	Rec TD	KO TD	Punt TD	Int TD	Fum TD	Misc TD	FG	XP	2Pt Rush	2Pt Rec	Sfty	Points
SF	F.Gore	0	1	0	0	0	0	0	0	0	0	0	0	0	6
SF	K.Hunter	0	1	0	0	0	0	0	0	0	0	0	0	0	6
SF	A.Dixon	0	1	0	0	0	0	0	0	0	0	0	0	0	6
SF	A.Boldin	0	0	1	0	0	0	0	0	0	0	0	0	0	6
SF	V.Davis	0	0	1	0	0	0	0	0	0	0	0	0	0	6
SF	P.Dawson	0	0	0	0	0	0	0	0	0	5	0	0	0	5
SL	L.Kendricks	0	0	1	0	0	0	0	0	0	0	0	0	0	6
SL	G.Zuerlein	0	0	0	0	0	0	0	0	1	0	0	0	0	3
SL	B.Cunningham	0	0	0	0	0	0	0	0	0	0	1	0	0	2

Possession Detail

	First Half		Second Half		Game	
	Visitor	Home	Visitor	Home	Visitor	Home
Largest Lead	11	3	25	0	25	3
Drives Leading	2	2	10	0	12	2
Time of Possession Leading	3:23	8:28	18:28	0:00	21:51	8:28
Largest Deficit	-3	-11	0	-25	-3	-25
Drives Trailing	3	2	0	10	3	12
Time of Possession Trailing	7:19	2:59	0:00	11:32	7:19	14:31
Times Score Tied Up		0		0		0
Lead Changes		2		0		2

Playtime Percentage

Percent of playtime per player on offense, defense and special teams

San Francisco 49ers

St. Louis Rams

		San Francisco 49ers				St. Louis Rams							
		Offense		Defense		Special Teams		Offense		Defense		Special Teams	
J Staley	T	69	100%			6	16%	H Dahl	G	67	100%	1	3%
A Boone	G	69	100%			6	16%	C Williams	G	67	100%	1	3%
J Goodwin	C	69	100%					J Barksdale	T	67	100%	1	3%
C Kaepernick	QB	67	97%					S Bradford	QB	67	100%		
A Davis	T	62	90%			6	16%	S Wells	C	67	100%		
M Iupati	G	62	90%			6	16%	J Long	T	66	99%		
A Boldin	WR	54	78%			1	3%	A Pettis	WR	60	90%	2	5%
V McDonald	TE	49	71%			8	22%	C Givens	WR	57	85%		
V Davis	TE	49	71%					J Cook	TE	56	84%		
F Gore	RB	42	61%					T Austin	WR	40	60%	8	22%
B Miller	FB	36	52%			11	30%	D Richardson	RB	40	60%		
K Williams	WR	22	32%			12	32%	L Kendricks	TE	31	46%	1	3%
K Hunter	RB	19	28%					B Cunningham	RB	25	37%	11	30%
J Baldwin	WR	16	23%					B Quick	WR	19	28%	2	5%
G Celek	TE	15	22%			7	19%	C Harkey	TE	6	9%	29	78%
K Osgood	WR	13	19%			22	59%	M Starks	T	1	1%		
A Snyder	G	13	19%			6	16%	Z Stacy	RB	1	1%		
A Dixon	RB	11	16%			24	65%	A Ogletree	LB			69	100%
D Kilgore	C	9	13%			8	22%	R McLeod	FS			69	100%
Q Patton	WR	7	10%					J Laurinaitis	LB			69	100%
L James	RB	4	6%			2	5%	J Jenkins	CB			68	99%
C McCoy	QB	2	3%					C Long	DE			60	87%
E Reid	FS			64	96%	8	22%	R Quinn	DE			56	81%
T Brown	CB			64	96%	6	16%	T Johnson	CB			51	74%
C Rogers	CB			64	96%			K Langford	DT			51	74%
N Bowman	LB			61	91%	1	3%	M Brockers	DT			49	71%
D Whitner	SS			61	91%			T McDonald	SS			41	59%
M Wilhoite	LB			60	90%	14	38%	W Witherspoon	LB			39	57%
A Brooks	LB			56	84%	6	16%	M Giordano	SS			30	43%
R McDonald	DT			53	79%			E Sims	DE			23	33%
T Brock	CB			44	66%	20	54%	C Finnegan	CB			21	30%
C Lemonier	LB			43	64%	20	54%	J Cudjo	DT			17	25%
J Smith	DT			43	64%	6	16%	R Armstrong	LB			16	23%
D Skuta	LB			32	48%	17	46%	M Conrath	DT			15	22%
G Dorsey	NT			26	39%	6	16%	G Rivers	DE			8	12%
T Jerod-Eddie	NT			21	31%	6	16%	D Stewart	FS			7	10%
D Dobbs	TE			14	21%	14	38%	C Reynolds	RB				29
P Cox	CB			13	19%	1	3%	D Bates	LB				28
N Stupar	LB			6	9%	24	65%	S Bailey	WR				25
C Dahl	SS			6	9%	23	62%	B McGee	CB				22
C Spillman	FS			3	4%	26	70%	J Hekker	P				13
D Morris	DB			3	4%	15	41%	J McQuaide	LS				12
R Ventrone	SS					25	68%	T Barnes	C				8
A Lee	P					15	41%	G Zuerlein	K				3
P Dawson	K					14	38%						

K McDermott

LS

14 38% S Smith

G

1 3%

ALL-TIME REGULAR SEASON SERVICE

MOST SEASONS PLAYED

Player	Seasons
1. John Brodie (1957–1973)	17
2. Jerry Rice (1985–2000)	16
Jimmy Johnson (1961–1976)	16
4. Charlie Krueger (1959–1973)	15
5. Bryant Young (1994–2007)	14
Matt Hazeltine (1955–1968)	14
Leo Nomellini (1950–1963)	14

MOST CONSECUTIVE GAMES PLAYED

Player	Games
1. Brian Jennings (2000–2012)	208
Len Rohde (1960–1974)	208
3. Jerry Rice (1985–2000)	189
4. Leo Nomellini (1950–1963)	174

MOST REGULAR SEASON GAMES PLAYED

Player	Pos	Years	Seasons	Games
1. Jerry Rice	WR	1985–2000	16	238
2. Jimmy Johnson	DB/HB	1961–1976	16	213
3. Brian Jennings	TE/LS	2000–2012	13	208
Bryant Young	DT	1994–2007	14	208
Len Rohde	T	1960–1974	15	208
6. John Brodie	QB	1957–1973	17	201
7. Charlie Krueger	DT	1959–1973	15	198
8. Randy Cross	G/C	1976–1988	13	185
9. Jesse Sapolu	G/C	1983–1997	15	182
10. Matt Hazeltine	LB	1955–1968	14	176

MOST REGULAR SEASON GAMES PLAYED BY POSITION

Quarterbacks	Pos	Years	Seasons	Games
1. John Brodie	QB	1957–1973	17	201
2. Joe Montana	QB	1979–1992	14	167
3. Steve Young	QB	1987–1999	13	150
4. Y.A. Tittle	QB	1951–1960	10	112
5. Steve Spurrier	QB	1967–1975	9	92
6. Alex Smith	QB	2005–2012	8	80
7. Jeff Garcia	QB	1999–2003	5	74
8. Elvis Grbac	QB	1993–1996	4	43
9. Steve DeBerg	QB	1978–1980	3	39
Billy Kilmer	QB	1961–1966	6	39

Offensive Linemen	Pos	Years	Seasons	Games
1. Len Rohde	T	1960–1974	15	208
2. Keith Fahnhorst	T	1974–1987	14	193
3. Randy Cross	G/C	1976–1988	13	185
4. Jesse Sapolu	G/C	1983–1997	15	182
5. Steve Wallace	T	1986–1996	11	166
6. Bruce Bosley	C/G	1956–1968	13	163
7. John Ayers	G	1977–1986	10	148
8. Guy McIntyre	G	1984–1993	10	145
9. Fred Quillan	C	1978–1987	10	143
10. Harris Barton	T	1987–1996	10	138

WRs/TEs	Pos	Years	Seasons	Games
1. Jerry Rice	WR	1985–2000	16	238
2. Brian Jennings	TE/LS	2000–2012	13	208
3. Brent Jones	TE	1987–1997	11	143
4. Mike Wilson	WR	1981–1990	10	136
5. Dwight Clark	WR	1979–1987	9	134
6. Gene Washington	WR	1969–1977	9	124
7. Terrell Owens	WR	1996–2003	8	121
John Taylor	WR	1987–1995	9	121
9. Freddie Solomon	WR	1978–1985	8	114
10. J.J. Stokes	WR	1995–2002	8	111

Running Backs	Pos	Years	Seasons	Games
1. Joe Perry	FB	1950–1963	12	131
2. Ken Willard	FB	1965–1973	9	125
3. Roger Craig	RB	1983–1990	8	121
4. Frank Gore	RB	2005–*	9	120
5. Tom Rathman	FB	1986–1993	8	115
6. Fred Beasley	FB	1998–2005	8	114
7. Terry Jackson	RB	1999–2005	7	100
8. Hugh McElhenny	HB	1952–1960	9	97
J.D. Smith	HB	1956–1964	9	97
10. Dexter Carter	RB	1990–1996	7	90

Defensive Linemen	Pos	Years	Seasons	Games
1. Bryant Young	DT	1994–2007	14	208
2. Charlie Krueger	DT	1959–1973	15	198
3. Leo Nomellini	DT	1950–1963	14	174
4. Roland Lakes	DT	1961–1970	10	140
5. Cedrick Hardman	DE	1970–1979	10	139
6. Tommy Hart	DE	1968–1977	10	131
7. Michael Carter	NT	1984–1992	9	121
8. Dwaine Board	DE	1979–1988	10	117
9. Dennis Brown	DE	1990–1996	7	110
10. Dana Stubblefield	DT	1993–2002	9	108

Linebackers	Pos	Years	Seasons	Games
1. Matt Hazeltine	LB	1955–1968	14	176
2. Keena Turner	LB	1980–1990	11	153
Dave Wilcox	LB	1964–1974	11	153
4. Frank Nunley	LB	1967–1976	10	137
5. Willie Harper	LB	1973–1983	11	134
Mike Walter	LB	1984–1993	10	134
7. Jeff Ulbrich	LB	2000–2009	10	120
8. Skip Vanderbundt	LB	1969–1977	9	119
9. Ken Norton	LB	1994–2000	7	112
10. Karl Rubke	C/LB	1957–1965	9	104
Derek Smith	LB	2001–2007	7	104

Secondary	Pos	Years	Seasons	Games
1. Jimmy Johnson	DB/HB	1961–1976	16	213
2. Mel Phillips	DB	1966–1977	12	147
3. Ronnie Lott	S	1981–1990	10	129
4. Merton Hanks	S	1991–1998	8	125
5. Don Griffin	CB	1986–1993	8	114
6. Tim McDonald	S	1993–1999	7	111
7. Eric Wright	CB	1981–1990	10	110
8. Bruce Taylor	CB	1970–1977	8	100
9. Dwight Hicks	S	1979–1985	7	96
10. Kermit Alexander	DB	1963–1969	7	94

Kickers	Pos	Years	Seasons	Games
1. Ray Wersching	K	1977–1987	11	155
2. Tommy Davis	K	1959–1969	11	138
3. Mike Cofer	K	1988–1993	6	96
4. Joe Nedney	K	2005–2010	6	86
5. Bruce Gossett	K	1970–1974	5	70

Punters	Pos	Years	Seasons	Games
1. Andy Lee	P	2004–*	10	148
2. Tom Wittum	P	1973–1977	5	70
3. Max Runager	P	1984–1988	5	59
4. Tommy Thompson	P	1995–1997	3	48
5. Barry Helton	P	1988–1990	3	47

ALL-TIME REGULAR SEASON SCORING

ALL-TIME LEADING SCORERS

Player	Years	Gms	TDs	Rsh	Rec	Ret	2-pt	PAT	FG	Pts
1. Jerry Rice	1985–2000	238	187	10	176	1	4	0/0	0/0	1,130
2. Ray Wersching	1977–1987	155	0	0	0	0	0	409/425	190/261	979
3. Tommy Davis	1959–1969	138	0	0	0	0	0	348/350	130/276	738
4. Mike Cofer	1988–1993	96	0	0	0	0	0	289/297	128/194	673
5. Gordy Soltau	1950–1958	107	25	0	25	0	0	284/302	70/138	644
6. Joe Nedney	2005–2010	86	0	0	0	0	0	154/154	129/149	541
7. Terrell Owens	1996–2003	121	83	2	81	0	2	0/0	0/0	502
8. Bruce Gossett	1970–1974	70	0	0	0	0	0	163/168	99/153	460
9. Roger Craig	1983–1990	121	66	50	16	0	0	0/0	0/0	396
10. Frank Gore	2005–*	120	64	53	10	1	1	0/0	0/0	386
11. Ken Willard	1965–1973	125	61	45	16	0	0	0/0	0/0	366
12. Gene Washington	1969–1977	124	59	0	59	0	0	0/0	0/0	354
13. Joe Perry	1950–1963	131	57	50	7	0	0	6/7	1/6	351
14. Hugh McElhenny	1952–1960	97	51	35	15	1	0	0/0	0/0	306
15. Billy Wilson	1951–1960	100	49	0	49	0	0	0/0	0/0	294
16. Dwight Clark	1979–1987	134	48	0	48	0	0	0/0	0/0	288
Freddie Solomon	1978–1985	114	48	3	43	0	0	0/0	0/0	288
18. Wade Richey	1998–2000	48	0	0	0	0	0	122/127	54/72	284
19. John Taylor	1987–1995	121	46	0	43	3	0	0/0	0/0	276
20. J.D. Smith	1956–1964	97	42	37	5	0	0	0/0	0/0	252

MOST POINTS IN SINGLE SEASON

Player	Year	TDs	XPM	XPA	FGM	FGA	2pt	Pts
1. David Akers	2011	0	34	34	44	52	0	166
2. Jerry Rice	1987	23	0	0	0	0	0	138
3. Mike Cofer	1989	0	49	51	29	36	0	136
4. David Akers	2012	0	44	44	29	42	0	131
Ray Wersching	1984	0	56	56	25	35	0	131
5. Jeff Wilkins	1996	0	40	40	30	34	0	130
6. Ray Wersching	1983	0	51	51	25	30	0	126
7. Gary Anderson	1997	0	38	38	29	36	0	125
8. Mike Cofer	1988	0	40	41	27	38	0	121
Joe Nedney	2008	0	34	34	29	33	0	121
10. Ray Wersching	1986	0	41	42	25	35	0	116
Joe Nedney	2006	0	29	29	29	35	0	116

Led NFL

Led Conference

+ NFL Record

LONGEST FIELDS GOALS

Player	Game	Lg
1. David Akers	at GB (9/9/12)	+63
2. Joe Nedney	at StL (12/24/05)	56
Mike Cofer	at Atl. (10/14/90)	56
4. David Akers	at Det. (10/16/11)	55
David Akers	vs. Dal. (9/18/11)	55
6. David Akers	at Sea. (12/23/12)	54
Steve Mike–Mayer	at LA Rams (11/9/75)	54
Bruce Gossett	vs. NO (10/21/73)	54
9. David Akers	at Cin. (9/25/11)	53
David Akers	at Sea. (12/24/11)	53
Joe Nedney	vs. Phi. (10/12/08)	53
Ray Wersching	at Det. (9/2/84)	53
Tommy Davis	at LA Rams (10/17/65)	53
Tommy Davis	vs. Chi. (10/4/64)	53

ALL-TIME SCORING

Touchdowns by Rushing	956
Touchdowns by Receptions	1,330
Touchdowns by Interception Return	79
Touchdowns by Kickoff Return	21
Touchdowns by Punt Return	30
Fields Goals Made	1,113
Safeties	28

50+ YARD FIELD GOALS, Career

Player	No.
1. Joe Nedney	10
2. David Akers	9
3. Mike Cofer	5
4. Ray Wersching	4
Tommy Davis	4
6. Todd Peterson	2
Bruce Gossett	2

FIELD GOAL PCT., Career

Player	Pct.
1. Joe Nedney, 129–149	86.6
2. David Akers, 73–94	77.7
3. Ray Wersching, 190–261	72.8
4. Mike Cofer, 128–191	67.0
5. Bruce Gossett, 99–153	64.7

SAFETIES, Career

Player	Safeties
1. Bryant Young	3
Charlie Krueger	3
3. Leo Nomellini	2
4. 17 Players	1
(Last, Ray McDonald 11/19/12 vs. Chi.)	

MOST TOUCHDOWNS, Career

Player	TD
1. Jerry Rice (WR)	187
2. Terrell Owens (WR)	83
3. Roger Craig (RB)	66
4. Frank Gore (RB)	64
5. Ken Willard (FB)	61
6. Gene Washington (WR)	59
7. Joe Perry (FB)	57
8. Hugh McElhenny (HB)	51
9. Billy Wilson (E)	49
10. Dwight Clark (WR)	48
Freddie Solomon (WR)	48

MOST FGs MADE, Career

Player	FGM
1. Ray Wersching	190
2. Tommy Davis	130
3. Joe Nedney	129
4. Mike Cofer	128
5. Bruce Gossett	99
6. David Akers	73
7. Gordie Soltau	70
8. Wade Richey	54
9. Jeff Wilkins	42
10. Jose Cortez	36

MOST FGs ATTEMPTED, Career

Player	FGA
1. Tommy Davis	276
2. Ray Wersching	261
3. Mike Cofer	191
4. Bruce Gossett	153
5. Joe Nedney	149
6. Gordie Soltau	139
7. David Akers	94
8. Wade Richey	72
9. Steve Mike–Mayer	56
10. Jose Cortez	50

MOST PATs MADE, Career

Player	PAT
1. Ray Wersching	409
2. Tommy Davis	348
3. Mike Cofer	289
4. Gordie Soltau	284
5. Bruce Gossett	163
6. Joe Nedney	154
7. Wade Richey	122
8. Doug Brien	79
9. David Akers	78
10. Jose Cortez	74

MOST PATs ATTEMPTED, Career

Player	PAT
1. Ray Wersching	425
2. Tommy Davis	350
3. Gordie Soltau	303
4. Mike Cofer	296
5. Bruce Gossett	168
6. Joe Nedney	154
7. Wade Richey	127
8. Doug Brien	81
9. David Akers	78
10. Jose Cortez	74

ALL-TIME REGULAR SEASON SCORING

TOP SINGLE-GAME SCORING PERFORMANCES

MOST POINTS

Player	Game	Points
1. Jerry Rice (WR)	at Atl. (10/14/90) – 5 TDs	30
2. Gordy Soltau (E)	vs. LA Rams (10/28/51) – 3 TDs, 1 FG, 5 PATs	26
3. Jerry Rice (WR)	at TB (11/14/93) – 4 TDs	24
Billy Kilmer (QB)	at Min. (10/15/61) – 4 TDs	24
5. Jeff Wilkins (K)	vs. Atl. (9/29/96) – 6 FGs, 3 PATs	21
Gordy Soltau (E)	vs. Bal. (12/13/53) – 2 TDs, 6 PATs, 1 FG	21

MOST TOUCHDOWNS

Player	Game	TDs
1. Jerry Rice (WR)	at Atl. (10/14/90)	5
2. Jerry Rice (WR)	at TB (11/14/93)	4
Billy Kilmer (QB)	at Min. (10/15/61)	4

MOST FIELD GOALS MADE

Player	Game	FGM
1. Jeff Wilkins	vs. Atl. (9/29/96)	6
Ray Wersching	at NO (10/16/83)	6
3. Joe Nedney	vs. TB (10/30/05)	5
Jeff Chandler	vs. Chi. (9/7/03)	5
Bruce Gossett	at Den. (9/23/73)	5

MOST FIELD GOALS ATTEMPTED

Player	Game	FGA
1. David Akers	vs. Arz. (11/20/11)	6
Joe Nedney	vs. TB (10/30/05)	6
Jeff Wilkins	vs. Atl. (9/29/96)	6
Ray Wersching	at NO (10/16/83)	6
Tommy Davis	at LA Rams (10/17/65)	6
Tommy Davis	at Dal. (11/20/60)	6
Gordy Soltau	at GB (11/23/58)	6

MOST PATs MADE

Player	Game	PATs Made
1. Mike Cofer	at Det. (12/19/93)	8
Mike Cofer	vs. Atl. (10/18/92)	8
Mike Cofer	vs. Chi. (10/23/91)	8
Bruce Gossett	at Atl. (10/29/72)	8
Tommy Davis	at Det. (10/1/61)	8

MOST PATs ATTEMPTED

Player	Game	PATs Att.
1. Mike Cofer	at Det. (12/19/93)	8
Mike Cofer	vs. Atl. (10/18/92)	8
Mike Cofer	vs. Chi. (10/23/91)	8
Bruce Gossett	at Atl. (10/29/72)	8
Tommy Davis	at Det. (10/1/61)	8

MOST CONSECUTIVE FIELD GOALS MADE

Player	FG
1. Joe Nedney (11/26/06 to 9/30/07)	18
2. Mike Cofer (12/4/88 to 10/1/89)	17
3. Wade Richey (12/27/98 to 11/7/99)	16
Gary Anderson (9/14/97 to 11/10/97)	16
5. David Akers (10/9/11 to 11/13/11)	15
6. Jose Cortez (9/5/02 to 11/3/02)	13
Bruce Gossett (10/14/73 to 12/2/73)	13

MOST TOUCHDOWNS, Season

Player	TD
1. Jerry Rice (1987), 22 rec., 1 rush	23
2. Jerry Rice (1995), 15 rec., 1 rush, 1 fum. rec.	17
Jerry Rice (1989), 17 rec.	17
4. Terrell Owens (2001), 16 rec.	16
Jerry Rice (1993), 15 rec, 1 rush	16
Jerry Rice (1986), 15 rec., 1 rush	16

MOST FGs MADE, Season

Player	FGM
1. David Akers (2011)	44
2. Jeff Wilkins (1996)	30
3. David Akers (2012)	29
Joe Nedney (2008)	29
Joe Nedney (2006)	29
Gary Anderson (1997)	29
Mike Cofer (1989)	29

MOST CONSECUTIVE GAMES WITH FG MADE

Player	Games
1. David Akers (9/11/11 to current)	32
2. Bruce Gossett (11/29/70 to 10/1/72)	21

MOST FGs ATTEMPTED, Season

Player	FGA
1. David Akers (2011)	52
2. David Akers (2012)	42
3. Mike Cofer (1988)	38
4. Gary Anderson (1997)	36
Mike Cofer (1990)	36
Mike Cofer (1989)	36
Bruce Gossett (1971)	36

MOST PATs MADE, Season

Player	PAT
1. Doug Brien (1994)	60
2. Mike Cofer (1993)	59
3. Ray Wersching (1984)	56
4. Mike Cofer (1992)	53
5. Tommy Davis (1965)	52
Ray Wersching (1985)	52

MOST CONSECUTIVE PATs MADE

Player	PAT
1. Tommy Davis (9/27/59 to 12/12/65)	234

MOST PATs ATTEMPTED, Season

Player	PAT
1. Doug Brien (1994)	62
2. Mike Cofer (1993)	61
3. Ray Wersching (1984)	56
4. Mike Cofer (1992)	54
5. Tommy Davis (1965)	53
Ray Wersching (1985)	53

MOST CONSECUTIVE GAMES WITH A TOUCHDOWN

Player	Games
1. Jerry Rice (12/19/86 to 12/27/87)	13
2. Terrell Owens (11/8/98 to 12/27/98)	8
Jerry Rice (12/8/89 to 11/27/89)	8
Dave Parks (11/7/65 to 9/11/66)	8

ALL-TIME REGULAR SEASON PASSING

ALL-TIME LEADING PASSERS (BY YARDS)

Player	Years	Gms	Att	Cmp	Pct	Yards	TD	INT	Lg	QB	INT	Rat	Pct.
1. Joe Montana	1979–1992 (14)	167	4,600	2,929	63.7	35,124	244	123	96t	93.5	2.7		
2. John Brodie	1957–1973 (17)	201	4,490	2,518	56.1	32,162	230	224	80t	75.0	5.0		
3. Steve Young	1987–1999 (13)	150	3,648	2,400	65.8	29,907	221	86	97t	101.4	2.4		
4. Jeff Garcia	1999–2003 (5)	74	2,360	1,449	61.4	16,408	113	56	76t	88.3	2.4		
5. Y.A. Tittle	1951–1960 (10)	112	2,194	1,226	55.9	16,016	108	134	78t	70.0	6.1		
6. Alex Smith	2005–2012 (8)	80	2,177	1,290	59.3	14,280	81	63	75	79.1	2.9		
7. Steve DeBerg	1978–1980 (3A)	39	1,201	670	55.8	7,220	37	60	93t	63.1	5.0		
8. Steve Spurrier	1967–1975 (9)	92	840	441	52.5	5,250	33	48	81t	61.2	5.7		
9. Tim Rattay	2000–2005 (6)	32	586	356	60.8	3,941	24	18	89t	81.6	3.1		
10. Frankie Albert	1950–1952 (3)	36	601	316	52.6	3,847	27	43	60	57.7	7.2		
11. Shaun Hill	2007–2009 (3)	18	522	322	61.7	3,490	23	11	61	87.3	2.1		
12. Jim Plunkett	1976–1977 (2)	26	491	254	51.7	3,285	22	30	85t	62.5	6.1		
13. Elvis Grbac	1994–1996 (3)	42	430	284	66.0	3,098	18	16	81t	85.6	3.7		
14. Colin Kaepernick	2011–* (3)	20	340	207	60.9	2,705	15	7	57	92.1	2.1		
15. Steve Bono	1989–1993 (5)	34	359	220	61.3	2,558	14	7	78	87.7	1.9		
16. Ken Dorsey	2004–2005 (2)	11	316	171	54.1	1,712	8	11	59	63.7	3.5		
17. George Mira	1964–1968 (5)	47	240	112	46.7	1,711	17	14	79t	70.0	5.8		
18. Norm Snead	1975–1975 (2)	14	237	138	58.2	1,705	11	11	60t	76.7	4.6		
19. J.T. O'Sullivan	2008 (1)	9	220	128	58.2	1,678	8	11	63	73.6	5.0		
20. Tom Owen	1974–1975 (2)	14	235	112	47.7	1,645	11	17	68t	56.4	7.2		

MOST PASSING YARDS IN SINGLE SEASON

Player	Year	Att	Cmp	Pct	Yards	TD	INT	LG	QB	INT	Rat	Pct
1. Jeff Garcia	2000	561	355	63.3	4,278	31	10	69t	97.6	1.8		
2. Steve Young	1998	517	322	62.3	4,170	36	12	81t	101.1	2.3		
3. Steve Young	1993	462	314	68.0	4,023	29	16	80t	101.5	3.5		
4. Steve Young	1994	461	324	70.3	3,969	35	10	69t	112.8	2.2		
5. Joe Montana	1990	520	321	61.7	3,944	26	16	78t	89.0	3.1		
6. Joe Montana	1983	515	332	64.5	3,910	26	12	77t	94.6	2.3		
7. Joe Montana	1985	494	303	61.3	3,653	27	13	73	91.3	2.6		
8. Steve DeBerg	1979	578	347	60.0	3,652	17	21	50	73.1	3.6		
9. Joe Montana	1984	432	279	64.6	3,630	28	10	80t	102.9	2.3		
10. Joe Montana	1981	488	311	63.7	3,565	19	12	78t	88.4	2.5		

Led NFL

Led Conference

MOST CONSECUTIVE COMPLETIONS

Player	Game(s)	Cmp
1. Joe Montana	last 5 vs. Cle. (11/29/87) first 17 at GB (12/6/87)	22
2. Steve Young	at Was. (11/24/96)	19

CONSECUTIVE PASSES WITHOUT INTERCEPTION

Player	Game(s)	Atts
1. Alex Smith	12 passes at Bal. (11/24/11) to 33 passes at Min. (9/23/12)	249
2. Steve Young	22 passes vs. Min. (10/3/93) to 12 passes at LA Rams (11/28/93)	184
3. Joe Montana	12 passes at Phi. (9/24/89) to 6 passes vs. GB (11/19/89)	154

CONSECUTIVE GAMES WITH TOUCHDOWN PASS

Player	Game(s)	Games
1. Steve Young	at Det. (10/9/94) to vs. StL (11/26/95) note: DNP in 5 games in 1995	18
2. Steve Young	vs. NYJ (9/6/98) to vs. StL (12/27/98) note: EQ on 11/8/98	15
3. Joe Montana	vs. Buf. (12/17/89) to vs. NYG (12/3/90)	14

BEST QB RATING, Career

Player	QB Rat
1. Steve Young	101.4
2. Joe Montana	93.5
3. Jeff Garcia	88.3
4. Shaun Hill	87.3
5. Tim Rattay	81.6
6. Alex Smith	79.1
7. John Brodie	75.0
8. Y.A. Tittle	70.0
9. Steve DeBerg	63.1
10. Steve Spurrier	61.2

(min. 500 attempts)

AVG YDS PER ATTEMPT, Career

Player	Y/A
1. Steve Young	8.20
2. Joe Montana	7.64
3. Y.A. Tittle	7.30
4. John Brodie	7.16
5. Jeff Garcia	6.95

(min. 500 attempts)

MOST ATTEMPTS, Career

Player	Att
1. Joe Montana	4,600
2. John Brodie	4,490
3. Steve Young	3,648
4. Jeff Garcia	2,360
5. Y.A. Tittle	2,194
6. Alex Smith	2,177
7. Steve DeBerg	1,201
8. Steve Spurrier	840
9. Frankie Albert	601
10. Tim Rattay	586

MOST COMPLETIONS, Career

Player	Comp
1. Joe Montana	2,929
2. John Brodie	2,518
3. Steve Young	2,400
4. Jeff Garcia	1,449
5. Alex Smith	1,290
6. Y.A. Tittle	1,226
7. Steve DeBerg	670
8. Steve Spurrier	441
9. Tim Rattay	322
10. Shaun Hill	322

MOST TD PASSES, Career

Player	TD
1. Joe Montana	244
2. John Brodie	230
3. Steve Young	221
4. Jeff Garcia	113
5. Y.A. Tittle	108
6. Alex Smith	81
7. Steve DeBerg	37
8. Steve Spurrier	33
9. Frankie Albert	27
10. Tim Rattay	24

MOST INTs, Career

Player	INT
1. John Brodie	224
2. Y.A. Tittle	134
3. Joe Montana	123
4. Steve Young	86
5. Alex Smith	63
6. Steve DeBerg	60
7. Jeff Garcia	56
8. Steve Spurrier	48
9. Frankie Albert	43
10. Jim Plunkett	30

BEST COMPLETION PCT., Career

Player	Comp. %
1. Steve Young	65.8
2. Joe Montana	63.7
3. Shaun Hill	61.7
4. Jeff Garcia	61.4
5. Tim Rattay	60.8
6. Alex Smith	59.3
7. John Brodie	56.1
8. Y.A. Tittle	55.9
9. Steve DeBerg	55.8
10. Frankie Albert	52.6

(min. 500 attempts)

ALL-TIME REGULAR SEASON PASSING

TOP SINGLE-GAME PASSING

MOST PASSING YARDS

Player	Game	Yards
1. Joe Montana	at Atl. (10/14/90)	476
2. Steve Young	at LA Rams (11/28/93)	462
3. Joe Montana	at LA Rams (12/11/89)	458
4. Steve Young	vs. Buf. (9/13/92)	449
5. Joe Montana	at Was. (11/17/86)	441

MOST ATTEMPTS

Player	Game	Att
1. Joe Montana	at Was. (11/17/86)	60
2. Joe Montana	at Atl. (10/6/85)	57
Tim Rattay	vs. Arz. (10/10/04)	57
4. Jeff Garcia	at Dal. (12/8/02)	55
5. Jeff Garcia	at Car. (11/18/01)	54
Steve DeBerg	at Atl. (12/16/79)	54
John Brodie	at Chi. (11/13/66)	54

MOST COMPLETIONS

Player	Game	Cmp
1. Tim Rattay	vs. Arz. (10/10/04)	38
2. Joe Montana	at Atl. (10/6/85)	37
3. Jeff Garcia	vs. Chi. (12/17/00)	36
Jeff Garcia	at Dal. (12/8/02)	36
5. Jeff Garcia	at Car. (11/18/01)	34
Joe Montana	at Pit. (9/13/87)	34

MOST TOUCHDOWN PASSES

Player	Game	TD
1. Joe Montana	at Atl. (10/14/90)	6
2. Joe Montana	at Phi. (9/24/89)	5
Joe Montana	at Atl. (10/6/85)	5
Steve Spurrier	at Chi. (11/19/72)	5
John Brodie	at Min. (11/28/65)	5

MOST INTERCEPTIONS

Player	Game	INT
1. John Brodie	at Det. (11/4/73)	6
2. Steve DeBerg	at Dal. (10/12/80)	5
Scott Bull	vs. Pit. (11/27/78)	5
Tom Owen	at Cle. (12/1/74)	5
John Brodie	vs. Bal. (11/29/64)	5
Y.A. Tittle	vs. Bal. (12/5/59)	5
Y.A. Tittle	at Bal. (11/30/58)	5
Frankie Albert	vs. Pit. (12/7/52)	5

HIGHEST COMPLETION PERCENTAGE (20+ atts)

Player	Game	Pct.
1. Steve Young	vs. Det. (10/20/91), 18–20	90.0
2. Steve Young	vs. NO (9/14/97), 18–21	85.7
3. John Brodie	vs. Atl. (9/29/68), 17–20	85.0
4. Joe Montana	vs. Atl. (9/25/83), 27–32	84.4

AVERAGE YARDS PER ATTEMPT (20+ atts)

Player	Game	Y/A
1. Steve Young	vs. Det. (12/19/93)	15.39
2. Steve Young	vs. LA Rams (11/28/93)	14.44
3. Steve Young	vs. Atl. (10/18/92)	14.25
4. Steve Young	vs. Atl. (9/21/97)	14.00

MOST ATTEMPTS, Season

Player	Att
1. Steve DeBerg (1979)	578
2. Jeff Garcia (2000).....	561
3. Jeff Garcia (2002).....	528
4. Joe Montana (1990)	520
5. Steve Young (1998).....	517

MOST COMPLETIONS, Season

Player	Cmp
1. Jeff Garcia (2000).....	355
2. Steve DeBerg (1979)	347
3. Joe Montana (1983)	332
4. Jeff Garcia (2002).....	328
5. Steve Young (1994).....	324

MOST TD PASSES, Season

Player	TD
1. Steve Young (1998).....	36
2. Steve Young (1994).....	35
3. Jeff Garcia (2001).....	32
4. Jeff Garcia (2000).....	31
Joe Montana (1987)	31

MOST INTs, Season

Player	INT
1. Y.A. Tittle (1955)	28
2. John Brodie (1971).....	24
3. Frankie Albert (1950).....	23
4. Steve DeBerg (1978)	22
John Brodie (1966).....	22

BEST COMP. PCT., Season

Player	Pct
1. Steve Young (1994).....	70.3
2. Joe Montana (1989)	70.2
3. Steve Young (1993).....	68.0
4. Steve Young (1996).....	67.7
5. Steve Young (1997).....	67.7

BEST QB RATING, Season

Player	Rat
1. Steve Young (1994).....	112.8
2. Joe Montana (1989)	112.4
3. Steve Young (1992).....	107.0
4. Steve Young (1997).....	104.7
5. Joe Montana (1984)	102.9

FEWEST INTs, Season

Player	INT
1. Alex Smith (2011).....	5
2. Steve Young (1997).....	6
Steve Young (1996).....	6
4. Steve Young (1992).....	7
5. Shaun Hill (2008).....	8
Steve Young (1991).....	8
Joe Montana (1989)	8

AVG YDS PER ATTEMPT, Season

Player	Pct
1. John Brodie (1961).....	9.14
2. Joe Montana (1989)	9.12
3. Steve Young (1991).....	9.02
4. Steve Young (1993).....	8.71
5. Steve Young (1992).....	8.62

49ERS QB WINS/LOSSES AS STARTER

Player	Win	Loss	Ties	Pct
Joe Montana	100	39		0.719
Steve Young	91	33		0.734
John Brodie	74	77	8	0.490
Y.A. Tittle	45	31	2	0.592
Alex Smith	38	36	1	0.514
Jeff Garcia	35	36		0.493
Steve Spurrier	13	12	1	0.520
Frankie Albert	13	16	1	0.448
Jim Plunkett	11	15		0.423
Shaun Hill	10	6		0.625
Colin Kaepernick	7	4		0.636
Steve DeBerg	7	28		0.200
Elvis Grbac	6	3		0.667
Steve Bono	5	1		0.833
George Mira	4	2		0.667
Tom Owen	4	4		0.500
Tim Rattay	4	12		0.250
Jeff Kemp	3	2	1	0.600
Troy Smith	3	3		0.500
Scott Bull	3	4		0.429
Joe Reed	3	4		0.429
Matt Cavanaugh	2	0		1.000
Norm Snead	2	5		0.286
J.T. O'Sullivan	2	6		0.250
Lamar McHan	2	7		0.222
Ken Dorsey	2	8		0.200
Bob Gagliano	1	0		1.000
Jimmy Cason	1	0		1.000
Jim Druckenmiller	1	0		1.000
Ty Detmer	1	0		1.000
Mike Moroski	1	1		0.500
Jimmy Powers	1	1		0.500
Earl Morrall	1	3		0.250
Trent Dilfer	1	5		0.167
Chris Weinke	0	1		0.000
Bobby Waters	0	2		0.000
Dennis Morrison	0	2		0.000
Cody Pickett	0	2		0.000
Steve Stenstrom	0	3		0.000
	495	414	14	0.544

300-YARD GAMES, Career

Player	Games
1. Joe Montana	35
2. Steve Young	28
3. Jeff Garcia	14
4. Steve DeBerg	5
Y.A. Tittle.....	5

300-YARD GAMES, Season

Player	Games
1. Steve Young (1998)	7
2. Jeff Garcia (2000)	6
3. Steve Young (1994)	5
Joe Montana (1982, '85, '87, '90)	5

STARTING QB YEARLY RECORDS

Year	Player	Record as a Starter
1950	Frankie Albert	3-9
1951	Frankie Albert	6-4-1
	Y.A. Tittle	1-0
1952	Frankie Albert	4-3
	Y.A. Tittle	3-2
1953	Y.A. Tittle	8-2
	Jim Powers	1-1
1954	Y.A. Tittle	6-4-1
	Jim Cason	1-0
1955	Y.A. Tittle	4-8
1956	Y.A. Tittle	4-3-1
	Earl Morrall	1-3
1957	Y.A. Tittle	7-4
	John Brodie	1-0
1958	Y.A. Tittle	3-3
	John Brodie	3-3
1959	Y.A. Tittle	6-4
	John Brodie	1-1
1960	John Brodie	4-4
	Y.A. Tittle	3-1
1961	John Brodie	7-6-1
1962	John Brodie	6-8
1963	Lamar McHan	2-7
	John Brodie	0-3
	Bob Waters	0-2
1964	John Brodie	3-9
	George Mira	1-1
1965	John Brodie	7-5-1
	George Mira	0-1
1966	John Brodie	5-6-2
	George Mira	1-0
1967	John Brodie	5-5
	George Mira	2-0
	Steve Spurrier	0-2
1968	John Brodie	7-6-1
1969	John Brodie	2-6-2
	Steve Spurrier	2-2
1970	John Brodie	10-3-1
1971	John Brodie	9-5
1972	John Brodie	2-3
	Steve Spurrier	6-2-1
1973	John Brodie	2-4
	Steve Spurrier	2-3
	Joe Reed	1-2
1974	Tom Owen	4-3
	Joe Reed	2-2
	Dennis Morrison	0-2
	Norm Snead	0-1
1975	Norm Snead	2-5
	Steve Spurrier	3-3
	Tom Owen	0-1
1976	Jim Plunkett	6-6
	Scott Bull	2-0
1977	Jim Plunkett	5-9
1978	Steve DeBerg	1-10
	Scott Bull	1-4
1979	Steve DeBerg	2-13
	Joe Montana	0-1
1980	Steve DeBerg	4-5
	Joe Montana	2-5

Year	Player	Record as a Starter
1981	Joe Montana	13-3
1982	Joe Montana	3-6
1983	Joe Montana	10-6
1984	Joe Montana	14-1
	Matt Cavanaugh	1-0
1985	Joe Montana	9-6
	Matt Cavanaugh	1-0
1986	Joe Montana	6-2
	Jeff Kemp	3-2-1
	Mike Moroski	1-1
1987	Joe Montana	10-1
	Steve Young	2-1
	Bob Gagliano	1-0
1988	Joe Montana	8-5
	Steve Young	2-1
1989	Joe Montana	11-2
	Steve Young	3-0
1990	Joe Montana	14-1
	Steve Young	0-1
1991	Steve Young	5-5
	Steve Bono	5-1
1992	Steve Young	14-2
1993	Steve Young	10-6
1994	Steve Young	13-3
1995	Steve Young	8-3
	Elvis Grbac	3-2
1996	Steve Young	9-3
	Elvis Grbac	3-1
1997	Steve Young	12-3
	Jim Druckenmiller	1-0
1998	Steve Young	11-4
	Ty Detmer	1-0
1999	Jeff Garcia	2-8
	Steve Young	2-1
	Steve Stenstrom	0-3
2000	Jeff Garcia	6-10
2001	Jeff Garcia	12-4
2002	Jeff Garcia	10-6
2003	Jeff Garcia	5-8
	Tim Rattay	2-1
2004	Tim Rattay	1-8
	Ken Dorsey	1-6
2005	Alex Smith	2-5
	Tim Rattay	1-3
	Ken Dorsey	1-2
	Cody Pickett	0-2
2006	Alex Smith	7-9
2007	Alex Smith	2-5
	Trent Dilfer	1-5
	Shaun Hill	2-0
	Chris Weinke	0-1
2008	Shaun Hill	5-3
	J.T. O'Sullivan	2-6
2009	Alex Smith	5-5
	Shaun Hill	3-3
2010	Alex Smith	3-7
	Troy Smith	3-3
2011	Alex Smith	13-3
2012	Alex Smith	6-2-1
	Colin Kaepernick	5-2
2013	Colin Kaepernick	2-2

ALL-TIME REGULAR SEASON RUSHING

ALL-TIME LEADING RUSHERS (BY YARDS)

Player	Years	Gms	Att	Yards	Avg	Lg	TD
1. Frank Gore	2005–* (9)	120	1,972	9,134	4.6	80t	53
2. Joe Perry	1950–1960, '63 (12)	131	1,475	7,344 +	4.9	78t	50
3. Roger Craig	1983–1990 *8)	121	1,686	7,064	4.2	71	50
4. Ken Willard	1965–1973 (9)	125	1,582	5,930	3.7	69t	45
5. Garrison Hearst	1997–2003 (7)	73	1,189	5,535	4.7	96t	26
6. J.D. Smith	1956–1964 (9)	97	1,007	4,370	4.3	80t	37
7. Hugh McElhenny	1952–1960 (9)	97	877	4,288	4.9	89t	35
8. Kevan Barlow	2001–2005 (5)	72	891	3,614	4.1	78t	24
9. Steve Young (QB)	1987–1999 (13)	150	608	3,581	5.9	49t	37
10. Wendell Tyler	1983–1986 (4)	48	624	3,112	4.9	40	16
11. Delvin Williams	1974–1977 (4)	54	669	2,966	4.4	80t	20
12. Wilbur Jackson	1974–1979 (6)	72	745	2,955	4.0	80	10
13. Ricky Watters	1992–1994 (3)	43	653	2,840	4.3	43	25
14. Charlie Garner	1999–2000 (2)	32	499	2,371	4.8	53	11
15. Tom Rathman	1986–1993 (8)	115	516	1,902	3.7	35	26
16. Vic Washington	1971–1973 (3)	40	483	1,813	3.8	42	14
17. Paul Hofer	1976–1981 (6)	77	416	1,746	4.2	47	16
18. Larry Schreiber	1971–1975 (5)	60	502	1,734	3.5	23	10
19. Joe Montana (QB)	1979–1992 (14)	167	414	1,595	3.9	21	20
20. Jeff Garcia (QB)	1999–2003 (5)	74	318	1,571	4.9	33	21

+ does not include AAFC Statistics

MOST RUSHING YARDS IN SINGLE SEASON

Player	Year	Att	Yards	Avg	Lg	TD
1. Frank Gore	2006	312	1,695	5.4	72	8
2. Garrison Hearst	1998	310	1,570	5.1	96t	7
3. Roger Craig	1988	310	1,502	4.8	46t	9
4. Wendell Tyler	1984	246	1,262	5.1	40	7
5. Charlie Garner	1999	241	1,229	5.1	53	4
6. Frank Gore	2012	258	1,214	4.7	37	8
7. Frank Gore	2011	282	1,211	4.3	55	8
8. Garrison Hearst	2001	252	1,206	4.8	43t	4
9. Delvin Williams	1976	248	1,203	4.9	80t	7
10. Charlie Garner	2000	258	1,142	4.4	42	7
11. Frank Gore	2009	229	1,120	4.9	80t	10
12. Frank Gore	2007	260	1,102	4.2	43t	5
13. Roger Craig	1989	271	1,054	3.9	27	6
14. Roger Craig	1985	214	1,050	4.9	62t	9
15. Joe Perry	1954	173	1,049	6.1	58	8
16. Frank Gore	2008	240	1,036	4.3	41t	6
J.D. Smith	1959	207	1,036	5.0	73t	10

Led NFL

Led Conference

MOST ATTEMPTS, Career

Player	Att
1. Frank Gore	1,972
2. Roger Craig	1,686
3. Ken Willard	1,582
4. Joe Perry	1,475
5. Garrison Hearst	1,189
6. J.D. Smith	1,007
7. Kevan Barlow	891
8. Hugh McElhenny	877
9. Wilbur Jackson	745
10. Delvin Williams	669

MOST TOUCHDOWNS, Career

Player	TD
1. Frank Gore	53
2. Roger Craig	50
Joe Perry	50
4. Ken Willard	45
5. Steve Young (QB)	37
J.D. Smith	37
7. Hugh McElhenny	35
8. Garrison Hearst	26
9. Tom Rathman	26
10. Ricky Watters	25

HIGHEST RUSHING AVG., Career

Player	Avg
1. Steve Young (QB)	5.89
2. Wendell Tyler	4.99
3. Joe Perry	4.98
4. Jeff Garcia (QB)	4.94
5. Hugh McElhenny	4.89
6. Charlie Garner	4.75
7. Garrison Hearst	4.66
8. Frank Gore	4.63
9. Delvin Williams	4.43
10. Ricky Watters	4.35

(min. 300 attempts)

100-YARD GAMES, Career

Player	Games
1. Frank Gore	33
2. Joe Perry	20
3. Garrison Hearst	16
4. Roger Craig	14
5. J.D. Smith	12
Hugh McElhenny	12

1,000-YD SEASONS, Career

Player	Seasons
1. Frank Gore	6
2. Garrison Hearst	3
Roger Craig	3
4. Charlie Garner	2
Joe Perry	2

CONSECUTIVE 1,000-YD SEASONS, Career

Player	Seasons
1. Frank Gore (2006–09)	4
2. Charlie Garner (1999–2000)	2
Garrison Hearst (1997–98)	2
Roger Craig (1988–89)	2
Joe Perry (1953–54)	2

ALL-TIME REGULAR SEASON RUSHING

TOP SINGLE-GAME RUSHING

MOST RUSHING YARDS

	Player	Game	Yards
1.	Frank Gore	vs. Sea. (11/19/06)	212
2.	Frank Gore	vs. Sea. (9/20/09)	207
3.	Charlie Garner	at Dal. (9/24/00)	201
4.	Garrison Hearst	vs. Det. (12/14/98)	198
5.	Delvin Williams	at StL (10/31/76)	194

MOST RUSHING ATTEMPTS

	Player	Game	Att
1.	Charlie Garner	at Dal. (9/24/00)	36
2.	Maurice Hicks	at Arz. (12/12/04)	34
	Delvin Williams	at StL (10/31/76)	34
4.	Frank Gore	vs. Cle. (10/30/11)	31
	Frank Gore	at Den. (12/31/06)	31
	Garrison Hearst	vs. Sea. (12/1/02)	31
	J.D. Smith	at Bal. (10/7/62)	31
	J.D. Smith	at Chi. (10/14/62)	31

MOST RUSHING TOUCHDOWNS

	Player	Game	TD
1.	Billy Kilmer (QB)	at Min. (10/15/61)	4

HIGHEST RUSHING AVERAGE (10+ Attempts)

	Player	Game	Avg
1.	Joe Perry	vs. Det. (11/2/58)	13.4
2.	Frank Gore	vs. Sea. (9/20/09)	12.9
3.	Wilbur Jackson	vs. NO (11/27/77)	11.9
4.	Hugh McElhenny	at Chi. (10/17/54)	11.4
5.	Maurice Hicks	at StL (12/24/05)	10.9

MOST CONSECUTIVE 100-YARD RUSHING GAMES

	Player	Game(s)	Games
1.	Frank Gore	at Phi. (10/2/11) to at Was. (11/6/11)	5
2.	Garrison Hearst	vs. NYG (11/30/98) to at NE (12/20/98)	4
3.	Frank Gore	vs. Oak. (10/17/10) to vs. Den. (10/31/10)	3
	Frank Gore	at Det. (11/12/06) to at StL (11/26/06)	3
	J.D. Smith	at Bal. (10/7/62) to at GB (10/21/62)	3
	Billy Kilmer (QB)	at Det. (10/1/61) to at Min. (10/15/61)	3

MOST RUSHING ATTEMPTS, Season

	Player	Att
1.	Frank Gore (2006)	312
2.	Roger Craig (1988)	310
	Garrison Hearst (1998)	310
4.	Frank Gore (2011)	282
5.	Roger Craig (1989)	271

MOST RUSHING TOUCHDOWNS, Season

	Player	TD
1.	Frank Gore (2009)	10
	Derek Loville (1995)	10
	Ricky Watters (1993)	10
	Billy Kilmer, QB (1961)	10
	J.D. Smith (1959)	10
	Joe Perry (1953)	10

HIGHEST RUSHING AVG., Season

	Player	Avg
1.	Hugh McElhenny (1952)	6.98
2.	Joe Perry (1958)	6.06
3.	Joe Perry (1954)	6.06
4.	Frank Gore (2006)	5.43
5.	Delvin Williams (1975)	5.39

MOST 100-YARD RUSHING GAMES, Season

	Player	Games
1.	Frank Gore (2006)	9
2.	Garrison Hearst (1998)	6
	Roger Craig (1988)	6
4.	Frank Gore (2011)	5
	Frank Gore (2009)	5
	J.D. Smith (1959)	5
	Joe Perry (1953)	5

MOST CONSECUTIVE GAMES WITH A RUSHING TD

	Player	Game(s)	Games
1.	Joe Perry	at GB (11/22/53) to at GB (10/10/54)	7
2.	Hugh McElhenny	vs. Was. (9/26/54) to vs. Det. (10/24/54)	5

ALL-TIME REGULAR SEASON RECEIVING

ALL-TIME LEADING RECEIVERS (BY RECEPTIONS)

Player	Years	Gms	Rec	Yards	Avg	Lg	TD
1. Jerry Rice	1985–2000 (16)	238	1,281	19,247	15.0	96t	187
2. Terrell Owens	1996–2003 (8)	121	592	8,572	14.5	79t	81
3. Roger Craig (RB)	1983–1990 (8)	121	508	4,442	8.7	73	16
4. Dwight Clark	1979–1987 (9)	134	506	6,750	13.3	80t	48
5. Brent Jones (TE)	1987–1997 (11)	143	417	5,195	12.5	69t	33
6. Billy Wilson	1951–1960 (10)	100	407	5,902	14.5	77t	49
7. Gene Washington	1969–1977 (9)	124	371	6,664	17.9	79t	59
8. Vernon Davis (TE)	2006–* (8)	107	356	4,487	12.6	73t	43
9. John Taylor	1987–1995 (9)	121	347	5,598	16.3	97t	43
10. J.J. Stokes	1995–2002 (8)	111	327	4,139	12.7	53	30
11. Frank Gore (RB)	2005–* (9)	120	320	2,687	8.4	48	10
12. Freddie Solomon	1978–1985 (8)	114	310	4,873	15.7	93t	43
13. Tom Rathman	1986–1993 (8)	115	294	2,490	8.5	36	8
14. Bernie Casey	1961–1966 (6)	79	277	4,008	14.5	68t	27
15. Ken Willard (RB)	1965–1973 (9)	125	273	2,156	7.9	62	16
16. Michael Crabtree	2009–* (5)	58	260	3,345	12.9	60t	21
17. Gordie Soltau	1950–1958 (9)	107	249	3,487	14.0	54t	25
18. Earl Cooper	1980–1985 (6)	88	213	1,908	9.0	73t	12
19. Dave Parks	1964–1967 (4)	50	208	3,334	16.0	83t	27
20. Monty Stickles	1960–1967 (8)	102	207	2,993	14.5	54	14

MOST RECEPTIONS IN SINGLE SEASON

Player	Year	Rec	Yards	Avg	Lg	TD
1. Jerry Rice	1995	122	1,848	15.1	81t	15
2. Jerry Rice	1994	112	1,499	13.4	69t	13
3. Jerry Rice	1996	108	1,254	11.6	39	8
4. Terrell Owens	2002	100	1,300	13.0	76t	13
Jerry Rice	1990	100	1,502	15.0	64t	13
6. Jerry Rice	1993	98	1,503	15.3	80t	15
7. Terrell Owens	2000	97	1,451	15.0	69t	13
8. Terrell Owens	2001	93	1,412	15.2	60t	16
9. Roger Craig	1985	92	1,016	11.0	73	6
10. Derek Loville (RB)	1995	87	662	7.6	31	3
11. Jerry Rice	1986	86	1,570	18.3	66t	15
12. Michael Crabtree	2012	85	1,105	13.0	49t	9
Dwight Clark	1981	85	1,105	13.0	78t	4
14. Jerry Rice	1992	84	1,201	14.3	80t	10
15. Earl Cooper	1980	83	567	6.8	66t	4
16. Eric Johnson	2004	82	825	10.1	25	2
Jerry Rice	1998	82	1,157	14.1	75t	9
Jerry Rice	1989	82	1,483	18.1	68t	17
Dwight Clark	1980	82	991	12.1	71t	8

Led NFL

Led Conference

MOST RECEIVING YARDS, Career

Player	Yds
1. Jerry Rice	19,247
2. Terrell Owens	8,572
3. Dwight Clark	6,750
4. Gene Washington	6,664
5. Billy Wilson	5,902
6. John Taylor	5,598
7. Brent Jones	5,195
8. Freddie Solomon	4,873
9. Vernon Davis	4,487
10. Roger Craig	4,442

MOST TOUCHDOWNS, Career

Player	TD
1. Jerry Rice	176
2. Terrell Owens	81
3. Gene Washington	59
4. Billy Wilson	49
5. Dwight Clark	48
6. Vernon Davis (TE)	43
Freddie Solomon	43
John Taylor	43
9. Brent Jones (TE)	33
10. J.J. Stokes	30

BEST RECEIVING AVG., Career

Player	Avg
1. Gene Washington	18.0
2. John Taylor	16.1
3. Dave Parks	16.0
4. Freddie Solomon	15.7
5. Jerry Rice	15.0

(min. 200 attempts)

100-YARD GAMES, Career

Player	Games
1. Jerry Rice	66
2. Terrell Owens	25
3. Gene Washington	17
4. Dwight Clark	16
5. John Taylor	12

1,000-YD SEASONS, Career

Player	Seasons
1. Jerry Rice	12
2. Terrell Owens	5
3. John Taylor	2

ALL-TIME REGULAR SEASON RECEIVING

TOP SINGLE-GAME RECEIVING

MOST RECEIVING YARDS

Player	Game	Yards
1. Jerry Rice	vs. Min. (12/18/95)	289
2. John Taylor	at LA Rams (12/11/89)	286
3. Terrell Owens	vs. Chi. (12/17/00)	283
4. Jerry Rice	vs. LA Rams (12/9/85)	241
5. Dave Parks	at Bal. (10/3/65)	231
6. Jerry Rice	at Atl. (10/14/90)	225
Bernie Casey	at Chi. (11/13/66)	225
8. Anquan Boldin	vs. GB (9/8/13)	208
9. Jerry Rice	at Was. (11/17/86)	204
10. Gordie Soltau	at NYG (11/9/52)	196

MOST RECEPTIONS

Player	Game	Rec
1. Terrell Owens	vs. Chi. (12/17/00)	20
2. Jerry Rice	vs. LA Rams (11/20/94)	16
3. Jerry Rice	vs. Min. (12/18/95)	14
4. Anquan Boldin	vs. GB (9/8/13)	13
Eric Johnson	vs. Arz. (10/10/04)	13
Terrell Owens	vs. Phi. (11/25/02)	13
Jerry Rice	at Atl. (10/14/90)	13

MOST RECEIVING TOUCHDOWNS

Player	Game	TD
1. Jerry Rice	at Atl. (10/14/90)	5
2. Jerry Rice	at TB (11/14/93)	4
3. (17 Times) Last: Vernon Davis	at Hou. (10/25/09)	3

RECEIVING AVERAGE (5+ Attempts)

Player	Game	Avg
1. John Taylor	at Atl. (12/3/89), 5–162	32.4
2. Jerry Rice	at Dal. (11/12/95), 5–161	32.2
3. Gene Washington	vs. NE (10/31/71), 5–160	32.0
4. Jerry Rice	at GB (11/4/90), 6–187	31.2
5. Billy Wilson	at Bal. (12/2/56), 5–148	29.6

MOST CONSECUTIVE GAMES WITH A RECEPTION

Player	Game(s)	Games
1. Jerry Rice	(12/9/85) to (12/23/00)	225*
2. Terrell Owens	(10/20/96) to (12/21/03)	115
3. Dwight Clark	(9/14/80) to (9/13/87)	105

* NFL Record (streak extended to 274 in '04 as member of Raiders)

MOST RECEIVING TOUCHDOWNS, Season

Player	TD
1. Jerry Rice (1987).....	22
2. Jerry Rice (1989).....	17
3. Terrell Owens (2001).....	16
4. Jerry Rice (1995).....	15
Jerry Rice (1993).....	15
Jerry Rice (1986).....	15
7. Terrell Owens (1998).....	14
Jerry Rice (1991).....	14
9. (5 Times) Last: Vernon Davis (2009)	13

MOST RECEIVING YARDS, Season

Player	Yards
1. Jerry Rice (1995).....	1,848
2. Jerry Rice (1986).....	1,570
3. Jerry Rice (1993).....	1,503
4. Jerry Rice (1990).....	1,502
5. Jerry Rice (1994).....	1,499
6. Jerry Rice (1989).....	1,483
7. Terrell Owens (2000).....	1,451
8. Terrell Owens (2001).....	1,412
9. Dave Parks (1965).....	1,344
10. Jerry Rice (1989).....	1,306

CONSECUTIVE GAMES WITH A TOUCHDOWN RECEPTION

Player	Games
1. Jerry Rice (12/19/86 to 12/27/87).....	13
2. Terrell Owens (11/8/98 to 12/27/98).....	8
Jerry Rice (12/8/89 to 11/27/89).....	8
Dave Parks (11/7/65 to 9/11/66).....	8

BEST RECEIVING AVERAGE, Season

Player	Avg
1. Freddie Solomon (1983).....	21.4
2. Gene Washington (1974).....	21.2
3. Gene Washington (1970).....	20.8
4. Jerry Rice (1988).....	20.4
5. Gene Washington (1972).....	20.0

(min. 25 receptions)

MOST 100-YARD RECEIVING GAMES, Season

Player	Games
1. Jerry Rice (1995).....	9
2. Jerry Rice (1989).....	8
3. Jerry Rice (1990).....	7
4. Terrell Owens (2001).....	6
Dwight Clark (1982).....	6

CONSECUTIVE 100-YARD RECEIVING GAMES

Player	Games
1. Jerry Rice (10/29/95 to 11/20/95).....	4
2. Jerry Rice (12/10/95 to 12/24/95).....	3
Jerry Rice (9/10/89 to 9/24/89).....	3
Jerry Rice (9/11/88 to 9/25/88).....	3
Jerry Rice (11/15/87 to 11/29/87).....	3
Dwight Clark (12/11/82 to 12/26/82).....	3
Dwight Clark (9/12/82 to 11/21/82).....	3

ALL-TIME REGULAR SEASON SCRIMMAGE YARDS

ALL-TIME LEADERS IN TOTAL YARDS FROM SCRIMMAGE

Player	Years	Gms	Touches	Yards	Avg	Yds/Gm	TD
1. Jerry Rice (WR)	1985–2000 (16)	238	1,365	19,872	14.6	83.5	176
2. Frank Gore (RB)	2005–* (9)	120	2,292	11,821	5.2	98.5	62
3. Roger Craig (RB)	1983–1990 (8)	121	2,194	11,506	5.2	95.1	66
4. Terrell Owens (WR)	1996–2003 (8)	121	613	8,734	14.2	72.2	83
5. Joe Perry (RB)	1950–1960, '63 (12)	131	1,660	8,624	5.2	65.8	57
6. Ken Willard (RB)	1965–1973 (9)	125	1,855	8,086	4.4	64.7	61
7. Garrison Hearst (RB)	1997–2003 (7)	73	1,363	7,139	5.2	97.8	33
8. Hugh McElhenny (HB)	1952–1960 (9)	97	1,072	6,954	6.5	71.7	50
9. Dwight Clark (WR)	1979–1987 (9)	134	512	6,800	13.3	50.7	48
10. Gene Washington (WR)	1969–1977 (9)	124	376	6,663	17.7	53.7	59
11. Billy Wilson (E)	1951–1960 (10)	100	407	5,902	14.5	59.0	49
12. John Taylor (WR)	1987–1995 (9)	121	353	5,629	15.9	46.5	43
13. J.D. Smith (HB)	1956–1964 (9)	97	1,128	5,479	4.9	56.5	42
14. Freddie Solomon (WR)	1978–1985 (8)	114	357	5,202	14.6	45.6	43
15. Brent Jones (TE)	1987–1997 (11)	143	417	5,195	12.5	36.3	33
16. Kevan Barlow (RB)	2001–2005 (5)	72	1,028	4,757	4.6	66.1	27
17. Vernon Davis (TE)	2006–* (8)	107	356	4,487	12.6	42.2	43
18. Tom Rathman (RB)	1986–1993 (8)	115	810	4,392	5.4	38.2	34
19. Ricky Watters (RB)	1992–1994 (3)	43	793	4,290	5.4	99.8	33
20. Wilbur Jackson (RB)	1974–1979 (6)	72	893	4,188	4.7	58.2	13

MOST TOTAL YARDS FROM SCRIMMAGE IN SINGLE SEASON

Player	Year	Touches	Yards	Avg	Yds/Gm	TD
1. Frank Gore	2006	373	2,180	5.8	136.3	9
2. Garrison Hearst	1998	349	2,105	6.0	131.6	9
3. Roger Craig	1985	306	<u>2,066</u>	<u>6.8</u>	<u>129.1</u>	15
4. Roger Craig	1988	386	<u>2,036</u>	5.3	<u>127.3</u>	10
5. Jerry Rice	1995	127	1,884	<u>14.8</u>	117.8	16
6. Charlie Garner	2000	326	1,789	5.5	111.8	10
7. Charlie Garner	1999	297	1,764	5.9	110.3	6
8. Jerry Rice	1986	96	1,642	<u>17.1</u>	102.6	16
9. Ricky Watters	1994	305	1,596	5.2	99.8	11
10. Jerry Rice	1994	119	1,592	13.4	99.5	15
11. Jerry Rice	1993	101	1,572	<u>15.6</u>	98.3	<u>16</u>
12. Garrison Hearst	2001	293	1,553	5.3	97.1	5
13. Frank Gore	2007	313	1,538	4.9	102.5	6
14. Roger Craig	1989	320	1,527	4.8	95.4	7
15. Frank Gore	2009	281	1,526	5.4	109.0	13

Led NFL

Led Conference

MOST TOUCHES, Career

Player	Touches
1. Frank Gore	2,292
2. Roger Craig	2,194
3. Ken Willard	1,855
4. Joe Perry	1,660
5. Jerry Rice	1,365
6. Garrison Hearst	1,363
7. J.D. Smith	1,128
8. Hugh McElhenny	1,072
9. Kevan Barlow	1,028
10. Wilbur Jackson	893

BEST YARDS PER TOUCH, Career

Player	Avg
1. Jerry Rice	14.6
2. Hugh McElhenny	6.5
3. Tom Rathman	5.4
4. Ricky Watters	5.4
5. Roger Craig	5.2
6. Garrison Hearst	5.2
7. Joe Perry	5.2
8. Frank Gore	5.2
9. Delvin Williams	5.1
10. J.D. Smith	4.9

(min. 750 touches)

MOST TOUCHES, Season

Player	Touches
1. Roger Craig (1988)	386
2. Frank Gore (2006)	373
3. Garrison Hearst (1998)	349
4. Charlie Garner (2000)	326
5. Roger Craig (1989)	320

BEST YARDS PER TOUCH, Season

Player	Avg
1. Paul Hofer (1980)	7.06
2. Roger Craig (1985)	6.75
3. Delvin Williams (1975)	6.63
4. John David Crow (1965)	6.29
5. Joe Perry (1958)	6.29

(min. 150 touches)

TOP SINGLE-GAME SCRIMMAGE YARD TOTALS

MOST YARDS IN SINGLE GAME

Player	Game	Yards
1. Jerry Rice	vs. Min. (12/18/95)	299
2. Terrell Owens	vs. Chi. (12/17/00)	288
3. John Taylor	at LA Rams (12/11/89)	286
4. Delvin Williams	vs. Was. (11/7/76)	279
5. Jerry Rice	vs. LA Rams (12/9/85)	255
6. Frank Gore	vs. Sea. (9/20/09)	246
7. Frank Gore	vs. Sea. (11/19/06)	238
8. Charlie Garner	at Dal. (9/24/00)	235
9. Garrison Hearst	vs. NYJ (9/6/98)	225
Jerry Rice	at Atl. (10/14/90)	225

MOST TOUCHES IN SINGLE GAME

Player	Game	Touches
1. Maurice Hicks	at Arz. (12/12/04)	39
Charlie Garner	at Dal. (9/24/00)	39
3. Delvin Williams	at StL (10/31/76)	35
4. Derek Loville	vs. Buf. (12/3/95)	34
5. Frank Gore	at Den. (12/31/06)	33
Frank Gore	at Sea. (12/14/06)	33
Kevan Barlow	at Phi. (12/21/03)	33
Garrison Hearst	vs. Sea. (12/1/02)	33
J.D. Smith	at Bal. (10/7/62)	33
10. (4 Times) Last: Frank Gore	vs. Det. (12/27/09)	32

ALL-TIME REGULAR SEASON INTERCEPTIONS

ALL-TIME INTERCEPTION LEADERS

Player	Years	Gms	INT	Yards	Avg	Lg	TD
1. Ronnie Lott	1981–1990 (10)	129	51	643	12.6	83t	5
2. Jimmy Johnson	1961–1976 (16)	213	47	615	13.1	63	2
3. Kermit Alexander	1963–1969 (7)	94	36	499	13.9	66t	1
4. Merton Hanks	1991–1998 (8)	125	31	380	12.3	67t	2
5. Dwight Hicks	1979–1985 (7)	96	30	586	19.5	72	3
6. Lowell Wagner	1950–1953, '55 (5)	47	25	331	13.2	40	0
7. Tony Parrish	2002–2006 (5)	66	22	504	22.9	60	1
Don Griffin	1986–1993 (8)	114	22	49	2.2	23	0
Rex Berry	1951–1956 (6)	66	22	404	18.4	44t	3
10. Dave Baker	1959–1961 (3)	38	21	294	14.0	40	0
11. Tim McDonald	1993–1999 (7)	111	20	325	16.3	73t	3
Dick Moegle	1955–1959 (5)	47	20	232	11.6	40	1
13. Zack Bronson	1997–2003 (7)	84	19	346	18.2	97t	2
14. Eric Wright	1981–1990 (10)	110	18	256	14.2	60t	2
Bruce Taylor	1970–1977 (8)	109	18	201	11.2	70	0
16. Carlton Williamson	1981–1987 (7)	88	17	294	17.3	82	1
17. Tim McKyer	1986–1989 (4)	51	16	62	3.9	21t	1
18. Walt Harris	2006–2008 (3)	46	15	151	10.1	42	1
Abe Woodson	1958–1964 (7)	89	15	159	10.6	61	0
20. Dashon Goldson	2007–2012 (6)	81	14	152	10.9	39t	1
Skip Vanderbundt	1969–1977 (9)	119	14	165	11.8	37t	2
Frank Nunley	1967–1976 (10)	137	14	136	9.7	24	0
Dave Wilcox	1964–1974 (11)	153	14	149	10.6	35	1

MOST INTERCEPTIONS IN SINGLE SEASON

Player	Year	INT	Yards	Avg	Lg	TD
1. Ronnie Lott	1986	10	134	13.4	57t	1
Dave Baker	1960	10	96	9.6	28	0
3. Tony Parrish	2003	9	202	22.4	49	0
Dwight Hicks	1981	9	239	26.6	72	1
Kermit Alexander	1968	9	155	17.2	66t	1
Lowell Wagner	1951	9	115	12.8	40	0
7. Walt Harris	2006	8	84	10.5	42	1
Dick Moegle	1957	8	107	13.4	40	0
Jim Cason	1951	8	147	18.4	65t	1
10. Tony Parrish	2002	7	204	29.1	60	0
Ahmed Plummer	2001	7	45	6.4	24	0
Zack Bronson	2001	7	165	23.6	97t	2
Merton Hanks	1994	7	93	13.3	38	0
Dave Waymer	1990	7	64	9.1	24	0
Tim McKyer	1988	7	11	1.6	7	0
Eric Wright	1983	7	164	23.4	60t	2
Ronnie Lott	1981	7	117	16.7	41t	3
Rex Berry	1953	7	142	20.3	29	1

Led NFL

Led Conference

MOST INT RETURN YARDS, Career

Player	Yards
1. Ronnie Lott	643
2. Jimmy Johnson	615
3. Dwight Hicks	586
4. Tony Parrish	504
5. Kermit Alexander	499
6. Rex Berry	404
7. Merton Hanks	380
8. Zack Bronson	346
9. Lowell Wagner	331
10. Tim McDonald	325

MOST INTs RETURNED FOR TD, Career

Player	TD
1. Ronnie Lott	5
2. Deion Sanders	3
Tim McDonald	3
Dwight Hicks	3
Rex Berry	3
6. (10 players) Last: Patrick Willis	2

MOST INT RETURN YARDS, Season

Player	Yards
1. Deion Sanders (1994)	303
2. Dwight Hicks (1981)	239
3. Tony Parrish (2002)	204
4. Tony Parrish (2004)	202
5. Zack Bronson (2001)	165

MOST INTs RETURNED FOR TD, Season

Player	TD
1. Deion Sanders (1994)	3
Ronnie Lott (1981)	3
3. Zack Bronson (2001)	2
Tim McDonald (1995)	2
Ken Norton (1995)	2
Tom Holmoe (1986)	2
Eric Wright (1983)	2
Dwight Hicks (1983)	2
Skip Vanderbundt (1972)	2

MOST INTs BY A NON-DB, Season

Player	INT
1. Jim Fahnhorst, LB (1986)	4
Keena Turner, LB (1984)	4
Frank Nunley, LB (1974)	4

TOP SINGLE-GAME INTERCEPTION TOTALS

MOST INTERCEPTIONS IN SINGLE GAME

Player	Game	INT
1. Dave Baker	at LA Rams (12/4/60)	4
2. Walt Harris	vs. Oak. (10/8/06)	3
Ronnie Heard	vs. Arz. (10/27/02)	3
Rod Woodson	vs. NO (9/14/97)	3
Eric Wright	at Min. (9/8/83)	3
Tony Leonard	vs. Cin. (10/1/78)	3
Dave Baker	at Dal. (11/20/60)	3

MOST INTs RETURNED FOR TD IN SINGLE GAME

Player	Game	INT
1. Ken Norton	at StL (10/22/95)	2
2. 46 Players	67 Times	1

MOST INTERCEPTION RETURN YARDS IN SINGLE GAME

Player	Game	Yards
1. Dwight Hicks	at Was. (10/4/81)	104
2. Zack Bronson	at Chi. (10/28/01)	97
3. Merton Hanks	vs. NO (11/22/93)	94
Al Randolph	vs. Chi. (12/11/66)	94
5. Deion Sanders	at Atl. (10/16/94)	93
6. Deion Sanders	at SD (12/11/94)	90
Kermit Alexander	at Pit. (11/24/68)	90
8. Tory Dixon	at GB (10/26/86)	88
9. Patrick Willis	at Sea. (9/14/08)	86
Eric Davis	vs. StL (11/26/95)	86

ALL-TIME REGULAR SEASON SACKS

ALL-TIME SACK LEADERS

Player	Years	Sacks
1. Bryant Young (DT)	1994–2007 (14)	89.5
2. Charles Haley (LB)	1986–1999 (7)	66.5
3. Dana Stubblefield (DT)	1993–2002 (7)	46.5
4. Dwaine Board (DE)	1982–1988 (10)	45.0
5. Aldon Smith (LB)	2011–* (3)	38.0
Chris Doleman (DE)	1996–1998 (3)	38.0
7. Justin Smith (DT)	2008–* (6)	32.5
8. Andre Carter (DE)	2001–2005 (5)	32.0
9. Jeff Stover (DE)	1982–1988 (7)	30.5
10. Roy Barker (DE)	1996–1998 (3)	30.0
11. Pierce Holt (DE)	1988–1992 (5)	29.5
12. Larry Roberts (DE)	1986–1993 (8)	28.0
Fred Dean (DE)	1981–1985 (5)	28.0
14. Tim Harris (LB)	1991–1995 (4)	26.0
15. Ahmad Brooks (LB)	2009–* (5)	25.5
Kevin Fagan (DE)	1987–1993 (7)	25.5
16. Dennis Brown (DE)	1990–1996 (7)	24.5
18. Michael Carter (NT)	1984–1992 (9)	22.5
19. Parys Haralson (LB)	2006–2012 (7)	21.5
Julian Peterson (LB)	2000–2005 (6)	21.5

Note: Includes figures since 1982, when sacks first became an official statistic

MOST SACKS IN SINGLE SEASON

Player	Year	Sacks
1. Aldon Smith	2012	19.5
2. Fred Dean	1983	17.5
3. Tim Harris	1992	17.0
4. Charles Haley	1990	16.0
5. Chris Doleman	1998	15.0
Dana Stubblefield	1997	15.0
7. Aldon Smith	2011*	14.0
8. Dwaine Board	1983	13.0
9. Andre Carter	2002	12.5
Roy Barker	1996	12.5

Led Conference *Rookie Year

MOST SACKS IN SINGLE GAME

Player	Game	Sacks
1. Fred Dean	vs. NO (11/13/83)	6.0
2. Aldon Smith	vs. Chi. (11/19/12)	5.5
3. Roy Barker	at StL (10/25/98)	4.0
Chris Doleman	at NO (10/11/98)	4.0
Dana Stubblefield	at Phi. (11/10/97)	4.0
Pierce Holt	vs. NYG (11/27/89)	4.0
Dwaine Board	at LA Raiders (9/22/85)	4.0

ALL-TIME REGULAR SEASON PUNTING

ALL-TIME LEADING PUNTERS (BY AVERAGE)

Player	Years	Punts	Yards	Avg	Net	Lg	In20	Blk
1. Andy Lee	2004–* (10)	813	37,415	46.0	39.3	82	250	3
2. Tommy Davis	1959–1969 (11)	511	22,833	44.7	NA	82	NA	2
3. Frankie Albert	1950–1952 (3)	139	5,830	41.9	NA	70	NA	1
4. Tommy Thompson	1995–1997 (3)	208	8,711	41.9	35.6	65	55	3
5. Tom Wittum	1973–1977 (5)	380	15,494	40.8	NA	68	NA	9
6. Jim Miller	1980–1982 (3)	214	8,686	40.6	31.7	80	36	1
7. Jason Baker	2001–2002 (2)	111	4,501	40.5	34.1	64	33	0
8. Max Runager	1984–1988 (5)	281	11,394	40.5	33.8	62	36	1
9. Klaus Wilmsmeyer	1992–1994 (3)	145	5,871	40.5	35.0	61	48	0
10. Chad Stanley	1999–2000 (2)	138	5,464	39.6	31.5	70	35	3

*minimum 100 punts

BEST PUNTING AVERAGE IN SINGLE SEASON

Player	Year	Punts	Yards	Avg	Net	Lg	In20	Blk
1. Andy Lee	2011	78	3,970	50.9	44.0	68	28	1
2. Andy Lee	2012	67	3,226	48.1	43.2	66	36	0
3. Andy Lee	2008	66	3,155	47.8	39.0	82	13	1
4. Andy Lee	2009	99	4,711	47.6	41.0	64	30	0
5. Andy Lee	2007	105	4,968	47.3	41.0	74	42	0
6. Andy Lee	2010	91	4,203	46.2	38.2	64	34	0
7. Tommy Davis	1965	54	2,471	45.8	NA	65	NA	0
8. Tommy Davis	1959	59	2,694	45.7	NA	71	NA	0
9. Tommy Davis	1962	48	2,188	45.6	NA	82	NA	0
10. Tommy Davis	1964	79	3,599	45.6	NA	68	NA	0

Led NFL Led Conference + NFL Record

MOST PUNTS IN SINGLE GAME

Player	Game	Punts
1. Tom Wittum	vs. LA Rams (11/21/76)	11
2. Andy Lee	vs. Sea. (9/30/07)	10
Jim Miller	vs. Atl. (11/8/81)	10
Jim Miller	vs. LA Rams (10/25/81)	10
Mike Connell	at Atl. (11/5/78)	10
Mike Connell	vs. Cin. (10/1/78)	10
Tom Wittum	at Atl. (11/6/77)	10
Tom Wittum	vs. Atl. (10/23/76)	10
Tommy Davis	at Det. (10/6/63)	10

BEST PUNT AVERAGE IN SINGLE GAME

Player	Game	Avg
1. Andy Lee	vs. Sea. (9/11/11)	59.6
2. Andy Lee	at Bal. (11/24/11)	57.6
3. Andy Lee	at Pit. (9/23/07)	57.2
4. Andy Lee	at StL (1/1/12)	56.8
5. Andy Lee	at NE (12/16/12)	56.6
6. Andy Lee	vs. Dal. (9/18/11)	55.3
7. Klaus Wilmsmeyer	vs. Det. (10/9/94)	55.0
8. Andy Lee	at StL (12/21/08)	54.8

*minimum 4 punts

MOST PUNTS, Career

Player	Punts
1. Andy Lee	813
2. Tommy Davis	511
3. Tom Wittum	380
4. Max Runager	281
5. Steve Spurrier	230

MOST PUNTS INSIDE 20, Career

Player	In20
1. Andy Lee	250
2. Max Runager	84
3. Tommy Thompson	55
4. Barry Helton	50
5. Klaus Wilmsmeyer	48

*inside-the-20 became official stat in 1976

MOST PUNTS, Season

Player	Punts
1. Andy Lee (2005)	107
2. Andy Lee (2007)	105
3. Andy Lee (2009)	99
4. Andy Lee (2004)	96
Mike Connell (1978)	96

MOST PUNTS INSIDE 20, Season

Player	In20
1. Andy Lee (2007)	42
2. Andy Lee (2012)	36
3. Andy Lee (2010)	34
4. Andy Lee (2009)	30
Max Runager (1985)	30
6. Andy Lee (2011)	28

*inside-the-20 became official stat in 1976

ALL-TIME REGULAR SEASON PUNT RETURNS

ALL-TIME LEADERS IN PUNT RETURNS (BY AVERAGE)

Player	Years	PR	FC	Yards	Avg	Lg	TD
1. Manfred Moore	1974–1975 (2)	21	0	309	14.7	88t	1
2. Jim Cason	1950–1952, '54 (4)	24	NA	288	12.0	33	0
3. Ted Ginn Jr.	2010–2012 (3)	94	48	1,113	11.8	78t	2
4. Allen Rossum	2008–2009 (2)	27	8	307	11.4	45	0
5. Iheanyi Uwaezuoke	1996–1998 (3)	34	14	373	11.0	36	0
6. Dana McLemore	1982–1987 (6)	142	38	1,531	10.8	93t	4
7. Jimmy Williams	2001–2004 (4)	55	18	576	10.5	89t	1
8. Dexter Carter	1990–1996 (7)	117	56	1,213	10.4	78t	2
9. John Taylor	1987–1995 (9)	149	55	1,517	10.2	95t	2
10. Bruce Taylor	1970–1977 (8)	142	38	1,323	9.3	76	0

*minimum 20 returns

BEST PUNT RETURN AVERAGE IN SINGLE SEASON

Player	Year	PR	FC	Yards	Avg	Lg	TD
1. Jimmy Williams	2002	20	8	336	16.8	89t	1
2. Hugh McElhenny	1952	20	NA	284	14.2	94t	1
3. Ted Ginn Jr.	2010	24	18	321	13.4	78t	1
4. Joe Arenas	1951	21	NA	272	13.0	51	0
5. John Taylor	1988	44	7	556	12.6	95t	2
6. Dana McLemore	1987	21	7	265	12.6	83t	1
7. Ted Ginn Jr.	2011	38	18	466	12.3	55t	1
8. Dexter Carter	1993	34	20	411	12.1	72t	1
9. Bruce Taylor	1970	43	10	516	12.0	76	0
10. John Taylor	1989	36	20	417	11.6	37	0

*minimum 20 returns

Led NFL

Led Conference

TOP SINGLE-GAME PUNT RETURN PERFORMANCES

MOST PUNT RETURN YARDS IN SINGLE GAME

Player	Game	Yards
1. Tony Leonard	vs. NO (10/17/76)	141
2. Bruce Taylor	at Hou. (11/15/70)	133
3. Dexter Carter	vs. Min. (10/3/93)	131
4. Dexter Carter	vs. Min. (12/18/95)	126
5. Dana McLemore	vs. LA Rams (1/2/83)	125

MOST PUNT RETURNS IN SINGLE GAME

Player	Game	Returns
1. Tony Leonard	vs. NO (10/17/76)	9
Ralph McGill	at Atl. (10/29/72)	9
3. Michael Lewis	vs. StL (11/18/07)	7
Dana McLemore	at NO (11/25/84)	7
Tony Leonard	at Atl. (11/6/77)	7
Tony Leonard	vs. LA Rams (11/21/76)	7
Ralph McGill	at Phi. (11/30/75)	7
Ralph McGill	vs. Atl. (10/12/75)	7

BEST PUNT RETURN AVERAGE IN SINGLE GAME

Player	Game	Avg
1. Ted Ginn Jr.	at StL (12/26/10)	32.3
2. Dexter Carter	vs. Min. (12/18/95)	31.5
3. Dana McLemore	vs. LA Rams (1/2/83)	31.3
4. Abe Woodson	at GB (10/21/62)	30.3
5. John Taylor	vs. Was. (11/21/88)	28.3
6. Chuck Levy	at Phi. (11/10/97)	27.3
7. Dexter Carter	vs. Min. (10/3/93)	26.2
8. Dana McLemore	at NYG (10/8/84)	25.8
9. Bruce Taylor	vs. NYG (12/21/75)	25.7
10. Freddie Solomon	vs. TB (10/26/80)	25.0

*minimum of 3 punt returns

MOST PUNT RETURNS, Career

Player	PR
1. John Taylor	149
2. Dana McLemore	142
Bruce Taylor	142
4. Joe Arenas	124
5. Kermit Alexander	120
6. Dexter Carter	117
7. Freddie Solomon	106
8. Ralph McGill	105
Abe Woodson	105
10. Hugh McElhenny	99

MOST PUNT RETURN YARDS, Career

Player	Yards
1. Dana McLemore	1,531
2. John Taylor	1,517
3. Bruce Taylor	1,323
4. Dexter Carter	1,213
5. Ted Ginn Jr.	1,113
6. Ralph McGill	964
7. Abe Woodson	949
8. Freddie Solomon	804
9. Kermit Alexander	782
10. Joe Arenas	774

MOST PUNT RETURN TDs, Career

Player	TD
1. Dana McLemore	4
2. Ted Ginn Jr.	2
Dexter Carter	2
John Taylor	2
Freddie Solomon	2
Kermit Alexander	2
Abe Woodson	2

MOST PUNT RETURNS, Season

Player	PR
1. R.W. McQuarters (1998)	47
2. Dana McLemore (1984)	45
3. Michael Lewis (2007)	44
John Taylor (1988)	44
5. Bruce Taylor (1970)	43
6. Ted Ginn Jr. (2011)	38
Dexter Carter (1996)	38
Don Griffin (1986)	38
Dana McLemore (1985)	38
10. Dexter Carter (1996)	36
John Taylor (1989)	36

MOST PUNT RETURN TDs, Season

Player	TD
1. John Taylor (1988)	2
Freddie Solomon (1980)	2

ALL-TIME REGULAR SEASON KICKOFF RETURNS

ALL-TIME LEADERS IN KICKOFF RETURNS (BY AVERAGE)

Player	Years	KR	Yards	Avg	Lg	TD
1. Abe Woodson	1958–1964 (7)	166	4,873	29.4	105t	5
2. Joe Arenas	1951–1957 (7)	139	3,798	27.3	96	1
3. Allen Rossum	2008–2009 (2)	54	1,411	26.1	104t	1
4. Lenny Lyles	1959–1960 (2)	42	1,091	26.0	97t	1
5. Vic Washington	1971–1973 (3)	84	2,178	25.9	98t	1
6. Mike Holmes	1974–1975 (2)	27	671	24.9	57	0
7. J.D. Smith	1956–1964 (9)	36	882	24.5	39	0
8. Amos Lawrence	1981–1982 (2)	26	627	24.1	92t	1
9. James Owens	1979–1980 (2)	72	1,728	24.0	101t	2
10. Kermit Alexander	1963–1969 (7)	137	3,271	23.9	56	0

*minimum 25 returns

BEST KICKOFF RETURN AVERAGE IN SINGLE SEASON

Player	Year	KR	Yards	Avg	Lg	TD
1. Joe Arenas	1953	16	551	34.4	82	0
2. Abe Woodson	1963	29	935	32.2	103t	3
3. Abe Woodson	1962	37	1,157	31.3	79	0
4. Lenny Lyles	1960	17	526	30.9	97t	1
5. Joe Arenas	1956	27	801	29.7	96	1
6. Abe Woodson	1960	17	498	29.3	64	0
7. Abe Woodson	1961	27	782	29.0	98t	1
8. Vic Washington	1972	27	771	28.6	98t	1
9. Abe Woodson	1964	32	880	27.5	70	0
10. Joe Arenas	1957	24	657	27.4	64	0

*minimum 1.25 ret/game

Led NFL

Led Conference

TOP SINGLE-GAME KICKOFF RETURN PERFORMANCES

MOST KICKOFF RETURN YARDS IN SINGLE GAME

Player	Game	Yards
1. Abe Woodson	vs. Det. (11/11/62)	210
2. Abe Woodson	at Det. (9/23/62)	205
3. Lenny Lyles	vs. Bal. (12/18/60)	202
4. Maurice Hicks	vs. SD (10/15/06)	195
5. Allen Rossum	vs. Phi. (10/12/08)	194

MOST KICKOFF RETURNS IN SINGLE GAME

Player	Game	Returns
1. Maurice Hicks	vs. SD (10/15/06)	9
Allen Rossum	vs. Phi. (10/12/08)	9
3. Maurice Hicks	at Was. (10/23/05)	8
4. (15 times) Last: Ted Ginn Jr.	at SD (12/16/10)	7

BEST KICKOFF RETURN AVERAGE IN SINGLE GAME

Player	Game	Avg
1. Lenny Lyles	vs. Bal. (12/18/60)	67.3
2. Doug Cunningham	vs. NO (10/22/67)	53.0
3. Abe Woodson	vs. Min. (9/29/63)	51.0
4. Allen Rossum	vs. Arz. (11/10/08)	46.5
5. Amos Lawrence	vs. LA Rams (11/22/81)	46.0
Abe Woodson	vs. NYG (11/17/63)	46.0

*minimum of 3 kickoff returns

MOST KICKOFF RETURNS FOR TOUCHDOWN IN SINGLE GAME

Player	Game	TD
1. (21 times) Last: Ted Ginn Jr.	vs. Sea. (9/11/11)	1

MOST KICKOFF RETURNS, Career

Player	KR
1. Dexter Carter	217
2. Maurice Hicks	185
3. Abe Woodson	166
4. Joe Arenas	139
5. Kermit Alexander	137
6. Ted Ginn Jr.	87
7. Vic Washington	84
8. Carl Monroe	76
9. James Owens	72
10. Paul Hofer	68
Doug Cunningham	68

MOST KICKOFF RETURN YARDS, Career

Player	Yards
1. Abe Woodson	4,873
2. Dexter Carter	4,707
3. Maurice Hicks	4,242
4. Joe Arenas	3,798
5. Kermit Alexander	3,271
6. Vic Washington	2,178
7. Ted Ginn Jr.	2,045
8. James Owens	1,728
9. Carl Monroe	1,660
10. Doug Cunningham	1,613

MOST KICKOFF RETURN TDs, Career

Player	TD
1. Abe Woodson	5
2. Dexter Carter	2
James Owens	2
Dave Williams	2
5. (10 times) Last: Ted Ginn Jr.	1

MOST KICKOFF RETURNS, Season

Player	KR
1. Maurice Hicks (2007)	63
2. Maurice Hicks (2006)	57
3. Vinny Sutherland (2001)	50
4. Dexter Carter (1994)	48
5. Ted Ginn Jr. (2010)	47
Allen Rossum (2008)	47
7. Dexter Carter (1996)	41
Dexter Carter (1990)	41
James Owens (1979)	41

MOST KICKOFF RETURN TDs, Season

Player	TD
1. Abe Woodson (1963)	3
2. 14 Players	1

49ERS LONGEST PLAYS

LONGEST RUNS FROM SCRIMMAGE

96t	Garrison Hearst vs. NYJ	9/6/98
89t	Hugh McElhenny at Dal. Texans	10/5/52
86t	Hugh McElhenny at GB	11/18/56
82t	Hugh McElhenny vs. Dal. Texans	10/26/52
80	Wilbur Jackson vs. NO	11/27/77
80t	Frank Gore vs. Sea	9/20/09
80t	Delvin Williams vs. Was.	11/7/76
80t	J.D. Smith vs. GB	12/7/58
79t	Frank Gore vs. Sea	9/20/09
78t	Kevan Barlow vs. Pit.	11/17/03
78t	Joe Perry vs. Dal. Texans	10/26/52
78t	Joe Perry vs. GB	12/10/50

LONGEST RUNS FROM SCRIMMAGE BY QUARTERBACK

50t	Colin Kaepernick vs. Mia	12/9/12
50	Colin Kaepernick at StL	12/2/12
49t	Steve Young vs. Min.	10/30/88
45	Y.A. Tittle at Bal. Colts	11/24/57
42	Frankie Albert at GB	11/26/50

LONGEST PASSES

97t	Steve Young to John Taylor at Atl.	11/3/91
96t	Joe Montana to Jerry Rice at SD	11/27/88
95t	Joe Montana to John Taylor at LA Rams	12/11/89
93t	Steve DeBerg to Freddie Solomon vs. Atl.	9/28/80
92t	Joe Montana to John Taylor at LA Rams	12/11/89
89t	Tim Rattay to Brandon Lloyd vs. Dal.	9/25/05
85t	Jim Plunkett to Delvin Williams vs. Was.	11/7/76
83t	John Brodie to Dave Parks at LA Rams	10/18/64
82	Steve Young to Terry Kirby at Atl.	10/19/97
81t	Steve Young to Garrison Hearst vs. NO	11/22/98
81t	Elvis Grbac to Jerry Rice at Dal.	11/12/95
81t	Steve Spurrier to Ted Kwalick vs. NO	10/22/72
80t	(7x) Last time: Steve Young to Jerry Rice at Det.	12/19/93

LONGEST PUNTS

86	Larry Barnes vs. Chi.	9/29/57
82	Andy Lee vs. NE	10/5/08
82	Tommy Davis vs. Min.	9/30/62
81	Andy Lee at TB	11/21/04
81	Tommy Davis at StL Cardinals	11/25/62
80	Jim Miller at Den.	9/19/82
79	Tommy Davis at Chi.	10/14/62
76	Larry Barnes vs. Bal.	12/8/57
75	Verl Lillywhite vs. Cle.	9/30/57
74	Andy Lee vs. Bal.	10/7/07
74	Tommy Davis vs. Chi.	10/30/51
72	Jon Kilgore vs. Chi.	12/6/69
71	Andy Lee vs. Sea	9/30/07
71	Andy Lee at StL	9/16/07
71	Tommy Davis vs. Chi.	10/25/59

LONGEST PUNT RETURNS

95t	John Taylor vs. Was.	11/21/88
94t	Hugh McElhenny at Chi.	10/19/52
93t	Dana McLemore vs. LA Rams	1/2/83
89t	Jimmy Williams vs. Sea.	12/1/02
88t	Manfred Moore vs. Atl.	11/24/74
85t	Abe Woodson at GB	10/21/62
83t	Dana McLemore vs. Chi.	12/14/87
80t	Abe Woodson vs. Det.	11/5/61
79t	Dana McLemore at NYG	10/8/84
78t	Ted Ginn Jr. at StL	12/26/10
78t	Dexter Carter vs. Min.	12/18/95

LONGEST KICKOFF RETURNS

105t	Abe Woodson at LA Rams	11/8/59
104t	Allen Rossum at Arz.	11/11/08
103t	Abe Woodson vs. Min.	9/15/63
102t	Ted Ginn Jr. vs. Sea.	9/11/11
101t	Terry Kirby vs. Car.	11/16/97
101t	James Owens at Det.	11/2/80
99t	Abe Woodson at NYG	11/17/63
98t	Dexter Carter vs. NO	12/1/91
98t	Vic Washington at Atl.	10/29/72
98t	Abe Woodson at Det.	10/1/61
97t	Vic Washington vs. Dal.	12/23/72
97t	Lenny Lyles vs. Bal.	12/18/60
96t	Dexter Carter at Was.	11/6/94
96	Joe Arenas vs. Bal.	12/16/56

LONGEST INTERCEPTION RETURNS

97t	Zack Bronson at Chi.	10/28/01
94t	Alvin Randolph vs. Chi.	12/11/66
93t	Deion Sanders at Atl.	10/16/94
90t	Deion Sanders at SD	12/11/94
88t	Tory Nixon at GB	10/26/86
86t	Eric Davis vs. StL	11/26/95
83t	Ronnie Lott at KC	12/26/82
82	Carlton Williamson vs. Sea.	11/25/85
77t	Tom Holmoe vs. StL Cardinals	11/9/86
74t	Deion Sanders vs. NO	9/25/94
73t	Tim McDonald at Was.	11/6/94

LONGEST FUMBLE RETURNS

99t	Don Griffin vs. Chi.	12/23/91
96t	Lee Woodall vs. Buf.	12/3/95
80t	Dwaine Carpenter at Chi.	10/31/04
80t	Dwight Hicks at Was.	10/4/81
78t	Derrick Johnson at Arz. (Mexico City)	10/2/05
75t	Clark Miller at Det.	11/14/65
73t	Skip Vanderbundt at Dal.	11/23/72
71	Gerard Williams vs. NO	9/23/79
71t	Darnell Walker at Min.	10/24/99
66t	Windlan Hall vs. Phi.	12/2/73
65t	Keena Turner at Was.	12/1/85
63t	Tommy Hart at StL Cardinals	10/24/71

LONGEST FIELD GOALS

63*	David Akers at GB	9/9/12
56	Joe Nedney at StL	12/24/05
56	Mike Cofer at Atl.	10/14/90
55	David Akers at Det.	10/16/11
55	David Akers vs. Dal.	9/18/11
54	David Akers at Sea.	12/23/12
54	Steve Mike-Mayer at LA Rams	11/9/75
54	Bruce Gossett vs. NO	10/21/73
53	David Akers at Cin.	9/25/11
53	Joe Nedney vs. Phi.	10/12/08
53	Ray Wersching at Det.	9/2/84
53	Tommy Davis at LA Rams	10/18/64

LONGEST RETURNS OF FIELD GOAL ATTEMPT

92t	Bruce Taylor at NO	12/13/70
74t	Nate Clements at NYG	10/19/08
62t	Johnny Jackson at Dal.	10/15/89
58t	Bruce Taylor at NO	9/26/71
41t	Donald Strickland vs. Phi.	10/12/08
38	Kermit Alexander vs. Phi.	11/20/66
30	Kermit Alexander at Phi.	9/20/64

*Tied NFL Record

NFL RECORDS HELD BY 49ERS

Most Consecutive Seasons Leading NFL in Passer Rating

4 Steve Young (1991–94)

Most Consecutive 300–Yard Passing Games

6 Steve Young (1998); tied with StL Kurt Warner (2000) and Oak. Rich Gannon (2000)

Highest Single–Game Completion Percentage (min. 15 atts.)

94.7 Alex Smith at Arz. (10/29/12)

Most Seasons Leading League in Passing Touchdowns

4 Steve Young (1992–94, '98); tied with Johnny Unitas (1957–60), Len Dawson (1962–63, 1965–66), Brett Favre (1995–97, 2003)

Most Receiving Touchdowns in a Game

5 Jerry Rice vs. Atl. (10/14/90); tied with Chi. Bob Shaw vs. Bal. (10/2/50) and SD Kellen Winslow vs. Oak. (11/22/81)

Most Interceptions in a Game

4 Dave Baker vs. LA Rams (12/4/60); tied with 17 others

Most Interceptions Returned for a Touchdown in a Game

2 Ken Norton vs. StL (10/22/95); tied with 26 others

Most Seasons Leading League in Kickoff Return Avg.

3 Abe Woodson (1959, 1962–63)

Most Points in a Season, No Touchdowns, Single Season

166 David Akers (2011)

Most Field Goals Attempted in a Season

52 David Akers (2011)

Most Field Goals Made in a Season

44 David Akers (2011)

Longest Field Goal Made

63 yds. David Akers (9/9/12); tied with 3 others

Highest Single Season Net Punting Average

44.0 Andy Lee (2011)

49ERS NFL LEADERS

RUSHING CHAMPIONS

1953	Joe Perry	1,018
1954	Joe Perry	1,049

PASSING CHAMPIONS (Passer Rating)

1970	John Brodie	93.9
1987	Joe Montana	102.1
1989	Joe Montana	112.4
1991	Steve Young	101.8
1992	Steve Young	107.0
1993	Steve Young	101.5
1994	Steve Young	112.8
1996	Steve Young	97.2
1997	Steve Young	104.7

49ERS NFL LEADERS

RECEIVING CHAMPIONS (Receptions)

1954	Billy Wilson	60
1956	Billy Wilson	60
1957	Billy Wilson	52
1965	Dave Parks	80
1968	Clifton McNeil	71
1982	Dwight Clark	60
1985	Roger Craig	92
1990	Jerry Rice	100
1996	Jerry Rice	108

RECEIVING CHAMPIONS (Touchdowns)

1953	Billy Wilson	10
1972	Gene Washington	12
1986	Jerry Rice	16
1987	Jerry Rice	22
1989	Jerry Rice	17
1990	Jerry Rice	13
1991	Jerry Rice	14
1993	Jerry Rice	16
1994	Jerry Rice	13
2001	Terrell Owens	16
2002	Terrell Owens	13
2009	Vernon Davis	13

PUNTING CHAMPIONS (Based on Average)

1962	Tommy Davis	45.6
2011	Andy Lee	50.9

SCORING

1952	Gordy Soltau	94
1953	Gordy Soltau	114
1984	Ray Wersching	131
1987	Jerry Rice	138
1989	Mike Cofer	136
2011	David Akers	166*

KICKOFF RETURNS (Based on Average)

1953	Joe Arenas	34.4
1959	Abe Woodson	29.4
1962	Abe Woodson	31.3
1963	Abe Woodson	32.2

FIELD GOALS MADE

1960	Tommy Davis	19
2011	David Akers	44*

PUNT RETURNS (Based on Yards)

1960	Abe Woodson	174
1988	John Taylor	556

INTERCEPTIONS

1960	Dave Baker	10
1986	Ronnie Lott	10
2003	Tony Parrish	9#

*NFL Record #Shared NFL Lead

ROOKIE SEASON RECORDS

RUSHING ATTEMPTS

NO	ATT	PLAYER	YEAR
1.	191	Vic Washington	1971
2.	189	Ken Willard	1965
3.	174	Wilbur Jackson	1974
4.	171	Earl Cooper	1980
5.	129	John H. Johnson	1954
6.	127	Frank Gore	2005
7.	125	Kevan Barlow	2001
8.	109	Don Lisbon	1963
9.	98	Hugh McElhenny	1952
10.	96	Billy Kilmer	1961

RUSHING YARDS

NO	YDS	PLAYER	YEAR
1.	811	Vic Washington	1971
2.	778	Ken Willard	1965
3.	725	Roger Craig	1983
4.	720	Earl Cooper	1980
5.	705	Wilbur Jackson	1974
6.	684	Hugh McElhenny	1952
7.	681	John H. Johnson	1954
8.	608	Frank Gore	2005
9.	512	Kevan Barlow	2001
10.	509	Billy Kilmer	1961

RUSHING TOUCHDOWNS

NO	TD	PLAYER	YEAR
1.	10	Billy Kilmer	1961
2.	9	John H. Johnson	1954
3.	8	Roger Craig	1983
4t.	6	Hugh McElhenny	1952
	6	William Floyd	1994
6t.	5	Ken Willard	1965
	5	Dicky Moegle	1955
8t.	4	Kevan Barlow	2001
9t.	3	Frank Gore	2005
	3	Earl Cooper	1980
	3	Delvin Williams	1974
	3	Vic Washington	1971
	3	J.D. Smith	1958

RECEPTIONS

NO	REC	PLAYER	YEAR
1.	83	Earl Cooper	1980
2.	51	Gene Washington	1969
3.	49	Jerry Rice	1985
4t.	48	Michael Crabtree	2009
		Roger Craig	1983
6.	40	Eric Johnson	2001
7.	38	J.J. Stokes	1995
8t.	36	Dave Parks	1964
	36	Vic Washington	1971
10.	35	Terrell Owens	1996

RECEIVING YARDS

NO	YDS	PLAYER	YEAR
1.	927	Jerry Rice	1985
2.	711	Gene Washington	1969
3.	703	Dave Parks	1964
4.	625	Michael Crabtree	2009
5.	567	Earl Cooper	1980
6.	520	Terrell Owens	1996
7.	517	J.J. Stokes	1995
8.	402	Alex Loyd	1950
9.	395	R.C. Owens	1957
10.	367	Hugh McElhenny	1952

RECEIVING TOUCHDOWNS

NO	TD	PLAYER	YEAR
1.	8	Dave Parks	1964
2t.	5	Jimmy Thomas	1969
	5	R.C. Owens	1957
4t.	4	Terrell Owens	1996
	4	J.J. Stokes	1995
	4	Roger Craig	1983
	4	Earl Cooper	1980
	4	Vic Washington	1971
	4	Ken Willard	1965
	4	Carroll Hardy	1955

PASSES COMPLETED

NO	COMP	PLAYER	YEAR
1.	88	Tom Owen	1974
2.	84	Alex Smith	2005
3.	38	Earl Morrall	1956
4t.	23	Steve Spurrier	1967
	23	George Mira	1964
6t.	21	Jim Druckenmiller	1997
	21	Scott Bull	1976
	21	Dennis Morrison	1975
9.	19	Billy Kilmer	1961
10.	13	Joe Montana	1979

PASSING YARDS

NO	YDS	PLAYER	YEAR
1.	1,327	Tom Owen	1974
2.	875	Alex Smith	2005
3.	621	Earl Morrall	1956
4.	331	George Mira	1964
5.	286	Billy Kilmer	1961
6.	252	Scott Bull	1976
7.	239	Jim Druckenmiller	1997
8.	227	Dennis Morrison	1974
9.	211	Steve Spurrier	1967
10.	160	John Brodie	1957

PASSING TOUCHDOWNS

NO	TD	PLAYER	YEAR
1.	10	Tom Owen	1974
2t.	2	Scott Bull	1976
	2	George Mira	1964
	2	John Brodie	1957
5t.	1	Alex Smith	2005
	1	Jim Druckenmiller	1997
	1	Bill Musgrave	1991
	1	Joe Montana	1979
	1	Dennis Morrison	1974
	1	Bob Waters	1960
	1	Earl Morrall	1956

PASSES ATTEMPTED

NO	ATT	PLAYER	YEAR
1.	184	Tom Owen	1974
2.	165	Alex Smith	2005
3.	78	Earl Morrall	1956
4.	53	George Mira	1964
5.	52	Jim Druckenmiller	1997
6.	51	Dennis Morrison	1974
7.	50	Steve Spurrier	1967
8.	48	Scott Bull	1976
9.	34	Billy Kilmer	1961
10.	23	Joe Montana	1979

PASSES INTERCEPTED

NO	INT	PLAYER	YEAR
1.	15	Tom Owen	1974
2.	11	Alex Smith	2005
3.	7	Steve Spurrier	1967
4.	6	Earl Morrall	1956
5t.	5	Dennis Morrison	1974
	5	George Mira	1964
7t.	4	Jim Druckenmiller	1997
	4	Scott Bull	1976
	4	Billy Kilmer	1961
10.	3	John Brodie	1957

PUNT RETURNS

NO	RET	PLAYER	YEAR
1.	47	R.W. McQuarters	1998
2.	38	Don Griffin	1986
3.	35	Anthony Leonard	1976
4t.	22	Brandon Williams	2006
	22	Ralph McGill	1972
6t.	21	Vinny Sutherland	2001
	21	Joe Arenas	1951
8.	20	Hugh McElhenny	1952

PUNT RETURN YARDS

NO	YDS	PLAYER	YEAR
1.	406	R.W. McQuarters	1998
2.	377	Don Griffin	1986
3.	293	Anthony Leonard	1976
4.	284	Hugh McElhenny	1952
5.	272	Joe Arenas	1951
6.	219	Ralph McGill	1972

PUNT RETURN TOUCHDOWNS

NO	TD	PLAYER	YEAR
1t.	1	Otis Amey	2005
	1	R.W. McQuarters	1998
	1	Don Griffin	1986
	1	Dana McLemore	1982
	1	Anthony Leonard	1976
	1	Manfred Moore	1974
	1	Hugh McElhenny	1952

PUNTING ATTEMPTS

NO	ATT	PLAYER	YEAR
1.	96	Andy Lee	2004
2.	79	Tom Wittum	1973
3.	78	Barry Helton	1988
4.	77	Jim Miller	1980
5.	73	Steve Spurrier	1967

PUNTING YARDS

NO	YDS	PLAYER	YEAR
1.	3,990	Andy Lee	2004
2.	3,455	Tom Wittum	1973
3.	3,152	Jim Miller	1980
4.	3,069	Barry Helton	1988
5.	2,813	Jason Baker	2001

PUNTING AVERAGE*

NO	AVG	PLAYER	YEAR
1.	45.7	Tommy Davis	1959
2.	43.7	Tom Wittum	1973
3.	41.6	Andy Lee	2004
4.	40.9	Jim Miller	1980
5.	40.7	Jason Baker	2001

*minimum of 20 punts

ROOKIE SEASON RECORDS (CONT.)

KICKOFF RETURNS

NO	RET	PLAYER	YEAR
1.	50	Vinny Sutherland	2001
2.	41	James Owens	1979
3.	41	Dexter Carter	1971
4.	33	Vic Washington	1990
5t.	26	Rasheed Marshall	2005
	26	Anthony Leonard	1976
7.	21	Joe Arenas	1951

KICKOFF RETURN YARDS

NO	YDS	PLAYER	YEAR
1.	1,140	Vinny Sutherland	2001
2.	1,002	James Owens	1979
3.	858	Vic Washington	1971
4.	783	Dexter Carter	1990
5.	553	Anthony Leonard	1976
6.	542	Joe Arenas	1951

KICKOFF RETURN TOUCHDOWNS

NO	TD	PLAYER	YEAR
1t.	1	Amos Lawrence	1981
	1	James Owens	1979
	1	Dave Williams	1977

INTERCEPTIONS

NO	INT	PLAYER	YEAR
1.	7	Ronnie Lott	1981
2t.	6	Tim McKyer	1986
	6	Dicky Moegle	1955
4t.	5	Kermit Alexander	1963
	5	Jimmy Johnson	1961
	5	Dave Baker	1959
	5	Fred Brune	1953
	5	Jim Powers	1950

INTERCEPTION RETURN YARDS

NO	YDS	PLAYER	YEAR
1.	138	Alvin Randolph	1967
2.	117	Ronnie Lott	1981
3.	116	Jimmy Johnson	1961
4.	81	Todd Shell	1984
5.	77	Rex Berry	1951

INTERCEPTION RETURN TOUCHDOWNS

NO	TD	PLAYER	YEAR
1.	3	Ronnie Lott	1981
2t.	1	Tim McKyer	1986
	1	Bill Belk	1968
	1	Alvin Randolph	1966

TOTAL TOUCHDOWNS

NO	TD	PLAYER	YEAR
1.	12	Roger Craig	1983
2t.	10	Billy Kilmer	1961
	10	Hugh McElhenny	1952
4t.	9	Earl Cooper	1980
	9	Ken Willard	1965
	9	John H. Johnson	1954

TOTAL POINTS

NO	PTS	PLAYER	YEAR
1.	105	Doug Brien	1994
2.	103	Wade Richey	1997
3.	72	Roger Craig	1983

SACKS

NO	SACKS	PLAYER	YEAR
1.	14.0	LB Aldon Smith	2011
2.	12.0	DT Charles Haley	1986
3.	10.5	DT Dana Stubblefield	1993
4.	6.5	DE Andre Carter	2001

ROOKIE SINGLE GAME RECORDS

RUSHING YARDS

NO	YDS	PLAYER	DATE	OPPONENT
1.	170	Hugh McElhenny	10/5/52	Dal.
2.	134	Amp Lee	12/13/92	Min.
3.	131	Billy Kilmer	10/8/61	LA Rams
4.	125	Vic Washington	11/28/71	NYJ
5t.	124	Dexter Carter	12/17/90	LA Rams
	124	John H. Johnson	11/20/54	Pit.
7.	118	Jimmy Thomas	12/6/69	Chi.
8.	108	Frank Gore	1/1/06	Hou.
9.	100	Ricky Watters	9/6/92	NYG

RUSHING TOUCHDOWNS

NO	TD	PLAYER	DATE	OPPONENT
1.	4	Billy Kilmer	10/15/61	Min.
2t.	3	Ricky Watters	10/18/92	Atl.
	3	Roger Craig	12/4/83	TB

RECEPTIONS

NO	REC	PLAYER	DATE	OPPONENT
1t.	10	Jerry Rice	12/9/85	LA Rams
	10	Earl Cooper	9/7/80	NO
3.	9	Earl Cooper	9/14/80	StL
4t.	8	Earl Cooper	10/26/80	TB
	8	Earl Cooper	10/19/80	LA Rams
	8	Monty Stickles	9/25/60	NYG

RECEIVING YARDS

NO	YDS	PLAYER	DATE	OPPONENT
1.	241	Jerry Rice	12/9/85	LA Rams
2.	146	Dave Parks	10/25/64	Min.
3.	131	Aaron Thomas	11/19/61	Chi.
4.	125	Clyde Conner	12/8/56	GB
5.	123	Monty Stickles	9/25/60	NYG

TOTAL TOUCHDOWNS

NO	TD	PLAYER	DATE	OPPONENT
1.	4	Billy Kilmer	10/15/61	Min.
2.	3	Roger Craig	12/4/83	TB

PUNT RETURN YARDS

NO	YDS	PLAYER	DATE	OPPONENT
1.	141	Anthony Leonard	10/17/76	NO
2.	133	Bruce Taylor	11/15/70	Houston
3.	125	Dana McLemore	1/2/83	LA Rams
4.	122	Hugh McElhenny	10/19/52	Chi.
5.	109	Ralph McGill	10/29/72	Atl.

KICKOFF RETURN YARDS

NO	YDS	PLAYER	DATE	OPPONENT
1.	179	Vic Washington	11/14/71	NO
2.	172	LaMichael James	12/23/12	Sea.
3.	163	Jamal Willis	10/15/95	Ind.
4.	159	Doug Cunningham	10/22/67	NO
5t.	147	Dana McLemore	12/2/82	LA Rams
	147	Vinny Sutherland	11/18/01	Car.

INTERCEPTIONS

NO	INT	PLAYER	DATE	OPPONENT
1t.	2	Tim McKyer	12/19/86	LA Rams
	2	Ronnie Lott	10/11/81	Det.
	2	Carlton Williamson	11/29/81	NYG
	2	Ricky Churchman	11/30/80	NE
	2	Jimmy Johnson	11/5/61	Det.
	2	Dicky Moegle	10/23/55	Chi.
	2	Rex Berry	10/21/51	Chi.
	2	Jimmy Powers	10/22/50	Det.

ROOKIE HIGHLIGHTS

LONG RUNS FROM SCRIMMAGE

NO	YDS	PLAYER	OPPONENT	DATE
1.	89t	Hugh McElhenny	at Dal.	10/5/52
2.	82t	Hugh McElhenny	Dal.	10/26/52
3.	75t	Jimmy Thomas	Chi.	12/6/69
4.	74t	Dexter Carter	at Atl.	10/14/90
5.	72t	Frank Gore	at Was.	10/23/05

LONG RECEPTIONS

NO	YDS	PLAYER	OPPONENT	DATE
1.	83t	Dave Parks	at LA Rams	10/18/64
2.	80t	Dave Parks	Min.	10/25/64
3.	79t	Dave Parks	at Min.	11/8/64
4.	78	Keith Henderson	Atl.	11/12/89
	78t	Carroll Hardy	Det.	10/30/55

LONG PUNTS

NO	YDS	PLAYER	OPPONENT	DATE
1.	86	Larry Barnes	Chi.	9/29/57
2.	81	Andy Lee	at TB	11/21/04
3.	71	Tommy Davis	Chi.	10/25/59
4.	70	Chad Stanley	at Jac.	9/12/99
5.	65	Jim Miller	at NYJ	9/21/80

LONG PUNT RETURNS

NO	YDS	PLAYER	OPPONENT	DATE
1.	94t	Hugh McElhenny	Chi.	10/16/52
2.	93t	Dana McLemore	LA Rams	1/2/83
3.	88t	Manfred Moore	Atl.	11/24/74
4.	76t	Don Griffin	Atl.	11/23/86
	76	Bruce Taylor	at Chi.	11/8/70

LONG KICKOFF RETURNS

NO	YDS	PLAYER	OPPONENT	DATE
1.	94	Doug Cunningham	NO	11/22/67
2.	92t	Amos Lawrence	LA Rams	11/22/81
3.	85t	James Owens	Den.	11/18/79
4.	80t	Dave Williams	at Min.	12/4/77
5.	74	Vic Washington	NE	10/31/71

LONG RETURNS OF FIELD GOAL ATTEMPTS

NO	YDS	PLAYER	OPPONENT	DATE
1.	92t	Bruce Taylor	at NO	12/13/70
2.	62t	Johnny Jackson	at Dal.	10/15/89

LONG COMPLETIONS

NO	YDS	PLAYER	OPPONENT	DATE
1.	79t	George Mira	at Min.	11/8/64
2.	68t	Tom Owen	at Chi.	11/17/74
3.	53t	Tom Owen	Atl.	11/24/74
4.	50t	Harry Sydney	NO	11/15/87
	50	Jim Powers	at Det.	10/8/50

LONG INTERCEPTION RETURNS

NO	YDS	PLAYER	OPPONENT	DATE
1.	94t	Alvin Randolph	Chi.	12/11/66
2.	70t	Jason Webster	Atl.	11/19/00
	70	Bruce Taylor	GB	11/1/70
4.	63	Jimmy Johnson	GB	12/10/61
5.	53t	Todd Shell	at NO	11/25/84

LONG FIELD GOALS

NO	YDS	PLAYER	OPPONENT	DATE
1.	54	Steve Mike—Mayer	at LA Rams	11/9/75
2.	52	Jose Cortez	StL	9/23/01
3.	49	Jose Cortez	at NYJ	10/1/01
4.	48	Doug Brien	at NO	11/28/94
5.	47	Doug Brien	at LA Rams	9/18/94

LONG FUMBLE RETURNS

NO	YDS	PLAYER	OPPONENT	DATE
1.	75t	Derrick Johnson	at Arz.	10/2/05
2.	34	Eric Davis	at LA Rams	12/17/90
3.	18	Ed Pine	at Min.	12/2/62
4.	17	Jamie Winborn	at NO	1/6/02
5.	16	Jack Capple	Min.	10/24/65

100-YARD RUSHING GAMES

Player	Game(s)	YDS (ATT-LG-TD)
1. Hugh McElhenny	at Dal. Texans (10/5/52)	170 (7-89t-1)
2. Joe Perry**	vs. Bal. (10/29/50)	142 (16-49-0)
3. Joe Perry**	vs. GB (12/10/50)	135 (9-78t-1)
4. Amp Lee	at Min. (12/13/92)	134 (23-43-1)
5. Billy Kilmer	vs. LA Rams (10/8/61)	131 (19-26-2)
6. Vic Washington	at NYJ (11/28/71)	125 (27-20-1)
7. Dexter Carter	at LA Rams (12/17/90)	124 (13-74t-1)
John Henry Johnson	at Pit. (11/20/54)	124 (17-24t-1)
9. Jimmy Thomas	vs. Chi. (12/6/69)	118 (6-75t-1)
10. Billy Kilmer	at Min. (10/15/61)	115 (20-21-4)
11. Ken Willard	at Min. (11/28/65)	113 (18-21-0)
12. Frank Gore	vs. Hou. (1/1/06)	108 (25-28-0)
Joe Arenas	vs. GB (12/9/51)	108 (12-14-2)
14. Billy Kilmer	at Det. (10/1/61)	103 (16-31-2)
Hugh McElhenny	at Chi. (10/19/52)	103 (12-25t-2)

**player who was in his 1st NFL season, but had previous prof experience.

100-YARD RECEIVING GAMES

Player	Game(s)	YDS (REC-TD)
1. Jerry Rice	vs. LA Rams (12/9/85)	241 (10-1)
2. Dave Parks	vs. Min. (10/25/64)	146 (5-1)
3. Aaron Thomas	vs. Chi. (11/19/61)	131 (3-2)
4. Clyde Conner	vs. GB (12/8/56)	125 (7-1)
5. Monty Stickles	vs. NYG (9/25/60)	123 (8-0)
6. Carroll Hardy	at GB (11/20/55)	122 (4-2)
7. Bernie Casey	vs. GB (12/10/61)	118 (5-1)
Hugh McElhenny	at NYG (11/9/52)	118 (4-0)
9. Dave Parks	at LA Rams (10/18/64)	112 (3-1)
10. Jerry Rice	vs. Dal. (12/22/85)	111 (7-0)
11. Terrell Owens	vs. Car. (12/8/96)	110 (5-1)
12. Alyn Beals**	vs. LA Rams (10/1/50)	106 (7-0)
J.J. Stokes	at Atl. (12/24/95)	106 (5-1)
14. Alex Loyd	at Cle. (11/12/50)	102 (5-0)
Don Lisbon	vs. Dal. (11/10/63)	102 (5-2)

**player who was in his 1st NFL season, but had previous prof experience.

CAREER 100/300 YARD GAMES

CAREER 100-YARD RUSHING GAMES

NO	PLAYER	W-L-T
33	Frank Gore	26-7-0
20	Joe Perry	16-4-0
16	Garrison Hearst	15-1-0
14	Roger Craig	11-3-0
12	Hugh McElhenny	8-4-0
12	J.D. Smith	7-5-0
10	Wendell Tyler	8-2-0
10	Delvin Williams	5-5-0
9	Ricky Watters	8-1-0
9	Ken Willard	5-3-1
6	Charlie Garner	3-3-0
5	Kevan Barlow	2-3-0
4	Billy Kilmer	4-0-0
3	Wilbur Jackson	2-1-0
3	Paul Hofer	0-3-0
2	Joe Cribbs	2-0-0
2	Larry Schreiber	2-0-0
2	Maurice Hicks	2-0-0
1	Brian Westbrook	1-0-0
1	Joe Arenas	1-0-0
1	Dexter Carter	1-0-0
1	Lenvil Elliott	1-0-0
1	Keith Henderson	1-0-0
1	John Henry Johnson	1-0-0
1	Terry Kirby	1-0-0
1	Amp Lee	1-0-0
1	Gary Lewis	1-0-0
1	Verl Lillywhite	1-0-0
1	Lawrence Phillips	1-0-0
1	C.R. Roberts	1-0-0
1	Jimmy Thomas	1-0-0
1	Vic Washington	1-0-0
1	O.J. Simpson	0-1-0
1	Steve Young	0-1-0
187		140-46-1

CAREER 300-YARD PASSING GAMES

NO	PLAYER	W-L-T
35	Joe Montana	26-9-0
28	Steve Young	21-7-0
14	Jeff Garcia	5-9-0
6	John Brodie	4-1-1
5	Y.A. Tittle	4-1-0
5	Steve DeBerg	0-5-0
3	Elvis Grbac	2-1-0
3	Alex Smith	1-2-0
2	Steve Bono	2-0-0
2	Jeff Kemp	1-1-0
2	Steve Spurrier	0-2-0
1	Colin Kaepernick	1-0-0
1	Troy Smith	1-0-0
1	Tim Rattay	1-0-0
1	George Mira	1-0-0
1	Tom Owen	1-0-0
1	J.T. O'Sullivan	1-0-0
1	Shaun Hill	0-1-0
1	Mike Moroski	0-1-0
113		72-40-1

CAREER 100-YARD RECEIVING GAMES

NO	PLAYER	W-L-T
66	Jerry Rice	46-20-0
25	Terrell Owens	15-10-0
17	Gene Washington	11-5-1
16	Dwight Clark	11-5-0
12	John Taylor	10-2-0
11	Freddie Solomon	5-6-0
11	Dave Parks	2-8-1
10	Gordy Soltau	5-5-0
9	Bernie Casey	3-4-2
9	Billy Wilson	3-4-2
8	R.C. Owens	5-2-1
8	Vernon Davis	3-5-0
7	Michael Crabtree	4-3-0
5	Monty Stickles	3-2-0
4	Paul Hofer	2-2-0
4	J.J. Stokes	2-2-0
3	J.R. Boone	2-1-0
3	Dick Witcher	2-1-0
3	Clinton McNeil	1-2-0
3	Ted Kwalick	0-2-1
3	Garrison Hearst	2-1-0
3	Brandon Lloyd	0-3-0
2	Isaac Bruce	1-1-0
2	Antonio Bryant	1-1-0
2	Clyde Conner	2-0-0
2	Roger Craig	2-0-0
2	John David Crow	1-1-0
2	Eric Johnson	1-1-0
2	Hugh McElhenny	1-1-0
1	Anquan Boldin	1-0-0
1	Joshua Morgan	0-1-0
1	Frank Gore	0-1-0
1	Danny Abramowicz	1-0-0
1	Arnaz Battle	0-1-0
1	Alyn Beals	0-1-0
1	Jimmy Cason	0-1-0
1	Curtis Conway	0-1-0
1	Charlie Garner	0-1-0
1	Carroll Hardy	0-1-0
1	Jimmy Johnson	1-0-0
1	Brent Jones	1-0-0
1	Don Lisbon	1-0-0
1	Alex Loyd	0-1-0
1	Willie McGee	1-0-0
1	Jeff Moore	1-0-0
1	Renaldo Nehemiah	1-0-0
1	Joe Perry	0-1-0
1	Ted Popson	1-0-0
1	Tom Rathman	1-0-0
1	Mike Sherrard	0-1-0
1	J.D. Smith	1-0-0
1	Aaron Thomas	1-0-0
1	Ricky Watters	1-0-0
1	Cedrick Wilson	0-1-0
1	Mike Wilson	1-0-0
279		158-113-8

49ERS 300-YARD PASSERS

412 – Colin Kaepernick vs. GB	9/8/13 (27 of 39)
303 – Alex Smith vs. Buf.	10/7/12 (18 of 24)
356 – Troy Smith vs. STL	11/15/10 (17 of 28)
309 – Alex Smith vs. Phi.	10/10/10 (25 of 39)
310 – Alex Smith at Sea.	12/6/09 (27 of 45)
303 – Shaun Hill at Dal.	11/23/08 (21 of 33)
321 – J.T. O'Sullivan at Sea.	9/14/08 (20 of 32)
417 – Tim Rattay vs. Arz.	10/10/04 (38 of 57)
344 – Jeff Garcia at Cin.	12/14/03 (26 of 33)
337 – Jeff Garcia at SD	11/17/02 (25 of 43)
305 – Jeff Garcia at Car.	11/18/01 (34 of 54)
332 – Jeff Garcia at Atl.	10/14/01 (27 of 41)
335 – Jeff Garcia vs. Atl.	9/9/01 (26 of 40)
402 – Jeff Garcia vs. Chi.	12/17/00 (36 of 44)
305 – Jeff Garcia vs. NO	12/10/00 (25 of 38)
323 – Jeff Garcia at SD	12/3/00 (18 of 32)
307 – Jeff Garcia at Car.	10/22/00 (25 of 39)
336 – Jeff Garcia at GB	10/15/00 (27 of 42)
336 – Jeff Garcia vs. Oak.	10/8/00 (28 of 41)
373 – Jeff Garcia at Atl.	1/3/00 (26 of 34)
303 – Jeff Garcia at Car.	12/18/99 (29 of 46)
437 – Jeff Garcia at Cin.	12/5/99 (33 of 49)
309 – Steve Young at NO	10/11/98 (21 of 40)
342 – Steve Young at Atl.	11/15/98 (21 of 40)
331 – Steve Young vs. Ind.	10/18/98 (33 of 51)
329 – Steve Young at Buf.	10/4/98 (23 of 38)
387 – Steve Young vs. Atl.	9/27/98 (28 of 39)
303 – Steve Young at Was.	9/14/98 (21 of 32)
363 – Steve Young vs. NYJ	9/6/98 (26 of 46)
336 – Steve Young vs. Atl.	9/21/97 (17 of 24)
393 – Steve Young vs. Car.	12/8/96 (27 of 41)
316 – Steve Young at Atl.	12/24/95 (31 of 44)
425 – Steve Young vs. Min.	12/18/95 (30 of 49)
336 – Steve Young at Car.	12/10/95 (31 of 45)
382 – Elvis Grbac at Mia.	11/20/95 (31 of 41)
327 – Elvis Grbac at Car.	11/5/95 (26 of 37)
305 – Elvis Grbac at Dal.	11/12/95 (20 of 30)
348 – Steve Young at Det.	9/25/95 (27 of 44)
331 – Steve Young vs. Atl.	9/10/95 (27 of 40)
350 – Steve Young vs. Den.	12/17/94 (20 of 29)
304 – Steve Young at SD	12/11/94 (25 of 32)
325 – Steve Young vs. LA Rams	11/20/94 (30 of 44)
355 – Steve Young at LA Rams	9/18/94 (31 of 39)
308 – Steve Young vs. LA Raiders	9/5/94 (19 of 32)
354 – Steve Young at Det.	12/19/93 (17 of 23)
462 – Steve Young at LA Rams	11/28/93 (26 of 32)
311 – Steve Young at TB	11/14/93 (23 of 29)
342 – Steve Young vs. Phi.	11/29/92 (24 of 35)
399 – Steve Young vs. Atl.	10/18/92 (18 of 28)
449 – Steve Young vs. Buf.	9/13/92 (26 of 37)
338 – Steve Young vs. Chi.	12/23/91 (21 of 32)
347 – Steve Bono vs. NO	12/1/91 (27 of 41)
306 – Steve Bono at LA Rams	11/25/91 (18 of 33)
348 – Steve Young vs. Atl.	10/13/91 (22 of 38)
348 – Steve Young vs. SD	9/8/91 (26 of 36)
411 – Joe Montana at GB	11/4/90 (25 of 40)

476 – Joe Montana at Atl.	10/14/90 (32 of 49)
318 – Joe Montana at Hou.	10/7/90 (20 of 28)
398 – Joe Montana vs. Atl.	9/23/90 (24 of 36)
390 – Joe Montana vs. Was.	9/16/90 (29 of 44)
458 – Joe Montana at LA Rams	12/11/89 (30 of 42)
325 – Joe Montana vs. GB	11/19/89 (30 of 42)
302 – Joe Montana vs. NO	11/6/89 (22 of 31)
428 – Joe Montana at Phi.	9/24/89 (25 of 34)
302 – Joe Montana at Sea.	9/25/88 (20 of 29)
343 – Joe Montana vs. Atl.	9/18/88 (32 of 48)
308 – Joe Montana at GB	12/6/87 (26 of 35)
342 – Joe Montana vs. Cle.	11/29/87 (23 of 31)
304 – Joe Montana at TB	11/22/87 (29 of 45)
334 – Joe Montana vs. STL Cardinals	10/18/87 (31 of 39)
316 – Joe Montana at Pit.	9/13/87 (34 of 49)
441 – Joe Montana at Was.	11/17/86 (33 of 60)
332 – Mike Moroski at NO	11/2/86 (23 of 40)
359 – Jeff Kemp vs. Min.	10/12/86 (23 of 42)
332 – Jeff Kemp vs NO	9/21/86 (29 of 44)
356 – Joe Montana at TB	9/7/86 (32 of 46)
322 – Joe Montana vs. Dal.	12/22/85 (24 of 34)
354 – Joe Montana at NO	12/15/85 (25 of 38)
328 – Joe Montana vs. LA Rams	12/9/85 (26 of 36)
306 – Joe Montana at LA Rams	10/27/85 (22 of 30)
429 – Joe Montana at Atl.	10/6/85 (37 of 57)
301 – Joe Montana vs. Cin.	11/4/84 (27 of 42)
365 – Joe Montana at LA Rams	10/28/84 (21 of 31)
353 – Joe Montana at Hou.	10/21/84 (25 of 35)
381 – Joe Montana vs. Was.	9/10/84 (24 of 40)
358 – Joe Montana at LA Rams	10/23/83 (25 of 39)
316 – Joe Montana vs. LA Rams	10/9/83 (28 of 42)
341 – Joe Montana at STL Cardinals	9/18/83 (20 of 32)
356 – Joe Montana vs. SD	12/11/82 (31 of 46)
305 – Joe Montana vs. LA Rams	12/2/82 (26 of 37)
334 – Joe Montana vs. NO	11/28/82 (27 of 42)
408 – Joe Montana at STL Cardinals	11/21/82 (26 of 39)
336 – Joe Montana at Den.	9/19/82 (26 of 37)
345 – Steve DeBerg at Atl.	9/28/80 (32 of 51)
345 – Steve DeBerg vs. Atl.	12/16/79 (29 of 54)
348 – Steve DeBerg vs. Chi. Bears	10/28/79 (26 of 41)
306 – Steve DeBerg vs. Sea.	10/7/79 (31 of 40)
321 – Steve DeBerg at Hou.	9/17/78 (20 to 32)
316 – Tom Owen at Chi.	11/17/74 (15 of 26)
320 – Steve Spurrier vs. Min.	10/14/73 (31 of 48)
315 – Steve Spurrier at GB	11/5/72 (19 of 37)
317 – John Brodie at Chi.	11/8/70 (21 of 28)
301 – John Brodie vs. GB	12/1/68 (24 of 39)
324 – George Mira at Atl.	12/10/67 (20 of 34)
328 – John Brodie vs. GB	12/10/61 (19 of 29)
322 – John Brodie vs. Chi.	11/19/61 (11 of 19)
316 – Y.A. Tittle at Det.	10/16/55 (15 of 31)
371 – Y.A. Tittle vs. Bal.	12/13/53 (29 of 44)
301 – Y.A. Tittle at LA Rams	11/8/53 (18 of 32)
304 – Y.A. Tittle vs. Chi.	11/1/53 (25 of 43)
341 – Y.A. Tittle at NYG	11/9/52 (16 of 29)

49ERS 100-YARD RUSHERS SINCE 1970

153 – Frank Gore at StL	9/26/13 (20 carries)
131 – Frank Gore vs. Sea.	10/18/12 (16 carries)
106 – Frank Gore vs. Buf.	10/7/12 (14 carries)
112 – Frank Gore at GB	9/9/12 (16 carries)
107 – Frank Gore at Was.	11/6/11 (19 carries)
134 – Frank Gore vs. Cle.	10/30/11 (31 carries)
141 – Frank Gore at Det.	10/16/11 (15 carries)
125 – Frank Gore vs. TB	10/9/11 (20 carries)
127 – Frank Gore at Phi.	10/2/11 (15 carries)
136 – Brian Westbrook at Arz.	11/29/10 (23 carries)
118 – Frank Gore vs. Den. (London)	10/31/10 (29 carries)
102 – Frank Gore at Car.	10/24/10 (19 carries)
149 – Frank Gore vs. Oak.	10/17/10 (25 carries)
112 – Frank Gore vs. NO	9/20/10 (20 carries)
107 – Frank Gore at StL	1/3/10 (23 carries)
107 – Frank Gore at Phi.	12/20/09 (16 carries)
167 – Frank Gore vs. Arz.	12/14/09 (25 carries)
104 – Frank Gore vs. Chi.	11/12/09 (25 carries)
207 – Frank Gore vs. Sea.	9/20/09 (16 carries)
106 – Frank Gore vs. StL	11/16/08 (18 carries)
101 – Frank Gore vs. Phi.	10/12/08 (19 carries)
130 – Frank Gore vs. Det.	9/21/08 (27 carries)
138 – Frank Gore vs. Cin.	12/15/07 (29 carries)
116 – Frank Gore at Arz.	11/25/07 (21 carries)
153 – Frank Gore at Den.	12/31/06 (31 carries)
130 – Frank Gore vs. GB	12/10/06 (18 carries)
144 – Frank Gore at Sea.	12/14/06 (29 carries)
134 – Frank Gore at StL	11/26/06 (21 carries)
212 – Frank Gore vs. Sea.	11/19/06 (24 carries)
159 – Frank Gore at Det.	11/12/06 (22 carries)
111 – Frank Gore at Chi.	10/29/06 (12 carries)
134 – Frank Gore vs. Oak.	10/8/06 (27 carries)
127 – Frank Gore vs. StL	9/17/06 (29 carries)
108 – Frank Gore vs. Hou	1/1/06 (25 carries)
109 – Maurice Hicks at StL	12/24/05 (10 carries)
101 – Kevan Barlow vs. TB	10/30/05 (26 carries)
103 – Kevan Barlow at NE	1/2/05 (25 carries)
139 – Maurice Hicks at Arz.	12/12/04 (34 carries)
114 – Kevan Barlow at NO	9/19/04 (20 carries)
154 – Kevan Barlow at Phi.	12/21/03 (30 carries)
154 – Kevan Barlow vs. Arz.	12/7/03 (18 carries)
117 – Garrison Hearst vs. TB	10/19/03 (20 carries)
124 – Garrison Hearst vs. Sea.	12/1/02 (31 carries)
116 – Garrison Hearst vs. StL	10/6/02 (13 carries)
103 – Garrison Hearst vs. Mia.	12/16/01 (26 carries)
124 – Garrison Hearst vs. Buf	12/2/01 (25 carries)
106 – Garrison Hearst at Ind.	11/25/01 (12 carries)
145 – Garrison Hearst vs. NO	11/11/01 (17 carries)
102 – Charlie Garner vs. KC	11/12/00 (25 carries)
109 – Charlie Garner vs. Oak.	10/8/00 (24 carries)
201 – Charlie Garner at Dal.	9/24/00 (36 carries)
129 – Charlie Garner vs. Was	12/26/99 (16 carries)
127 – Charlie Garner vs. Atl.	12/12/99 (26 carries)
166 – Charlie Garner vs. Pit	11/7/99 (20 carries)
102 – Lawrence Phillips at Arz.	9/27/99 (9 carries)
107 – Garrison Hearst at NE	12/20/98 (27 carries)
198 – Garrison Hearst vs. Det.	12/14/98 (24 carries)
139 – Garrison Hearst at Car.	12/6/98 (20 carries)
166 – Garrison Hearst vs. NYG	11/30/98 (20 carries)
138 – Garrison Hearst at Was	9/14/98 (22 carries)
187 – Garrison Hearst vs. NYJ	9/6/98 (20 carries)
104 – Garrison Hearst vs. Dal.	11/2/97 (22 carries)
105 – Garrison Hearst at Atl.	10/19/97 (18 carries)
141 – Garrison Hearst at Car.	9/29/97 (28 carries)

105 – Terry Kirby at Atl.	12/2/96 (12 carries)
105 – Ricky Watters at NO	11/28/94 (26 carries)
103 – Ricky Watters vs. TB	10/23/94 (14 carries)
116 – Ricky Watters vs. NO	11/22/93 (16 carries)
135 – Ricky Watters at NO	9/26/93 (25 carries)
112 – Ricky Watters vs. Atl.	9/19/93 (19 carries)
134 – Amp Lee at Min.	12/13/92 (23 carries)
163 – Ricky Watters at LA Rams	11/22/92 (26 carries)
115 – Ricky Watters vs. NO	11/15/92 (21 carries)
104 – Ricky Watters at NE	10/11/92 (19 carries)
100 – Ricky Watters at NYG	9/6/92 (13 carries)
104 – Keith Henderson vs. Det.	10/20/91 (20 carries)
102 – Steve Young vs. NO	12/23/90 (8 carries)
124 – Dexter Carter at LA Rams	12/17/90 (13 carries)
105 – Roger Craig vs. Buf.	12/17/89 (25 carries)
109 – Roger Craig vs. Atl.	11/12/89 (17 carries)
131 – Roger Craig at Ind.	9/10/89 (24 carries)
115 – Roger Craig vs. NO	12/11/88 (22 carries)
103 – Roger Craig at Atl.	12/4/88 (23 carries)
162 – Roger Craig at Phx.	11/6/88 (22 carries)
190 – Roger Craig at LA Rams	10/16/88 (22 carries)
143 – Roger Craig vs. Den.	10/9/88 (26 carries)
107 – Roger Craig at Sea.	9/25/88 (21 carries)
110 – Roger Craig at NYG	9/11/88 (18 carries)
104 – Roger Craig at LA Rams	11/1/87 (23 carries)
107 – Joe Cribbs at NE	12/14/86 (23 carries)
101 – Roger Craig vs. Atl.	11/23/86 (17 carries)
105 – Joe Cribbs vs. StL	11/9/86 (21 carries)
111 – Wendell Tyler vs. KC	11/17/85 (16 carries)
117 – Roger Craig at Den.	11/11/85 (22 carries)
107 – Wendell Tyler at Det.	10/20/85 (16 carries)
107 – Roger Craig vs. Atl.	9/15/85 (11 carries)
125 – Wendell Tyler at Min.	9/8/85 (21 carries)
117 – Wendell Tyler at NO	11/25/84 (15 carries)
108 – Wendell Tyler at Hou.	10/21/84 (23 carries)
101 – Wendell Tyler at NYG	10/8/84 (14 carries)
113 – Wendell Tyler at Phi.	9/23/84 (21 carries)
102 – Wendell Tyler vs. TB	12/4/83 (16 carries)
108 – Wendell Tyler at StL	9/18/83 (18 carries)
107 – Wendell Tyler at Min.	9/8/83 (19 carries)
125 – Lenvil Elliot vs. NO	12/7/80 (20 carries)
147 – Paul Hofer at NO	11/11/79 (17 carries)
102 – Paul Hofer at Oak.	11/4/79 (12 carries)
104 – Paul Hofer vs. LA Rams	11/19/78 (20 carries)
108 – O.J. Simpson vs. Chi.	9/10/78 (27 carries)
107 – Delvin Williams at Min.	12/4/77 (27 carries)
190 – Wilbur Jackson vs. NO	11/27/77 (16 carries)
123 – Wilbur Jackson at NO	11/13/77 (22 carries)
110 – Delvin Williams at NO	11/13/77 (25 carries)
106 – Delvin Williams vs. Det.	10/23/77 (27 carries)
104 – Delvin Williams at SD	12/5/76 (26 carries)
156 – Wilbur Jackson vs. Min.	11/29/76 (30 carries)
153 – Delvin Williams vs. Min.	11/29/76 (20 carries)
180 – Delvin Williams vs. Was.	11/7/76 (23 carries)
194 – Delvin Williams at StL Cardinals	10/31/76 (34 carries)
121 – Delvin Williams at GB	9/12/76 (25 carries)
104 – Delvin Williams at Atl.	12/14/75 (10 carries)
106 – Delvin Williams vs. Chi.	11/16/75 (12 carries)
129 – Ken Willard at NYJ	11/28/71 (15 carries)
125 – Vic Washington at NYJ	11/28/71 (27 carries)
106 – Larry Schreiber vs. Atl.	11/24/74 (20 carries)
117 – Ken Willard vs. Phi.	12/2/73 (15 carries)
104 – Larry Schreiber vs. Bal.	11/12/72 (17 carries)
105 – Ken Willard vs. Cle.	9/27/70 (22 carries)

49ERS 100-YARD RECEIVERS SINCE 1970

208 – Anquan Boldin vs. GB	9/8/13 (13 catches)
172 – Michael Crabtree vs. Arz.	12/30/12 (8 catches)
107 – Michael Crabtree at NE	12/16/12 (7 catches)
101 – Michael Crabtree at StL	12/2/12 (7 catches)
113 – Michael Crabtree vs. Buf.	10/7/12 (6 catches)
106 – Vernon Davis vs. Buf.	10/7/12 (5 catches)
118 – Vernon Davis at StL	1/1/12 (8 catches)
120 – Michael Crabtree vs. Arz.	11/20/11 (5 catches)
114 – Vernon Davis at Cin.	9/25/11 (8 catches)
122 – Michael Crabtree at StL	12/26/10 (6 catches)
106 – Joshua Morgan at SD	12/16/10 (7 catches)
126 – Vernon Davis at GB	12/5/10 (4 catches)
105 – Michael Crabtree vs. Phi.	10/10/10 (9 catches)
104 – Vernon Davis vs. Phi.	10/10/10 (5 catches)
102 – Frank Gore at KC	9/26/10 (9 catches)
111 – Vernon Davis at Sea.	12/6/09 (6 catches)
108 – Vernon Davis at GB	11/22/09 (6 catches)
102 – Vernon Davis vs. Ten.	11/8/09 (10 catches)
125 – Isaac Bruce at Dal.	11/23/08 (8 catches)
120 – Arnaz Battle at NO	9/28/08 (7 catches)
153 – Isaac Bruce at Sea.	9/14/08 (4 catches)
131 – Antonio Bryant vs. StL	9/17/06 (4 catches)
114 – Antonio Bryant at Arz.	9/10/06 (4 catches)
119 – Brandon Lloyd vs. Sea.	11/20/05 (7 catches)
102 – Brandon Lloyd at Arz.	10/2/05 (7 catches)
142 – Brandon Lloyd vs. Dal.	9/25/05 (4 catches)
101 – Cedrick Wilson vs. Car.	11/14/04 (5 catches)
162 – Eric Johnson vs. Arz.	10/10/04 (13 catches)
113 – Eric Johnson vs. StL	10/3/04 (10 catches)
112 – Curtis Conway at NO	9/19/04 (8 catches)
127 – Terrell Owens at Cin.	12/14/03 (8 catches)
155 – Terrell Owens vs. Pit.	11/17/03 (8 catches)
152 – Terrell Owens vs. TB	10/19/03 (6 catches)
112 – Terrell Owens vs. Chi.	9/7/03 (7 catches)
123 – Terrell Owens at Dal.	12/8/02 (12 catches)
166 – Terrell Owens vs. Phi.	11/25/02 (13 catches)
171 – Terrell Owens at SD	11/17/02 (7 catches)
191 – Terrell Owens at Oak.	11/3/02 (12 catches)
132 – Terrell Owens vs. Arz.	10/27/02 (8 catches)
116 – Terrell Owens at NO	1/6/02 (2 catches)
103 – Terrell Owens at Ind.	11/25/01 (6 catches)
100 – Terrell Owens vs. NO	11/11/01 (8 catches)
125 – Terrell Owens vs. Det.	11/4/01 (9 catches)
105 – Garrison Hearst at Chi.	10/28/01 (4 catches)
183 – Terrell Owens at Atl.	10/14/01 (9 catches)
118 – Terrell Owens vs. Car.	10/7/01 (8 catches)
283 – Terrell Owens vs. Chi.	12/17/00 (20 catches)
129 – Terrell Owens vs. NO	12/10/00 (6 catches)
115 – Terrell Owens vs. StL	10/29/00 (8 catches)
112 – Charlie Garner at Car.	10/22/00 (7 catches)
176 – Terrell Owens vs. Oak.	10/8/00 (12 catches)
108 – Terrell Owens at StL	9/17/00 (6 catches)
143 – Jerry Rice at Atl.	1/3/00 (6 catches)
130 – J.J. Stokes at Atl.	1/3/00 (5 catches)
157 – Jerry Rice at Cin.	12/5/99 (9 catches)
145 – Terrell Owens at Cin.	12/5/99 (9 catches)
120 – Terrell Owens vs. StL	11/21/99 (6 catches)
115 – Jerry Rice at NE	12/20/98 (5 catches)
140 – Terrell Owens vs. NYG	11/30/98 (5 catches)
103 – Garrison Hearst vs. NO	11/22/98 (4 catches)
169 – Jerry Rice at Atl.	11/15/98 (10 catches)
120 – Terrell Owens at StL.	10/25/98 (5 catches)

110 – J.J. Stokes vs. Ind.	10/18/98 (9 catches)
162 – Jerry Rice vs. Atl.	9/27/98 (8 catches)
105 – Garrison Hearst vs. Atl.	9/27/98 (4 catches)
111 – J.J. Stokes vs. NYJ	9/6/98 (7 catches)
129 – Jerry Rice vs. Car.	12/8/96 (10 catches)
110 – Terrell Owens vs. Car.	12/8/96 (5 catches)
116 – Ted Popson vs. Cin.	10/20/96 (8 catches)
108 – Jerry Rice at StL	10/6/96 (7 catches)
127 – Jerry Rice at Car.	9/22/96 (10 catches)
153 – Jerry Rice at Atl.	12/24/95 (12 catches)
106 – J.J. Stokes at Atl.	12/24/95 (5 catches)
289 – Jerry Rice vs. Min.	12/18/95 (14 catches)
121 – Jerry Rice at Car.	12/10/95 (6 catches)
149 – Jerry Rice at Mia.	11/20/95 (8 catches)
161 – Jerry Rice at Dal.	11/12/95 (5 catches)
111 – Jerry Rice vs. Car.	11/5/95 (8 catches)
108 – Jerry Rice vs. NO	10/29/95 (8 catches)
181 – Jerry Rice at Det.	9/25/95 (11 catches)
167 – Jerry Rice vs. Atl.	9/10/95 (11 catches)
121 – Jerry Rice vs. Den.	12/17/94 (9 catches)
106 – Rickey Watters vs. Den.	12/17/94 (4 catches)
144 – Jerry Rice at SD	12/11/94 (12 catches)
165 – Jerry Rice vs. LA Rams	11/20/94 (16 catches)
147 – Jerry Rice at LA Rams	9/18/94 (11 catches)
103 – John Taylor at LA Rams	9/18/94 (7 catches)
169 – Jerry Rice vs. LA Raiders	9/5/94 (7 catches)
132 – Jerry Rice at Det.	12/19/93 (4 catches)
115 – John Taylor at Det.	12/19/93 (4 catches)
105 – Jerry Rice at Atl.	12/11/93 (6 catches)
150 – John Taylor at LA Rams	11/14/93 (8 catches)
155 – Jerry Rice vs. Phx.	10/24/93 (9 catches)
118 – Jerry Rice vs. TB	12/19/92 (7 catches)
133 – Jerry Rice vs. Phi.	11/29/92 (8 catches)
183 – Jerry Rice vs. Atl.	10/18/92 (7 catches)
159 – Mike Sherrard vs. Buf.	9/13/92 (6 catches)
112 – John Taylor vs. Buf.	9/13/92 (5 catches)
125 – Jerry Rice vs. Chi.	12/23/91 (5 catches)
113 – John Taylor at Sea.	12/8/91 (7 catches)
154 – Jerry Rice vs. NO	12/1/91 (9 catches)
121 – John Taylor at LA Rams	11/25/91 (6 catches)
127 – John Taylor at Atl.	11/3/91 (2 catches)
138 – Jerry Rice vs. Atl.	10/13/91 (7 catches)
150 – Jerry Rice vs. SD	9/8/91 (9 catches)
118 – Jerry Rice at Min.	12/30/90 (9 catches)
104 – Jerry Rice at LA Rams	12/17/90 (5 catches)
101 – Jerry Rice at Cin.	12/9/90 (8 catches)
147 – Jerry Rice at Dal.	11/11/90 (12 catches)
187 – Jerry Rice at GB	11/4/90 (6 catches)
132 – John Taylor at Hou.	10/7/90 (4 catches)
225 – Jerry Rice at Atl.	10/24/90 (13 catches)
171 – Jerry Rice vs. Atl.	9/23/90 (8 catches)
125 – Brent Jones vs. Atl.	9/23/90 (5 catches)
160 – John Taylor vs. Was.	9/16/90 (8 catches)
101 – Jerry Rice vs. Chi.	12/24/89 (4 catches)
286 – John Taylor at LA Rams	12/11/89 (11 catches)
162 – John Taylor at Atl.	12/3/89 (5 catches)
117 – Jerry Rice vs. NYG	11/27/89 (7 catches)
106 – Jerry Rice vs. GB	11/19/89 (9 catches)
112 – Jerry Rice vs. NE	10/22/89 (6 catches)
103 – Tom Rathman vs. NE	10/22/89 (11 catches)
149 – Jerry Rice at NO	10/8/89 (7 catches)
136 – John Taylor at Phi.	9/24/89 (6 catches)

49ERS 100-YARD RECEIVERS SINCE 1970 (CONT.)

164 – Jerry Rice at Phi.	9/24/89 (6 catches)
122 – Jerry Rice at TB	9/17/89 (8 catches)
163 – Jerry Rice at Ind.	9/10/89 (6 catches)
171 – Jerry Rice at SD	11/27/88 (6 catches)
105 – Jerry Rice vs. Was.	11/21/88 (3 catches)
163 – Jerry Rice at Sea.	9/25/88 (6 catches)
163 – Jerry Rice vs. Atl.	9/18/88 (8 catches)
109 – Jerry Rice at NYG	9/11/88 (4 catches)
126 – Jerry Rice vs. Cle.	11/29/87 (7 catches)
103 – Jerry Rice at TB	11/22/87 (7 catches)
108 – Jerry Rice vs. NO	11/15/87 (4 catches)
104 – Mike Wilson at Cin.	9/20/87 (7 catches)
106 – Jerry Rice at Pit.	9/13/87 (8 catches)
204 – Jerry Rice at Was.	11/17/86 (12 catches)
156 – Jerry Rice vs. StL	11/9/86 (4 catches)
144 – Jerry Rice vs. Min.	10/12/86 (7 catches)
172 – Jerry Rice vs. Ind.	10/5/86 (6 catches)
120 – Jerry Rice vs. NO	9/21/86 (7 catches)
100 – Dwight Clark vs. NO	9/21/86 (7 catches)
157 – Jerry Rice at LA Rams	9/14/86 (6 catches)
100 – Dwight Clark at TB	9/7/86 (7 catches)
111 – Jerry Rice vs. Dal.	12/22/85 (7 catches)
241 – Jerry Rice vs. LA Rams	12/9/85 (10 catches)
132 – Roger Craig at LA Rams	10/27/85 (6 catches)
167 – Roger Craig at Atl.	10/6/85 (12 catches)
125 – Renaldo Nehemiah vs. Min.	12/8/84 (6 catches)
105 – Freddie Solomon at Cle.	11/11/84 (5 catches)
124 – Dwight Clark vs. Cin.	11/4/84 (7 catches)
127 – Dwight Clark at Hou.	10/21/84 (5 catches)
105 – Dwight Clark vs. Was.	9/10/84 (5 catches)
103 – Freddie Solomon vs. Atl.	9/25/83 (6 catches)
121 – Freddie Solomon at StL	9/18/83 (3 catches)
104 – Dwight Clark at KC	12/26/82 (4 catches)
101 – Dwight Clark vs. Atl.	12/19/82 (8 catches)
135 – Dwight Clark vs. SD	12/11/82 (12 catches)
102 – Jeff Moore at LA Rams	12/2/82 (8 catches)
103 – Dwight Clark at StL	11/21/82 (6 catches)
127 – Dwight Clark at Den.	9/19/82 (9 catches)
109 – Freddie Solomon at Den.	9/19/82 (4 catches)

106 – Dwight Clark vs. LA Raiders	9/12/82 (6 catches)
124 – Freddie Solomon at LA Rams	11/22/81 (5 catches)
128 – Dwight Clark vs. Atl.	11/8/81 (7 catches)
109 – Dwight Clark vs. LA Rams	10/25/81 (8 catches)
135 – Dwight Clark vs. Dal.	10/11/81 (4 catches)
113 – Freddie Solomon vs. Chi.	9/13/81 (5 catches)
155 – Dwight Clark vs. NO	12/7/80 (6 catches)
104 – Freddie Solomon at GB	11/9/80 (5 catches)
148 – Dwight Clark at Dal.	10/12/80 (8 catches)
132 – Freddie Solomon vs. Atl.	9/28/80 (5 catches)
135 – Paul Hofer vs. StL	9/14/80 (9 catches)
114 – Paul Hofer at NO	9/7/80 (7 catches)
130 – Paul Hofer at Atl.	12/16/79 (9 catches)
104 – Paul Hofer at NYG	10/14/79 (9 catches)
144 – Freddie Solomon vs. NO	9/23/79 (8 catches)
107 – Freddie Solomon at Min.	9/2/79 (4 catches)
110 – Freddie Solomon at Hou.	9/17/78 (3 catches)
130 – Gene Washington vs. Dal.	12/12/77 (5 catches)
112 – Gene Washington vs. Det.	10/23/77 (4 catches)
104 – Willie McGee at Sea.	9/26/76 (5 catches)
101 – Gene Washington at Phi.	11/30/75 (6 catches)
144 – Gene Washington at LA Rams	11/9/75 (5 catches)
121 – Gene Washington at Dal.	11/10/74 (7 catches)
133 – Ted Kwalick at Det.	11/4/73 (8 catches)
101 – Dan Abramowicz vs. NO	10/21/73 (4 catches)
118 – Gene Washington vs. Min.	10/14/73 (8 catches)
119 – Gene Washington vs. Min.	12/16/72 (4 catches)
114 – Gene Washington at Chi.	11/18/72 (4 catches)
164 – Gene Washington at GB	11/5/72 (6 catches)
102 – Ted Kwalick vs. NO	10/22/72 (2 catches)
126 – Ted Kwalick vs. NYG	10/15/72 (6 catches)
140 – Gene Washington vs. SD	9/17/72 (8 catches)
160 – Gene Washington vs. NE	10/31/71 (5 catches)
112 – Gene Washington at Phi.	10/3/71 (3 catches)
131 – Gene Washington at NO	12/13/70 (5 catches)
115 – Gene Washington vs. Atl.	12/6/70 (3 catches)
119 – Gene Washington at Chi.	11/8/70 (5 catches)
126 – Gene Washington vs. NO	10/18/70 (4 catches)
145 – Gene Washington at LA Rams	10/11/70 (7 catches)

ALL-TIME RETURNS FOR TOUCHDOWNS

ALL-TIME INTERCEPTION RETURNS FOR TDS

DATE	PLAYER	YARDS	OPPONENT
11/25/12	Whitner, Donte	42	at NO
11/25/12	Brooks, Ahmad	50	at NO
10/9/11	Rogers, Carlos	31	vs. TB
1/2/11	Brown, Tarell	62	vs. Arz.
12/12/10	Goldson, Dashon	39	vs. Sea.
10/24/10	McDonald, Ray	31	at Car.
10/4/09	Willis, Patrick	23	vs. StL
9/14/08	Willis, Patrick	86	at Sea.
12/31/06	Harris, Walt	28	at Den.
1/1/06	Adams, Mike	40	vs. Hou.
11/27/05	Spencer, Shawntae	61	at Ten.
9/25/05	Parrish, Tony	34	vs. Dal.
9/7/03	Plummer, Ahmed	68	vs. Chi.
10/6/02	Webster, Jason	37	vs. StL
11/25/01	Bronson, Zack	48	at Ind.
10/28/01	Bronson, Zack	97	at Chi.
12/3/00	Montgomery, Monty	46	at SD
11/19/00	Webster, Jason	70	vs. Atl.
10/17/99	Walker, Darnell	27	vs. Car.
9/19/99	Shufers, Lance	64	at NO
1/3/98	Norton, Ken Jr.	23	vs. Min.
12/15/97	Hanks, Merton	55	vs. Den.
9/29/96	Pope, Marquez	55	vs. Atl.
11/26/95	Davis, Eric	86	vs. StL
10/22/95	Norton, Ken Jr.	35	at StL
10/22/95	Norton, Ken Jr.	21	at StL
9/10/95	McDonald, Tim	13	vs. Atl.
9/3/95	McDonald, Tim	52	at NO
1/15/95	Davis, Eric	44	vs. Dal.
12/11/94	Sanders, Deion	90	at SD
11/6/94	McDonald, Tim	73	at Was.
10/16/94	Sanders, Deion	93	at Atl.
9/25/94	Sanders, Deion	74	vs. NO
11/22/93	Hanks, Merton	67	vs. NO
10/31/93	McGruder, Michael	31	vs. LA Rams
10/3/93	Davis, Eric	41	vs. Min.
9/6/92	Johnson, John	56	at NYG
1/12/91	Carter, Michael	61	vs. Was.*
1/6/90	Lott, Ronnie	58	vs. Min.*
1/9/88	Fuller, Jeff	48	vs. Min.*
11/9/86	Holmoe, Tom	78	vs. StL Cardinals
10/26/86	Nixon, Tory	88	at GB
10/26/86	Lott, Ronnie	55	at GB
10/5/86	McKyer, Tim	21	vs. Ind.
9/28/86	Holmoe, Tom	66*	at Mia.
10/13/85	Williamson, Carlton	43	vs. Chi.
12/2/84	McLemore, Dana	54	at Atl.
11/25/84	Shell, Todd	53	at NO
12/19/83	Wright, Eric	48	vs. Dal.
10/16/83	Hicks, Dwight	62	at NO
9/18/83	Collier, Tim	32	at StL Cardinals
9/18/83	Hicks, Dwight	40	at StL Cardinals
9/8/83	Wright, Eric	60	at Min.
12/26/82	Lott, Ronnie	83	at KC
1/3/82	Lott, Ronnie	20	vs. NYG*
11/22/81	Lott, Ronnie	25	at LA Rams
10/11/81	Lott, Ronnie	41	vs. Dal.
10/4/81	Hicks, Dwight	32	at Was.
9/27/81	Lott, Ronnie	26	vs. NO
10/1/78	Leonard, Anthony	30	vs. Cin.
10/19/75	Allen, Nate	37	vs. NO
12/15/74	Wilcox, Dave	21	vs. NO
11/23/72	Vanderbundt, Skip	21	at Dal.
10/29/72	Vanderbundt, Skip	37	at Atl.
10/1/72	Simpson, Mike	32	at NO
12/20/70	Johnson, Jimmy	36	at Oak.
9/27/70	Phillips, Mel	35	vs. Cle.
10/26/69	Woitt, Johnny	57	at Bal.
11/24/68	Belk, Bill	6	at Pit.
11/24/68	Alexander, Kermit	66	at Pit.
9/15/68	Hindman, Stan	25	at Bal. Colts

* – Postseason

DATE	PLAYER	YARDS	OPPONENT
12/11/66	Randolph, Alvin	94	vs. Chi.
11/24/66	Dowdle, Mike	27	at Det.
10/16/66	Johnson, Jimmy	35	at Atl.
11/22/59	Mertens, Jerry	30	at Bal. Colts
11/30/58	Hazeltine, Matt	13	at Bal. Colts
10/27/57	Herchman, Bill	54	vs. Chi.
12/8/56	Moegle, Dick	32	vs. GB
10/16/55	Berry, Rex	44	at Det.
10/17/54	Brown, Hardy	41	at Chi.
9/26/54	Berry, Rex	34	vs. Was.
12/6/53	Berry, Rex	29	vs. GB
10/12/52	Burke, Don	35	at Det.
10/14/51	Cason, Jim	65	at Pit.
11/5/50	Livingston, Howie	35	at LA Rams

ALL-TIME FUMBLE RETURNS FOR TDS

DATE	PLAYER	YARDS	OPPONENT
9/30/12	Rogers, Carlos	51	at NYJ
10/4/09	McDonald, Ray	11	vs. StL
10/4/09	McKillop, Scott	end zone	vs. StL
11/25/07	Banta-Cain, Tully	end zone	at Arz.
10/8/06	Oliver, Melvin	12	vs. Oak.
10/2/05	Johnson, Derrick	78	at Arz. (Mex. City)
10/2/05	Smith, Derek	end zone	at Arz. (Mex. City)
11/28/04	Smith, Derek	46	vs. Mia.
10/31/04	Carpenter, Dwaine	80	at Chi.
10/26/03	Harris, Kwame	1	at Arz.
10/28/01	Peterson, Julian	26	at Chi.
10/24/99	Walker, Darnell	71	at Min.
10/17/99	McMillan, Mark	41	vs. Car.
10/10/99	Young, Bryant	end zone	at StL
12/15/97	Greene, Kevin	40	vs. Den.
11/10/97	Hanks, Merton	38	at Phi.
11/17/96	Doleman, Chris	end zone	vs. Bal.
12/24/95	Rice, Jerry	end zone	at Atl.
12/3/95	Woodall, Lee	96	vs. Buffalo
11/12/95	Hanks, Merton	38	at Dal.
10/16/94	McDonald, Tim	49	at Atl.
11/14/93	Tamm, Ralph	1	at TB
10/17/93	Davis, Eric	47	at Dal.
11/1/92	Sherrard, Mike	38	at Phx. Cardinals
12/22/91	Griffin, Don	99	vs. Chi.
11/12/89	Haley, Charles	3	vs. Atl.
12/27/87	Taylor, John	26	vs. LA Rams
12/1/85	Turner, Keena	65	at Was.
10/20/85	McIntyre, Guy	end zone	at Det.
9/22/85	McColl, Milt	28	at LA Raiders
12/2/84	Johnson, Gary	33	at Atl.
10/23/83	Board, Dwaine	end zone	at LA Rams
10/4/81	Hicks, Dwight	80	at Was.
10/3/76	Elam, Cleveland	31	vs. NYJ
11/16/75	Hart, Tommy	10	vs. Chi.
10/26/75	McGill, Ralph	14	at NE
12/15/74	Belk, Bill	19	vs. NO
12/2/73	Hall, Windlan	66	vs. Phi.
11/23/72	Vanderbundt, Skip	73	at Dal.
12/26/71	Hoskins, Bob	end zone	vs. Was.*
10/31/71	Blue, Forrest	25	vs. NE
10/24/71	Hart, Tommy	63	at StL Cardinals
10/19/69	Lakes, Roland	2	vs. Atl.
10/27/68	Witcher, Dick	12	at Det.
10/15/67	Windsor, Bob	2	at Phi.
12/11/66	Alexander, Kermit	14	vs. Chi.
10/9/66	Hazeltine, Matt	22	vs. GB
11/28/65	Kopay, Dave	end zone	at Min.
11/14/65	Miller, Clark	75	at Det.
11/14/65	Wilcox, Dave	8	at Det.
10/24/65	Chapple, Jack	8	vs. Min.
9/19/65	Krueger, Charlie	6	vs. Chi.
10/14/62	Woodson, Abe	37	at Chi.
10/18/59	Hazeltine, Matt	40	at Det.

ALL-TIME BLOCKED FIELD GOALS RETURNED FOR TDS

(1970-Present)

DATE	PLAYER	YARDS	OPPONENT
9/27/09	Clements, Nate	59	at Min.
10/19/08	Clements, Nate	74	at NYG
10/12/08	Strickland, Donald	41	vs. Phi.
10/15/89	Jackson, Johnnie	62	at Dal.
9/26/71	Taylor, Bruce	58	at NO
12/13/70	Taylor, Bruce	92	at NO

ALL-TIME PUNT RETURNS FOR TDS

DATE	PLAYER	YARDS	OPPONENT
9/11/11	Ginn Jr., Ted	55	vs. Sea.
12/26/10	Ginn Jr., Ted	78	at StL
9/11/05	Amey, Otis	75	vs. StL
10/10/04	Battle, Arnaz	71	vs. Arz.
12/1/02	Williams, Jimmy	89	vs. Sea.
12/27/98	McQuarters, R.W.	72	vs. StL
11/11/97	Levy, Chuck	73	at Phi.
12/19/95	Carter, Dexter	78	vs. Min.
10/3/93	Carter, Dexter	72	vs. Min.
11/9/92	Hanks, Merton	48	at Atl.
11/21/88	Taylor, John	95	vs. Was.
10/2/88	Taylor, John	77	vs. Det.
12/14/87	McLemore, Dana	83	vs. Chi.
11/23/86	Griffin, Don	76	vs. Atl.
10/8/84	McLemore, Dana	79	at NYG
12/19/83	McLemore, Dana	56	vs. Dal.
1/2/83	McLemore, Dana	93	vs. LA Rams
12/7/80	Solomon, Freddie	57	vs. NO
10/26/80	Solomon, Freddie	53	vs. TB
10/17/76	Leonard, Anthony	60	vs. NO
9/26/76	McGill, Ralph	50	at Sea.
11/24/74	Moore, Manfred	88	vs. Atl.
12/11/66	Alexander, Kermit	44	vs. Chi.
11/15/64	Alexander, Kermit	70	vs. GB
10/21/62	Woodson, Abe	85	at GB
11/5/61	Woodson, Abe	80	vs. Det.
12/16/56	Arenas, Joe	67	at Bal. Colts
10/19/52	McElhenny, Hugh	94	at Chi.
19.26/52	O'Donahue, Pat	23	vs. Dal.
10/28/51	Nomellini, Leo	20	vs. LA Rams

* - Postseason

ALL-TIME KICKOFF RETURNS FOR TDS

DATE	PLAYER	YARDS	OPPONENT
9/11/11	Ginn Jr., Ted	102	vs. Sea.
11/10/08	Rossum, Allen	104	at Arz.
11/2/03	Wilson, Cedrick	95	vs. StL
1/11/98	Levy, Chuck	95	vs. GB*
11/16/97	Kirby, Terry	101	vs. Car.
11/6/94	Carter, Dexter	96	at Was.
12/1/91	Carter, Dexter	98	vs. NO
12/20/87	Cribbs, Joe	92	vs. Atl.
12/1/85	Monroe, Carl	95	at Was.
11/22/81	Lawrence, Amos	92	at LA Rams
11/2/80	Owens, James	101	at Det.
11/18/79	Owens, James	85	vs. Den.
11/19/78	Williams, Dave	89	vs. LA Rams
12/4/77	Williams, Dave	80	at Min.
12/23/72	Washington, Vic	97	vs. Dal.*
10/29/72	Washington, Vic	98	at Atl.
11/17/63	Woodson, Abe	99	at NYG
9/29/63	Woodson, Abe	95	at Min.
9/15/63	Woodson, Abe	103	vs. Min.
10/1/61	Woodson, Abe	98	at Det.
12/18/60	Lyles, Lenny	97	vs. Bal. Colts
11/22/59	Woodson, Abe	105	at LA Rams
11/4/56	Arenas, Joe	90	vs. Det.

ALL-TIME BLOCKED PUNTS RETURNED FOR TDS

(1970-Present)

DATE	PLAYER	YARDS	OPPONENT
10/3/10	Taylor Mays	0	at Atl.
9/25/77	Mike Baldassin	0	vs. Mia.
9/21/75	Dave Washington	15	at Min.
12/15/73	Windlan Hall	0	vs. Pit.

ALL-TIME 1,000/3,000 YARD SEASONS

RUSHING			RECEIVING			PASSING		
YARDS	PLAYER	YEAR	YARDS	PLAYER	YEAR	YARDS	PLAYER	YEAR
1,695	Frank Gore	2006	*1,848	Jerry Rice	1995	4,278	Jeff Garcia	2000
1,570	Garrison Hearst	1998	1,570	Jerry Rice	1986	4,170	Steve Young	1998
1,502	Roger Craig	1988	1,503	Jerry Rice	1993	4,023	Steve Young	1993
1,262	Wendell Tyler	1984	1,502	Jerry Rice	1990	3,969	Steve Young	1994
1,229	Charlie Garner	1999	1,499	Jerry Rice	1994	3,944	Joe Montana	1990
1,214	Frank Gore	2012	1,483	Jerry Rice	1989	3,910	Joe Montana	1983
1,211	Frank Gore	2011	1,451	Terrell Owens	2000	3,653	Joe Montana	1985
1,206	Garrison Hearst	2001	1,412	Terrell Owens	2001	3,652	Steve DeBerg	1979
1,203	Delvin Williams	1976	1,344	Dave Parks	1965	3,630	Joe Montana	1984
1,142	Charlie Garner	2000	1,306	Jerry Rice	1988	3,565	Joe Montana	1981
1,120	Frank Gore	2009	1,300	Terrell Owens	2002	3,538	Jeff Garcia	2001
1,102	Frank Gore	2007	1,254	Jerry Rice	1996	3,521	Joe Montana	1989
1,054	Roger Craig	1989	1,206	Jerry Rice	1991	3,465	Steve Young	1992
1,050	Roger Craig	1985	1,201	Jerry Rice	1992	3,344	Jeff Garcia	2002
1,049	Joe Perry	1954	1,157	Jerry Rice	1998	3,200	Steve Young	1995
1,036	Frank Gore	2008	1,105	Michael Crabtree	2012	3,150	Alex Smith	2011
1,036	J.D. Smith	1959	1,105	Dwight Clark	1981	3,112	John Brodie	1965
1,024	Kevan Barlow	2003	1,102	Terrell Owens	2003	3,054	Joe Montana	1987
1,019	Garrison Hearst	1997	1,100	Gene Washington	1970	3,029	Steve Young	1997
1,018	Joe Perry	1953	1,097	Terrell Owens	1998	3,020	John Brodie	1968
1,013	Ricky Watters	1992	1,078	Jerry Rice	1987			
			1,077	John Taylor	1989			
			1,032	R.C. Owens	1961			
			1,016	Roger Craig	1985			
			1,011	John Taylor	1991			

49ERS YEARLY STATISTICAL LEADERS

RUSHING (BASED ON YARDS)

YEAR	PLAYER	ATT	YDS	AVG	LG	TD	RANK
1946	Standlee, Norm	134	683	5.1	—	2	—
1947	Strzykalski, John	143	906	6.3	50	5	—
1948	Strzykalski, John	141	915	6.5	—	4	—
1949	Perry, Joe	115	783	6.8	59	8	—
1950	Perry, Joe	124	647	5.2	78t	5	5
1951	Perry, Joe	136	677	5.0	58t	3	5
1952	Perry, Joe	158	725	4.6	78t	8	3
1953	Perry, Joe	192	1,018	5.3	51t	10	1
1954	Perry, Joe	173	1,049	6.1	58	8	1
1955	Perry, Joe	156	701	4.5	42	2	5
1956	McElhenny, Hugh	185	916	5.0	86t	8	3
1957	McElhenny, Hugh	102	478	4.7	61	1	15
1958	Perry, Joe	125	758	6.1	73t	4	3
1959	Smith, J.D.	207	1,036	5.0	73t	10	2
1960	Smith, J.D.	174	780	4.5	41	5	5
1961	Smith, J.D.	167	823	4.9	33	8	5
1962	Smith, J.D.	258	907	3.5	28	6	6
1963	Smith, J.D.	162	560	3.5	52t	5	13
1964	Kopay, Dave	75	271	3.6	18	0	32
1965	Willard, Ken	189	778	4.1	32	5	4
1966	Willard, Ken	191	763	4.0	49	5	5
1967	Willard, Ken	169	510	3.0	20	5	17
1968	Willard, Ken	227	967	4.3	69t	7	2
1969	Willard, Ken	171	557	3.3	18	7	13
1970	Willard, Ken	236	789	3.3	20	7	9/6
1971	Willard, Ken	216	855	4.0	49	4	15/9
1972	Washington, Vic	141	468	3.3	33	3	42/20
1973	Washington, Vic	151	534	3.5	25	8	32/15
1974	Jackson, Wilbur	174	705	4.1	64	0	17/8
1975	Williams, Delvin	117	631	5.4	52	3	21/13
1976	Williams, Delvin	248	1,203	4.9	80t	7	3/2
1977	Williams, Delvin	268	931	3.5	40	7	10/5
1978	Simpson, O.J.	161	593	3.7	34	1	39/19
1979	Hofer, Paul	123	615	5.0	47	7	33/17
1980	Cooper, Earl	171	720	4.2	47	5	23/12
1981	Patton, Ricky	152	543	3.6	28	4	35/16
1982	Moore, Jeff	85	281	3.3	19	4	37/16
1983	Tyler, Wendell	176	856	4.9	39	4	19/10
1984	Tyler, Wendell	246	1,262	5.1	40	7	5/5
1985	Craig, Roger	214	1,050	4.9	62t	9	13/8
1986	Craig, Roger	204	830	4.1	25	7	13/8
1987	Craig, Roger	215	815	3.8	25	3	8/5
1988	Craig, Roger	310	1,502	4.8	46t	9	3/2
1989	Craig, Roger	271	1,054	3.9	27	6	10/5
1990	Carter, Dexter	114	460	4.0	74t	1	39/19
1991	Henderson, Keith	137	561	4.1	25	2	30/11
1992	Watters, Ricky	206	1,013	4.9	43	9	13/8
1993	Watters, Ricky	208	950	4.6	39	10	12/8
1994	Watters, Ricky	239	877	3.7	23	6	15/8
1995	Loville, Derek	218	723	3.3	27	10	24/13
1996	Kirby, Terry	134	559	4.2	31	3	33/15
1997	Hearst, Garrison	234	1,019	4.4	51	4	15/7
1998	Hearst, Garrison	310	1,570	5.1	96t	7	3/2
1999	Garner, Charlie	241	1,229	5.1	53	4	8/5
2000	Garner, Charlie	258	1,142	4.4	42	7	16/7
2001	Hearst, Garrison	252	1,206	4.8	43t	4	10/5
2002	Hearst, Garrison	215	972	4.5	40	8	21/9
2003	Barlow, Kevan	201	1,024	5.1	78t	6	17/6t
2004	Barlow, Kevan	244	822	3.4	60	7	26/12
2005	Gore, Frank	127	608	4.8	72t	3	32/14
2006	Gore, Frank	312	1,695	5.4	72	8	3/1
2007	Gore, Frank	260	1,102	4.2	43t	5	13/5
2008	Gore, Frank	240	1,036	4.3	41t	6	13t/9
2009	Gore, Frank	229	1,120	4.9	80t	10	11t/5
2010	Gore, Frank	203	853	4.2	64	3	21/8
2011	Gore, Frank	282	1,211	4.3	55	8	6/3
2012	Gore, Frank	258	1,214	4.7	37	8	10/5
2013	Gore, Frank	61	295	4.8	34t	2	N/A

PASSING (BASED ON RATING)

YEAR	PLAYER	ATT	CMP	PCT	YDS	TD	INT	RTG	RANK
1946	Albert, Frank	197	104	52.9	1,404	14	14	—	—
1947	Albert, Frank	242	128	52.9	1,692	18	15	—	—
1948	Albert, Frank	264	154	58.3	1,990	29	10	—	—
1949	Albert, Frank	260	129	49.6	1,862	27	16	—	—
1950	Albert, Frank	306	155	50.7	1,767	14	23	52.6	8
1951	Albert, Frank	166	90	50.7	1,116	5	10	60.2	8
1952	Tittle, Y.A.	208	106	51.0	1,407	11	12	66.4	5
1953	Tittle, Y.A.	259	149	57.5	2,121	20	16	84.0	3
1954	Tittle, Y.A.	295	170	57.6	2,205	9	9	78.4	7
1955	Tittle, Y.A.	287	147	51.2	2,185	17	28	56.5	4
1956	Tittle, Y.A.	218	124	56.9	1,641	7	12	68.5	7
1957	Tittle, Y.A.	279	176	63.1	2,157	13	15	79.6	6
1958	Tittle, Y.A.	208	120	57.7	1,467	9	15	59.1	3
1959	Tittle, Y.A.	199	102	51.3	1,331	10	15	58.2	4
1960	Brodie, John	207	103	49.8	1,111	6	9	57.8	5
1961	Brodie, John	283	155	54.8	2,588	14	12	84.5	4
1962	Brodie, John	304	175	57.6	2,272	18	16	78.1	6
1963	McHan, Lamar	195	83	42.3	1,243	8	11	54.3	15
1964	Brodie, John	392	193	49.2	2,498	14	16	64.3	12
1965	Brodie, John	391	242	61.9	3,112	30	16	95.2	3
1966	Brodie, John	427	232	54.3	2,810	16	22	65.5	8
1967	Brodie, John	349	168	48.1	2,013	11	16	57.5	11
1968	Brodie, John	404	234	57.9	3,020	22	21	77.9	3
1969	Brodie, John	347	194	55.9	2,405	16	15	74.9	7
1970	Brodie, John	378	223	59.0	2,941	24	10	93.9	1/1
1971	Brodie, John	387	208	53.7	2,642	18	24	64.7	12/6
1972	Spurrier, Steve	269	147	54.6	1,983	18	16	76.2	8/5
1973	Spurrier, Steve	157	83	52.9	882	4	7	59.2	21/13
1974	Owen, Tom	184	88	47.8	1,327	10	15	54.8	25/11
1975	Snead, Norm	189	108	57.1	1,337	9	10	77.2	11/5
1976	Plunkett, Jim	243	126	51.9	1,592	13	16	62.8	17/8
1977	Plunkett, Jim	248	128	51.6	1,693	9	14	62.1	17/8
1978	DeBerg, Steve	302	137	45.4	1,570	8	22	39.8	28/17
1979	DeBerg, Steve	578	347	60.0	3,652	17	21	70.3	13/5
1980	Montana, Joe	273	176	64.5	1,795	15	9	87.8	5/4
1981	Montana, Joe	488	311	63.7	3,565	19	12	88.2	4/1
1982	Montana, Joe	346	213	61.6	2,613	17	11	87.9	5/3
1983	Montana, Joe	515	332	64.5	3,910	26	12	94.6	5/3
1984	Montana, Joe	432	279	64.6	3,630	28	10	102.9	2/1
1985	Montana, Joe	494	303	61.3	3,653	27	13	91.3	3/1
1986	Montana, Joe	307	191	62.2	2,236	8	9	80.7	9/2
1987	Montana, Joe	398	266	66.8	3,054	31	13	102.1	1/1
1988	Montana, Joe	397	238	59.9	2,981	18	10	87.9	6/3
1989	Montana, Joe	386	271	70.2	3,521	26	8	112.4	1/1
1990	Montana, Joe	520	321	61.7	3,944	26	16	89.0	7/3
1991	Young, Steve	279	180	64.5	2,517	17	8	101.8	1/1
1992	Young, Steve	402	268	66.7	3,465	25	7	107.0	1/1
1993	Young, Steve	462	314	68.0	4,023	29	16	101.5	1/1
1994	Young, Steve	461	324	70.3	3,969	35	10	112.8	1/1
1995	Young, Steve	447	299	66.9	3,200	20	11	92.3	5/4
1996	Young, Steve	316	214	67.7	2,410	14	6	97.2	1/1
1997	Young, Steve	356	241	67.7	3,029	19	6	104.7	1/1
1998	Young, Steve	517	322	62.3	4,170	36	12	101.1	3/2
1999	Garcia, Jeff	375	225	60.0	2,544	11	11	77.9	17/10
2000	Garcia, Jeff	561	355	63.3	4,287	31	10	97.6	5/4
2001	Garcia, Jeff	504	316	62.7	3,538	32	12	94.8	3/2
2002	Garcia, Jeff	528	328	62.1	3,344	21	10	85.6	11t/4
2003	Garcia, Jeff	392	225	57.4	2,704	18	13	80.1	15/8
2004	Rattay, Tim	325	198	60.9	2,169	10	10	78.1	20/10
2005	Smith, Alex	165	84	50.9	875	1	11	40.8	N/A
2006	Smith, Alex	442	257	58.1	2,890	16	16	74.8	22/11
2007	Smith, Alex	193	94	48.7	914	2	4	57.2	N/A
2008	Hill, Shaun	288	181	62.8	2,046	13	8	87.5	12/7
2009	Smith, Alex	372	225	60.5	2,350	18	12	81.5	19/9
2010	Smith, Alex	342	204	59.6	2,370	14	10	82.1	21/9
2011	Smith, Alex	445	273	61.3	3,144	17	5	90.7	9/7
2012	Smith, Alex	218	153	70.2	1,737	13	5	104.1	N/A
2013	Kaepernick, C.	117	68	58.1	856	5	4	81.0	N/A

49ERS YEARLY STATISTICAL LEADERS

RECEIVING (BASED ON CATCHES)

YEAR	PLAYER	NO	YDS	AVG	LG	TD	RANK
1946	Beals, Alyn	40	586	14.7	—	10	—
1947	Beals, Alyn	47	655	13.9	54	10	—
1948	Beals, Alyn	46	591	12.8	—	14	—
1949	Beals, Alyn	44	678	15.4	—	12	—
1950	Loyd, Alex	32	402	12.6	38	0	18
1951	Soltau, Gordy	59	826	14.0	48t	7	2
1952	Soltau, Gordy	55	774	14.1	49t	7	4
1953	Wilson, Billy	51	840	16.5	61t	10	6
1954	Wilson, Billy	60	830	13.8	43	5	1
1955	Wilson, Billy	53	831	15.7	72t	7	2
1956	Wilson, Billy	60	889	14.8	77t	5	1
1957	Wilson, Billy	52	757	14.6	40	6	1
1958	Conner, Clyde	49	512	10.4	26	5	5
1959	Wilson, Billy	44	540	12.3	57t	4	6
1960	Conner, Clyde	38	531	14.0	65t	2	1
1961	Owens, R.C.	55	1,032	18.8	54	5	7
1962	Casey, Bernie	53	819	15.5	48t	6	11
1963	Casey, Bernie	47	762	16.2	68t	7	14
1964	Casey, Bernie	58	808	13.9	63t	4	6
1965	Parks, Dave	80	1,344	16.8	53t	12	1
1966	Parks, Dave	66	974	14.8	65t	5	3
1967	Witcher, Dick	46	705	15.3	63t	3	17
1968	McNeil, Clifton	71	994	14.0	65t	7	1
1969	Washington, Gene	51	711	13.9	52	3	10
	Cunningham, Doug, RB	51	484	9.5	58	0	11
1970	Washington, Gene	53	1,100	20.8	79t	12	4/3
1971	Kwalick, Ted	52	664	12.8	42t	5	4/2
1972	Washington, Gene	46	978	20.0	62t	12	13/7
1973	Kwalick, Ted	47	729	15.5	48	5	10/6
1974	Schreiber, Larry, RB	30	217	7.2	16	1	60/36
1975	Washington, Gene	44	735	16.7	68t	9	31/10
1976	Washington, Gene	33	457	13.8	55t	6	52/25
	Jackson, Wilbur, RB	33	324	9.8	32	1	53/27
1977	Washington, Gene	32	638	19.9	47t	5	52/22
1978	Solomon, Freddie	31	458	14.8	58	2	83/42
1979	Hofer, Paul, RB	58	662	11.4	44	2	17/7
1980	Cooper, Earl, RB	83	567	6.8	66t	4	2/1
1981	Clark, Dwight	85	1,105	13.0	78t	4	2/1
1982	Clark, Dwight	60	913	15.2	51	5	1/1
1983	Clark, Dwight	70	840	12.0	46t	8	11/5
1984	Craig, Roger, RB	71	675	9.5	64t	3	11/6
1985	Craig, Roger, RB	92	1,016	11.0	73	6	1/1
1986	Rice, Jerry	86	1,570	18.3	66t	15	2/1
1987	Craig, Roger, RB	66	492	7.5	35t	1	3/2
1988	Craig, Roger, RB	76	534	7.0	22	1	7/5
1989	Rice, Jerry	82	1,483	18.1	68t	17	5/4
1990	Rice, Jerry	100	1,502	15.0	64t	13	1/1
1991	Rice, Jerry	80	1,206	15.1	73t	14	5/3
1992	Rice, Jerry	84	1,201	14.3	80t	10	5/3
1993	Rice, Jerry	98	1,503	15.3	80t	15	2/2
1994	Rice, Jerry	112	1,499	13.4	69t	13	2/1
1995	Rice, Jerry	+122	*1,848	15.1	81t	15	2/2
1996	Rice, Jerry	108	1,254	11.6	39	8	1/1
1997	Owens, Terrell	60	936	15.6	56t	8	32t/13t
1998	Rice, Jerry	82	1,157	14.1	75t	9	7t/3t
1999	Rice, Jerry	67	830	12.4	62	5	31t/19
2000	Owens, Terrell	97	1,451	15.0	69t	13	5/2
2001	Owens, Terrell	93	1,412	15.2	60t	16	9/4
2002	Owens, Terrell	100	1,300	13.0	76t	13	4t/2
2003	Owens, Terrell	80	1,102	13.8	75t	9	12/7
2004	Johnson, Eric, TE	82	825	10.1	25	2	35/14
2005	Lloyd, Brandon	48	733	15.3	89t	5	44/20
2006	Gore, Frank, RB	61	485	8.0	39	1	40t/21t
2007	Gore, Frank, RB	53	436	8.2	23t	1	54t/27t
2008	Bruce, Isaac	61	835	13.7	63	7	37/19
2009	Davis, Vernon, TE	78	965	12.4	73t	13	19t/10
2010	Davis, Vernon, TE	56	914	16.3	66t	7	51/23
2011	Crabtree, Michael	73	880	12.1	52t	4	24t/15t
2012	Crabtree, Michael	85	1,105	13.0	49t	9	14/9
2013	Boldin, Anquan	24	372	15.5	43	2	N/A

PUNTING (BASED ON GROSS AVG.)

YEAR	PLAYER	NO	AVG	LG	BLCK	RANK
1946	Albert, Frank	54	41.0	73	0	—
1947	Albert, Frank	40	44.0	69	1	—
1948	Albert, Frank	35	44.8	82	0	—
1949	Albert, Frank	31	48.2	72	0	—
1950	Lillywhite, Verl	26	39.1	57	1	11
1951	Albert, Frank	34	44.3	66	0	2
1952	Albert, Frank	68	42.6	70	0	5
1953	Powers, Jim	42	40.6	55	1	8
1954	Brown, Hardy	10	38.4	58	0	11
1955	Luna, Bob	63	40.6	63	3	8
1956	Jessup, Bill	14	40.2	63	0	16
1957	Barnes, Larry	19	47.1	86	0	13
1958	Atkins, Bill	25	39.3	51	0	11
1959	Davis, Tommy	59	45.7	71	0	3
1960	Davis, Tommy	62	44.1	74	0	3
1961	Davis, Tommy	50	45.4	67	0	3
1962	Davis, Tommy	48	45.6	82	0	1
1963	Davis, Tommy	73	45.4	64	2	4
1964	Davis, Tommy	79	45.6	68	0	4
1965	Davis, Tommy	54	45.8	65	0	2
1966	Davis, Tommy	63	41.4	60	0	6
1967	Spurrier, Steve	73	37.6	61	1	12
1968	Spurrier, Steve	68	39.0	54	0	12
1969	Davis, Tommy	23	41.5	55	0	17
1970	Spurrier, Steve	75	38.4	58	0	14/11
1971	McCann, Jim	49	38.7	54	1	25/12
1972	McCann, Jim	64	39.7	63	1	21/10
1973	Wittum, Tom	79	43.7	62	0	4/1
1974	Wittum, Tom	68	41.2	67	1	4/2
1975	Wittum, Tom	67	41.9	64	3	3/2
1976	Wittum, Tom	89	40.8	64	3	3/2
1977	Wittum, Tom	77	36.4	54	3	26/13
1978	Connell, Mike	96	37.3	59	1	21/10
1979	Melville, Dan	71	37.0	53	1	25/14
1980	Miller, Jim	77	40.9	65	0	10/5
1981	Miller, Jim	93	41.5	65	0	15/6
1982	Miller, Jim	44	38.1	80	1	25/13
1983	Orosz, Tom	65	39.3	61	1	25/11
1984	Runager, Max	56	41.8	59	1	17/17
1985	Runager, Max	86	39.8	57	1	26/13
1986	Runager, Max	83	41.6	62	2	10/6
1987	Runager, Max	55	39.2	56	1	22/11
1988	Helton, Barry	78	39.3	53	1	21/11
1989	Helton, Barry	55	40.5	56	1	12/8
1990	Helton, Barry	69	36.8	56	1	28/1
1991	Prokop, Joe	40	38.5	58	0	27/13
1992	Wilmsmeyer, Klaus	49	39.1	58	0	26/14
1993	Wilmsmeyer, Klaus	42	40.9	61	0	23/11
1994	Wilmsmeyer, Klaus	54	41.4	60	0	14t/7t
1995	Thompson, Tommy	57	40.6	65	0	25/13t
1996	Thompson, Tommy	73	44.1	65	2	10/4
1997	Thompson, Tommy	78	40.8	55	1	30/15
1998	Roby, Reggie	60	41.9	66	0	22/9
1999	Stanley, Chad	69	39.7	70	2	26/11
2000	Stanley, Chad	69	39.5	56	1	27/12
2001	Baker, Jason	69	40.8	64	0	23/13
2002	Baker, Jason	42	40.2	51	0	25t/13
2003	LaFleur, Bill	68	38.7	56	1	29t/16
2004	Lee, Andy	96	41.6	81	0	20/10
2005	Lee, Andy	107	41.6	58	1	25/12
2006	Lee, Andy	81	44.8	66	0	7/6
2007	Lee, Andy	105	47.3	74	0	2/1
2008	Lee, Andy	66	47.8	82	1	4/3
2009	Lee, Andy	99	47.6	64	0	2/2
2010	Lee, Andy	91	46.2	64	0	4/2
2011	Lee, Andy	78	50.9	68	1	1/1
2012	Lee, Andy	67	48.1	66	0	4/2
2013	Lee, Andy	23	48.7	62	0	N/A

+ Team Record * NFL Record

San Francisco 49ers

Farewell Candlestick

49ERS YEARLY STATISTICAL LEADERS

SCORING (BASED ON POINTS)							FIELD GOAL PERCENTAGE						
YEAR	PLAYER	TD	PAT	FG	POINTS	RANK	YEAR	PLAYER	ATT	MADE	PCT	LONG	RANK
1946	Beals, Alyn	10	1	0	61	—	1946	Vetrano, Joe	7	4	.571	26	—
1947	Beals, Alyn	10	0	0	60	—	1947	Vetrano, Joe	8	4	.500	30	—
1948	Beals, Alyn	14	0	0	84	—	1948	Vetrano, Joe	8	5	.625	47	—
1949	Beals, Alyn	12	1	0	73	—	1949	Vetrano, Joe	4	3	.750	28	—
1950	Soltau, Gordy	1	26	4	44	22	1950	Soltau, Gordy	8	4	.500	26	DNQ
1951	Soltau, Gordy	7	30	6	90	5	1951	Soltau, Gordy	18	6	.333	42	9
1952	Soltau, Gordy	7	34	6	94	—	1952	Soltau, Gordy	12	6	.500	31	5
1953	Soltau, Gordy	6	48	10	114	1	1953	Soltau, Gordy	15	10	.667	39	2
1954	Soltau, Gordy	2	31	11	76	4	1954	Soltau, Gordy	18	11	.611	37	3
1955	Soltau, Gordy	1	27	3	42	24	1955	Soltau, Gordy	12	3	.250	28	11
	Wilson, Billy	7	0	0	42	24	1956	Soltau, Gordy	20	13	.650	40	3
1956	Soltau, Gordy	1	26	13	71	6	1957	Soltau, Gordy	15	9	.600	37	5
1957	Soltau, Gordy	0	33	9	60	9	1958	Soltau, Gordy	21	8	.381	39	9
1958	Soltau, Gordy	0	29	8	53	20	1959	Davis, Tommy	26	12	.462	43	5
1959	Davis, Tommy	0	31	12	67	9	1960	Davis, Tommy	32	19	.594	40	7
1960	Davis, Tommy	0	21	12	67	9	1961	Davis, Tommy	22	12	.545	46	6
1961	Davis, Tommy	0	44	12	80	8	1962	Davis, Tommy	23	10	.435	42	15
1962	Davis, Tommy	0	36	10	66	16	1963	Davis, Tommy	31	10	.323	46	22
1963	Davis, Tommy	0	24	10	54	21	1964	Davis, Tommy	25	8	.320	*53	19
1964	Davis, Tommy	0	30	8	54	24	1965	Davis, Tommy	27	17	.630	*53	5t
1965	Davis, Tommy	0	52	17	103	4	1966	Davis, Tommy	31	16	.516	46	15t
1966	Davis, Tommy	0	38	16	86	12	1967	Davis, Tommy	33	14	.424	50	23
1967	Davis, Tommy	0	33	14	75	10	1968	Davis, Tommy	16	9	.563	38	14
1968	Davis, Tommy	0	26	9	53	19	1969	Davis, Tommy	10	3	.300	48	DNQ
1969	Willard, Ken	10	0	0	60	21		Gavric, Momcilo	11	3	.273	32	DNQ
1970	Gossett, Bruce	0	39	21	102	6/4	1970	Gossett, Bruce	31	21	.611	48	5/3
1971	Gossett, Bruce	0	32	23	101	5/3	1971	Gossett, Bruce	36	23	.639	48	9/5
1972	Gossett, Bruce	0	41	18	95	13/7	1972	Gossett, Bruce	29	18	.621	50	15/6
1973	Gossett, Bruce	0	26	26	104	7/4	1973	Gossett, Bruce	33	26	.788	54	1**/1
1974	Gossett, Bruce	0	25	11	58	25/8	1974	Gossett, Bruce	24	11	.458	46	22/11
1975	Mike—Mayer, Steve	0	27	14	69	22/9	1975	Mike—Mayer, Steve	28	14	.500	54	22t/11
1976	Mike—Mayer, Steve	0	26	16	74	25/9	1976	Mike—Mayer, Steve	28	16	.571	45	16t/9
1977	Williams, Delvin	9	0	0	54	14/10	1977	Wersching, Ray	17	10	.588	50	15/5
1978	Wersching, Ray	0	24	15	69	22/9	1978	Wersching, Ray	23	15	.652	45	12/6
1979	Wersching, Ray	0	32	20	92	12/5	1979	Wersching, Ray	24	20	.833	45	2/1
1980	Wersching, Ray	0	33	15	78	18/10	1980	Wersching, Ray	19	15	.789	47	2/1
1981	Wersching, Ray	0	30	17	81	22/13	1981	Wersching, Ray	23	17	.739	45	5/4
1982	Wersching, Ray	0	23	12	59	9/4	1982	Wersching, Ray	17	12	.706	45	15/8
1983	Wersching, Ray	0	51	25	126	3/3	1983	Wersching, Ray	30	25	.833	52	5t/1t
1984	Wersching, Ray	0	56	25	131	1/1	1984	Wersching, Ray	35	25	.714	53	17/11
1985	Wersching, Ray	0	52	13	91	21/11	1985	Wersching, Ray	21	13	.619	45	22/11
1986	Wersching, Ray	0	41	25	116	3/3	1986	Wersching, Ray	35	25	.714	50	11t/5t
1987	Rice, Jerry	23	0	0	138	1/1	1987	Wersching, Ray	17	13	.764	45	12/6
1988	Cofer, Mike	0	40	27	121	2/1	1988	Cofer, Mike	38	27	.711	52	17/10
1989	Cofer, Mike	0	49	29	136	1/1	1989	Cofer, Mike	36	29	.806	47	4/2
1990	Cofer, Mike	0	39	24	111	4/3	1990	Cofer, Mike	36	24	.666	*56	26t/11t
1991	Cofer, Mike	0	49	14	91	17/8	1991	Cofer, Mike	28	14	.500	50	28/14
1992	Cofer, Mike	0	53	18	107	8/4	1992	Cofer, Mike	27	18	.666	46	21/11
1993	Cofer, Mike	0	59	16	107	11t/6	1993	Cofer, Mike	26	16	.615	46	26/12
1994	Brien, Doug	0	60	15	105	11t/4	1994	Brien, Doug	20	15	.750	48	20/7
1995	Rice, Jerry	17	1(2PT)	0	104	19/10	1995	Wilkins, Jeff	13	12	.923	40	DNQ
1996	Wilkins, Jeff	0	40	30	130	4/2	1996	Wilkins, Jeff	34	30	.882	49	4/3
1997	Anderson, Gary	0	38	29	125	3/2	1997	Anderson, Gary	36	29	.806	51	11/7
1998	Richey, Wade	0	49	18	103	14/6	1998	Richey, Wade	27	18	.667	46	27t/13t
1999	Richey, Wade	0	30	21	93	21/8	1999	Richey, Wade	23	21	.913	52	1**/1
2000	Richey, Wade	0	43	15	88	28/13	2000	Richey, Wade	22	15	.681	47	28/14
2001	Cortez, Jose	0	47	18	101	16/8	2001	Cortez, Jose	25	18	.720	52	21/12
2002	Owens, Terrell	14	0	0	84	8t/3*	2002	Cortez, Jose	24	18	.750	45	26/13t
2003	Peterson, Todd	0	22	12	58	30/14	2003	Peterson, Todd	15	12	.800	48	DNQ
2004	Peterson, Todd	0	23	18	77	42/18	2004	Peterson, Todd	22	18	.818	51	15t/6t
2005	Nedney, Joe	0	19	26	97	22t/8t	2005	Nedney, Joe	28	26	.929	56	3/2
2006	Nedney, Joe	0	29	29	116	7t/4t	2006	Nedney, Joe	35	29	.829	51	16/9
2007	Nedney, Joe	0	22	17	73	35/17	2007	Nedney, Joe	19	17	.895	50	5/1
2008	Nedney, Joe	0	34	29	121	15/9	2008	Nedney, Joe	33	29	.878	53	12/7
2009	Nedney, Joe	0	33	17	84	28t/14	2009	Nedney, Joe	21	17	.810	51	21/9
2010	Nedney, Joe	0	17	11	50	65t/31t	2010	Reed, Jeff	10	9	.900	47	NA
2011	Akers, David	0	34	44	166	1/1	2011	Akers, David	52	44	.846	55	14/7
2012	Akers, David	0	44	29	131	9/5	2012	Akers, David	42	29	.690	63*	30/14
2013	Dawson, Phil	0	10	3	19	N/A	2013	Dawson, Phil	6	3	.500	33	N/A

* LONGEST FIELD GOAL IN NFL THAT YEAR; ** LEADER BASED ON FIELD GOAL PCT OF KICKERS WITH AT LEAST 100 ATTEMPTS. DNQ = DID NOT QUALIFY FOR THE LEAGUE ANNUAL MEETING

* LONGEST FIELD GOAL IN NFL THAT YEAR; ** LEADER BASED ON FIELD GOAL PCT OF KICKERS WITH 15-OR-MORE MADE; DNQ - DID NOT QUALIFY FOR THE LEAGUE MINIMUM

49ERS YEARLY STATISTICAL LEADERS

KICKOFF RETURNS (BASED ON AVERAGE)

YEAR	PLAYER	NO	YDS	AVG	LG	TD	RANK
1946	Eshmont, Len	10	264	26.4	—	0	*
1947	Eshmont, Len	9	177	19.7	—	0	*
1948	Hall, Forrest	13	369	28.4	—	0	3
1949	Perry, Joe	14	337	24.1	—	0	5
1950	Cathcart, Sam	14	329	23.9	62	0	20
1951	Arenas, Joe	21	542	25.8	49	0	8
1952	McElhenny, Hugh	18	396	22.0	40	0	16
1953	Arenas, Joe	16	551	34.4	82	0	1
1954	Arenas, Joe	16	362	22.6	41	0	11
1955	Arenas, Joe	24	594	24.8	42	0	7
1956	Arenas, Joe	27	801	29.7	96t	1	2
1957	Arenas, Joe	24	657	27.4	64	0	2
1958	Smith, J.D.	15	356	23.7	39	0	8
1959	Lyles, Lenny	25	565	22.6	46	0	10
1960	Lyles, Lenny	17	526	30.9	97t	1	2
1961	Woodson, Abe	27	782	29.0	98t	1	3
1962	Woodson, Abe	37	1,157	31.3	79	0	1
1963	Woodson, Abe	29	935	32.2	103t	3	1
1964	Woodson, Abe	32	880	27.5	70	0	4
1965	Alexander, Kermit	32	741	23.2	46	0	20
1966	Alexander, Kermit	37	984	26.6	56	0	7
1967	Cunningham, Doug	31	826	26.6	94	0	5
1968	Alexander, Kermit	20	360	18.0	35	0	24
1969	Smith, Noland	14	310	22.1	60	0	*
1970	Smith, Noland	14	315	22.5	60	0	16
1971	Washington, Vic	33	858	26.0	74	0	12/8
1972	Washington, Vic	27	771	28.6	98t	1	4/3
1973	Washington, Vic	24	549	22.9	38	0	26/10
1974	Holmes, Mike	25	612	24.5	57	0	15/6
1975	Moore, Manfred	26	650	25.0	52	0	10/5
1976	Leonard, Anthony	26	553	21.3	39	0	29/13
1977	Hofer, Paul	36	871	24.2	48	0	12/7
1978	Williams, Dave	34	745	21.9	89t	1	23/8
1979	Owens, James	41	1,002	24.4	85t	1	5/3
1980	Owens, James	31	726	23.4	101t	1	4/3
1981	Lawrence, Amos	17	437	25.7	92t	1	3/2
1982	McLemore, Dana	16	353	22.1	45	0	18/9
1983	McLemore, Dana	30	576	19.2	39	0	30/14
1984	Monroe, Carl	27	561	20.8	44	0	19/9
1985	Monroe, Carl	28	717	25.6	95t	1	4/3
1986	Crawford, Derrick	15	280	18.7	34	0	*
1987	Rodgers, Del	17	358	21.1	50	0	*
1988	DuBose, Doug	32	608	19.0	44	0	27/11
1989	Flagler, Terrence	32	643	20.1	41	0	18/11
1990	Carter, Dexter	41	783	19.1	35	0	21/11
1991	Carter, Dexter	37	839	22.7	98t	1	5/3
1992	Logan, Marc	22	478	21.7	82	0	9/6
1993	Carter, Dexter	25	494	19.8	60	0	18/11
1994	Carter, Dexter	48	1,105	23.0	96t	1	15/11
1995	Carter, Dexter	23	522	22.7	46	0	*
1996	Carter, Dexter	41	909	22.2	71	0	21/10
1997	Levy, Chuck	36	793	22.0	59	0	22/12
1998	Levy, Chuck	22	383	17.4	30	0	*
1999	McQuarters, R.W.	26	568	21.8	37	0	*
2000	Williams, Kevin	30	536	17.9	33	0	*
2001	Sutherland, Vinny	50	1,140	22.8	65	0	19/11
2002	Williams, Jimmy	35	765	21.9	50	0	29/18
2003	Wilson, Cedrick	37	836	22.6	95t	1	16/10
2004	Hicks, Maurice	31	623	20.1	35	0	33/19
2005	Hicks, Maurice	34	689	20.3	40	0	36/18
2006	Hicks, Maurice	57	1,428	25.1	64	0	12/4
2007	Hicks, Maurice	63	1,502	23.8	55	0	20/9
2008	Rossum, Allen	47	1,259	26.8	104t	1	6/3
2009	Robinson, Michael	18	414	23.0	40	0	*
2010	Ginn Jr., Ted	47	992	21.1	61	0	33/17
2011	Ginn Jr., Ted	29	800	27.6	102t	1	3/2
2012	James, LaMichael	14	417	29.8	62	0	*
2013	Cox, Perrish	3	82	27.3	30	0	N/A

* Insufficient returns to qualify for NFL rankings

PUNT RETURNS (BASED ON AVERAGE)

YEAR	PLAYER	NO	YDS	AVG	LG	TD	RANK
1946	Casanega, Ken	18	248	13.8	—	0	*
1947	Vetrano, Joe	12	137	11.4	—	0	*
1948	Cason, Jim	22	309	14.0	—	0	*
1949	Cason, Jim	21	351	16.7	—	0	*
1950	Cathcart, Sam	16	185	11.6	29	0	10
1951	Arenas, Joe	21	272	13.0	51	0	6
1952	McElhenny, Hugh	20	284	14.2	94t	1	5
1953	McElhenny, Hugh	15	104	6.9	25	0	7
1954	Arenas, Joe	23	117	5.1	23	0	6
1955	Arenas, Joe	21	55	2.6	7	0	17
1956	Arenas, Joe	19	117	6.2	67t	1	8
1957	Arenas, Joe	25	80	3.2	26	0	13
1958	McElhenny, Hugh	24	93	3.9	18	0	16
1959	Woodson, Abe	15	143	9.5	65	0	6
1960	Woodson, Abe	13	174	13.4	48	0	1
1961	Woodson, Abe	16	172	10.8	80t	1	4
1962	Woodson, Abe	19	179	9.4	85t	1	4
1963	Woodson, Abe	13	95	7.3	13	0	13
1964	Alexander, Kermit	21	189	9.0	70t	1	8
1965	Alexander, Kermit	35	262	7.5	40	0	7
1966	Alexander, Kermit	30	198	6.6	44t	4	6
1967	Cunningham, Doug	27	249	9.2	57	0	3
1968	Alexander, Kermit	24	87	3.6	26	0	16
1969	Smith, Noland	10	46	4.6	18	0	19
1970	Taylor, Bruce	43	516	12.0	76	0	2/1
1971	Taylor, Bruce	34	235	6.9	38	0	15/6
1972	McGill, Ralph	22	219	10.0	33	0	4/3
1973	Taylor, Bruce	15	207	13.8	61	0	1/1
1974	McGill, Ralph	20	161	8.3	47	0	20/13
1975	McGill, Ralph	31	290	9.4	34	0	18/9
1976	Leonard, Anthony	35	293	8.4	60t	1	20/9
1977	Leonard, Anthony	22	154	7.0	19	0	30/13
1978	Step toe, Jack	11	129	11.7	28	0	*
1979	Solomon, Freddie	23	142	6.2	14	0	23/9
1980	Solomon, Freddie	27	298	11.0	57t	2	3/2
1981	Solomon, Freddie	29	173	6.0	19	0	25/13
1982	McLemore, Dana	7	156	22.3	93t	1	*
1983	McLemore, Dana	31	331	10.7	56t	1	6/2
1984	McLemore, Dana	45	521	11.6	79t	1	4/2
1985	McLemore, Dana	38	258	6.8	22	0	21/9
1986	Griffin, Don	38	377	9.9	76t	1	5/2
1987	McLemore, Dana	21	265	12.6	83t	1	2/2
1988	Taylor, John	44	556	12.6	95t	2	1/1
1989	Taylor, John	36	417	11.6	37	0	5/4
1990	Taylor, John	26	212	8.2	30	0	13/8
1991	Taylor, John	31	267	8.6	24	0	9/5
1992	Grant, Alan	29	249	8.6	46	0	12/6
1993	Carter, Dexter	34	411	12.1	72t	1	5/2
1994	Carter, Dexter	38	321	8.4	26	0	14/11
1995	Carter, Dexter	9	164	18.2	78t	1	*
1996	Carter, Dexter	36	317	8.8	52	0	18/9
1997	Uwaezuoke, Iheanyi	34	373	11.0	36	0	11/6
1998	McQuarters, R.W.	47	406	8.6	72t	1	19/10
1999	McQuarters, R.W.	18	90	5.0	32	0	*
2000	Williams, Kevin	26	220	8.5	25	0	*
2001	Sutherland, Vinny	21	147	7.0	19	0	*
2002	Williams, Jimmy	20	336	16.8	89t	1	1/1
2003	Williams, Jimmy	35	240	6.9	20	0	26/11
2004	Battle, Arnaz	31	266	8.6	71t	1	15/6
2005	Marshall, Rasheed	17	87	5.1	13	0	*
2006	Williams, Brandon	22	147	6.7	25	0	28/15
2007	Lewis, Michael	44	336	7.6	51	0	18/9
2008	Rossum, Allen	15	223	14.9	45	0	*
2009	Battle, Arnaz	21	61	2.9	18	0	28/13
2010	Ginn Jr., Ted	24	321	13.4	78t	1	3/2
2011	Ginn Jr., Ted	38	466	12.3	55t	1	4/3
2012	Ginn Jr., Ted	32	326	10.2	38	0	11/3
2013	Williams, Kyle	5	22	4.4	14	0	N/A

* Insufficient returns to qualify for NFL rankings

49ERS YEARLY STATISTICAL LEADERS

INTERCEPTIONS

YEAR	PLAYER	NO	YDS	AVG	LG	TD	RANK
1946	Casanega, Ken	8	146	18.3	68	0	—
1947	Eshmont, Len	6	72	12.0	—	0	—
1948	Carr, Eddie	7	144	20.6	56	1	—
1949	Cason, Jim	9	152	19.9	—	0	—
1950	Powers, Jim	5	42	8.4	26	0	27
1951	Wagner, Lowell	9	115	12.8	40	0	8
1952	Wagner, Lowell	6	69	11.5	30	0	12
1953	Berry, Rex	7	142	20.3	29	1	8
1954	Berry, Rex	3	69	23.0	34t	1	32
1955	Moegle, Dick	6	50	8.3	37	0	14
1956	Moegle, Dick	6	75	12.5	31t	1	12
1957	Moegle, Dick	8	107	13.4	40	0	6
1958	Ridlon, Jim	4	10	2.5	3	0	23
1959	Baker, Dave	5	75	15.0	29	0	10
1960	Baker, Dave	10	96	9.6	28	0	1
1961	Baker, Dave	6	123	20.5	10	0	11
1962	Woodson, Abe	2	31	15.5	31	0	58
1963	Alexander, Kermit	5	72	17.4	38	0	18
1964	Alexander, Kermit	5	65	13.0	24	0	9
1965	Johnson, Jimmy	6	47	7.8	26	0	10
1966	Alexander, Kermit	4	73	18.3	55	0	25
1967	Alexander, Kermit	5	72	14.4	48	0	17
1968	Alexander, Kermit	9	155	17.2	66t	1	2
1969	Alexander, Kermit	5	39	7.8	22	0	14
1970	Taylor, Bruce	3	70	23.3	70	0	48/24
1971	Taylor, Bruce	3	68	22.7	49	0	65/33
1972	Johnson, Jimmy	4	18	4.5	15	0	43/17
1973	Taylor, Bruce	6	30	5.0	22	0	10/5
1974	McGill, Ralph	5	71	14.2	45	0	19/9
1975	Taylor, Bruce	3	29	9.7	15	0	75/36
1976	Rhodes, Bruce	3	42	14.0	30	0	—
1977	Washington, Dave	2	68	34.0	50	0	93/37
1978	Crist, Chuck	6	59	26.5	32	0	11/10
1979	Hicks, Dwight	5	57	11.4	29	0	28/12
1980	Hicks, Dwight	4	73	18.3	44	0	41/19
—	Churchman, Ricky	4	7	1.8	7	0	41/19
1981	Hicks, Dwight	9	239	26.6	72	1	3/2
1982	Hicks, Dwight	3	5	1.7	3	0	22/8
1983	Wright, Eric	7	164	23.4	60t	2	6/4
1984	Turner, Keena	4	51	12.8	21	0	40/17
—	Lott, Ronnie	4	26	6.5	15	0	48/21
1985	Lott, Ronnie	6	68	11.3	25	0	16/7

YEAR	PLAYER	NO	YDS	AVG	LG	TD	RANK
1986	Lott, Ronnie	10	134	13.4	57t	1	1/1
1987	Lott, Ronnie	5	62	12.4	34	0	11/7
—	Griffin, Don	5	1	0.2	1	0	14/9
1988	McKyer, Tim	7	11	1.6	7	0	5/6
1989	Lott, Ronnie	5	34	6.8	28	0	16/9
1990	Waymer, Dave	7	64	9.1	24	0	4/4
1991	Waymer, Dave	4	77	19.3	42	0	23/13
1992	Griffin, Don	5	4	0.8	2	0	15/5
1993	McGruder, Michael	5	89	17.8	37	1	14t/6t
1994	Hanks, Merton	7	93	13.3	38	0	4t/4t
1995	Drakeford, Tyronne	5	54	10.8	37	0	16t/10t
—	Hanks, Merton	5	31	6.2	23	0	16t/10t
1996	Pope, Marquez	6	98	16.3	55t	1	4t/2t
1997	Hanks, Merton	6	103	17.2	55t	1	5t/3t
1998	Walker, Darnell	4	78	19.5	36	0	—
—	Hanks, Merton	4	37	9.3	37	0	—
—	Bronson, Zack	4	34	8.5	28	0	—
—	McDonald, Tim	4	22	5.5	18	0	—
1999	Schulters, Lance	6	127	21.2	64t	1	6t/3t
2000	Bronson, Zack	3	75	25.0	43	0	—
—	Montgomery, Monty	3	68	22.7	46t	1	—
2001	Bronson, Zack	7	165	23.6	97t	2	7t/4t
—	Plummer, Ahmed	7	45	6.4	24	0	7t/4t
2002	Parrish, Tony	7	204	29.1	60	0	3t/2t
2003	Parrish, Tony	9	202	22.4	49	0	1t/1t
2004	Parrish, Tony	4	64	16.0	26	0	21t/10t
2005	Spencer, Shawntae	4	85	21.3	61t	1	19t/9t
—	Adams, Mike	4	36	9.0	40t	1	19t/9t
2006	Harris, Walt	8	84	10.5	42	1	3t/1t
2007	Nate Clements	4	74	18.5	62	0	23t/11t
—	Walt Harris	4	42	10.5	23	0	23t/11t
2008	Walt Harris	3	25	8.3	24	0	30t/13t
—	Takeo Spikes	3	14	4.7	13	0	30t/13t
2009	Goldson, Dashon	4	39	9.8	34	0	23t/14t
2010	Clements, Nate	3	46	15.3	39	0	30/21t
—	Spikes, Takeo	3	9	3.0	6	0	30/21t
—	Spencer, Shawntae	3	0	0.0	0	0	30/21t
2011	Goldson, Dashon	6	53	8.8	21	0	4t/2t
—	Rogers, Carlos	6	106	17.7	31t	1	4t/2t
2012	Goldson, Dashon	3	21	7.0	20	0	29t/17t
2013	Reid, Eric	2	1	0.5	1	0	N/A

QUARTERBACK SACK LEADERS (SINCE 1971)

YEAR	PLAYER	SACKS	YARDAGE
1971	Hardman, Cedrick	18.0	— NA —
1972	Hart, Tommy	17.0	— NA —
1973	Hardman, Cedrick	9.0	— NA —
1974	Hardman, Cedrick	9.0	— NA —
1975	Hardman, Cedrick	15.0	— NA —
1976	Hart, Tommy	16.0	— NA —
1977	Elam, Cleveland	17.5	— NA —
1978	Hardman, Cedrick	10.5	— NA —
1979	Board, Dwaine	7.0	52.0
1980	Stuckey, Jim	8.5	49.5
1981	Dean, Fred	12.0	106.5
1982	Dean, Fred	3.5	28.5
1983	Dean, Fred	17.5	151.5
1984	Board, Dwaine	10.0	82.0
1985	Board, Dwaine	11.5	95.5
1986	Haley, Charles	12.0	109.0
1987	Haley, Charles	6.0	42.0
1988	Haley, Charles	11.5	77.0
1989	Haley, Charles	10.5	88.5
—	Holt, Pierce	10.5	85.5
1990	Haley, Charles	16.0	107
1991	Roberts, Larry	7.0	50.0
—	Haley, Charles	7.0	49.0

YEAR	PLAYER	SACKS	YARDAGE
1992	Harris, Tim	17.0	116.0
1993	Stubblefield, Dana	10.5	61.5
1994	Stubblefield, Dana	8.5	53.5
1995	Jackson, Rickey	9.5	49.0
1996	Barker, Roy	12.5	74.5
1997	Stubblefield, Dana	15.0	99.0
1998	Doleman, Chris	15.0	81.5
1999	Young, Bryant	11.0	81.0
2000	Young, Bryant	9.5	77.5
2001	Carter, Andre	6.5	57.5
2002	Carter, Andre	12.5	84.0
2003	Peterson, Julian	7.0	64.0
2004	Engleberger, John	6.0	40.5
2005	Young, Bryant	8.0	50.0
2006	Moore, Brandon	6.5	56.0
2007	Young, Bryant	6.5	31.0
2008	Haralson, Parys	8.0	45.0
2009	Lawson, Manny	6.5	38.0
2010	Smith, Justin	8.5	51.5
2011	Smith, Aldon	14.0	104.5
2012	Smith, Aldon	19.5	144.5
2013	Smith, Aldon	4.5	27.5

49ERS YEARLY STATISTICAL LEADERS

ALL-PURPOSE YARDS (SINCE 1950)

Year	Player	Rush		Rec		Off	Punt Ret		Kick Ret		Ret Def		Tot
		No	Yds	No	Yds	Yds	No	Yds	No	Yds	Yds	Yds	Yds
1950	Perry, Joe	124	647	13	69	716	0	0	12	223	0	0	939
1951	Perry, Joe	136	677	18	167	844	0	0	1	32	0	0	876
1952	McElhenny, Hugh	98	684	26	367	1,051	20	284	20	284	680	0	1,731
1953	McElhenny, Hugh	112	503	30	474	977	15	104	15	368	472	0	1,449
1954	Perry, Joe	173	1,049	26	203	1,252	0	0	0	0	0	0	1,252
1955	Wilson, Billy	0	0	53	831	831	0	0	0	0	0	0	831
1956	McElhenny, Hugh	185	916	16	193	1,109	15	38	13	300	338	0	1,447
1957	McElhenny, Hugh	102	478	37	458	936	0	0	0	0	0	0	936
1958	Perry, Joe	125	758	23	218	976	0	0	0	0	0	0	976
1959	Smith, J.D.	207	1,036	13	133	1,169	0	0	0	0	0	0	1,169
1960	Smith, J.D.	174	780	36	181	961	0	0	0	0	0	0	961
1961	Smith, J.D.	167	823	28	343	1,166	0	0	0	0	0	0	1,166
1962	Woodson, Abe	0	0	0	0	0	19	179	37	1,157	1,336	0	1,336
1963	Woodson, Abe	0	0	0	0	0	13	95	29	935	1,030	0	1,030
1964	Woodson, Abe	0	0	0	0	0	22	133	32	880	1,013	0	1,013
1965	Parks, Dave	0	0	80	1,344	1,344	0	0	0	0	0	0	1,344
1966	Alexander, Kermit	0	0	0	0	0	30	198	37	984	1,182	0	1,182
1967	Cunningham, Doug	0	0	0	0	0	27	249	31	826	1,075	0	1,075
1968	Willard, Ken	227	967	36	232	1,199	0	0	0	0	0	0	1,199
1969	Cunningham, Doug	147	541	51	484	1,025	0	0	0	0	0	0	1,025
1970	Washington, Gene	0	0	53	1,100	1,100	0	0	0	0	0	0	1,100
1971	Washington, Vic	191	811	36	317	1,128	0	0	33	858	858	0	1,986
1972	Washington, Vic	141	468	43	393	861	0	0	27	771	771	0	1,632
1973	McGill, Ralph	0	0	0	0	0	22	186	17	374	560	0	560
1974	Jackson, Wilbur	174	705	23	190	895	0	0	0	0	0	0	895
1975	Williams, Delvin	117	631	34	370	1,001	0	0	0	0	0	0	1,001
1976	Williams, Delvin	248	1,203	27	283	1,486	0	0	0	0	0	0	1,486
1977	Williams, Delvin	268	931	20	179	1,110	0	0	0	0	0	0	1,110
1978	Williams, Dave	0	0	0	0	0	0	0	34	745	745	0	745
1979	Hofer, Paul	123	615	58	662	1,277	0	0	0	0	0	0	1,277
1980	Cooper, Earl	171	720	83	567	1,287	0	0	0	0	0	0	1,287
1981	Clark, Dwight	3	32	85	1,105	1,137	0	0	0	0	0	0	1,137
1982	Clark, Dwight	0	0	60	913	913	0	0	0	0	0	0	913
1983	Craig, Roger	176	725	48	427	1,152	0	0	0	0	0	0	1,152
1984	Tyler, Wendell	246	1,262	28	230	1,492	0	0	0	0	0	0	1,492
1985	Craig, Roger	214	1,050	92	1,016	2,066	0	0	0	0	0	0	2,066
1986	Rice, Jerry	10	72	86	1,570	1,642	0	0	0	0	0	0	1,642
1987	Craig, Roger	215	815	66	492	1,307	0	0	0	0	0	0	1,307
1988	Craig, Roger	310	1,502	76	534	2,036	0	0	0	0	0	0	2,036
1989	Taylor, John	1	6	60	1,077	1,083	36	417	2	51	468	0	1,551
1990	Rice, Jerry	2	0	100	1,502	1,502	0	0	0	0	0	0	1,502
1991	Rice, Jerry	1	2	80	1,206	1,208	0	0	0	0	0	0	1,208
1992	Watters, Ricky	206	1,013	43	405	1,418	0	0	0	0	0	0	1,418
1993	Rice, Jerry	3	69	98	1,503	1,572	0	0	0	0	0	0	1,572
1994	Watters, Ricky	239	877	66	719	1,596	0	0	0	0	0	0	1,596
1995	Rice, Jerry	5	36	122	1,848	1,884	0	0	0	0	0	0	1,884
1996	Rice, Jerry	11	77	108	1,254	1,331	0	0	0	0	0	0	1,331
1997	Hearst, Garrison	234	1,019	21	194	1,213	0	0	0	0	0	0	1,213
1998	Hearst, Garrison	310	1,570	39	535	2,105	0	0	0	0	0	0	2,105
1999	Garner, Charlie	241	1,229	56	535	1,764	0	0	0	0	0	0	1,764
2000	Garner, Charlie	258	1,142	68	647	1,789	0	0	0	0	0	0	1,789
2001	Hearst, Garrison	252	1,206	41	347	1,553	0	0	0	0	0	0	1,553
2002	Owens, Terrell	7	79	100	1,300	1,379	0	0	0	0	0	0	1,379
2003	Barlow, Kevan	201	1,024	35	307	1,331	0	0	0	0	0	0	1,331
2004	Barlow, Kevan	244	822	35	212	1,034	0	0	0	0	0	0	1,034
2005	Hicks, Maurice	59	308	3	12	320	0	0	34	689	689	0	1,009
2006	Gore, Frank	312	1,695	61	485	2,180	0	0	0	0	0	0	2,180
2007	Gore, Frank	260	1,102	53	436	1,538	0	0	0	0	0	0	1,538
2008	Rossum, Allen	1	1	1	4	5	15	223	47	1,259	1,482	0	1,487
2009	Gore, Frank	229	1,120	52	406	1,526	0	0	0	0	0	0	1,526
2010	Ginn Jr., Ted	2	11	12	163	174	24	321	47	992	1,313	0	1,487
2011	Gore, Frank	282	1,211	17	114	1,325	0	0	0	0	0	0	1,325
2012	Gore, Frank	258	1,214	28	234	1,448	0	0	0	0	0	0	1,448
2013	Boldin, Anquan	0	0	24	372	372	0	0	0	0	0	0	372

BEST PERFORMANCES VS. 49ERS

SCORING

Points

36 Gale Sayers, at Chi. (12/12/65)

Touchdowns

6 Gale Sayers, at Chi. (12/12/65)

PATs

8 Rafael Septien, at Dal. (10/12/80)
8 Paige Cothren, vs. LA Rams (10/5/58)

PAT Attempts

8 Rafael Septien, at Dal. (10/12/80)
8 Paige Cothren, vs. LA Rams (10/5/58)

Field Goals

6 Neil Rackers, at Arz. in Mexico City (10/2/05)
5 Morten Andersen, at Atl. (9/3/00)
Chris Jacke, at GB (10/14/96)
Morten Andersen, at NO (10/25/87)
Lou Michaels, at Bal. (9/25/66)

Field Goal Attempts

7 Morten Andersen, at NO (10/25/87)

Long Field Goal

59 Morten Andersen, at Atl. (12/24/95)
56 Al Del Greco, at Hou. (10/27/96)
55 John Kasay, at Car. (10/24/10)
54 Josh Brown, at StL (1/3/10)
Jan Stenerud, vs. KC (12/6/71)

RUSHING

Attempts

35 Clinton Portis, vs. Was. (12/18/04)
Marcel Shipp, at Arz. (10/26/03)
32 Calvin Hill, at Dal. (11/10/74)
Steven Jackson, at StL Rams (12/21/08)

Yards

192 Erric Pegram, vs. Atl. (9/19/93), 27 att.
181 Willie Galimore, vs. Chi. (9/16/62), 22 att.
175 Barry Sanders, vs. Det. (12/23/96), 28 att.
174 Rudi Johnson, at Cin. (12/14/03), 21 att.
174 Leroy Kelly, vs. Cle. (11/3/68), 27 att.

Touchdowns

4 LaDainian Tomlinson, vs. SD (10/15/06)
Gale Sayers, at Chi. (12/12/65)
Rick Casares, vs. Chi. (10/28/56)

Long

84t Chester Taylor, vs. Min. (12/9/07)

PASSING

Attempts

65 Tom Brady, at NE (12/16/12)
61 Brett Favre, at GB (10/14/96)
60 Richard Todd, at NYJ (9/21/80)
58 Glenn Foley, vs. NYJ (9/6/98)
Jay Schroeder, at Was. (12/1/85)

Completions

42 Richard Todd, at NYJ (9/21/80)
36 Tom Brady, at NE (12/16/12)
35 Dieter Brock, at LA Rams (10/27/85)

Yards

484 Kurt Warner, at Arz. (11/25/07)
471 Brad Johnson, vs. Was. (12/26/99)
460 Don Meredith, vs. Dal. (11/10/63)
447 Richard Todd, at NYJ (9/21/80)
444 Dan Fouts vs. SD (12/11/82)

Touchdowns

5 Donovan McNabb, at Phi. (9/18/05)
Kurt Warner, at StL (10/10/99)
Vince Ferragamo, at LA Rams (10/23/83)
Dan Fouts, vs. SD (12/11/82)

Interceptions

7 Steve DeBerg, at TB (9/7/86)
6 Steve Grogan, vs. NE (11/30/80)

Long

96t Tobin Rote to Billy Grimes, vs. GB (12/10/50)

Times Sacked

10 Phil Simms, vs. NYG (11/23/80)
James Harris, at LA Rams (10/11/76)
Bill Munson, vs. LA Rams (12/6/64)

RECEIVING

Receptions

17 Clark Gaines, at NYJ (9/21/80)
12 Reggie Wayne, at Ind. (11/1/09)
Tim Hightower, at Ari. (9/13/09)
Cris Carter, vs. Min. (12/18/95)
Michael Irvin, at Dal. (10/17/93)

Yards

220 Don Beebe, at GB (10/14/96)
214 Harlon Hill, vs. Chi. (10/31/54)
213 Terrell Owens, at Dal. (11/23/08)
210 Roddy White, vs. Atl. (10/11/09)
202 Paul Flatley, vs. Min. (10/24/65)

Touchdowns

4 Isaac Bruce, at StL (10/10/99)
Ahmad Rashad, at Min. (9/2/79)
Harlon Hill, vs. Chi. (10/31/54)

Long

96t Billy Grimes, vs. GB (12/10/50)

INTERCEPTIONS

Interceptions

3 Bill Simpson, vs. LA Rams (11/20/77)
Gene Howard, at LA Rams (11/21/71)
Roy Winston, vs. Min. (10/25/64)
Donald Doll, at Det. (10/8/50)

Yards

107 Aaron Martin, at LA Rams (10/18/64)
101 Tom Pridemore, at Atl. (9/20/81)

Long

101t Tom Pridemore, at Atl. (9/20/81)

SACKS

Sacks

4.5 Kevin Greene, vs. LA Rams (12/18/88)
3.0 13 players

PUNTING

Punts

12 Wilbur Summers, vs. Det. (10/23/77)
Rusty Jackson, vs. LA Rams (11/21/76)

Average

58.5 Reggie Roby, at Mia. (9/28/86) (min. 4 pts)

Long

90 Don Chandler, at GB (10/10/65)

PUNT RETURNS

RETURNS

Returns

8 Rolland Lawrence, vs. Atl. (10/9/77)
7 Nate Burleson, at Sea. (12/6/09)
Alvin Pearman, at Jac. (12/18/05)
J.T. Smith, at Phx. (11/6/88)
Robbie Martin, vs. Ind. (10/5/86)
LeRoy Irvin, vs. LA Rams (10/25/81)
Roland Lawrence, vs. Atl. (10/23/76)

Yards

184 Larry Watkins, at Det. (10/6/63)

Long

90t Larry Watkins, at Det. (10/6/63)

KICKOFF RETURNS

Returns

9 Ahmad Merritt, vs. Chi. (9/7/03)
Eric Metcalf, vs. Atl. (9/29/96)

Yards

222 Leon Washington, vs. Sea. (12/12/10)
208 Ron Smith, at Chi. (11/19/72)

Long

109 Mel Gray, vs. NO (9/21/86)

49ERS SINGLE-SEASON TEAM RECORDS

SCORING

Most Points Scored

505 (1994, 16 games)
479 (1998, 16 games)
475 (1984, 16 games)

Highest Average

31.6 (1994, 16 games)
31.0 (1953, 12 games)
30.6 (1987, 15 games)

Fewest Points Scored

198 (1963, 14 games)
208 (1960, 12 games)
213 (1950, 12 games)
209 (1982, 9 games)

Lowest Average

13.7 (2007, 16 games)
13.7 (1978, 16 games)
14.1 (1963, 14 games)

TOUCHDOWNS

Most Scored

66 (1994, 16 games)
61 (1998, 16 games)
(1993, 16 games)
59 (1987, 16 games)

Fewest Scored

21 (1960, 12 games)
23 (2005, 16 games)

Most Allowed

54 (2004, 16 games)
54 (1979, 16 games)
53 (1999, 16 games)

Fewest Allowed

23 (2011, 16 games)
23 (1971, 14 games)
24 (1984, 16 games)
24 (1982, 9 games)
24 (1951, 12 games)

Most by Rushing

24 (1979, 16 games)
(1955, 12 games)
23 (1956, 12 games)

Most by Passing

36 (1999, 16 games)
29 (1980, 16 games)
28 (2005, 16 games)

KICKING

Most Field Goals Made

44 (2011, 16 games)
30 (1996, 16 games)
29 (2012, 16 games)
(2008, 16 games)
(2006, 16 games)
(1997, 6 games)
(1989, 16 games)

Most PATs Made

60 (1994, 16 games)
59 (1993, 16 games)
56 (1984, 16 games)

RUSHING

Most Attempts

585 (1978, 16 games)
576 (1976, 14 games)
564 (1977, 14 games)

Most Yards Gained

2,544 (1998, 16 games)
2,523 (1988, 16 games)
2,498 (1954, 12 games)

Highest Average

5.7 (1954, 12 games)
5.2 (1998, 16 games)
5.1 (2012, 16 games)

Most Touchdowns

28 (1954, 12 games)
27 (1961, 14 games)
26 (1993, 16 games)
26 (1953, 12 games)

PASSING

Most Attempts

644 (1995, 16 games)
602 (1979, 16 games)
597 (1980, 16 games)
583 (2000, 16 games)
583 (1990, 16 games)

Most Completions

432 (1995, 16 games)
366 (2000, 16 games)
363 (1980, 16 games)
361 (1979, 16 games)
360 (1990, 16 games)

Highest Completion Pct.

70.3 (1994, 16 games)
70.2 (1989, 16 games)
67.6 (1993, 16 games)
67.1 (1995, 16 games)
66.5 (1992, 16 games)

Most Yards Gained (Gross)

4,779 (1995, 16 games)
4,584 (1989, 16 games)
4,510 (1998, 16 games)
4,480 (1993, 16 games)
4,400 (2000, 16 games)
Most Touchdowns
44 (1987, 16 games)
41 (1998, 16 games)
37 (1994, 16 games)
35 (1965, 14 games)
35 (1989, 16 games)

Highest Avg. Gain Per Att.

9.49 (1989, 16 games)
8.84 (1961, 14 games)
8.55 (1993, 16 games)

TOTAL NET YARDS

Most Yards Gained

6,800 (1998, 16 games)
6,435 (1993, 16 games)
6,366 (1984, 16 games)
6,268 (1989, 16 games)
6,195 (1992, 16 games)

FIRST DOWNS

Most First Downs

381 (1998, 16 games)
372 (1993, 16 games)
362 (1994, 16 games)
357 (1987, 15 games)
356 (1984, 16 games)

Most by Rushing

141 (2002, 16 games)
141 (1988, 16 games)
138 (1984, 16 games)

Most by Passing

231 (1995, 16 games)
223 (1998, 16 games)
213 (1986, 16 games)

Most by Penalty

34 (1978, 16 games)
31 (2011, 16 games)
30 (1994, 16 games)

FUMBLES

Most Opp. Fumbles Recovered

27 (1978, 16 games)
22 (1959, 12 games)
21 (1981, 16 games)
21 (1950, 12 games)

INTERCEPTIONS

Most Thrown

36 (1978, 16 games)
29 (1958, 12 games)
28 (1974, 14 games)
28 (1955, 12 games)

Most Intercepted

39 (1986, 16 games)
33 (1951, 12 games)
27 (1981, 16 games)

PENALTIES

Most Penalties

134 (2000, 16 games)
133 (1998, 16 games)
120 (1999, 16 games)

Most Yards Penalized

1,156 (1998, 16 games)
1,135 (2000, 16 games)
1,045 (1999, 16 games)

QUARTERBACK SACKS

Most Sacks Recorded

61 (1976, 14 games)
60 (1985, 16 games)
57 (1983, 16 games)
54 (1997, 16 games)

Most Sacks Allowed

55 (2008, 16 games)
55 (2007, 16 games)
53 (1998, 16 games)

Fewest Sacks Allowed

20 (1982, 9 games)
22 (2002, 16 games)
24 (1991, 16 games)

Best Season, Win Percentage

.938 – 1984

Best Season, Win Total

Won 15, Lost 1 – 1984

Worst Season, Win Percentage

.125 – 1978, 1979, 2002

Longest Winning Streak

15 – 11/27/89 to 11/18/90

Longest Winning Streak at Home

19 – 12/23/96 to 10/3/99

Longest Losing Streak at Home

7 – 10/28/62 to 9/22/63

Longest Winning Streak on Road

18 – 11/27/88 to 12/30/90

Longest Losing Streak on Road

18 – 12/4/77 to 12/16/79

Longest Losing Streak

9 – 10/8/78 to 12/3/78

Most Consecutive Wins to Start Season

10 – 1990

Most Consecutive Wins to End Season

9 – 1984

Most Consecutive Losses to Start Season

7 – 1979

Most Consecutive Losses to End Season

5 – 1963

Total Shutouts by 49ers

29 – Last at NYJ (9/30/12)

Most Shutouts in a Season

3 – 2001

Most Consecutive Games Scored Points

420 – 10/16/77 to 9/19/04

Largest Comeback Victory

38–35 (OT) victory vs. New Orleans at Candlestick Park, December 7, 1980 (came back from 35–7 deficit in 2nd qtr.)

49ERS SINGLE-GAME TEAM RECORDS

SCORING

Most Points Scored

56 vs. Atl. (10/18/92)
 55 at Det. (12/19/93)
 52 vs. Chi. (12/23/91)
 52 vs. Chi. (12/19/65)
 51 vs. Min. (12/8/84)

Most Points Allowed

61 at Chi. (12/12/65)
 59 at Dal. (10/12/80)
 52 at Was. (10/23/05)

Most Points by Both Teams

83 49ers 41, Vikings 42 (at SF), 10/24/65
 81 49ers 20, Bears 61 (at Chi.), 12/12/65
 81 49ers 38, Saints 43 (at NO), 11/23/69

Most Points Scored in 1st Quarter

27 vs. GB (12/7/58)
 21 (Several times) Last: vs. Min. (12/18/95)

Most Points Allowed in 1st Quarter

24 at Chi. (10/29/06)

Most Points Scored in 2nd Quarter

28 at Min. (9/8/83)
 28 vs. LA Rams (10/28/51)
 24 (Several times) Last: vs. Atl. (12/4/94)

Most Points Allowed in 2nd Quarter

28 at Min. (9/29/63)
 27 at NYG (10/14/79)

Most Points Scored in 1st Half

42 vs. Atl. (10/18/92)
 41 at Min. (9/8/83)
 38 vs. LA Rams (10/28/51)

Most Points Allowed in 1st Half

41 at Chi. (10/29/06)
 38 at Dal. (10/12/80)

Most Points Scored in 3rd Quarter

21 vs. Arz. (1/2/11)
 21 at NO (9/4/88)
 21 at StL (9/18/83)
 21 vs. Hou. (12/13/81)
 21 vs. NO (10/21/73)

Most Points Allowed in 3rd Quarter

24 vs. StL (10/6/74)
 21 (Several times) Last: at Ten. (11/27/05)

Most Points Scored in 4th Quarter

28 vs. Chi. (12/22/91)
 28 at Phi. (9/24/89)
 28 at LA Rams (10/23/83)

Most Points Allowed in 4th Quarter

28 at StL (12/30/02)
 24 at NE (12/16/12)
 23 vs. Phi. (10/12/08)

Most Points Scored in 2nd Half

35 vs. Atl. (9/15/85)
 31 at LA Rams (10/23/83)
 30 vs. NO (10/21/73)

Most Points Allowed in 2nd Half

36 at NO (11/23/69)
 35 at Jac. (9/12/99)

Most Decisive Victory

49 49ers 49 at Lions 0, 10/1/61

Most Decisive Loss

45 Cowboys 59 vs. 49ers 14, 10/12/80

TOUCHDOWNS

Most Scored

8 vs. Atl. (10/18/92)
 7 vs. Arz. (12/7/03)
 7 at Det. (12/19/93)
 7 vs. Chi. (12/23/91)
 7 vs. LA Rams (12/27/87)
 7 at Atl. (10/29/72)
 7 at Det. (10/1/61)
 7 vs. Dal. Texans (10/26/52)

Most Allowed

9 at Chi. (12/12/65)
 8 at Dal. (10/12/80)
 at LA Rams (11/9/58)

Most Scored by Rushing

6 at Det. (10/1/61)

Most Allowed by Rushing

5 at Chi. (12/12/65)

Most Scored by Passing

6 at Atl. (10/14/90)

Most Allowed by Passing

5 (Five times) Last: at Phi. (9/18/05)

KICKING

Most Field Goals Made

6 vs. Atl. (9/29/96)
 6 at NO (10/16/83)

Most Field Goals Allowed

6 vs. Arz. (10/2/05), Mex. City

NET YARDS

Most Yards Gained

621 vs. Buf. (10/7/12) (311 rush, 310 pass)
 598 vs. Buf. (9/13/92) (159 rush, 439 pass)
 597 vs. Bal. (12/13/53) (252 rush, 345 pass)
 590 vs. Atl. (10/18/92) (191 rush, 399 pass)

Most Yards Allowed

584 at Chi. (12/12/65) (183 rush, 401 pass)
 583 at Phi. (9/18/05) (140 rush, 443 pass)
 577 vs. LA Rams (11/9/58) (324 rush, 253 pass)

Fewest Yards Gained

61 at Det. (10/6/63) (71 rush, -10 pass)
 81 vs. GB (12/10/60) (71 rush, 10 pass)
 88 vs. LA Rams (11/21/76) (70 rush, 18 pass)

Fewest Yards Allowed

44 vs. Atl. (10/23/76) (83 rush, -39 pass)
 61 at Det. (10/6/63) (71 rush, -10 pass)
 65 at Det. (10/12/52) (40 rush, 25 pass)

FIRST DOWNS

Most First Downs

36 vs. Ind. (10/18/98)
 33 vs. Hou. (11/8/87)
 32 vs. LA Rams (11/20/94)

Most First Downs Allowed

32 at NE (12/16/12)
 32 at StL (9/17/00)

Fewest First Downs

3 vs. Bal. (11/22/59)
 5 at Bal. (10/13/63)

Fewest First Downs Allowed

2 vs. NO (10/21/73)
 4 at Det. (10/12/52)
 5 at Bal. (10/13/63)

Most by Rushing

21 vs. Det. (12/14/98)
 20 at Min. (10/15/61)

Fewest by Rushing

0 at Min. (12/14/69)
 0 at Bal. (10/13/63)

Most Allowed by Rushing

19 at GB (10/11/59)

Fewest Allowed by Rushing

0 (8x) Last: at StL (9/26/13)

Most by Passing

24 at Cin. (12/5/99)
 24 at Atl. (10/14/90)

Most Allowed by Passing

25 at NYJ (9/21/80)
 23 vs. Dal. (11/10/63)

Fewest by Passing

1 (6x) Last: vs. TB (10/30/05)

Fewest Allowed by Passing

0 vs. NO (10/21/73)
 0 vs. LA Rams (10/10/71)

Most by Penalty

8 at NO (10/11/98)

Most Allowed by Penalty

8 vs. Oak. (10/8/00)

RUSHING

Most Attempts

59 at Min. (12/4/77)
 56 vs. Det. (10/25/63)
 56 at GB (Milw.) (10/10/54)
 56 vs. Bal. (10/29/50)

Most Attempts Allowed

59 at Dal. (10/12/80)

Fewest Attempts

10 at GB (11/22/09)

Most Yards Gained

328 vs. Det. (12/14/98)
 324 at Min. (10/15/61)
 317 vs. Min. (11/29/76)

Most Yards Allowed

324 at LA Rams (11/9/58)

Fewest Yards Gained

5 vs. Hou. (12/7/75)
 12 at Min. (12/14/69)

Fewest Yards Allowed

7 at NO (10/1/72)
 9 vs. StL (11/2/03)

49ERS SINGLE-GAME TEAM RECORDS

PASSING

Most Attempts

- 63 vs. Phi. (11/25/02)
- 60 at Was. (12/17/86)
- 57 vs. Arz. (10/10/04)
- 57 at Atl. (10/6/85)

Most Attempts Allowed

- 65 at NE (12/16/12)
- 61 at GB (10/14/96)
- 60 at NYJ (9/21/80)
- 58 vs. NYJ (9/6/98)
- 58 at Mia. (9/28/86)
- 58 at Was. (12/1/85)

Fewest Attempts

- 8 vs. NO (11/27/77)
- 8 vs. Min. (11/29/76)
- 12 at Atl. (11/6/77)
- 12 at GB (9/12/76)

Fewest Attempts Allowed

- 4 vs. NO (10/15/78)
- 6 at NYG (10/16/77)
- 7 at NO (11/13/77)

Most Completions

- 38 vs. Arz. (10/10/04)
- 37 at Atl. (10/6/85)
- 36 at Dal. (12/8/02)
- 36 vs. Phi. (11/25/02)
- 36 vs. Chi. (12/17/00)

Most Completions Allowed

- 42 at NYJ (11/21/80)
- 36 at NE (12/16/12)
- 35 at Arz. (11/25/07)
- 35 at LA Rams (10/27/85)
- 35 at Mia. (9/28/86)

Fewest Completions

- 1 at Chi. (11/13/05)
- 3 vs. Min. (11/29/76)
- 4 vs. Pit. (9/19/77)

Fewest Completions Allowed

- 2 vs. NO (10/15/78)
- 2 at NYG (10/16/77)
- 2 vs. LA Rams (10/10/71)

Most Yards Gained (gross)

- 488 at LA Rams (11/29/93)
- 476 at Atl. (10/14/90)
- 458 at LA Rams (12/11/89)

Most Yards Allowed (gross)

- 486 at Arz. (11/25/07)
- 471 vs. Was. (12/26/99)
- 460 vs. Dal. (11/10/63)

Fewest Yards Gained (gross)

- 28 at Chi. (11/13/05)
- 32 vs. Min. (11/29/76)
- 34 vs. GB (12/10/60)

Fewest Yards Allowed (gross)

- 13 vs. Chi. (9/16/62)
- 13 vs. LA Rams (10/10/71)
- 17 vs. NO (10/21/73)
- 31 vs. NO (10/15/78)

PENALTIES

Most Penalties

- 22 at Buf. (10/4/98)
- 16 at Atl. (1/3/00)
- 15 at Det. (10/16/11)
- 15 vs. Car. (12/8/96)
- 15 at Was. (11/17/86)

Most Penalties by Opponent

- 22 at Buf. (10/4/98)

Fewest Penalties

- 0 (Three times) Last: at NO (1/6/02)

Fewest Penalties by Opponent

- 0 (Five times) Last: at Bal. (10/26/69)

Most Yards Penalized

- 178 at Buf. (10/4/98)
- 177 at LA Rams (9/18/94)
- 168 at StL (10/24/71)

Most Yards Opponent Penalized

- 165 at Min. (10/13/66)
- 136 at LA Rams (10/8/78)
- 133 vs. Cin. (10/1/78)

Fewest Yards Penalized

- 0 (Three times) Last: at NO (1/6/02)

Fewest Yards Opponent Penalized

- 0 (Five times) Last: at Bal. (10/26/69)

FUMBLES

Most Committed

- 10 vs. Det. (12/17/78)

Most Lost

- 6 at Min. (10/15/61)
- 6 at Cle. (11/12/50)

Most Committed by Opponent

- 8 vs. Min. (10/24/65)
- 8 at NYG (12/1/57)

Most Lost by Opponent

- 6 at NYG (12/1/57)

INTERCEPTIONS

Most Intercepted

- 7 at TB (9/7/86)
- 6 vs. NO (9/14/97)
- 6 vs. NE (11/30/80)
- 6 at Chi. (10/17/54)
- 6 vs. LA Rams (10/28/51)

Most Thrown

- 7 at LA Rams (10/18/64)
- 6 vs. Bal. (12/5/59)
- 6 at Det. (11/4/73)

Most Interception Yards

- 171 vs. StL (11/26/95)
- 163 at GB (10/26/86)

Most Interception Yards By Opponent

- 314 at LA Rams (10/18/64)
- 147 vs. Was. (12/18/04)

TURNOVERS

Most Forced by Defense

- 9 at Oak. (12/20/70), 4 FRs, 5 INTs
- 8 vs. NO (9/14/97), 2 FRs, 6 INTs
- 8 vs. Cin. (10/1/78), 3 FRs, 5 INTs

Most Committed

- 10 at Dal. (10/12/80), 5 FRs, 5 INTs
- 9 at Cle. (11/12/50), 6 FRs, 3 INTs

PUNTS

Most Punts

- 11 vs. LA Rams (11/21/76)
- 11 at Chi. (10/17/54)

Most Punts by Opponent

- 12 vs. Det. (10/23/77)
- 12 vs. LA Rams (11/21/76)

Fewest Punts

- 0 (Eight times) Last at Det. (12/19/93)

Fewest Punts by Opponent

- 0 (Several times) Last: at NO (10/20/02)

PUNT RETURNS

Most Punt Returns

- 9 vs. NO (10/17/76)
- 9 at Atl. (10/29/72)
- 8 (Four times) Last: vs. StL (11/21/82)

Most Punt Returns by Opponent

- 9 at Det. (10/6/63)
- 9 vs. Atl. (10/9/77)

Most Punt Return Yards

- 144 vs. Phi. (9/27/59)
- 141 vs. NO (10/17/76)
- 133 at Hou. (11/15/70)

Most Punt Return Yards by Opponent

- 231 at Det. (10/6/63)
- 166 vs. LA Rams (10/25/81)

KICKOFF RETURNS

Most Kickoff Returns

- 10 vs. SD (10/15/06)
- 9 (Five times): Last vs. Phi. (10/12/08)

Most Kickoff Returns by Opponent

- 10 vs. Atl. (9/29/96)
- 9 (Six times) Last vs. Chi. (9/7/03)

Most Kickoff Return Yards

- 256 at Det. (11/14/54)
- 248 at Det. (9/23/62)

Most Kickoff Return Yards by Opponent

- 260 at Dal. (11/11/65)
- 233 vs. NO (9/21/86)

SACKS

Most Sacks Made

- 10 vs. NYG (11/23/80)
- 10 at LA Rams (10/11/76)
- 10 vs. LA Rams (12/6/64)

Most Sacks Allowed

- 9 at Bal. (11/24/11)
- 9 at GB (11/1/98)
- 9 vs. LA Rams (12/18/88)

ALL-TIME TEAM HIGHS AND LOWS

49ERS HIGHS			CATEGORY	49ERS LOWS		
56	vs. Atl.	10/18/92	POINTS	0	(13x) last vs. TB	11/21/10
8	vs. Atl.	10/18/92	TOUCHDOWNS	0	last at Sea.	9/15/13
6	at Det.	10/1/61	RUSHING TOUCHDOWNS	0	last at Sea.	9/15/13
6	at Atl.	10/14/90	PASSING TOUCHDOWNS	0	last vs. Ind.	9/22/13
6	last vs. Arz.	11/20/11	FIELD GOALS ATTEMPTED	0	last vs. Ind.	9/22/13
6	last vs. Atl.	9/29/96	FIELD GOALS MADE	0	last at StL	9/26/13
36	vs. Ind.	10/18/98	TOTAL FIRST DOWNS	3	vs. Bal.	11/22/59
21	vs. Det.	12/14/98	RUSHING FIRST DOWNS	0	last at Min.	12/14/69
24	(2x) last at Cin.	12/5/99	PASSING FIRST DOWNS	1	(6x) last vs. TB	10/30/05
621	vs. Buf.	10/7/12	TOTAL NET YARDS	61	at Det.	10/6/63
59	at Min.	12/4/77	RUSHING ATTEMPTS	10	at GB	11/22/09
328	vs. Det.	12/14/98	NET RUSHING YARDS	5	vs. Hou.	12/7/75
475	at LA Rams	11/29/93	NET YARDS PASSING	10	at Det.	10/6/63
10	(3x) last vs. NYG	11/23/80	QB SACKS ALLOWED	0	last at NO	11/25/12
488	at LA Rams	11/29/93	GROSS YARDS PASSING	28	at Chi.	11/13/05
63	vs. Phi.	11/25/02	PASS ATTEMPTS	10	at Det.	10/6/63
38	vs. Arz.	10/10/04	PASS COMPLETIONS	1	at Chi.	11/13/05
7	at LA Rams	10/18/64	INTERCEPTIONS THROWN	0	last at StL	9/26/13
9	at Oak.	12/20/70	TOTAL TAKEAWAYS	0	last vs. Ind.	9/22/13
10	at Det.	12/17/78	FUMBLES BY	0	last vs. GB	9/8/13
6	at Min.	10/15/61	FUMBLES LOST	0	last vs. GB	9/8/13
11	(2x) last vs. LA Rams	11/21/76	PUNTS	0	(8x) last at Det.	12/19/93
61.0	at Cle.	9/13/93	PUNTING AVERAGE	0	(8x) last at Det.	12/19/93
22	at Buf.	10/4/98	PENALTIES	0	(3x) last at NO	1/6/02
178	at Buf.	10/4/98	YARDS PENALIZED	0	(3x) last at NO	1/6/02
OPPONENT'S HIGHS			CATEGORY	OPPONENT'S LOWS		
61	at Chi.	12/12/65	POINTS	0	(29x) last at NYJ	9/30/12
9	at Chi.	12/12/65	TOUCHDOWNS	0	(89x) last at Arz.	10/29/12
5	at Chi.	12/12/65	RUSHING TOUCHDOWNS	0	last at StL	9/26/13
5	(6x) last at Phi.	9/18/05	PASSING TOUCHDOWNS	0	last vs. Ind.	9/22/13
7	vs. NO	10/25/87	FIELD GOALS ATTEMPTED	0	last vs. GB	9/8/13
6	at Arz.	10/2/05	FIELD GOALS MADE	0	last vs. GB	9/8/13
32	at StL	9/17/00	TOTAL FIRST DOWNS	2	vs. NO	10/21/73
19	at GB	10/11/59	RUSHING FIRST DOWNS	0	(8x) last at StL	9/26/13
25	at NYJ	9/21/80	PASSING FIRST DOWNS	0	(2x) last vs. NO	10/21/73
584	at Chi.	12/12/65	TOTAL NET YARDS	44	vs. Atl.	10/23/76
62	vs. Chi.	9/24/50	RUSHING ATTEMPTS	8	vs. StL	11/2/03
324	at LA Rams	11/9/58	NET RUSHING YARDS	7	(2x) last at Arz.	10/29/12
456	at Arz.	11/25/07	NET YARDS PASSING	-39	vs. Atl.	10/23/76
9	(2x) last at GB	11/1/98	QB SACKS ALLOWED	0	last at Min.	9/23/12
486	at Arz.	11/25/07	GROSS YARDS PASSING	13	(2x) last vs. LA Rams	10/10/71
65	at NE	12/16/12	PASS ATTEMPTS	4	vs. NO	10/15/78
42	vs. NYJ	9/21/80	PASS COMPLETIONS	2	(3x) vs. NO	10/15/78
7	at TB	9/7/86	INTERCEPTIONS THROWN	0	last vs. Ind.	9/22/13
10	at Dal.	10/12/80	TOTAL TAKEAWAYS	0	last vs. Arz.	12/30/12
8	vs. Min.	10/24/65	FUMBLES BY	0	last vs. Ind.	9/22/13
5	vs. Arz.	12/14/09	FUMBLES LOST	0	last vs. Ind.	9/22/13
12	(2x) last vs. Det.	10/23/77	PUNTS	0	(2x) last at NO	10/20/02
62.0	at GB	10/21/62	PUNTING AVERAGE	21.0	at Bal.	10/1/67
17	at Atl.	11/5/78	PENALTIES	0	(5x) last at Bal.	10/26/69
165	at Min.	10/13/66	YARDS PENALIZED	0	(5x) last at Bal.	10/26/69

Front Office Feature Stories

Jed York – “Jed York the secret behind 49ers return to greatness” – CBSSports.com – 7/26/13

Coach Feature Stories

Jim Harbaugh – “NFL coach teaches faith, football to Peruvian kids” – Catholic News Agency – 6/27/13

Jim Tomsula – “49ers assistant Tomsula has a world of experience” – Sacramento Bee – 5/12/13

Player Feature Stories

Anquan Boldin – “Boldin is all business when playing football” – San Francisco Chronicle – 7/30/13

Anquan Boldin – “Immune to the Haters” – MMQB.com – 8/23/13

Alex Boone – “The All-22 All-Stars: Alex Boone Stands Tall” – Grantland.com – 9/5/13

Phil Dawson – “A kicker for all conditions: 49ers’ Dawson has weathered it all” – San Francisco Chronicle – 8/7/13

Anthony Dixon – “Dixon a father figure for brothers” – CSNBayArea.com – 8/23/13

Frank Gore – “49ers’ Frank Gore hungrier than ever” – San Jose Mercury News – 7/30/13

Frank Gore – “Remarkably resilient Gore getting better with age in San Francisco” – SI.com – 1/16/13

Mike Iupati – “All-Pro Iupati aims to get even better” – CSNBayArea.com – 8/13/13

Colin Kaepernick – “Hard work keeps Kaepernick ahead of the game” – San Francisco Chronicle – 9/12/13

Colin Kaepernick – “Breaking the Mold” – SportsOnEarth.com – 9/3/13

Colin Kaepernick – “Colin Kaepernick Does Not Care What You Think About His Tattoos” – MMQB.com – 7/23/13

Colin Kaepernick – “49ers’ Kaepernick is an uplifting presence” – Sacramento Bee – 7/28/13

Colin Kaepernick – “Colin Kaepernick ‘Universally Respected’” – 49ers.com – 7/25/13

Marcus Lattimore – “RG3 inspires Marcus Lattimore’s ‘miracle’” – Yahoo! Sports – 7/23/13

Ray McDonald – “McDonald Enjoys Mentorship Role” – 49ers.com – 5/23/13

Marlon Moore – “Natomas High product Moore fights for job with 49ers” – Sacramento Bee – 6/11/13

Quinton Patton – “Patton’s passion wins over coach” – San Francisco Chronicle – 8/15/13

Eric Reid – “49ers rookie Eric Reid’s mother also has football skills” – San Francisco Chronicle – 5/11/13

Eric Reid – “49ers’ rookie Reid, grade-A student and dad, readies for first NFL start” – Sacramento Bee – 9/8/13

Eric Reid – “Niners rookie safety Eric Reid isn’t panicking after unceremonious 1-2 start” – FOXSports.com – 9/26/13

Aldon Smith – “Aldon Smith Builds on Experience” - 49ers.com – 5/22/13

Aldon Smith – “49ers: Aldon Smith keeps growing” – San Jose Mercury News – 9/3/13

Justin Smith – “Depleted 49ers defense must give offense a lift” – San Francisco Chronicle – 9/26/13

Joe Staley – “The Joe Staley Experiment” – 49ers.com – 4/23/13

Michael Wilhoite – “Parents boost 49ers linebacker Michael Wilhoite” – San Francisco Chronicle – 8/13/13

CEO Jed York Feature Story

Jed York the secret behind 49ers return to greatness

By Jason La Canfora, CBSSports.com

Imagine you are Jed York at 28 years old -- with a youthful face belying even those years -- and have been entrusted with one of the more storied franchises in the NFL, though one that has fallen on decidedly hard times.

The 49ers had suffered through a family tussle for control of the team, with a roster in disarray, cycling through coaches and saddled with one of the most out-of-date stadiums in the NFL.

You have inherited all of this under the massive shadow cast by your uncle, the beloved Eddie DeBartolo, once the boy genius of the league who began creating the 49ers empire as a 30-year old himself in 1977. And you take over at a time when your father, John York, was being questioned loudly for his stewardship of the club. The old guard of the NFL is skeptical you will be able to navigate much of this -- by appearances at least, you are overmatched. The future of the franchise seems bleak, the inter-familial dynamics are awkward and complicated at best and should you attain even a modicum of success advancing the cause of the San Francisco 49ers, well, that alone would be an accomplishment.

Now let's fast forward five short years, to the present. You suffered through some uncomfortable missteps -- the turbulent Mike Singletary era, for instance -- but followed your gut and stuck to your plan. You went on to assemble what some would call the strongest front office in the NFL, hiring a first-time general manager in Trent Baalke and nabbing a big-fish head coach Jim Harbaugh, who was widely sought after in the pro and college ranks. With that tandem you came one play from winning a Super Bowl last February in New Orleans, and, during Super Bowl week, managed to further reconnect the York and DeBartolo families, while also mending fissures with some 49ers greats from their dynasty days.

Your office now sits next a glistening state-of-the-art stadium that is set to open in 2014, overcoming steep odds to do so considering the state of the Bay Area economy and the extreme environmental hurdles California presents. Oh, and that facility (Levi's Stadium -- you also are primarily responsible for securing those lucrative naming rights as the point-person on that project from Day One) will host one of the NFL's all-time crown jewels, Super Bowl 50.

You are a father now with a young family, and you are hardly satisfied, still eager for that first ring of your own, and deflecting all attention and accolades to those who work under you. But make no mistake, the rebirth of the 49ers is a decidedly Jed York creation, and given the dynamic manner in which he has led this ascent, there is every reason to believe that York's ultimate vision for a franchise that once again wins multiple Super Bowls will one day come true.

"It's really all Jed," said Paraag Marathe, the 49ers COO and someone who works very closely with York. "He deserves a ton of credit. Everything we've achieved, this is all his vision. He's just got the 'It' factor. He just sort of always has a great pulse on what's coming next, and the other thing is he doesn't get flustered. He's always calm despite how bad things might get.

"His compass is always pointing North. It's always pointed in the right direction, man. I'm not sure where he gets it from, but he's so wise beyond his years. You really feel like sometimes you are working with someone who has the maturity and knowledge of a 50-year old."

York has clearly come into his own.

This vision of his -- a term you hear used by those throughout this organization -- has included shunning groupthink, being cunningly aggressive, taking some chances, and addressing issues head-on. Where in the past it might be unusual for players much his elder to be working for him, it's no longer even worth noting. When York, who chooses his times to address the full team quite judiciously, commanded the attention of the players on the flight back to San Francisco following their heartbreaking loss to Baltimore

in the Super Bowl, telling them how proud he was of them, how inspired he was by them and how certain he was that they would back in the title game again in a year, he did so emboldened by the fact that all 53 men believed in the young owner.

"That was one of the moments," said long snapper Brian Jennings, the longest-tenured 49er entering his 15th year with the club, "where for him as the leader of the organization he was taking those steps. It doesn't have to be publicly and it doesn't have to be regularly, but you could just see he was understanding the weight that his voice does carry. When ownership speaks it does carry weight for him to make certain comments at certain times. And for sure this organization is moving in the correct direction. Jed has this set up to thrive for years to come."

Jennings can remember York as a teenager, literally, having been here since 2000. "They were kids when I got here," Jennings said, who saw first-hand the crumbling of San Francisco's dynasty and lived through the worst of times. He speaks of York's accomplishments with part astonishment, the rare long-snapper who shares something of a personal relationship with an NFL owner. "We converse on a personal level that I really appreciate."

Jennings saw the transition from the end of the DeBartolo era -- where spending lavishly and bestowing every creature-comfort imaginable upon the players was the norm -- to the more stoic, much more fiscally-restraining period when John York took over. Things were far less whimsical, a quiet pragmatism replacing magnetism in the owner's box. And the 49ers became also-rans.

From 2003-2010, a span of eight seasons, a franchise that won five Super Bowls from 1981-1994 failed to finish above .500, with a combined record of 46-82.

"In hindsight, you can see we really weren't built to have success in some of those years," Jennings said. "And there's a lot that goes into that. It's not all simple solutions."

Animosity brewed between some of DeBartolo's Golden Boys and the new breed of ownership. There were complaints about not nearly enough money being spent, an inability to connect with the Yorks, who seemed disengaged to some. The old guard felt alienated; new stars and free agents no longer strove to be a 49er. This is the cauldron that Jed York stepped into when he assumed the team's presidency in 2008.

"You have no idea how bad it was," one former high-ranking official said. "Jed saved the day, because if things stayed the way they were, I think they would have crashed and burned. Jed was a Godsend. He listens to new ideas, he's open-minded, he's current. He was able to get the team to spend more money. He's not a vindictive guy."

With their lack of success for that period of time, the York's were ripe for criticism. However, as others are quick to point out, give John York (married to Eddie DeBartolo's sister, Denise) credit for having the gumption and great sense to give his son such power at such a young age and at such a critical time in the team's history. And, lest we forget, it's not as if Jed isn't close to his parents. They have been sounding boards and provided a foundation upon which he has helped steer the team to greater prosperity on the field and off. Some of these spoils must be shared as well.

"It should be pointed out that Dr. York did some good things, too," said Baalke, entering his ninth year with the team. "Jed just brought a passion and a vision; he brought an understanding to the organization that has energized it."

The turnaround began with the assembling of this front office.

Following Mike Singletary's meltdown as head coach in 2010 (with Jim Tomsula finishing the season in that role on an interim basis), York out-manuevered the Dolphins and several top college programs to secure Harbaugh, already in the Bay Area at Stanford. After interviewing a bevy of more experienced previous general managers, Baalke was promoted to that position and Marathe, already with a big role in

business, ticketing and stadium affairs, was by then serving as the team's chief contract negotiator as well.

It wasn't particularly conventional, but was fitting a bold streak that Marathe describes as a "carefully aggressive strategy."

"Think about it," Marathe says, "bringing in coach Harbaugh, having the resolve to hire Trent as the GM when Trent at that time in league circles was a relative unknown, but knowing Trent had the chops to be a really good GM. Shoot man, giving me a chance and putting me in charge of contracts without a ton of experience seven or eight years ago, even down to securing the naming rights [to Levi's Stadium]."

Baalke said: "Any time you're dealing with the acquisition of talent -- and I don't care at what level -- there is risk involved, there is unknown involved, and what is your risk-tolerance? Obviously, Jed's is very high."

The 49ers' tremendous success in the draft (punctuated by landing quarterback Colin Kaepernick in the second round in 2011), their willingness to be proactive in getting key players signed to long-term extensions, and their ascent to the NFC Championship Game in 2011 and the Super Bowl in 2012 are well documented, with a roster comprised to maintain competitiveness into the future.

Jed York, who was not with the team today while tending to business in New York, also became the more gregarious, lively, outgoing conduit of ownership, opening a dialogue with fans on Twitter and elsewhere with personal touches like using a black-and-white picture of him as a child next to Bill Walsh and DeBartolo as his avatar for a spell. He was working behind the scenes to repair the 49ers brand with their legion of great former players and to restore relations between the Yorks and DeBartolos, with fissures dating back to when Eddie DeBartolo's legal problems eventually led to him ceding control of the team to Denise in 2000.

When the 49ers established their Hall of Fame two years ago, Jed made Eddie D the first person inducted and reunited the families at a big gala in downtown San Francisco. Jed York has been eagerly involved in a media campaign to get DeBartolo into the Pro Football Hall of Fame, making the rounds at radio row during Super Bowls (unless, of course, his team happened to be playing in it). During long road trips, with multiple games on the East coast, the 49ers have spent the week between games training in Youngstown, Ohio, where the DeBartolo family was based.

DeBartolo was the 49ers' honorary captain at the last two NFC Championship Games, and photographers captured the sheer emotion in the post-game celebration this year as DeBartolo handed the trophy to the Yorks, Jed's uncle, mother and father in harmony as the 49ers headed back to the Super Bowl for the first time since 1994. Jennings, who actually played on DeBartolo's last team as owner, with Steve Mariucci as head coach and Walsh still running the draft, was particularly touched.

"For the Jed/Eddie relationship, and whatever that is, I think it strengthens us as an organization on a national scale, on a large scale," Jennings said. "That's something I for one am so happy to see ... I think it makes us stronger when Eddie is involved -- to whatever appropriate extent Jed sees fit -- and the legendary players, to whatever extent they can be involved, it definitely makes us stronger.

"I agree, it did seem to be an awkward situation for a period of time, and it seems to be that Jed had said, 'Wait, at the very least we want to make peace in a way that strengthens us.' And I think he's pulled that off miraculously."

Mariucci, the last coach prior to Harbaugh to take the 49ers to the playoffs and still a fixture in this community, put it this way: "Jed is doing a remarkable job of bringing the organization back to where it should be."

As one former 49er player pointed out, things aren't entirely back in order, noting that DeBartolo's connection with Jed has brought some former stars back into the fold, but "there is still some fence-

mending that needs to be done," he said. "Jerry [Rice] still doesn't come around. There is still some distance with some of the older guys."

But there were plenty of former old 49ers in New Orleans last year as they prepared for the Super Bowl, and few would be surprised to see even more in New York next February with San Francisco a legit favorite to land another world championship. And if that day comes, this sixth Lombardi will belong to Jed York more than anyone else, though the man himself would never contemplate it on that level.

Head Coach Jim Harbaugh Feature Story

NFL coach teaches faith, football to Peruvian kids

By Staff, Catholic News Agency

Jim Harbaugh, coach of the San Francisco 49ers, recently completed a one-week mission trip to Piura, Peru, where he taught poor children about their Catholic faith and American football.

This is the fifth consecutive year that Harbaugh – whose team made it to the 2013 Super Bowl before losing to the Baltimore Ravens, coached by Harbaugh's older brother – has volunteered at the Peruvian parish of Santísimo Sacramento, which means Most Holy Sacrament.

The parish's pastor is Fr. Joseph William Uhen, an Oklahoma native serving in the Archdiocese of Piura. Harbaugh has been volunteering with Fr. Uhen since his time coaching at Stanford University.

This year, Harbaugh lead a group of Californian missionaries who helped build houses, visit the poor, the elderly and those jailed at the Río Seco prison, and successfully teach football to kids in a country dominated overwhelmingly by soccer.

"Jim's not a big vacation guy, but he's never going to miss this trip to Peru," said John Feuerborn, the coach's brother-in-law, who accompanied him on the recent trip. "It's a different side of him people don't see."

Harbaugh has been a supporter of the Family to Family Program, created by Fr. Uhen to help some 1400 Peruvian families receive monthly support from their "Padrinos," or Sponsor Families. Each month, the Padrinos donate \$25 to give their Peruvian families the food they need.

"A relationship of faith, hope, and prayer is established and occasional letters and photos are interchanged," Fr. Uhen explained.

"This charity provides more than bodily nourishment, it provides hope and affirmation that they are indeed loved and worthy of being cared for," he said.

According to Harbaugh, his trips to Piura are some of "the best experiences of my life."

"My experience in Piura is a great spiritual time for me," he said. "I feel God's presence with the people of Piura...the children, the farmers, and the sick."

"Teaching American football to the kids gave me overwhelming joy and happiness, and Father Joe's sermons move me each and every Mass and give me inspiration to live life abundantly and that things are possible through our Lord and Savior Jesus Christ."

The Archbishop of Piura, Jose Antonio Eguren, presided at a Mass on Super Bowl Sunday this year for players and coaches of the 49ers in New Orleans.

"At the end of the very emotional Mass, just a few hours before the Super Bowl game, Jim told the players and his assistants: 'if you really want to have a life changing experience, go to Piura, visit the Archdiocese and the parish of Santísimo Sacramento,'" Archbishop Eguren told CNA.

Defensive Line Coach Jim Tomsula Feature Story

49ers assistant Tomsula has a world of experience

By Matt Barrows, Sacramento Bee

Jim Tomsula has searched for NFL prospects in Belarus. He's held clinics on American football in Zurich, Paris and Rome. He's helped run kicking camps in Cancun.

Which is why British former Olympian Lawrence Okoye, who hadn't played a snap of football until Friday, figured San Francisco was the ideal spot for launching an NFL career.

"His background coaching guys in NFL Europe (who had) minimal experience in the game was a big contributing factor to my decision," Okoye said of Tomsula, the 49ers' defensive-line coach. "It made me realize that if these other guys can do it, there's no reason why I can't do it."

The comfort level is mutual.

Tomsula not only coached in NFL Europe from 1998 to 2006, he spent his offseasons as a quasi football missionary. He taught the sport to young men who had never buckled on a football helmet while globe-trotting in search of athletes who could be converted into American football players.

Sometimes the prospects came to him.

Ten years ago, Tomsula coached a clinic in Germany at which one of the standouts was a 13-year-old boy named Bjoern Werner. Last month, the Colts drafted Werner, who played defensive end at Florida State, 24th overall.

Rugby players, obviously, had skills suited for football. Track and field athletes were good targets, too. British track star Dwain Chambers, for example, had a short stint at wideout with the Hamburg Sea Devils of NFL Europe before the league folded in 2007.

Other leads were more vague and required more detective work.

One summer, Tomsula headed to a town in Belarus because the league received a tip there was a promising athlete there.

"We had no idea what the guy looked like," he said. "The only thing we knew was that he had a tattoo on the inside of his lower lip."

Tomsula said the experience taught him how to evaluate athletes with no football experience.

He said he remembered scouting a big rugby player from Southampton, England, named Tom Tovo. The first thing Tomsula noticed was that Tovo turned his head when he tackled. Observing from the sideline, Tomsula turned to the man next to him and said Tovo was afraid of contact.

No, he was told. That's how rugby players are told to tackle.

"So I got taught how to look at these guys," he said. "You have to know their background, their culture."

Tomsula wants to tamp down the expectations on Okoye, a former rugby player and discus thrower whom the 49ers signed after the draft. On Friday morning, Tomsula moved aside some of the desks in the 49ers' defensive meeting room and showed Okoye how he should line up when the team took the field later that day.

It was the first time the 21-year-old had been taught a proper football stance.

Still, Tomsula admits none of the prospects he discovered or coached overseas were quite like the 6-foot-6, 308-pound Okoye.

Two other defensive linemen, second-round pick Tank Carradine and fifth-round pick Quinton Dial, are sitting out the 49ers' rookie minicamp, which ends today. As a result, Okoye has received most of the snaps at right defensive end, and by the end of Friday's practice, he was huffing and puffing like, well, someone who had never gone through a football practice.

But he still had enough to finish with a flourish.

The 49ers ended Friday's session with the rare "box-jump drill," in which the players first leaped, from a standing position, onto a 21/2-foot-tall box, and in the same motion sprung again – rear end first – onto a large mat.

It was like watching a line of 300-pound men do a series of cannonballs into a pool. The star of the drill was Okoye, who soared to seemingly impossible heights for a man his size before crashing onto the mat and returning to the back of the line to get ready to do it again.

As Tomsula recalled the drill, a smile spread across his face.

"Did you see how high he got?" he said. "That's what I'm talking about.

"He's got all the right stuff."

WR Anquan Boldin Feature Story

Boldin is all business when playing football

By Eric Branch, SFChronicle.com

Before Anquan Boldin spoke with the media for the first time in training camp, it was logical for some reporters to wonder: Will the recently acquired 49ers wide receiver actually, you know, speak? Consider the responses from Boldin's colleagues when queried about the new guy's personality. Said running back Frank Gore, who has trained with Boldin in their native Florida: "He's not a talkative person."

And linebacker NaVorro Bowman: "He's quiet. He comes to work, does his job and goes home." For his part, ever-energetic rookie wideout Quinton Patton did get Boldin to say a word. Sort of: "At first, I came out here smiling and was trying to talk to Anquan. He just kept a straight face and was like 'Sup.' " Given such a buildup, it was a bit surprising when the all-business Boldin flashed a wide smile Friday when asked about his reputation for not being Mr. Sunshine.

Nothing personal, he said: Even his mom, Brenda Banks, has commented on his less-than-radiant ways.

"Yeah, I've heard that before," he said. "I've heard that from a lot of people. That I can seem unwelcoming, or not warm at times. I guess that's just who I am. Not that I'm a mean person or whatever. But if I'm playing football, I'm focused on doing that. I don't see the need to chit-chat. If you catch me in the right position, I will talk to you, but out here, for me, it's business."

Of course, Boldin's intense focus helps explain how a wideout with average height (6-foot-1) and below-average speed (he ran a 4.71-second 40-yard dash at the 2003 combine) has had such a decorated career. A three-time Pro Bowler, Boldin is the fastest player in NFL history to collect his 400th, 500th and 600th career receptions.

New 49ers wideout Anquan Boldin, stretching at training camp in Santa Clara, is serious on the field.

At 32, he had 22 catches, 380 yards and four touchdowns last year in the Ravens' four-game romp to the Super Bowl title, capping the run with six catches for 104 yards against the 49ers. Less than two months later, the 49ers acquired him for a sixth-round pick, a move that appeared quite prescient after Michael Crabtree tore his Achilles in May.

On the field, Boldin is now the No. 1 wideout. Off the field, he fits in well on a team where many of the biggest stars - linebacker Patrick Willis and defensive tackle Justin Smith among them - are not big talkers. This week, both Gore and Bowman said Boldin's no-nonsense approach reminded them of their own. Not surprisingly, Jim Harbaugh, who bleeds pigskin, appreciates his personality.

"He's very serious about winning," Harbaugh said. "I admire that about him. He's not always the friendliest guy to sit down next to in a meeting or at lunch and have a conversation with, unless it's about football." Boldin may be quiet, but he's not unapproachable. Before reporting to his first training camp last week, Patton called the 10-year veteran to talk about "life and football." Given Boldin's reputation for aloofness, the rookie's outreach might surprise some. But Boldin's reserved personality shouldn't be confused for an unwillingness to help others.

He's taken mission trips to Senegal and Ethiopia, respectively, the last two offseasons and is actively involved in his foundation, which provides after-school programs and scholarships for underprivileged children.

"I really didn't know him as a guy," offensive coordinator Greg Roman said. "So, just seeing what a high, high character guy he is allows you to connect all the dots and say, 'OK, here's why this guy has been so good for so long.' "

On the field, it appears Boldin has established a strong rapport with quarterback Colin Kaepernick. During the first practices of training camp, the duo has combined for several eye-opening connections. On Friday, Kaepernick rifled a back-shoulder throw to Boldin, who reeled it in despite tight coverage. Moments later, Boldin streaked across the middle and caught a 30-yard laser from Kaepernick between two defenders.

Still, Boldin says he's just at the beginning stages of his on-field relationship with Kaepernick. Not surprisingly, the wideout said the ideal partnership with a quarterback is one that requires few words.

"You want to be to the point where you don't really have to communicate, verbally," Boldin said. "You can just look at each other and tell what the other guy is thinking. I think the more time we spend together, the more reps that we have, we'll get there."

Rookie injured: Patton wore a soft cast on his left hand that covered his index and middle fingers Saturday during the first padded practice of training camp. He wore a noncontact jersey and did not catch passes during team drills.

WR Anquan Boldin Feature Story

Immune to the Haters

By Jim Trotter, MMQB.com

Reading the comments beneath a story is often a journey through Trollville, where faceless residents send rivers of shocking vitriol flowing through the streets. Still, there are occasions when the remarks are more insightful than infuriating. One such instance occurred in 2009, when the Palm Beach Post wrote about Pahokee High School's new football field being named after Anquan Boldin, the local boy who became a star in the NFL.

"This decision was FITTING and PROPER for one of our own," the comment began. "Mr. Boldin has and still is representing Pahokee High School and the City of Pahokee with superlative standards. The Anquan Boldin Q81 Foundation annually gives to the youth in Pahokee, Pahokee High School and the City of Pahokee. We are proud of you Anquan, you make us feel good. There can be only one, you are the right one. A GREAT DECISION PAHOKEE!!"

The respect for Boldin isn't limited to his hometown. It can also be found throughout the NFL, where Boldin is considered a man's man and a pro's pro. It's not just what he does, like returning to the field just three games after being knocked unconscious and having reconstructive facial surgery from a helmet-to-helmet hit in 2008. It's also how he does his job, with a steady professionalism that sets the standard for everyone else—a point that's particularly significant to the 49ers, who sent a sixth-round pick to Baltimore to acquire Boldin in an offseason trade.

San Francisco, which has played in back-to-back NFC Championship Games and advanced to the Super Bowl last season, is seasoned at every position but wideout. With Michael Crabtree and Mario Manningham out with injuries, Boldin's 137 career starts are 84 more than the combined total for the 11 other healthy receivers on the roster. None in that group has started more than 17 games.

The role of mentor is one that Boldin neither seeks nor runs from. He won't impose himself on others, but he will divulge everything he has learned over the past 10 seasons—the first seven with Arizona before being traded to Baltimore—if a teammate is interested.

"Q has been so good with the younger guys, trying to teach them how to be professionals," says fourth-year receiver Kyle Williams. "He's not just teaching them what to learn, but how to learn it, how to learn concepts and how you can see certain things in coverages. I think his whole mentality, his whole approach to this game is something we all can learn something from. He's so serious about it. He doesn't play around. I mean, he'll joke around. It's not like he's a hard guy to be around or anything. But it's all business with him. That's something to be admired and a standard for young guys who are looking for someone to model their game after or their mentality after. There may not be another guy that you want a group of young guys to learn from."

Talk may get someone's attention, but production is what holds it. Boldin's achievements include most receptions in a rookie season (101), most receiving yards in the first game of a career (217) and most receptions in a player's first 26 games (157). He's the fastest in NFL history to pull down 400 career receptions (67 games), as well as the fastest to 500 (80 games) and 600 (98 games).

What he lacks in speed he makes up for with quickness, toughness, vise-lock hands and a MENSA football IQ. Last February in Super Bowl XLVII he had a game-high six catches for 104 yards and a touchdown, helping the Ravens outlast the 49ers, 34-31. If a big play needed to be made, he made it. On consecutive possessions late in the second half—after San Francisco had cut a 28-6 deficit to five and two points, respectively—he picked up 30 yards on 3rd-and-3 to help set up a field goal, then 15 yards on 3rd-and-1 to position Baltimore for another field goal.

The beauty of Boldin's game is that even when he appears to be covered, he's not. "He's so strong that he knows how to get the ball in traffic," says cornerback Nnamdi Asomugha, who has known Boldin since

they attended the same football camp in high school. “He’s like one of those basketball players who, even if he’s double-teamed in the post, knows how to fight and position himself to hold onto the ball. You can’t sleep on him.”

Yet Boldin’s value cannot be measured solely in statistics. He brings toughness and tenacity to the offense and the locker room. The next time he shies away from a block will be the first. The next time he pulls a verbal punch will be the only time. For instance:

- After striving to win a championship for 10 years, including a Super Bowl loss with Arizona, which was better, the reality or the fantasy of winning a title? “The reality—and then some. I don’t care what anybody says, unless you win a championship you don’t feel complete as a player.”
- After getting a ring, is the hunger still there? “For me it doesn’t change. That’s the reason why I didn’t go to the ring ceremony at the White House. If you take time to celebrate, you kind of lose that edge, lose that hunger.”
- On being a mentor: “The guys that are successful in this league, they take heed. The guys that don’t, they fall by the wayside.”
- How does he like to be coached? “I’ve never liked for a coach to tell me, ‘You’ve got it.’ I want to be pushed and challenged every day.”

In San Francisco, Boldin will be challenged by offensive coordinator Greg Roman, who has one of the game’s most creative minds. How will Boldin fit into the 49ers’ scheme? Will he run the same type of layered routes that he did in Baltimore? Roman isn’t one to get too specific about how a player will be used.

“We’re always going to look at the player and what the player does well and adapt the offense to the player,” Roman says. “He’s a pretty easy guy to adapt to. He’s so smart and he’s a strong, physical guy who can make the plays short, make the plays deep. If you put it near him he’s probably going to make a play. He has great ball skills. He has such a strong will to get it done.”

Boldin is proud of his accomplishments on the field, but he takes greater pride in what he has done to help kids in his hometown. That’s why each offseason he returns to Pahokee for a weekend fundraiser known as Q-fest. His foundation, Q81 Foundation, has partnered with Florida Crystals Corp. to fund a summer program that gives high school students a chance to catch up academically through computer-based credit recovery courses.

“Anquan has made countless plays on the field, but the man he is off the field is what makes him so special,” says former Cardinals teammate Larry Fitzgerald. “Q continues to inspire the children from that area, and that’s much bigger than any touchdown he will ever catch—and he has caught a lot of them in the biggest of moments. He just won’t turn his back on [the kids].”

“I love football, but one day that ends,” Boldin says. “My foundation is something that will carry on when I’m done, and others will benefit from that. It has a lasting effect. I care about my name. I care about how it’s carried, how it comes out of other people’s mouth. And I believe if you’re going to put your name on something, you have to be involved.”

That type of attitude is not only why Boldin is so valuable to a team and a community, but also why he has the respect of everyone, from the NFL to Trollville.

G Alex Boone Feature Story

The All-22 All-Stars: Alex Boone Stands Tall

By Robert Mays, Grantland.com

The phone rang just after 3 a.m. Amy Boone didn't know who was calling, but she knew why.

A few hours earlier, her son Alex had called from California. It was Super Bowl Sunday 2009, and the former Ohio State tackle was at a party near where he was training for the NFL combine. The night was old enough on the West Coast, and in her son's voice, Amy could hear the gathering rage that sometimes came with his nights of heavy drinking. His sentences were sharp. His words were curt. He was starting to "sizzle."

Amy asked to speak with Alex's agent, a younger man about whom she'd had her reservations. Her son didn't need another friend. He needed someone to tell him "no." She asked that he take Alex home, while he might still be able to control her 6-foot-8, 330-pound son.

When the phone rang the second time, it was the Orange County Sheriff. Boone had gotten so drunk that he started jumping on the hoods of cars and trying to pull a tow truck by its cable. When confronted by police, he fled, and after finding him hiding under a porch, officers had to use a Taser — twice — to subdue Boone. After she got the call, Amy sunk to the floor. "All I could think," she says, "was that his career was over."

The NFL draft came and went without Boone hearing his name, and as each round passed, he looked across the room at the woman who had to answer those 3 a.m. calls too often. "A lot of times in life, you want to say, 'It's not my fault,'" Boone says. "At that moment, I had to look at myself. There was nobody else to look at."

In February, Alex left his mother with another Super Bowl memory. But this time, she was sitting on the 40-yard line at the Superdome, her son jogging onto the field as part of the best offensive line in football. Since that night in 2009, Boone has gone from an undrafted free agent to the practice squad to one of the best guards in the NFL starting in the biggest sporting event of the year. "We say it all the time," Amy says. "We can't cover it up. It's who he is. It's what happened. And it's OK. It's all on the way up now. We look back on it and say 'I wish that hadn't happened,' but if it hadn't, god knows where he'd be."

In the Boone house, no one ever had to be alone. When Amy got married at 19, she bought the house next door to her parents in Lakewood, Ohio. Amy was one of four siblings, and whether it was a Tuesday night gathering for grandma's famous cheeseburgers or a big Sunday breakfast, there was always someone around. Alex was a crowd-pleaser. At the age when most children learn that cruelty can be funny, Amy says, her son's humor remained self-referential.

What was missing from those family gatherings — and the rest of Boone's life — was his father, who'd divorced Amy when Alex was 6 years old. He lived in California, was mostly a stranger to Boone and his older brother. Boone was raised by his grandfather. "He was the kind of grandpa they could talk about things with," Amy says. "He was like their dad. He was their dad, for all intents and purposes."

Boone was 14 when his grandfather died. He served as the crossbearer at his funeral. As he walked toward the altar, Amy glanced down the aisle at her son. "The devastation on his face ..." she says. Abandoned by one father and robbed of another, Boone struggled to reconcile his newfound anger. "When he died, that's when I started going off the wall," he says. It's also when he started drinking.

There's a story that Amy tells now. It happened years later. Alex was home from college, and drunk. He and Amy were on the front porch, and it was the only time she could remember him being angry with her. When his grandfather died, Alex had been home while his mother and brother visited the hospital. "He's telling me that he can't forgive me for not having allowed him to be there," Amy says. That's when it came

— the sizzle. All rationality was gone. Boone walked inside and toward his room, but not before leaving an imprint of his fist in the plaster wall.

Football was a different type of outlet. Not only did Boone like the game he'd been playing since he was 6, he was good at it. By his senior year, Boone had become the best player in the state of Ohio, typically considered one of the nation's best collections of talent. His name was mentioned alongside players like Eugene Monroe, who'd go on to be the no. 8 overall pick in the 2009 draft, as the best offensive tackle in the country. When it was time to choose a university, Boone elected to stay close to home and enroll at Ohio State.

"It was everything I expected it to be," Boone, who started as a freshman, says, "and more. I didn't take the first year very seriously. I drank a lot. Everybody knows that. I just really wanted to party. I thought playing football was fun, but I loved the fact that since I was a football player, I could party and get away with it. So I tried to do it as much as I could." And he could get away with it.

The first major incident came that spring when he was arrested on suspicion of DUI after hitting a car near campus. He pleaded guilty. It had become clear to Boone and those around him that he was losing his grip. Head coach Jim Tressel warned him that one more incident would be his last. Following that night, Boone went the next several months without a drink.

"It just never worked, though," Boone says of trying to stay sober. "I was such an addict. I always had to take it to the extreme. 'I'm feeling good now. But I want to feel even better.' So I'd just keep going and going and going."

Boone had his moments for the next three years — altercations at parties, mostly — but he says that his coaches' support was enough for him to slow down. As a senior, he finished the season on the All-Big Ten first team, but Boone's college career never lived up to his potential. He arrived in Columbus as one of the best offensive linemen in the country, and he left a late-round prospect.

The NFL combine was less than a month after Boone's arrest in Orange County, and no team wanted to talk about much else. It was Tennessee or Dallas — he can't remember — but there was one assistant who laid into him hardest. I don't even know why you're here.

And they didn't just know about that night. "They knew things that I thought [only] two people in the world ever knew," Boone says.

Nothing surprised Boone about the draft. He knew what was coming. The phone did eventually ring, but not until all seven rounds had passed. It was the 49ers, who were willing to bring Boone in as a free agent. Boone's family members sat, shocked. It wasn't until his uncle Keith, a police commander, walked back in that everything started to come into perspective. Amy recalls: "[Keith] looked at me and said, 'He's lucky that he has a job,' and I thought, That's right. He has a job."

He wasn't there 10 minutes before it started. On Boone's first day at the 49ers facility, he turned a corner, and there was Mike Singletary — known hardass and San Francisco head coach. Singletary pulled Boone into his office. "He called me and said, 'Mom, you're never going to believe what just happened,'" Amy says. "He told me he was going to break me like a wild horse."

Singletary laughs when asked about the line now. "I just wanted to be honest and let him know that I'd be watching him," Singletary says. "Everything he told me, I wanted to make sure he did that. The first time he didn't follow through, I was going to have to get rid of him."

And so that's how his first training camp went, with the head coach tearing into an undrafted rookie whenever possible. "At the time, I couldn't stand it," Boone says. "All the time: 'You're not good enough. I don't even know why we kept you.' I just thought, This guy is just fucking driving me nuts. Looking back, it's probably the best thing that's ever happened to me." This summer, during a conversation with a few of

the players who'd been with San Francisco since before Jim Harbaugh, Boone was reminded that without Singletary, he wouldn't be here.

"He opened my eyes to what this league really is," Boone says. "Here I thought I was going to come in, and it was going to be college with lots of money. It really wasn't. It was, 'We're going to work hard every day.' He kind of got me back to my roots. My whole family is blue-collar. Everyone's either a cop, a teacher, or a nurse. He brought me back."

Boone found his next mentor closer to home. When his first season, which Boone spent on the practice squad, ended, he came back to Lakewood and reached out to recently retired NFL lineman and Ohio State product LeCharles Bentley, who was looking to start a program to train young offensive linemen.

The key when they started, Bentley says, was patience. "To sell him on the idea that I could wave a magic wand and turn him into a Pro Bowler overnight would be complete bullshit on my part," he says. "And I do my best not to sell guys bullshit."

Together, they mapped out the next three years of Boone's life. There were football goals, but the overall plan was more granular. Boone's bedtimes were already planned. Bentley didn't just outline what Boone would eat, but when he would eat it. The days of grandma's cheeseburgers and mom's cinnamon buns were over, replaced with green goop that Amy describes as "algae."

The goals were modest at first. Boone had to start by making the team, which he did in 2010. The next year, it was about actually getting to play, which Boone did, as the team's third tackle.

Following the 2011 season, Mike Solari, San Francisco's offensive line coach, told Boone that the plan was to move him to guard for the 2012 season. The change meant that Boone would get a chance to compete for a starting job, but it also meant reshaping his entire approach to the offensive line.

For some, the move from tackle to guard might mean little more than sliding a few feet down the line of scrimmage, but for Boone, it meant changing everything. It started with his body. Typically, guards are shorter, stockier players who are built to play in small areas. At 6-foot-8, Boone is one of the tallest guards in football, and Bentley's task was turning that length from a detriment into an advantage.

One change was in trying to make Boone's biceps larger, in order to lessen the distance from his long arms being fully extended to compressed. "Now, I've created a pillow between you and your shoulder," Bentley says. "When you sit down on a bull rush, you're not worrying about your arms completely collapsing." They watched film, Bentley says, of players "better than [Boone]." That meant guards in today's league, but it also meant tape of players like Larry Allen and Randall McDaniel.

The currency for tackles is space, and creating as much of it as possible off the snap. "Against Osi Umenyiora, you want to get back," Boone says. "You want to see what he's doing first." At guard, the prize is leverage. "When you go against Vince Wilfork, you don't want to give him three feet to get going," Boone says. "You'd rather cut that space down. Don't let him get his engine running."

"The hard thing initially for tackles moving to guard is that all of a sudden, things happen so much quicker," Solari says. "They have a tendency to overset, and in that limited space, the defensive tackle has his hands on you."

On the first day of training camp that summer, Boone lined up across from defensive tackle Ray McDonald, and from the moment McDonald hit him with a bull rush, he knew that this is where he'd always belonged. He won the right guard job before the third preseason game, joining an offensive line that features three first-round picks.

As the season progressed, though, it became apparent that Boone wasn't the weak link on an otherwise great line. His play mirrored his Pro Bowl counterparts, and by season's end, he'd had one of the better

years for any guard in football, especially as a run blocker. "The way he attacks and the way he plays the game is just beautiful to watch if you love line play," Solari says.

He wants to be the best. And although the list is shrinking, Bentley still isn't selling bullshit. "I think he's burgeoning as the best guard in the league, but I told him this — [Ravens guard] Marshal Yanda is better than you," Bentley says. "I think Marshal Yanda is better than you, and until you dethrone him, he's the king."

June 29, 2009. That's the date Boone says he took his last drink. When he talks about getting sober, the humiliation of draft day comes up. But like his reasons for drinking the way he did, sobriety was about more than that. This summer, Boone spoke to his father for the first time in years, and it was a conversation that confirmed everything he'd thought growing up. "When I got sober, everyone was like, 'You've got to be better than this. You've got to be better than this,'" Boone says. "I said, 'Fuck that. I want to be better than him.' I wanted him to look back one day and be sorry that he never knew me."

It started with spite, but what keeps him going is purer. "When you're young and immature, it's, 'Let's go play football. We'll go play football, party after, and who gives a shit about anything else,'" Boone says. "Now, this is my job. I have a wife. I have a kid. I have another kid on the way. I want to make them proud."

K Phil Dawson Feature Story

A kicker for all conditions: 49ers' Dawson has weathered it all

By Eric Branch, San Francisco Chronicle

According to Weather.com, here's Thursday's forecast for San Francisco, where the 49ers will host Denver in their preseason opener: high of 58, low of 54, 10 percent chance of rain and winds blowing from the west at 8 to 13 miles per hour.

But Phil Dawson already knew that.

The 49ers placekicker is a weather-web-site wonk after spending the first 14 seasons of his career kicking in Cleveland's inclement weather. Given the nature of his job, and his previous place of employment, he's well-versed on late-game pressure and barometric pressure.

Does he have a favorite weather app? Dawson smiled. Trust just one source? Please. Dawson, 38, routinely mines data from weather.com, AccuWeather.com and WeatherBug.com.

"I'm pretty psycho, I've got to admit," he said. "It's a borderline problem."

Dawson's history in wind, sleet and horizontal-blowing snow became relevant when he signed with the 49ers in March. Dawson's new home stadium, Candlestick Park, is known for its swirling winds that mess with field-goal attempts, and kickers' heads.

But Dawson has been there. Endured that. He's played 204 of his 215 career games outdoors, with 108 coming at the Browns stadium, which is perched on the shores of blustery Lake Erie.

Dawson has played 12 percent of his career games in Cleveland in December. The average forecast for the city in the final month of the year: High of 30.9 degrees with 12-mile-per-hour winds and .38 inches of snow fall (that's from climate-zone.com, Phil).

In Cleveland's 8-0 win against Buffalo on Dec. 16, 2007, Dawson drilled both of his field-goal attempts, from 35 and 49 yards. Big deal? The game was played in what the Associated Press termed "blizzard-like conditions better suited for the Iditarod sled-dog race." With winds gusting up to 40 miles per hour, Dawson aimed comically left and sliced his 49-yarder over the goal post.

Despite consistently weathering less-than-ideal conditions, Dawson ranks ninth in NFL history in field-goal percentage (84.0) and third in percentage from 50-plus yards (70.6). Seventeen months removed from his 40th birthday, he's improving with age: He ranked second in the NFL in field-goal percentage (93.5) in 2012 en route to his first Pro Bowl and has drilled 14 of 15 attempts from 50-plus yards since 2011.

The 49ers believe they've upgraded after six-time Pro Bowler David Akers, 38, who was cut in March, endured his worst season in 2012. Dawson has missed 14 attempts (93 of 107) since 2009, one more than Akers missed in last year's final 14 regular-season games.

Given his sustained success, Dawson is optimistic he can handle the inevitable surprises during the 49ers' final season at The Stick.

"I think those experiences can only help, but they're no guarantee," Dawson said. "So I've still got to put the work in. I've got to wear out Weather.com like I always do trying to figure out hourly forecasts and wind directions. Has it rained that week? Is the field going to be soft? Is it going to be firm? All that kind of stuff. I've got to do my homework."

Dawson did some advance Stick scouting in the offseason, visiting the stadium several times to get more acquainted after only playing two career games in San Francisco. In 2003, Dawson missed his only

attempt, a 48-yarder, at Candlestick. In 2011, he made his only kick, a 52-yarder. Not surprisingly, Dawson recalls that he kicked in ideal conditions during his previous visits to the stadium.

"The weather's been perfect," Dawson said. "I'm still holding out hope that I'm bringing that with me. Lord knows I've played in rough stuff elsewhere."

Dawson has also endured rough seasons, from a team perspective. He's appeared in just one postseason game and the 49ers' recent success was alluring when he weighed his free-agent options.

Now, the weather wonk who has kicked in all elements is eager to experience playoff conditions for the first time since 2003.

"I'm more looking forward now to kicks that are more team-centered, rather than personal accomplishments," Dawson said. "It's been communicated to me that's why I'm here."

RB Anthony Dixon Feature Story

Dixon a father figure for brothers

By Casey Pratt, CSNBayArea.com

Stories about athletes going from homeless to the pros are few and far between. However, in the Dixon household, it has become a common occurrence.

San Francisco 49ers running back Anthony Dixon helped pave the way.

When he was a kid growing up in Terry, Miss., he had to help raise his three brothers, because his mom, Velma, was forced to work three jobs after a divorce left her with no child support.

Anthony, 25, the oldest brother, was a father figure for his younger brothers, Antwon, 24, Rashun, 22, and Deshun, 21. He apparently did a great job.

Currently, Rashun is an outfielder with the Stockton Ports in the Oakland Athletics organization, Deshun is an outfielder in the Tampa Bay Rays organization, and Antwon played football at Midwestern State University.

With a tough upbringing now behind them, the Dixons find the challenges presented on the field of play simple to conquer.

Based on how bumpy the road was for the brothers, it's amazing that two of them play professional ball so close to each other — especially when considering the fact they play different sports.

"Oh man, it's the best," Anthony said of playing so close to his brother Rashun. "Every time he has a game close by I attend and try to be one of his loudest and biggest supporters in the stands. I know how tough it is to be out there on the road by himself and out there trying to make something of himself."

Rashun stays in Northern California in the baseball offseason and gets to see almost all of his older brother's games with the 49ers in person. They encourage each other, but it's the way they competed and pushed one another that kept them going during the hard times.

That hasn't changed. When asked, each of the Northern California based brothers claimed to be the best athlete in the family. Technically, it's still possible that Rashun could end up playing football to prove it. He has eligibility remaining at Mississippi State if he wants to put the pads back on. It's up to Rashun, because there's no chance Anthony is stepping in a batter's box any time soon.

"Rashun was a good football player," the elder Dixon said. "I feel like he could come out here and dominate. If he ever wanted to put the baseball bat down, I definitely feel he could make the transition."

From homeless to sports heroes. The Dixon bros. are a true example of the American Dream. Their story proves that almost anything is possible if you put your mind to it.

"It was a struggle, but it made us stronger," Anthony Dixon said. "We are definitely stronger for it today."

RB Frank Gore Feature Story

49ers' Frank Gore hungrier than ever

By Cam Inman, San Jose Mercury News

Frank Gore got mad at the television last week at the 49ers' team hotel. Replays of Super Bowl XLVII appeared, and Gore's anger returned over a lost Lombardi Trophy.

The next day, after his first practice of training camp, Gore adamantly staked his claim for 2013.

"I respect all my guys here. I'm glad they push me," Gore began. "But I'm being real: I train like I still want to be 'The Man.' I really do.

"I'm not ready to pass the baton yet."

Overshadowed amidst the emergence of quarterback Colin Kaepernick's, Gore isn't about to minimize his impact on another Super Bowl run. Nor is he giving up the copyright to run behind an elite offensive line.

"That's what makes him great," right tackle Anthony Davis said. "If you look at him on the field, he looks like a rookie. Coaches have to pull him out of drills. He's trying to impress himself."

Eight years after arriving as a third-round gamble with surgically repaired knees, Gore's passion for football burns like an eternal flame inside his 5-foot-9 cauldron.

His constant search for validation could stop easily at the 49ers' record book, where he holds all major rushing records: 8,839 yards, 1,911 carries and 51 touchdowns.

But Gore knows how 30-year-old tailbacks are discriminately viewed, and he just hit that so-called age barrier May 14.

"People like to say what happens at 30," Hall of Fame running back Marshall Faulk said. "He'll find out. It has nothing to do with skills. It's the nature of the position.

"A boxer can take only so many punches, a tire has only so much tread. It's about being prepared for it."

Outside of conditioning in the 49ers offseason program — an undisclosed injury kept him out of team drills — Gore also worked out in his native south Florida with personal trainers, including Pete Bommarito and Terek Maddox.

"You look at it and you get angry, especially when you feel like you were the better team," Gore said. "As long as we keep that bitter taste in our mouth and keep working, hopefully we get back and win it this time."

Gore nearly won it for the 49ers last time, only to see the Ravens escape with a 34-31 win.

His 33-yard run out of the pistol formation put the 49ers at the Ravens' 7-yard line with 2:31 remaining. It was his final carry of the season. The only man between him and a Super Bowl-winning, legacy-defining touchdown was linebacker Dannell Ellerbe, who ran Gore out of bounds.

Gore (19 carries, 110 yards, one touchdown) initially thought he could have cut back to score. But upon watching replays later, he's convinced Ellerbe took a perfect angle. Four plays — and three incompletions — later, the 49ers got no closer than the 5-yard line.

"Yeah, I wish I could have scored it," Gore said. "But it's not just that. There are some plays on the goal line, like the last play. I wish I would have read the defense better, then stepped back inside (to block) and help Kap get a better throw."

Hurried up the middle, Kaepernick's fourth-down pass fell incomplete to Michael Crabtree, sealing the 49ers' first Super Bowl loss in six trips.

Blocking is what's separated Gore from most tailbacks. Last season, he smothered Bears linebacker Lance Briggs on a goal-line, blitz pick-up. But the block — the play — most admired by running backs coach Tom Rathman came two weeks later, when Gore threw a cut block that sprung Kaepernick for a 50-yard run in St. Louis.

As Gore returns for a ninth season, it's worth noting Rathman played in nine (1986-93 49ers, 1994 Raiders) before his body told him to retire. (Gore's contract runs through 2014.)

"He's still got some youth left in him," Rathman said of Gore. "Look at him when he runs. He still has the same moves as he's always had. He's a tremendous football player with great passion and desire to be one of the best."

Faulk, who played until he was 32, is also proud of Gore's mindset. But Faulk expects Gore's workload to diminish, in part from the offense's use of read-option plays.

"It took him time to adjust to that (last season)," Faulk said. "Frank is like me — old school, where you line up and want to know if you're getting the ball."

Gore's main understudies, Kendall Hunter and LaMichael James, provided relief last season while Gore raced for 1,214 yards and eight touchdowns, the second-highest marks of his career.

The proverbial baton, however, remains firmly in Gore's grasp. Hunter is coming off an Achilles tear. James is learning the pro game after debuting just last December. And Marcus Lattimore, this year's third-round draft gamble, may not play until next season because of his surgically repaired knees.

"Everyone wants (Gore) to be the man," receiver Kyle Williams said. "No one is going to take that from him."

Eight years ago, Gore reported to camp as Kevan Barlow's understudy, a scenario that came to Gore's mind last season when Kaepernick waited behind Alex Smith.

"Even though Alex was the man, he wanted to play," Gore said of Kaepernick. "He reminded me of my rookie year. It's never wrong to think you're better than the guy. He always wanted to play.

"I remember telling him the week of the (Oct. 7) Buffalo game: 'Just keep working. You'll get your shot.' It eventually happened, and he took advantage of it."

So has Gore.

RB Frank Gore Feature Story

Remarkably resilient Gore getting better with age in San Francisco

By Jim Trotter, SI.com

For obvious reasons, we spent much of the season marveling at the freakish recuperative powers of Vikings running back Adrian Peterson, who made a serious run at the single-season rushing record despite being less than a year removed from major reconstructive knee surgery. If there were a lifetime award for playing at a high level after overcoming or playing through significant injuries, however, San Francisco running back Frank Gore might win hands down.

He tore the anterior cruciate ligament in his left knee during spring ball following a solid freshman season at the University of Miami, but was back on the practice field late that fall. The next year he tore the ACL in his right knee, but returned to run for more than 1,000 yards the following season. Since entering the NFL in 2005 as a third-round choice, he has suffered abdominal strains, ankle and shoulder sprains, a hip pointer, a broken hand and bruised ribs, among other things. Yet he has missed an average of just under 1.5 games a season the last seven years.

His resiliency is largely due to genetics and toughness, but there is an ample dose of passion in the recipe. It might not be as public as a Ray Lewis pre-game dance or speech, but it's obvious behind the closed doors of the locker room, where the soft-spoken 5-foot-9, 217-pound veteran has been known to cry at his locker after losses, or on the practice field, where during training camp in 2007 coaches had to hide his helmet because he kept sneaking onto the practice field despite having a broken hand.

Gore was so upset with what his coaches had done that his emotions fluctuated between anger and disappointment. Never mind that he was the franchise back who had just signed a \$28 million extension. His love for the game is deeper than a Langston Hughes poem.

"He was legitimately upset, down on himself, teary-eyed, mad that he's not out here practicing with us," quarterback Alex Smith said at the time.

His passion has not dissipated five seasons later. If anything it's increased, because the 49ers can advance to their first Super Bowl since the 1994 season with a win Sunday in Atlanta. They were in the same position a year ago, but lost in overtime to the visiting Giants. For Gore, the defeat hurt more than any injury he had ever experienced. If the redness in his eyes last January didn't say so, the smile on his face last Saturday after beating the Packers did.

Making that moment sweeter Saturday was Gore's ability to play through injuries. Neither he nor the team would discuss his ailment, but doctors hovered around him in the locker room and led him away for examination shortly after the media were allowed in. He returned later and said he was fine, but with Gore you never know, because he's always there when the 49ers need him.

"It's truly remarkable," says Broncos great Terrell Davis, whose career was cut short by a knee injury. "Guys typically don't come back to be the same player after that type of knee injury, and you definitely don't see many bounce back and have the type of career that Frank is having. When he had his second injury, I'm sure people wrote him off and said his career is over, or maybe he'd be just an average back at the next level. Now he's one of the top three backs in this league."

Gore turned 29 last May, which is typically the age when running backs start slowing down. But this season he ran for 1,214 yards and eight touchdowns, the rushing total the second-most in his career, and the touchdowns tying for second-most. His 8,231 yards rushing over the last seven seasons trail only Peterson (8,849) and Steven Jackson (8,416). To him, age truly is just a number. Against the Packers last week he got stronger as the game progressed, gaining 73 of his 119 yards in the final one-plus quarters.

"I've known Frank since we were little kids in Miami," says Lions linebacker Stephen Tulloch. "We played against each other in Little League, high school and college. I have more respect for him now than ever. To tear his ACL in two different legs, to lose his mother to [kidney disease], to face the injuries he's faced as a pro -- he just stays so positive and works so hard. We train together in the offseason, and he goes twice a day. He's just what you'd expect from an All-Pro."

Gore is one of the game's most complete backs, a threat as a runner and a receiver and unflinching as a protector. His football IQ is among the highest on the team, which is a testament to not only him but also position coach Tom Rathman, who got him to see the game as a quarterback does. That was invaluable, because it allowed Gore to recognize the stress points in the defense and to see where the holes and crevices would be before the snap. Not that he needed the advantage.

His vision and balance already make him a monster to bring down. He also runs low behind his pads and has the power and burst to break tackles or slip through small openings. His breakaway speed isn't what it was early in his career, and he has had to learn to be more patient with his reads after the 49ers began using more option-like zone reads with Colin Kaepernick at quarterback instead of Smith. But when it's time to deliver, he's always there.

Part of it stems from conversations he used to have with wideout Isaac Bruce, who spent two years with the Niners before retiring in his mid-30s. "He told me when I hit 28, 29, everyone was going to tell me that I'm supposed to decline," Gore says. "But he always told me, 'Don't ever listen to them. As long as you train hard, put the right stuff in your body, go out there and practice hard, you can do whatever you want to do.' Ever since he told me that, I never listen to the statistics of a running back. I know that from this point on in my career, I'm going to hear that every year, every year. As long as God blesses me in the morning to get up and work hard, I'm going to take advantage of it."

That means seeing a "muscle doctor" and massage therapist on Monday when his body is hurting. It means more therapy on Tuesday or Thursday, if necessary. It means laser therapy to help heal his soft-tissue injuries. And it means a visit with the chiropractor on Friday.

With age comes wisdom, which is why Gore now says he sees his knee injuries in college as a blessing. "I was always a hard worker, but when I was younger I didn't have to put the extra work in like some of the other guys," he says. "I'm happy that God made things happen the way that they happened because I probably would have left school real early, with my mind not right, and been a top-five, top-10 pick, not ready for that. I would have probably been hanging around the wrong guys, who were behind me just because of what I was doing."

"But when things started happening to me [from an injury standpoint] I kind of saw who my real friends were," he continues. "I'm glad God put me through that. It made me even hungrier to get back to something that I love to do. Third-round pick, looking at the other guys who I felt weren't better than me that went before me -- it always gave me something to push toward."

His primary goal used to be finishing with more career rushing yards than the running backs selected ahead of him in 2005: first-round picks Ronnie Brown, Cedric Benson and Cadillac Williams, and second-rounders J.J. Arrington and Eric Shelton. He not only has done that -- his 8,839 yards are 2,822 more than Benson -- but his six seasons of at least 1,000 yards rushing are equal to the combined total of the aforementioned five.

"The turnover at that position is so great because there's always somebody younger to take your job, so really it's a remarkable story what Frank has done," says Cardinals guard Adam Snyder, who teamed with Gore from 2005-11. "I can remember being in college and I saw the story on Frank on ESPN. I just remember thinking, 'Wow! What a story.' To have both knees blown out and still be drafted -- and that highly -- for me he's an inspiration, he really is. To just have the drive to keep going, most guys would have probably given up. But he doesn't know what that means. He's incredible."

G Mike lupati Feature Story

All-Pro lupati aims to get even better

By Matt Maiocco, CSNBayArea.com

Mike lupati is the 49ers' quiet superstar.

Many others get the high-profile endorsement deals and camera time, but the 49ers' left guard has become every bit the NFL standout at his position as Patrick Willis, Justin Smith, Aldon Smith, Colin Kaepernick, Frank Gore and Vernon Davis.

lupati just goes about his business without much fanfare. In his third NFL season, lupati was a big reason the 49ers averaged 5.6 yards a carry on their 213 rushing attempts to the left side a year ago. He earned his first selection to the Pro Bowl and was chosen as a first-team All-Pro.

But the soft-spoken lupati does not get too carried away with the national recognition he received as a result of last season.

"Mostly, I want to win," he said. "Personally, I want to be better than what I was last year. It's not about accolades. It's about improving my technique and getting better every snap."

lupati, an imposing 6-foot-5, 331 pounds, is known as a punishing force in the run game. But defensive linemen and linebackers are not the only things he hits hard. He is among a group of veteran players coach Jim Harbaugh said sets the tone for the entire team with maniacal workout habits.

"Mike lupati is one of those guys who just hits it hard," Harbaugh said. "(He's) here in the morning along with all the other guys who hit it hard, hit it every day and come in extra. Mike's one of those morning guys."

"He's a 'Be-about-it guy' not a 'Talk-about-it kind of a player,' which is universally respected in the locker room. A strong, tough man."

He was plenty good when he arrived on the scene as the 49ers' No. 17 overall pick in the 2010 draft. lupati mostly relied on brute force, but his work with offensive line coach Mike Solari helped him nail down the Week 1 starting job.

As he enters his fourth NFL season, lupati has made every start in his career. Solari has been there every step. This will be his third season getting instruction from Tim Drevno, who shares the offensive line responsibilities with Solari. Former Washington State coach Paul Wulff is in his second year as senior offensive assistant with a focus on line play.

"The technique was there, but it's not as good as now," lupati said of his rookie season. "I'm learning a lot from coach Solari and the offensive line staff -- Drevno, Wulff -- they're the ones who teach you everything, day in and day out. You just have to listen and absorb everything, and then execute it on the field."

The 49ers developed one of the best offensive lines in the NFL a year ago. And most of the group has a chance to remain together for a while.

Pro Bowl left tackle Joe Staley, who combines with lupati to provide the 49ers with perhaps the best left side in the NFL, is signed through 2017. Right guard Alex Boone has three seasons remaining on his contract. And right tackle Anthony Davis, who was chosen six spots ahead of lupati in the 2010 draft, signed a contract extension in April that averages more than \$6.5 million annually through 2019.

lupati, 26, is one of several young 49ers players in line for big second contracts. lupati, Kaepernick, Aldon Smith and Michael Crabtree are signed through the 2014 season.

Iupati could become among the highest-paid guard in the NFL with his next contract. Currently, Tampa Bay's Carl Nicks averages \$9.5 million annually, while New England's Logan Mankins and New Orleans' Jahri Evans average \$8.5 million and \$8.1 million per season.

There has been no significant progress toward an extension, and it's possible serious talks will not resume until after the season. Iupati made it clear he wants to remain with the 49ers for a long time.

But in the meantime, he said he tries not to think about his future beyond this season.

"I don't know," he said. "I have one more year (after the current season) left on my contract, and all I'm going to do is play my heart out and we'll see from there.

"I don't want to think about it and something doesn't go right, and this and that. I just play football."

QB Colin Kaepernick Feature Story

Hard work keeps Kaepernick ahead of the game

By Scott Ostler, San Francisco Chronicle

A cloud of skunk spray wafts across the players' deserted parking lot, above which looms the 49ers' embryonic stadium.

Skunks don't do daylight, so yes, it's very early, a few minutes before 6, Wednesday morning. The first shift of stadium-construction workers hasn't yet fired up its equipment, so the scene is quiet. Players are not required to report for work until 8:45.

I was in Indianapolis over the weekend covering the Raiders-Colts and read an excellent profile in the Indianapolis Star on Andrew Luck, painting him as the un-celebrity quarterback.

The article quotes an Advertising Age reporter and sports-business expert, Michael McCarthy, on Luck turning down millions of dollars of offseason endorsement deals.

"He decided he didn't want to take the focus off football," McCarthy said. "If you're the 49ers, you have to ask yourself if you want Colin Kaepernick running all over the place and shooting commercials in the offseason. If you're the Redskins, do you want RGIII doing the same thing? For the most part, teams don't want their players distracted."

I pause here to give 49ers players and coaches a moment to wipe away tears of laughter.

On this, a typical morning, the only thing that might distract Colin Kaepernick from his mission might be a skunk waddling in front of his car as he swings into the driveway.

At exactly 6:01, Kaepernick's car glides into the empty lot and into the parking space nearest the entry gate. Wearing a knit cap and sweatshirt, Kaepernick hops quickly out of the car.

My plan is to say hi and ask him a couple questions, but Kaepernick slips through the gate like a spy and is gone. Elusive even in a parking lot.

Sunup is exactly 46 minutes away, but the lot is brightly lit. A few minutes later, I sneak a peek into the team's giant workout barn, also brightly lit, and Kaepernick is pounding a Stairmaster into submission.

That's your Hollywood quarterback, 49ers fans: always seeking the spotlight.

Let me make it clear that Kaepernick almost surely will frown when he learns a newspaper man staked out his arrival, like a skulking paparazzi, to verify reports of his early-birding. Kaepernick has been asked about it and always deflects the questions into praise for all his teammates.

The chronic early arrival is not designed to impress, is not an act of one-upsmanship over his teammates, although (again, I'm guessing) Kaepernick wouldn't mind if he were to inspire teammates to seek a slightly higher training gear.

And, in fact, he does.

Frank Gore, relentless footballer, tools into the players' lot at 6:32, beating the sun but not the Favored Son.

"I'm trying to beat Kaepernick," Gore tells me a couple of hours later. "I believe in 'First man here, last man to leave, best results.' "

Why arrive early?

"You get to do the extra stuff."

Did Gore ever beat Kaepernick to work?

"Tie a couple of times," Gore says with a smile, then adds, "I get Whitner."

Sure enough, safety Donte Whitner pulls into the lot at 6:48.

"I want to make sure I get my workout in," Whitner says later. "Really, I want to get my mind ready for the day."

Whitner adds, "Not too many people want to get up before 6. It means you are in bed early the night before."

During Wednesday's lunch break, Kaepernick does his weekly NFL mandated news conference in the locker room. I don't ask him about his work habits because I know I would get a nonanswer. For a celebrity quarterback, Kaepernick does not exert himself romancing the media. Many questions are greeted with mild discomfort, like when your dentist asks you if you've been flossing.

This is Kaepernick saying, I understand my media duty, but I'm here to work.

Does Kaepernick out-work Andrew Luck? That's like comparing apples and apples. Under the superficial differences - one guy is hip-hop, the other is uber-nerd - Luck and Kaepernick are practically twins.

Luck spent his offseason finishing his degree at Stanford. Kaepernick did a lot of Hollywooding, but they both worked like dogs on football.

Kaepernick always starts early.

"He's here when it's dark," says Mark Uyeyama, the 49ers' strength and conditioning coach.

Uyeyama takes care to salute the work ethic of all the players, but he gives a nod to the relentless nature of Kaepernick, whose conditioning, including plyometrics and other speed-enhancement work, is year-round.

"Kap's not gonna take down time," Uyeyama says. "He's just not."

The security guards at the entry gate say amen.

"He was here early every morning even on days when the other players weren't here," one of the guards says.

"He'll be out there doing crazy stuff," the other guard says. Running sprints in the dark. Pulling a weighted sled.

"Have you seen his abs?"

Not abs of tinsel, I would guess.

QB Colin Kaepernick Feature Story

Breaking the Mold

By Gwen Knapp, SportsOnEarth.com

Here is Colin Kaepernick posing with Michelle Obama a few weeks after the Super Bowl, both of them smooching a bicep in the quarterback's trademarked gesture. There he is on the cover of GQ, opening a leather jacket to reveal one of the tattoos that ignited a cultural conflagration. And there he is at the Country Music Awards; in a new Jaguar ad; in a tomato-red blazer and shades onstage at the ESPYs; at a Fourth of July party in a Miami Dolphins cap; in the buff for ESPN the Magazine's annual Body Issue.

This time last year, Kaepernick was invisible, sitting behind Alex Smith on the 49ers' depth chart while NFL pundits cooed over first-round rookies Andrew Luck and Robert Griffin III, apparently destined to become the quarterbacks of their generation. By mid-November, they had company, the kind that takes over the master bedroom and never leaves.

Kaepernick, a 2011 second-round draft pick, debuted as a starter on Monday Night Football, set a rushing record for quarterbacks with 181 yards in his first playoff game and ended the season just five yards from a winning touchdown in the Super Bowl. His No. 7 jersey soared to the top of the NFL sales chart during the spring. As the perks of instant fame began rolling in, so did predictable punditry concerns that his head would swell, and his teammates would be turned off.

Typically, an NFL player with only 10 starts on his resume cannot balance a celebrity circuit with the demands of growing in his job and maintaining his teammates' respect. In Kaepernick, however, we are looking at something of an original: a 25-year-old with deep wells of maturity about the things that matter and a healthy disregard for the things that don't; a quarterback who thinks, throws and runs with equal power; and a personality that ranges from teacher's pet to edgy fashionista.

"What can really be confusing to most people is that Colin is a very private, quiet kind of kid, and obviously, this summer it doesn't appear that that's the case," his father, Rick, said.

"But a lot of the things Colin did, he did at the request of his agents or the 49ers. And he got a great business degree from University of Nevada, where they taught him well. He understands what it is to market yourself."

Among the invitations he passed up was a night at the Grammy Awards, which took place a week after the 49ers lost the Super Bowl. Kaepernick had arranged to start training at CES Performance in Atlanta, and a glamorous event wouldn't deter him. He attended an industry party the night before the ceremony, then bailed out of Los Angeles.

"I was like 'Nooooo,'" his older brother, Kyle, said in mock exasperation. (He and his wife, Lindsay, ultimately went to the Country Music Awards with Colin.) "I think it was too close to the Super Bowl, and he just wasn't up for it. But could he have waited to get on the plane till Monday instead of Sunday? I think so, but he was: 'Nope, I've got to get to Atlanta to start working out.'"

A couple of months later, 49ers coach Jim Harbaugh uttered his lone skeptical remark about off-season excesses from Kaepernick. He worried about the quarterback's fondness for the weight room.

"It's something we've talked about," Harbaugh told CSN Bay Area. "'I don't want you getting too jacked-up, Colin.'"

After training-camp sessions this summer, as most of the 49ers dragged themselves off the field, Kaepernick routinely galloped toward the locker room, beating everyone there and beaming as he did it. In the spring, when the 49ers worked out together, one of the beat writers, Matt Barrows of the Sacramento Bee, noticed that a certain car always sat in the space closest to the entrance, an indicator

that the driver had been the first arrival. It was Kaepernick's white Jaguar, compensation from the most elite of his new sponsors.

He was repeating a pattern set at Pitman High School, where he'd race through the halls to get a seat up front in Amy Curd's pre-calculus class.

Curd has frequently told that story to reporters, making it difficult to fret over Kaepernick's staying power in the mentally challenging job of an NFL quarterback. How many sensational athletes turn an advanced placement math teacher into a go-to interview subject?

"Not only is he super-gifted physically, but he's very, very cerebral," 49ers left tackle Joe Staley said. "He is Tom Brady and Peyton Manning-smart with the athleticism of ... I don't know who to compare him to."

Focusing on only the physical gifts, some people have compared him to Michael Vick. But at this stage of his career, Vick did not have an accurate arm. His entire six seasons in Atlanta, he never completed more than 56.4 percent of his passes; Kaepernick completed 62.4 last year. Vick has also admitted he did not apply himself to studying the game. No one would accuse Kaepernick, the A student, of that.

"What I see, on top of all the talent, is football IQ," said ESPN analyst Ron Jaworski. "The ability to decode defenses, when he's at the top of his drop, to know where to go with the football. Now, is this every time? Absolutely not. But a guy as inexperienced as he is on the field, when I see grasp the concepts of the 49ers' offense, I think he has a really high football IQ."

Greg Roman, the 49ers' offensive coordinator, says that Kaepernick's study habits reinforce a gift for processing information.

"He's the kind of guy that once he sees something, it gets embedded," Roman said.

When Jaworski predicted two weeks ago on ESPN that Kaepernick "could be one of the greatest quarterbacks ever," the hyperbole police went on high alert. They skirted the "one of" phrase while chiding Jaworski for ignoring the small sample size of Kaepernick's skills.

Jaworski only said what became startlingly obvious over those 10 starts, adding the credentials of a former NFL quarterback to the observation. He saw the potential very early in Kaepernick's November debut against the Bears, replacing the concussed Smith. The first point of sale came on a 57-yard pass midway through the first quarter.

"The Kyle Williams corner route against a man-coverage press in the slot was a phenomenal throw, just a phenomenal throw," Jaworski said. "He read the coverage, anticipated the throw, threw him open, just a perfectly thrown ball and a perfect read."

The closest parallel to Kaepernick's development would be the arrival of Brady, who also became the starter early in his second season for a strong team that ended up in the Super Bowl. In 2001, Brady started 18 games for the Patriots, finished three with a passer rating over 100, came in below 70 six times, and didn't top 90 in any of his three postseason starts. In 10 starts, Kaepernick compiled a passer rating over 100 five times, hit a low of 72, and posted a rating over 90 in all three postseason games.

Remember: The passer rating discounts Kaepernick's 181 playoff rushing yards against an utterly flummoxed Green Bay and his 679 yards for the season.

Kaepernick balks at attempts to classify him as a running quarterback, and he pointedly told GQ that he had negative rushing yards in high school, mostly because his coaches did not want him to get hurt.

"I could just hear chainsaws, like someone was going to cut the franchise in half," his coach at Pitman, Brandon Harris, has said.

In this exhibition season, the 49ers' coaches limited him to just 40 snaps and 23 pass attempts, less than half of Peyton Manning's 54 attempts in his second preseason with the Broncos. Clearly, the coaches weren't worried about whether he had lost focus in the off-season.

"There's definitely something that really drives him to be great, to be successful," Harbaugh said. "We hand out a goal packet every year and guys list their individual goals and their team goals. Just for fun, I went back and looked at his goals from last year, and it was darn near verbatim what he achieved."

Asked to explain the goals, the coach followed a pattern of withholding specifics, a modus operandi the quarterback has adopted in his own formal media sessions.

In Harbaugh, an NFL quarterback for 15 years, Jaworski believes that Kaepernick has found something of a football soulmate. He is not alone in that opinion.

Immediately after he was drafted, Kaepernick and his parents, Rick and Teresa, drove the 100 miles from their Turlock home to the 49ers' complex. Colin would stay in the Bay Area and visit Harbaugh's home that night. "We were just hanging out to get to know each other," Kaepernick said. Before his parents departed, the coach

handed a phone number to Rick Kaepernick and asked him to call it. The next morning, he and Jack Harbaugh, Jim's father and a longtime college coach, spent about an hour talking.

"That was a lot of fun. We had some good discussions about Jim and Colin growing up and comparing the two and how competitive they are," Rick Kaepernick said. "I think the two of them are alike, a lot alike."

Friends and teammates argue that the pair's off-field personas diverge too greatly for anyone to confuse them. "Kap's got 400 pairs of shoes, Harbaugh's probably only got two," said a grinning Ricardo Lockette, a wide receiver who has roomed with the quarterback for most of the past two years. "Kap plans his clothes out every day, and Harbaugh wears the same thing all the time."

Lockette then smiled and added cheekily: "You know Kap has a lot of hats, right?" Ah yes, the Dolphins cap. The lamentations about its connotations became the dumbest controversy of the NFL offseason.

"Chalk it up to a slow time in the media cycle," Harbaugh said, spot-on in his dismissiveness. In his playing days, such an accessory would have been deemed traitorous. Then again, in his day, accessorizing wasn't much of a priority. The coach understands that Kaepernick is very much of his generation, and that the two can be miles apart in style and of one mind about football.

In a game or practice, they're apparently quite in sync. "If the tempo is just a little bit off, they both simultaneously get on everybody," guard Alex Boone said. "At this camp, not once has Kap missed a beat on anything."

As a lineman, Boone said, he appreciates that his young quarterback will ask the coaches to move a practice along to get the big guys off their feet sooner. Kaepernick also interceded when reporters surrounded center Jonathan Goodwin after a soggy night in New England led to four fumbled snaps. Crossing the locker room, Kaepernick told the media: "Don't ask Goody about it. It was my fault."

Kaepernick has established a pattern of meticulously showing gratitude to the people who take care of him. When his high school coach decided to leave Pitman to move closer to his ailing mother, Kaepernick appeared on stage at graduation ceremonies and brought Harris to tears with a surprise goodbye. The Grammys, he could skip. Not this.

After the draft, Kaepernick asked his parents to help him find a charitable organization that he could support. He wanted one devoted to children with heart defects, honoring the memory of two Kaepernick sons -- Lance and Kent -- who died shortly after birth. Still longing for a child to join Kyle and their

daughter, Devon, Rick and Teresa adopted Colin. The family moved to California a few years later and moved on as much as possible, but Colin didn't overlook his family's loss.

"When we would take the kids back to Wisconsin, we would always stop at the cemetery, but we never really dwelled on it," Rick Kaepernick said. "We just said 'These are your two brothers, and this is what they died of,' and we'd go back home and we didn't talk about it. So there were some tears from me and Teresa when he told us what he wanted to do."

The Kaepernicks chose Camp Taylor, based near Turlock, and the involvement bloomed beyond Colin's donations. Teresa recently spent a long weekend volunteering at a gathering for families of the ailing children.

Since Colin's quick ascent, his family has done a lot of storytelling on his behalf. The history was too big to cover in the quick interviews allowed during a football season: how a white family gained a biracial son; how he rebuffed MLB teams hoping to draft him as a pitcher in favor of the sport that yielded just one Division I scholarship offer; how he chose a tortoise destined to live a century and reach 115 pounds as his pet; how he always, always ended up being different and still fitting in anywhere he wanted, and why his tattoos did not make him, as a Sporting News columnist infamously wrote last year, "look like he just got paroled."

The columnist, David Whitely, now says he wishes he could take a mulligan on the piece, focusing on what Kaepernick's prominent body art means in an era when institutions like the military still restrict visibility of tats. "I would have dropped my usual lame satire," he said by e-mail, "and been far more serious and precise in attempting to make the point."

Kaepernick's parents stood up for him in USA Today, and plenty of people who knew the quarterback pointed out that the tattoos consisted largely of Bible verses. Their son responded wordlessly, pressing his facemask against his inked right bicep after a touchdown. Social-media users coined the term "Kaepernicking." The quarterback and his agents trademarked the term. The First Lady, now dethroned as the owner of America's most renowned biceps, struck the pose when Kaepernick joined her and several other athletes at an event promoting physical fitness in Chicago.

"It's ironic that the tattoo article actually ended up springboarding a lot of his opportunities after the season," his father said.

Kyle Kaepernick said his brother sometimes seemed taken aback by the extent of his new fame. The two went to a grocery store not far from their parents' home on Fathers' Day, and a mobbing ensued. "It's not like he went to LSU or Alabama, so he was used to all of it," Kyle said. "People knew who he was in Reno, but it was never like that." Lockette, the longtime roommate, said the two would try to devise disguises to get Kaepernick out of the house without creating a scene.

"He'd say 'You know, maybe nobody will recognize me if I just put some shades on,'" Lockette said. "I'm like 'OK, so if Obama walked into the mall and he put shades on, you think no one would recognize him?'"

His family isn't quite so surprised. His brother and father both suspected that history and personality would make him a source of fascination.

"He never really fell into norm," his father said. "He would do the Punt, Pass and Kick (when he was young), and he'd win it every year. Then the last few years, he said, 'I don't want to do it anymore. Let someone else win it. I don't care.'"

Very soon, Rick Kaepernick wants to retreat from the stage and just enjoy being a dad to three successful children. (Kyle and Devon work at the Hilmar Cheese Co., where Rick is a vice president.) "Most of the story's been told," he said, "and I think it's time for us to get out of the spotlight and let the rest of it happen. When he's 40, it should make a really interesting book."

The family has been approached about a biography, he said, but declined for the same reason that Colin demurred when told that Jaworski had projected him as an all-time great.

"I'm very flattered by it," he said. "But at the same time, I haven't played a full season yet."

QB Colin Kaepernick Feature Story

Colin Kaepernick Does Not Care What You Think About His Tattoos

By Peter King, MMQB.com

On a hot May night in California's Central Valley, graduation night at Pitman High, eight police officers stand in a multipurpose room listening to instructions. One is an undercover cop. A couple are SWAT-teamers in bulletproof vests. Something very big is fixing to happen.

The officers are given their assignments by veteran detective Jason Tosta—they're told to make sure that no one rushes the stage and that the guest speaker enters and exits without being mobbed. "This was supposed to be a secret," says Tosta, "but now it's all over Facebook and Twitter, so I'm sure some people know he'll be here." The detail is told there was lax security at a grocery store appearance recently; people were pushing over displays to get to the guest, who had to make a hustling exit to escape the fray—only to be followed by three cars after he left.

Then Colin Kaepernick, quarterback of the San Francisco 49ers, walks in, accompanied by his parents, Rick and Teresa. Pleasantries are exchanged. Colin, Pitman Class of 2006, hugs a few of his former teachers. Pictures are taken. The cops brief him on what's about to happen.

In a moment of downtime before Kaepernick takes the stage, a couple of the officers have a chance to engage with him. Do they ask him what it was like to start in the Super Bowl, seven years after he took a photography class in the room right across the hall? How it felt to set an NFL record for rushing yards by a quarterback in a game—in the playoffs, no less? Whether he's daunted by following in the footsteps of Joe Montana and Steve Young?

No. They want to talk body art.

"Love your tattoos," Tosta, 42, tells Kaepernick. "I've got my family history running down my left arm. My mom had to have a heart transplant, so I've got a hand holding a human heart."

Kaepernick tells them about his post-Super Bowl tattoos. He had massive Polynesian tribal symbols done on both pecs, so that his upper torso is covered in a rubric inscrutable to most of us. "They represent family, inner strength, humility and spiritual growth," Kaepernick says of the images. He had the work done in San Jose three nights after the Super Bowl, sitting for six hours until it was finished at 2:30 a.m. The officers are at rapt attention.

New world out there. New quarterback for it.

Adopted. Biracial. Supremely tatted. A runner sometimes. A thrower sometimes. Colin Kaepernick, age 25, is the anti-Manning, and he likes that. A lot.

Not that Kaepernick—who played his college ball at Nevada, the only school to offer him a ride—has anything against the quarterbacks with the classic big-school football pedigree: Tom Brady, Peyton and Eli Manning, Aaron Rodgers, Matthew Stafford, Matt Ryan. But none of those quarterbacks was adopted at the age of six weeks. None had friends questioning whether he was white or black. None is being pursued by a birth mom he's not interested in knowing. None, apparently, has the same yearning to have 70% percent of his upper body covered in ink. None has rushed for 181 yards in an NFL playoff game. For none did his 10th NFL start come in the Super Bowl.

I want to try to break that perfect football mold. I don't want to be someone who can be put into a category. I want to be my own person. I want my own style. I want to be someone who can't really be compared to anybody.

Now, after paying tribute to his retiring former football coach, after stopping to pick up pepperoni pizza at Little Caesars, and after dropping his mom and dad off at their house in Modesto, Kaepernick is in the

back seat of an SUV, heading to his home near the 49ers' training facility in Santa Clara. It's past 10 p.m., pitch-black outside on California 99, and the 90 miles or so to cover means there's plenty of time for Kaepernick to talk frankly about himself and his place in the NFL. At the Super Bowl, when the world was trying to get to know him, he gave brief, vanilla responses in his press conferences; his longest answer might have been about 14 words. Now, he's got a lot more to say:

"I want to try to break that perfect football mold. I don't want to be someone who can be put into a category. I want to be my own person. I want my own style. I want to be someone who can't really be compared to anybody.

"And I want to have a positive influence as much as I can. I've had people write me because of my tattoos. I've had people write me because of adoption. I've had people write me because they're biracial. I've had people write me because their kids have heart defects—my mom had two boys who died of heart defects, which ultimately brought about my adoption. So, to me, the more people you can touch, the more people you can influence in a positive way or inspire, the better."

Great players can touch more people, and Kaepernick knows that half an NFL season does not make him a great player. But today's game sets up nicely for a quarterback with his tools: fast feet and a powerful arm. The movement toward a new style of quarterback is here. Pete Carroll, the Seahawks' coach, told me in January that the spate of young, mobile QBs "is the evolution of football—screaming at us." Ohio State coach Urban Meyer said of Kaepernick: "I mean, Wow! He's running 60 yards untouched? When was the last time you saw a quarterback run untouched in the NFL for 60 yards? People said, 'You can't do that in the NFL!' Yes you can."

During the ride back to the Bay Area, Kaepernick is enlightening when talking about the final, frustrating drive of the Super Bowl, the series he keeps playing over in his head. But it's all the other stuff that makes him a compelling protagonist in the world of football, and in the larger, more complicated world beyond sports.

ADOPTION

Kaepernick was born in Milwaukee in November 1987 to a tall, athletic 19-year-old woman named Heidi Russo. She is white; the father, whom Russo has never identified, was African-American. A month after Colin's birth, Russo gave the baby up to a young couple from Fond du Lac, Wisc., Teresa and Rick Kaepernick, who'd lost two infant boys to heart disease and were pining for a son to join their two other children, son Kyle and daughter Devon.

For a while Teresa sent Russo photos of Colin as he grew, but it took such an emotional toll on Russo that, she has said, she asked Teresa to stop. Russo, in interviews over the past year, has said she wants to meet Colin and has reached out to him through social media, trying to arrange a meeting. He has declined, saying he feels he knows his parents.

I know my mom would never tell me not to go meet [my biological mother]; she would help me do it if I wanted to. But in my mind, that's just not something I'm willing to do.

"Do you feel you've drawn the line with her, and you just don't want to meet?" I ask him.

"I feel like I have drawn that line," Colin says. "I feel like it's been drawn for a while. The way things transpired at the end of the season and this offseason, that line just became darker. That's not going to happen. It's not something I want to do. Ultimately I know who my family is, and I know who my mother is."

Colin already wasn't inclined to have a relationship with his birth mother. He called it a personal decision. And he's been put off further by what he thinks is Russo's aggressiveness in trying to make it happen.

"People asked me to do interviews on it," he says, "and they asked my family to do interviews on it, and we turned them down and said, 'It's not a story. In the future, if I have a change of heart and I want to meet her, then it will happen.' The same interviews we turned down, she did. I felt like that was disrespectful to me, my family and especially my mother. I feel like if I go down that road now, I'm disrespecting my mother as well, and that's not something I'm willing to do. I know my mom would never tell me not to go meet her; she would help me do it if I wanted to. But in my mind, that's just not something I'm willing to do."

Kaepernick makes it clear he's "very grateful, very happy" Russo gave him up for adoption. "But past that," he says, "she wasn't the one who was taking me to football practice, she wasn't working 12-hour night shifts so she could be with me when I went to school and got home. I think people see what my birth mom did and say, 'Well, that was great, what she did for you. You should go see her and give her that recognition and be happy for what she did for you.' I don't think people realize the sacrifices my mother [Teresa Kaepernick] has made and what she has done for me, and what she has been through in her life to help me to get to where I am now."

In the middle of Super Bowl week, ESPN's Rick Reilly wrote a column headlined "A Call Kaepernick Should Make" that angered the Kaepernicks. Reilly has an adopted Korean daughter, Rae, who with the support of her adoptive family returned to South Korea to meet her birth mother. Reilly wrote about how healthy and healing he thought it would be for Colin to reach out to Heidi Russo and for the two to meet. "You can't imagine what it would mean," Reilly wrote.

"I know exactly what column you're talking about because someone sent it to me," Colin says. "He referenced his situation with his daughter. My first instinct was, Well, number one, it's none of your business what my decision is, and number two, just because your situation worked out doesn't mean it will work out like that for everybody else. The fact that he said [the meeting] brought closure to his daughter and she feels better about it now To me, there's no closure to be had. There's no benefit from it."

It's a strange situation. Kaepernick wants to tell the world, "This is a private matter. Leave me alone." But the game is public, and the media covering pro football is as intensely interested in the people who play the game as it is in the game itself. The bigger Kaepernick gets, the more intense that interest will be. How will he deal with it as his football star grows?

RACE

Kaepernick says his biracial makeup was never a big deal in his formative years in Turlock, mostly because his parents were open with him about it. "They were honest with me from the moment they had me. My parents always told me we could talk about it anytime I wanted to. I never really completely understood what it meant when I was young. To me, they were my family. I don't remember how old I was. But I said to her one day, 'Why is my skin darker than yours? I don't really look the same as you.'

"She told me, 'It's because you're adopted, but I wish I had pretty brown skin like you.'

"I never really thought much about it. Kids would say things sometimes, but my family just always loved me. That was the important thing to me."

TATTOOS

Another column, by David Whitley of the Sporting News, made the Kaepernick family hot too. "Kaepernick is going to be a big-time NFL quarterback," Whitley wrote in late November. "That must make the guys in San Quentin happy." Quarterbacks, Whitley reasoned, are team CEOs, "and you don't want your CEO to look like he just got paroled."

"My mom has always been so-so with tattoos," Kaepernick says. "Like, 'When are you going to stop? Please don't get any more.' As soon as that article came out, she did a complete flip. She was like, 'How

dare you judge my son for his tattoos! Do you even know what his tattoos mean? Do you know what they mean to him?' ”

The SUV drives through the California night. No radio. Just Kaepernick on a roll.

“It blows my mind that people still think tattoos are just gang-related, or have negative connotations,” he says. “So many people have tattoos because their family’s been through something—you heard that police officer tonight—or it’s a situation they’ve been through that’s made them stronger, and they want to make sure they remember it forever. I don’t think people fully understand how deeply people believe in their tattoos.”

Kaepernick’s dad was like many American fathers who despise tattoos, telling his son, “While you live under my roof you’re not going to have a tattoo.” Many of us have said words to this effect to our own teens. So Colin waited until he got to Nevada to start getting a series of religious-themed tattoos. “My first one,” he said, “was Psalms 18:39.” The scroll coming down his right shoulder quotes the Bible verse: “You armed me with strength for battle; you humbled my adversaries before me.” Ever since, he says, “It’s been a constant working piece.

“To me it’s just another way to be different and try to separate myself as my own man. If I get judged for something like my tattoos, so be it. I was talking to a few of the Rams players [this offseason]. One of their defensive linemen told me, ‘I love the fact that you started kissing your tattoos because of someone writing an article, basically showing everybody that you have tattoos and you’re still a good person. I have tattoos and I get judged for them. You’re really helping me change the perspective of tattoos.’ ”

And on the seventh day, he plays quarterback for the San Francisco 49ers.

The last time we saw Kaepernick on the field, he was failing, and flailing. Super Bowl XLVII, 49ers’ ball at the Baltimore 5, third-and-goal. Game clock stopped at 1:55 in the fourth quarter. Ravens up 34-29.

“That’s the play I’d like to have back—the play we had to call timeout,” he says. “It was just a slow operation all the way through.”

Kaepernick, set back about five yards from center in the Pistol formation, had the Niners ready at the line with 11 seconds left on the play clock. He started barking signals in the deafening Superdome. With five seconds to go he stepped forward, apparently adjusting the protection because of what he saw in the Baltimore defense. With a couple of seconds left on the play clock, coach Jim Harbaugh scrambled over to the side judge, and just before the clock reached zero the Niners got a timeout.

The players, though, weren’t aware. The ball was snapped. Kaepernick took it and dropped back a step as running back Frank Gore darted left in front of him. Tight end Vernon Davis sealed off linebacker Terrell Suggs, who’d slanted inside from his spot on the right side of the defense. Gore and second tight end Delanie Walker blocked safety Bernard Pollard and could account for cornerback Cary Williams, at the goal line. One more Raven remained to be blocked: Ray Lewis. And here was right guard Alex Boone, pulling left, with Lewis in his sights. Colin Kaepernick, of the very new breed, versus Ray Lewis, of the old school, on what might very well have been the last play of Lewis’s career.

But the showdown didn’t happen. Kaepernick took two running steps toward the left flank before he realized the play had been blown dead.

Rewatch that dead play, and all you can do is dream about what might have been. The play-caller, offensive coordinator Greg Roman, told me last February, “Will it eat at me? Of course it will.” He isn’t alone.

Now it’s silent both inside and outside the SUV—even the normal road noise seems gone—as Kaepernick’s mind goes back to that play in February in New Orleans.

"I constantly think about it," he says. "I replay it. I rehash it. What could I have done better? If I got everybody up and got them set quicker, we wouldn't have had to worry about the play clock. The way the play looked to me, I don't feel there was anybody that was going to stop us from getting in the end zone . . . It looked like it could have been a walk into the end zone."

"You saw it the way I saw it?" I ask. "That there's a good chance it could have been you against Ray Lewis for the Super Bowl?"

"Yeah, I mean ... There was a linebacker coming over the top—Ray—but I just don't feel that was something that was going to matter."

kaepernick-table

San Francisco didn't want to run the same play after the timeout, so Kaepernick ended up throwing his second of three straight incompletions to Michael Crabtree. On fourth down Kaepernick felt pressure and threw too high and far for Crabtree—who wrestled with corner Jimmy Smith getting off the line and couldn't get to the ball. It's doubtful Crabtree would have had a chance at the pass anyway, but Kaepernick didn't like that there was no penalty call against Smith. "I'm not going to comment on it, but you're asking the question for a reason," he says.

"How long," I ask, "did it take you to get over the game?"

"Still not really over it," he says ruefully. "It feels like something was stolen."

But look at what Kaepernick accomplished last year. When Brady and the Patriots fought all the way back from a 31-3 deficit against the 49ers to tie the game at 31 on a rainy December Sunday night in Foxborough, Kaepernick responded. He faced down a zero blitz by New England and found Crabtree for the decisive touchdown in a 41-34 stunner. "What a surreal moment," he says. "It was crazy, going to shake [Brady's] hand after the game, knowing we'd just beaten a guy who's going to go down as one of the greatest ever. I can't even remember what I said, or what he said."

By the time the playoffs began, no one knew quite what to expect from Kaepernick, who'd been running the crazy read-option maybe 20% or 30% of the time. Against the Packers in the divisional round, he kept the ball a lot, rushing 16 times for 181 yards. The NFL had been alive for 93 seasons, and no quarterback had rushed for that many yards in a game—ever. That game made Kaepernick realize what a crazy weapon his legs can be.

Still really not over it," he says of the Super Bowl loss. "It feels like something was stolen."

"It got to a point," he says, "where we could hear [the Packers' defenders] arguing while we were in our huddle. 'You're supposed to do this,' or 'You have to do this, then the other.' At that point, our offense was like, It's over. As soon as you start turning on your teammates, you're not going to be productive. You know you have them in the palm of your hands."

At Atlanta the next week, for the NFC title, Kaepernick ran the ball exactly once off the read-option . . . and got buried for a two-yard loss. His arm won that game. And in the Super Bowl, it pulled the Niners back after they'd fallen behind 28-6 in the third quarter.

Now? He'll miss Crabtree, out for at least half the season with a torn right Achilles. He'll need newcomer Anquan Boldin, stolen from Baltimore for a sixth-round pick, and last year's first-rounder, A.J. Jenkins, to pick up the slack. "I've trained and thrown a lot with A.J. this offseason, and his progress is fantastic," Kaepernick says. "Night and day from last year. And Anquan, he's such a man. So glad to have him." Roman trusts Kaepernick enough to have asked him his likes and dislikes this offseason, and he won't have the challenge of Alex Smith—traded to Kansas City before the draft—to worry about. The 49ers are Kaepernick's team, and they should be for years to come. Provided, of course, he doesn't get KO'd running around too much.

In San Francisco's final minicamp practice on June 13, before the team dispersed for its summer break, Kaepernick finished with five straight completions to five different receivers, taking the first-team offensive unit downfield crisply against the first-team defense.

"Colin," said coach Jim Harbaugh, "he's been on it all offseason."

Flash back to Kaepernick's appearance at Pitman High: Everything went smoothly—nothing out of the ordinary other than a few shrieks from graduates who were thrilled that the school's most illustrious alum had returned to pay tribute to his retiring former coach, Brandon Harris. The coach was stunned to see Kaepernick. The two walked off the stage together, back into the multipurpose room, and shared a rib-breaking hug. Harris took in the scene, perfectly orchestrated by the cops and a 49ers PR aide, right down to the police escort that would get Kaepernick back on the road.

"This is amazing!" Harris said. "Colin has . . . he has handlers!"

Outside, his parents climbed into the back row of the SUV, and Colin sat in the middle row. Three motorcycle cops, sirens blaring, led the way out, zooming past the stopped traffic, through a red light and onto Highway 99.

"This is one serious escort," Colin said.

"Anymore, we never know what to expect," Rick Kaepernick added, shaking his head. "But we're learning."

A few quiet minutes later, rolling down the highway, Colin went back in time. He was no longer the 49ers quarterback. He was a boy again, a son.

"Mom? We got any food back at the house? I'm starved."

Well, Teresa said, not really—not enough, anyway. So the SUV pulled into a Little Caesars, and Colin walked in to get a pepperoni pizza to go.

The kid behind the counter took the order, looked up . . . then looked up again before saying, "Whoa!" Kaepernick signed autographs for him and his pizza-maker, paid and thanked them both.

As Kaepernick walked out, another teen held the door for him—and didn't have to do a double-take. It was Colin Kaepernick, in the flesh. Only one word came out of the kid's mouth as Kaepernick walked by carrying his pizza box.

"Beast!"

QB Colin Kaepernick Feature Story

49ers' Kaepernick is an uplifting presence

By Matt Barrows, Sacramento Bee

Anyone worried whether Colin Kaepernick's sudden celebrity has altered the 49ers' quarterback or turned him Hollywood-soft need only arrive at the team practice facility at, oh, 5:55 on any given morning.

There you'd find Kaepernick's white Jaguar sedan – recompense for one of the ads he shot this offseason – in the first stall of the parking lot and Kaepernick on a bench in the weight room. Or sprinting across the practice field. Or tethered, via a 10-foot chain, to a stack of 35-pound plates he's dragging across the turf.

Michael Wilhoite, a young reserve inside linebacker eager to stay on the squad last year, said he'd routinely arrive before sunrise intending to be the first player in the weight room. Instead, he'd find Kaepernick, then a backup to Alex Smith, had beaten him into the office.

"And it's the same situation this year," Wilhoite said. "You walk in and he's already drinking his protein shake. Because he's already done with his workout."

Kaepernick's fame hasn't dimmed his work ethic, and it hasn't changed his everyman appeal, either.

Coach Jim Harbaugh said he's never seen a quarterback who moves among different age groups, different cliques, different positions in the locker room like Kaepernick. That's what makes him a unique leader – he not only has everyone's respect, he has everyone's affection.

"You don't always see that, but I see that with Kap," Harbaugh said. "He's universally respected in the locker room and loved by his teammates. I guess I see that from the 25-to-35 demographic, too, buying jerseys. People relate to him. They like his company, they like being around him, and I've noticed that very much from our team."

Indeed, universality has become Kaepernick's signature.

His biological parents are biracial. He was adopted by a Midwest family who moved to California. He's a quarterback who's known as much for his running ability as his powerful right arm.

The notion his tattooed arms and torso make him appear thuggish – silly and old-fashioned when it was written in the Sporting News in November – seems even more absurd now after an offseason when advertisers approached him in droves. His body art literally has become a selling point.

Buttoned-up Jaguar shot a series of commercials with Kaepernick in its F-Type sports car in May. He also has deals with Nike, MusclePharm, Yahoo Fantasy Football and SK Energy, an energy drink created by rapper Curtis "50 Cent" Jackson.

His No. 7 jersey has been the league's top seller since April. And further evidence an inked-up athlete is no longer seen as menacing – he's wildly popular among children. Kaepernick found that out when he was mobbed by kids at an Xbox event in Corte Madera last month.

When nose tackle Ian Williams visited a Boys & Girls Club in his native Orlando, Fla., this offseason, the kids there politely asked about him, the hometown hero, but they really were interested whether Williams ever hung out with Kaepernick.

"It was, 'Do you know Kaepernick? I mean I like you, but I love Kap! I want his jersey!' " Williams said with a laugh.

Williams knows the quarterback quite well. He and Demarcus Dobbs, two undrafted defensive linemen in 2011, were part of Kaepernick's rookie class. They remain among his closest friends on the team, heading to his house to play video games or chatting about Kaepernick's favorite topic – sneakers.

"He'll walk off the practice field and he'll headbutt Justin (Smith) or Ray (McDonald)," Williams said. "He's still the same. He's still focused. He's a good guy. He's my boy."

Another indication Kaepernick doesn't feel his status and celebrity have put him above his mates: He anticipates repercussions from perhaps his most well-known offseason venture, the ESPN The Magazine cover from earlier this month in which tattoos are the only thing he's wearing.

So far, Kaepernick said, there have been no related hijinks. But he knows they're coming.

"I haven't had anything real bad yet," he said. "So I feel like they're plotting on me right now."

Wilhoite insists the quarterback has nothing to fear.

"No, I give him props," he said of the magazine shoot. "It takes a lot of guts to do that. He worked hard on his body, and he's always in the weight room. So I think everything he's getting right now he deserves."

QB Colin Kaepernick Feature Story

Colin Kaepernick 'Universally Respected'

By Taylor Price, 49ers.com

After 10 starts in the National Football League, Colin Kaepernick has become a popular figure in national news headlines, but even more so in the 49ers locker room.

"Kap is a diverse guy," Jim Harbaugh said on Thursday, the first day of San Francisco's training camp. "The coaches love him. The players love him. It's unique."

The 49ers coach believes Kaepernick was a respected player even before he took over the starting reins last season in a dominant win over the Chicago Bears on "Monday Night Football," but it's only heightened based on the young quarterback's commitment and leadership in the team's offseason program.

"I see that with Kap," Harbaugh said. "He's universally respected and loved by his teammates. People relate to him. They like his company. They like being around him. I've noticed that very much from our team."

Harbaugh believes it's an important aspect for a quarterback to be revered by his teammates. He's noticed in the locker room and in the meal room. Kaepernick is never alone.

"For a leader to be effective, they've got to be followed by most of the group that he's leading," the 49ers coach added. "Colin Kaepernick definitely has that love and respect from his teammates."

Kaepernick agrees with his coach.

"I think it's very important," Kaepernick said. "If your players and teammates don't respect you, someone they can talk to or associate with, they're not going to follow you... they're not going to play as hard for you."

National media recognition for the 25-year-old quarterback doesn't bother Harbaugh. The head coach sees no change in Kaepernick even with commercials, magazine covers and award shows under the 49ers quarterback's belt this offseason.

"Not going to peel back the onion in every possible way, but he's a very diverse guy and very intelligent guy," Harbaugh said of Kaepernick's off the field activities in 2013. "He's got a lot of common sense. It's plus, plus, plus across the board when you talk about the way he thinks, the way he operates. It's A-plus."

Kaepernick isn't worried about the attention from his off the field clothing commentary or appearances in the ESPN Body Issue.

Football is all that Kaepernick cares about, or cares to discuss.

"Football is football. I'm here to work," he said. "I'm here to make sure I get better."

Harbaugh only wants to see Kaepernick continue to improve each day of camp, just like the rest of the team.

"Make each day an accomplishment for our future," Harbaugh said repeatedly in opening camp press conference, stressing the importance of taking the team's NFC Championship defense one day at a time.

Kyle Williams also shared insight on what makes the 49ers quarterback so likable. Like many players on the roster, Kaepernick had to work his way into a prominent role. That fact, too, makes the 49ers quarterback universally admired.

"He's able to relate to all of us," said the 49ers wideout, who was removed from the PUP list and added to the active roster prior to the start of camp. "He went through the struggle of being a backup like all of us."

"He knows how to prepare himself and guys respect that," Williams, the fourth-year pro went on to say. "I don't know if there's a better competitor in the league."

Justin Smith, a defensive co-captain and respected All-Pro defensive tackle, co-signed the sentiment of the 49ers wide receiver when asked about Kaepernick, a former second-round pick.

The way Kaepernick earned his starting role was also recognized by players in the trenches like Smith. "He seized the moment and it seems like he's still doing that," said Smith, who is now 100 percent healthy following a late-season triceps injury. "He's working his tail-off and leading by example and showing the other guys how to do it."

"It's pretty cool to watch him do it from the beginning."

With the respect of his teammates, Kaepernick has found that many of the 49ers are coming up to him with football questions.

"I think they're more comfortable with me," he said. "I think they have more confidence with me."

RB Marcus Lattimore Feature Story

RG3 inspires Marcus Lattimore's 'miracle'

By Les Carpenter, Yahoo! Sports

This must be a miracle, right? What else can it be? Because logic says Marcus Lattimore should not be ready to play football. Logic says he shouldn't have been running the steps at South Carolina's football stadium last month or sprinting up a hill behind San Jose State University as he did last Thursday afternoon.

Not on his knee. Not after that day against Tennessee last October when his right knee essentially exploded on national television. The doctors and trainers who looked at him that afternoon imagined the tangle of torn ligaments to be so severe they said it would be a year before he walked.

Imagine that. The best running back heading into the NFL draft wouldn't even walk for a year. Nine months later he was rumbling up a hill that has become something of a legend among 49ers players.

So what else can this be?

"Yes, it is a miracle," Lattimore said by phone.

Then he repeated himself.

"Yes it is."

He will not practice when the 49ers open their training camp this week. The team has already put him on the physically unable to perform list, where he will remain until the season's sixth week. He does not want this, of course, but he is trying to be understanding. He gets how this must not make sense to any rational person looking at an injury like his.

He realizes waiting is in his best interests and so he said: "I'm cool with it, it gives me more time to make sure I'm really ready when I do practice."

But he can also feel the knee's strength. He senses the power that has returned. He knows he can run and run fast. He knows, too, that he doesn't need to be on the physically unable to perform list. He knows he doesn't need to wait until October to play.

"Physically, I do feel I can practice now," he said.

That he can even utter that statement is remarkable. He is reported to have damaged his ACL, MCL and PCL, making his injury among the most severe of its kind. Even today where quick recoveries from awful injuries are the norm Lattimore's is particularly startling. He simply shouldn't be this far along. Not after what happened last October.

Yet the amazing thing about his knee is how it felt so strong so soon after orthopedist James Andrews fixed it not long after the injury. The year before he had torn the ACL in his left knee – a serious but smaller injury by comparison – and still his right knee was recovering faster. Perhaps much of this had to do with the fact he was rehabilitating with Redskins quarterback Robert Griffin III, whose knee was reconstructed by Andrews in a January operation. Like Lattimore, Griffin had torn an ACL in his other knee a few years before. He understood the angst of building back from one devastating injury only to suffer another. And also much like Lattimore, RG3 was determined to prove he would return quickly from his injury.

Maybe even more determined than Lattimore – if that was possible.

Griffin brought energy, he brought enthusiasm, he brought an intensity that few other athletes could. If Lattimore was motivated to heal quickly, watching Griffin drove him only more.

"I knew why he has been so successful," said Lattimore who is doing a series of interviews on behalf of the supplement company EAS in part because he believes the company stayed committed to him through his recovery. "I don't think we had to say anything to push each other."

Each watched the other man and knew what he had to do.

At night, they talked, the quarterback who dazzled the NFL last season and the running back who wants so much to do the same this fall. They talked about their previous injuries, about their own, about their surgeries and their recoveries. And even though they were in the gloomiest of predicaments, with shredded knees that had just been restructured, they would not mope, they would not despair.

"There were no down conversations, no negative conversations about our injuries or about anything," Lattimore said. "All our conversations were about what we were doing and what we were going to do tomorrow or the next day."

Then Lattimore laughed.

"I was blessed to have him out there," he said. "I know he helped me a lot."

Then again, it's impossible to know who inspires whom.

There was a moment recently when Lattimore walked into a FedEx store in Columbia, S.C., and a customer approached him. It was man, just a regular guy with a regular job. The man had something he wanted to say. The man said he had moments where he woke up tired and didn't want to get out of bed. The man said there were days he didn't want to go to work.

Then he thought about Lattimore and the injury and the way he was already walking and there was video out of him running the stadium steps at South Carolina, and, well, what could the man do?

Lattimore had become his inspiration.

On the phone, Lattimore went quiet for a moment.

Do you feel like you are becoming an inspiration, he was asked.

Yes, he finally said.

"You're making a difference, that's what it's about," he said. "I can't describe what it's like to have someone come up to me and say something like that guy did. I just appreciate that he did."

Lattimore paused again.

"You know, we as athletes are human, too," he said.

Even when their recovery from debilitating injuries seems anything but.

DT Ray McDonald Feature Story

McDonald Enjoys Mentorship Role

By Taylor Price, 49ers.com

The 49ers selected two defensive linemen in the 2013 NFL Draft and added two more as undrafted free agents.

Defensive line coach Jim Tomsula has plenty of talent to work with his incoming rookies, but he's not the only one giving instruction.

Veterans on the defensive line like Ray McDonald and Justin Smith have been active mentors to the incoming rookie group of Tank Carradine, Quinton Dial, Lawrence Okoye and Mike Purcell.

McDonald, a sixth-year veteran, has been with Tomsula his entire career in San Francisco. The 6-foot-3, 290-pound defensive tackle has a firm grasp of defensive line techniques and has been eager to share them with rookie teammates.

Consider it to be "The Forty Niner Way."

"We don't want to be seen as older guys who don't want to help the younger fellas," said McDonald, who totaled 106 tackles, 2.5 sacks and one forced fumble in 2012. "It's good that we have guys here who we can help, take them under our wings and show them the ropes."

The mentoring relationship has been increasingly important with Okoye, a former Olympic discus thrower who was also accepted to study law at Oxford University.

"He's smart and has great athleticism," McDonald, the established defensive tackle said. "It'll be cool to see how he progresses."

Tomsula has spent a great deal of individual periods fine tuning Okoye's stance and footwork. The defensive line coach has taken a steady step-by-step approach with Okoye and it appears to be working. Okoye, a 6-foot-6, 304-pound athlete with a rugby background, continues to improve with every day he's soaking up information at 49ers headquarters.

"He wants to learn, he wants to get better," McDonald noted. "He's never played football before, but he wants to learn to get better and that's all we're looking for, guys who want to get better."

McDonald, too, is not above picking up additional insight. The hard-working defensive lineman has become a quiet force in one of the best front-sevens in professional football. Even so, McDonald is using Organized Team Activities to have his best season yet.

"It's good to get back into the swing of things," McDonald said. "It's fun to get back out there with the fellas and it's good to have everybody back. It's good to be back because everyone's spread out when the season is over."

The 49ers defensive line group remains a tight-knit group. Despite losing Isaac Sopoaga and Ricky Jean Francois in free agency, McDonald is looking forward to seeing who lines up nose tackle when the season begins on Sept. 8.

"It's going to be real competitive," McDonald said.

The team has a number of options to line up at nose tackle including Ian Williams, Glenn Dorsey, Tony Jerod-Eddie and Lamar Divens. The rookies, too, will have their chances to compete.

Williams and Dorsey appear to be the closest competition to anchor San Francisco's 3-4 defense.

"They're both athletic, strong and they're smart," McDonald noted. "It's going to be a battle come training camp to get that spot but we feel comfortable with the guys we have."

"It'll help the team out a lot."

The "iron sharpens iron" sentiment is prevalent at 49ers headquarters. Competition at every position has been a hallmark of Jim Harbaugh's coaching career in San Francisco.

And while McDonald feels secure as a starter as a right defensive tackle, he still wants to improve his standing amongst counterparts in the NFC. McDonald has not been to a Pro Bowl, but was selected as an alternate after the 2011 season.

"It's motivation for me," McDonald said. "I'm seeing the guys I'm playing with make it, I want to be a part of that."

Six of San Francisco's starters made the Pro Bowl last season and McDonald wants to join the group this coming season.

"It's going to take a lot of hard work this offseason for me to make it to that point, but I'm looking forward to it."

WR Marlon Moore Feature Story

Natomas High product Moore fights for job with 49ers

By Matt Barrows, Sacramento Bee

Marlon Moore is in for a fight.

The former Natomas High School standout is perhaps the most unheralded of the several wide receivers elbowing for a spot with the 49ers this offseason.

A.J. Jenkins, for example, has the advantage of being a first-round draft pick. Speedy Ricardo Lockette is housemates with Colin Kaepernick, the starting quarterback. Quinton Patton, a fourth-round pick, already has impressed coach Jim Harbaugh with his tenacity. Kassim Osgood is 6-foot-5 and a 10-year veteran. Moore? At 6 feet and 190 pounds, he's a smallish receiver who wasn't drafted coming out of Fresno State in 2010, caught only 12 passes in three seasons with the Dolphins and signed an unceremonious one-year deal with the 49ers in March.

But fighting is what Moore does best.

He stuck around in Miami not just because of his speed but because he could play the gritty role of gunner on special teams. Moore, 25, who played the position at times at Fresno State, quickly discovered the NFL version is far more brutal when cornerback Vontae Davis, the younger brother of the 49ers' Vernon Davis, threw him to the ground during one of his first practices.

"You might have two guys going against you trying to beat you up until you don't want to run anymore," Moore said. "You have to get away from that, and then you have to go make a tackle. You definitely have to have the mindset for it. Because if you're not ready for it? You're going to fail."

Double teams aren't the biggest obstacles Moore has had to break through in recent years.

In 2008, everything seemed to be looking up at Fresno State. He returned a punt 63 yards for a touchdown in a Sept. 27 win over UCLA and was becoming a trusted target for quarterback Tom Brandstater.

Moore's father, Ernie, who had been diagnosed with liver cancer, watched that return on TV. He was a big, strong, active man – a former football player himself – and everyone figured he'd have plenty more chances to watch his son's games. But two weeks after the UCLA game, he was in the hospital. And then he was gone, at age 54.

"No one expected it," said Marlon's mother, Gail. "His dad was a very healthy man. The day he told me he was dying, I could just not believe it."

The NFL is full of stories about deadbeat dads who weren't around as their sons grew up, but Ernie Moore wasn't one of them.

He was a former U.S. Army infantryman who tried to instill hard work, responsibility and mental discipline in his two sons. He took them fishing on weekends and, until the end, attended all of their games.

Marc Q. Jones coached Marlon's older brother, Leon, in basketball at Natomas.

Jones, who lived in Davis, said when he'd leave in the morning, he'd sometimes see Ernie Moore, who worked for Davis Waste Removal. Moore drove a street sweeper, and Jones said he remembered seeing him washing the vehicle's brushes one morning.

"That was the last time I saw him alive," Jones said. "It was early, and it was cold, and he was out there getting it done. He was just a hard-working man. I had a lot of respect for Mr. Moore."

Marlon took the death particularly hard.

His 2008 season at Fresno State fizzled amid injuries and disappointing performances as Moore lost focus.

Before his senior season, however, he realized that the best way to honor the father he loved and missed was to apply everything he tried to teach him.

"It was a turning point for him, that he could not dwell or feel sorry for himself," Gail Moore said. "Because his dad lived a good life, and he saw that."

Moore wasn't drafted in the spring of 2010, and he was a long shot to make the Dolphins.

But he impressed the coaches by catching nine passes for 106 yards and a touchdown during the preseason and by showing toughness on special teams. Then-Dolphins head coach Tony Sparano called Moore "brave."

The hope in the Moore household is that history repeats itself this summer, closer to home this time. Moore said one of the advantages of being with the 49ers is being able to drive home to Sacramento every weekend.

"I wish my father was here with me," he said. "My dad wanted me to continue working. It was my dream, and it was also his dream. I give a lot of love to my father, and my mother and my brother, for where I'm at now."

WR Quinton Patton Feature Story

Patton's passion wins over coach

By Scott Ostler, San Francisco Chronicle

There is a special place in Jim Harbaugh's heart - which, incidentally, is shaped like a football - for guys who attack the game with an enthusiasm unknown to mankind.

Colin Kaepernick is one of those rare birds.

"There's something special in what drives him," Harbaugh said of Kaepernick Wednesday.

Another player on Harbaugh's short list of inhumanly eager beavers is rookie wide receiver Quinton Patton from Louisiana Tech.

They are at polar-opposite ends of the star spectrum. Kaepernick has been on every magazine cover published in the last three months. Patton has not.

Football people wonder if Kaepernick will make the Hall of Fame. They wonder if Patton will make the 49ers.

But Harbaugh, I'm guessing, loves 'em equally.

Harbaugh and Kaepernick bonded instantly, when the coach drove to Reno to check out the hotshot college passer whose pro potential was iffy. They played catch, Kaepernick rudely dusted Harbaugh in a couple of passing contests, and it was game-on.

Patton was another case of love at first sight for Harbaugh. More accurately, love before first sight.

"There's something special in what drives him," Jim Harbaugh says of Colin Kaepernick (center).

A couple days after the 49ers drafted Patton in the fourth round, 128th overall, he packed his bags back home in Nashville, told friends and family he was off to conquer the NFL, bought himself an airline ticket to the Bay Area, rented a car and phoned the 49ers' office for directions.

"No!" Patton was instructed. "You can't be here! Turn around and go home!"

League guidelines prohibit rookies from reporting before specific dates. Had Patton driven to the team complex, the 49ers faced a big fine.

Patton sadly U-turned, but he flew to Louisville, embarrassed to return home one day after his triumphant departure.

Was Harbaugh mad at the rookie's bonehead move? Yes, madly in love. Harbaugh told the story on KNBR, said he couldn't wait for the youngster to arrive for real so he could give him a hug.

"It's going to be rough if you have to cut him," said interviewer Eric Byrnes.

"That's not going to happen," Harbaugh said.

As heartfelt as that statement was, it's not legally binding. The 49ers are thin at wide receiver, but early in camp Patton jammed a finger on a bullet pass from Kaepernick, and Patton's pass-catching is medically restricted.

(Last season it was Randy Moss and who got Kaeper-nicked.)

But Patton still scrimmages, catching one-handed, working practices like a puppy at a Frisbee fest.

First day of camp Patton ran up to 10-year veteran Anquan Boldin and introduced himself with much eagerness. The ultra-reserved Boldin looked at Patton as if he had just hopped out of a hovering UFO. Now they get along fine.

Is Patton still extra enthusiastic?

"Yessir, yessir, happy to be out here every day," he said, and I glanced over my shoulder to see if he was talking to the school principal. "Some people are more quiet on the field, you know what I'm saying? This is what I do, I just love being out there, I show my love for the game, go out there, holler, run around, all of that."

Do the vets ever tell him to dial it back?

"Nah, they tell me keep going, always keep it up. 'Cause I made my mark as a loud, enthusiastic guy. 'Keep it up, just don't be a distraction for the other players.' "

Patton says he wasn't always this exuberant, not until his position coach at Coffeyville (Kansas) Community College, Kelton Copeland, told the kid to either crank up the energy level or look for a job outside of football.

"I wasn't lazy," Patton said, "but I wasn't a hard-working person."

Harbaugh and Patton had a chat when Patton finally legally reported, but no hug.

"Nah, he ain't give me my hug yet," Patton said with a smile. "I guess I got to make some plays first before I get a hug."

Kaepernick doesn't have Patton's eager-rookie vibe, but he's no less the maniacal footballer Harbaugh spotted as the 49ers' future three years ago.

"He's the type of player who studies the game plan," Harbaugh said Wednesday, "studies the ready list, studies our practice tape, opponent's tape, and somebody that contributes to the game plan and formulates ideas, asks questions, knows what everybody on the offense is doing, and getting very good at understanding defenses and what they're trying to accomplish and what their adjustments are. Still evolving. ... Continues to learn. Continues to grow. He's always eager to learn, always eager to understand, eager to have input, as well."

When - if - Kaepernick and Patton hook up for their first joint touchdown, it's going to be a hell of a celebration.

S Eric Reid Feature Story

49ers rookie Eric Reid's mother also has football skills

By Dan Brown, San Francisco Chronicle

Eric Reid, the 49ers' first-round pick, inherited speed from his father. Eric Reid Sr. was a three-time All-American hurdler and an inductee into the LSU Athletic Hall of Fame.

Football? That comes from mom.

Sharon Guillory-Reid was a tight end and defensive end for the Baton Rouge Wildcats of the dearly departed Women's American Football League.

"This was full-contact women's tackle football. And I had the time of my life," she said with a laugh recently. "If I could go back and do it again, I'd do it in a heartbeat."

Alas, Guillory-Reid's pro football career lasted one meager season before Hurricane Katrina hastened the end of the Wildcats' existence.

These days, the part-time Bay Area resident hopes her son can have a more lasting impact on the football field. The 49ers traded up to nab Eric Reid with the NFL draft's 18th pick. Reid and his fellow rookies are taking part in a three-day rookie minicamp this weekend in Santa Clara.

The 6-foot-1, 213-pound safety was a key member of an LSU defense that ranked among the nation's best in points allowed, total yards and rushing yards.

In Reid, 49ers coach Jim Harbaugh finally gets the man he tried so hard to lure to Stanford. Harbaugh launched a determined, if quixotic, recruiting pitch trying to land a kid dead set on LSU almost from birth. (The Reids, both LSU grads, live just 15 minutes from campus.)

Harbaugh refused to surrender, figuring his wild card was the former Wildcat: He tried to work through Sharon.

"His mom is a wonderful, wonderful person, and we really connected through the whole process," Harbaugh said. "(Eric) was a very, very fine student. That was something that was very important to his mother. So I felt like we had a shot."

They did: Guillory-Reid says now that she was so honored that such a renowned academic institution wanted her son that she tried to get Eric to at least make an official visit. Eric told her a trip to Stanford wouldn't make any difference: He was going to LSU.

The defensive back went on to be a two-time All-American and a member of the All-Southeastern Conference academic honor roll over his final two seasons. Reid became just the second LSU safety ever selected in the first round, joining LaRon Landry (2007).

Now, as Reid gets adjusted to the Bay Area, his first scouting report will come from Mom, who plans to use her knowledge of the area to get her son settled. Guillory-Reid lives in Louisiana but has been making regular trips to the Bay Area for the past eight years.

As a registered nurse licensed to work in several states, she has spent significant time at Highland General Hospital in Oakland, as well as at San Leandro Hospital. Guillory-Reid works on a per diem (as-needed) basis because she likes the flexibility it allows her in working her schedule around her family.

So, since 2005, Guillory-Reid has been heading out to the Bay Area for two- or three-week stints before returning to her permanent home in Louisiana. She's scheduled to be here now.

"She has a ton of flight miles," Eric said. "She can show me around here."

And, boy, was Harbaugh right about Sharon's emphasis on education. Eric Reid and his siblings couldn't watch TV until all their homework was done. And in the summers they had to read -- even if nothing was required by school. With a standard that might have prepared Reid for the 49ers, Mom and Dad demanded their kids attack schoolwork with an enthusiasm unknown to mankind.

"They'd be like, 'Mom, you ought to be happy I got a B,'" Sharon said in a phone interview. "I'm like, 'No, a B for you is not acceptable to me. A B for another kid might be good, but I know what you're capable of. And you can easily make all A's.'"

When Eric got to the age where he wanted money for things like video games, his parents had a three-word answer: Get a job. By 15, Eric was working at a local water park. By 16, he was a Wal-Mart employee.

"I told him, 'I don't care if it's four hours or eight hours a week between practices: You work. You learn what it means to earn money,'" Guillory-Reid said. "I got him a little car, a 2001 Honda Civic -- in fact, I have it right now -- and told him that if he wanted to put gas money in it, he had to learn how to manage a budget."

Eric played football, basketball and followed in his father's fleet footsteps in track. Eric Sr. was the NCAA champion in the 110-meter hurdles as a senior in 1987.

Sharon, also an LSU grad, played recreational soccer, basketball and other sports -- before launching her short-lived career in the women's football league. Eric's gridiron scouting report: "I only saw a couple games. She was pretty good."

Along the way, both parents taught Eric that there's an academic side to sports.

"And he gets a really big kick out of studying playbooks and studying the other teams," Mom said. "Mentally, he knows what's going to happen next. He knows, 'If they do this, then, I'm going to do that.'"

On draft day, Eric explained that the discipline of childhood now translates to game days. There's a reason his LSU teammates named him a permanent captain in 2012.

"I think I'm a very cerebral player," he said. "I pride myself on knowing the defense. I pride myself on being able to get the guys lined up on the team, and being a great teammate and also doing my job."

"I'm very fortunate to be on such an incredible defense with the guys that are up there now. And I just can't wait to get to work."

S Eric Reid Feature Story

49ers' rookie Reid, grade-A student and dad, readies for first NFL start

By Matt Barrows, Sacramento Bee

Matching wits with Green Bay Packers quarterback Aaron Rodgers in your first NFL start may seem like a daunting proposition for a rookie.

Eric Reid, however, has had to grow up fast before.

In 2009, when the 49ers safety was 17, he had a 4.0-plus grade-point average, a starring role on his high school football team and, to everyone's surprise, a child. His daughter, LeiLani, was born three months before his senior year began.

Eric Sr. and Sharon Reid made sure their son knew LeiLani was his responsibility. Eric Jr. cared for his daughter on weekends and got a job as a cashier at his hometown Wal-Mart. He made \$8.10 an hour.

One year later, he improved his GPA to 4.6, was ranked the No. 4 safety in the nation and landed a scholarship to play at LSU.

"I never even knew he had a job," said Benny Saia, who coached Reid at Dutchtown High in Geismar, La. "He worked. He paid for diapers. He did everything he had to as an adult."

Maturity and responsibility are recurring themes with Reid.

Even though the 49ers traded to move up 13 spots in the first round to draft Reid, defensive coordinator Vic Fangio didn't want to just hand the starting free-safety job to a rookie, so he threw him into a four-way competition for the role.

But it quickly became apparent that Reid, who is 6-foot-1 and weighs 213 pounds, wasn't just athletically superior to his veteran rivals – he quickly caught up mentally, too.

"He's smart, he's very athletic, and he don't mind hitting," linebacker Patrick Willis said. "And he listens really well. It's not like you talk to him and he looks lost and doesn't know what to do. That's a big thing to be able to look back there and say, 'Hey, on this formation, I'm counting on you.'"

At Dutchtown and LSU, Reid was known foremost as a vicious hitter.

"He tried to kill everybody he hit," Saia said.

But he also was a thinking man. Asked to describe his style of play after he was drafted, Reid pointed to brains before brawn.

"I'm a very cerebral player," he said. "I pride myself on knowing the defense. I pride myself on being able to get the guys lined up on the team, and being a great teammate and also doing my job."

Eric Reid Sr. was a three-time All-America hurdler for LSU from 1984-87 and is a member of LSU's Athletic Hall of Fame, but academics were paramount in his house.

Bring home a C on a quiz, a test, a paper or – heaven forbid – a report card, and there would be consequences. Mediocrity was not tolerated.

"If they came home with a C, they lost some privileges," Eric Sr. said of his children. "Eric knew that if he didn't take care of academics, he wasn't playing any sports. I only remember a couple of B's. The rest were A's."

Eric Jr. didn't get any breaks after LeiLani was born, either. When she was 6 days old, he watched her alone for the first time. He expected the newborn would sleep in his parents' room. After all, they had practice, having raised four kids.

Eric Sr., however, quickly squashed that idea. The baby, he told his son, is sleeping with you in your room.

The next morning, Eric Sr. asked his son how the first night went, and Eric Jr. said the baby slept pretty well.

"But how'd you sleep?" he asked his son.

"I didn't sleep at all," his son replied.

Said the father: "Welcome to parenthood."

S Eric Reid Feature Story

Niners rookie safety Eric Reid isn't panicking after unceremonious 1-2 start

By Ross Jones, FOXSports.com

Eric Reid knows better than to panic. Playing three years at LSU, you learn how to deal with pressure.

So despite the fact the San Francisco 49ers are a surprising 1-2 with a struggling quarterback, a banged-up defense and All-Pro Aldon Smith away from the team while he gets treatment for alcohol dependency, the rookie safety Reid believes that the defending NFC champs will be just fine.

In his first three regular-season games, Reid has been a major factor in the 49ers defense with 14 tackles and both of the team's interceptions so far this season. While the 2012 All-America has grasped the defense quickly, he admits it hasn't been easy and that he has experienced some "growing pains" adjusting to the NFL. But spending extra time meeting with the coaches has paid off on the field, and has Reid playing with a new level of confidence.

When the 49ers decided to let Pro Bowl safety Dashon Goldson walk to Tampa Bay in free agency in the offseason, their plan was to address the situation through the draft. And after spending a first-round pick (No. 18 overall) on what they believed to be a can't-miss prospect like Reid, they expected he would play right away.

"For me this is a dream come true," Reid told FOXSports.com in a telephone interview Tuesday. "This is the job I've wanted since I've been in middle school and to have this opportunity is a blessing. I'm just grateful for every chance I have to go out and play with this defense in San Francisco."

Reid has been under the tutelage of defensive coordinator Vic Fangio, but the rookie attributes much of his growth to eight-year veteran and fellow safety Donte Whitner, who has looked after Reid on and off the field.

"We have veteran guys like Patrick Willis and NaVorro Bowman, but Donte is a safety so he knows what I'm going through on a play-to-play basis," Reid said. "He's definitely taken me under his wing. He's another coach for me. We have great coaches on the team, but he's given me a player perspective on things. He's always telling me how I can do something better or something to look out for on the field."

The 49ers will be undermanned for Thursday night's tilt against the Rams in St. Louis. Along with Smith, San Francisco may be without tight end Vernon Davis, who continues to battle a nagging hamstring. And Willis' status is uncertain after sustaining a groin injury in Week 3. That didn't stop Willis from calling an "out of the blue" meeting with the defense this week, stressing the importance of taking the season one game at a time and to not make too much of the disappointing start.

Although the 49ers employ an aggressive defense that relies on instincts and timing, penalties handicapped the secondary in the Week 3 loss against the Colts, cornerback Tarell Brown drawing three of the 49ers' six flags. But says that won't stop the secondary from challenging opposing wide receivers at the line of scrimmage.

"There has not been one word of that," Reid said. "Our corners are very aggressive and that's how we like them to play. We want them to challenge receivers. I guess we need to be a little more aware of how deep we are when we get past five yards, we have to let off a little bit. But that's the style of play our coaches ask of us to have."

The Rams pose threats on the outside with speedy receivers such as Chris Givens, Tavon Austin and Austin Pettis. The real playmaker in the Rams' offense, though, has been fifth-year tight end Jared Cook. The Rams acquired the 6-foot-5, 254-pound target from Tennessee in free agency and his immediate impact (seven catches, 141 yards, 2 TDs in the season opener, his last game in St. Louis) has the 49ers keying in on him.

"He's tall and deceptively fast," Reid said of Cook. "You can see on film that he has a nice stride. We just have to be aware of him when he's on the field and the position that he's in. If the linebackers need help, then we have to help them but at the same time we just need to execute our calls."

If Reid has anything to do with it, he'll make sure that the 49ers don't get caught up in the hysteria that goes with the national spotlight and instead finish Thursday with a win.

LB Aldon Smith Feature Story

Aldon Smith Builds on Experience

By Taylor Price, 49ers.com

Two seasons, 33.5 sacks.

Aldon Smith has been a disruptive pass-rushing force to start his career with the San Francisco 49ers, but he's still striving towards bigger goals as he enters his third year in the National Football League.

It's an impressive frame of mind when you consider the starting outside linebacker's 33.5 sacks are the most by a player in his first two seasons in NFL history. The 6-foot-4, 258-pound linebacker reached the mark by passing Hall of Fame defensive end Reggie White's 31 sacks.

Smith isn't satisfied with his instant production which includes totaling the most sacks in consecutive seasons by any player in 49ers history. Smith also won the team's coveted Bill Walsh Award, given to the team's Most Valuable Player. Although he earned first-team All-Pro honors and was selected to his first Pro Bowl, San Francisco's third-year linebacker is eager to showcase more of his talents.

How can he do that?

"By improving off last year," Smith said after the first day of 49ers Organized Team Activities. "My rookie year I did alright. I came in next year and did better so I've got to do the same thing this year coming up, just keep getting better and not take any steps back."

Smith went from 14.0 sacks as a rookie to a single-season, franchise record, 19.5 sacks as a sophomore. Smith finished with the most sacks in the NFC and second-most in the NFL behind J.J. Watt's 20.5 sacks. He also donated \$5,099 for each of his regular season sacks to the Boys & Girls Clubs of San Francisco and East Palo Alto.

Even more impressive, Smith totaled his 19.5 sacks in San Francisco's first 13 games of 2012. The mark stands as the most sacks through a team's first 13 games in NFL history.

Smith remained a valuable contributor in San Francisco's Super Bowl run despite playing through a shoulder injury which lingered into the postseason.

Even so, Smith had time to do light Mixed Martial Arts training this offseason with an emphasis to improve his cardio. The 49ers linebacker plans to utilize various training methods like MMA throughout his football career.

"It was helpful," Smith said. "I didn't do it as much as I wanted to at the time, but I'll work myself back into that."

For now, Smith can't help but notice the rookie lockers filling up the walking space in the team's locker room. The third-year pro and No. 7 overall draft pick didn't have OTAs as a rookie due to the league's work stoppage in 2011, but he can still relate to what the newcomers are experiencing this offseason with the 49ers.

"It's cool seeing everyone come in and figure it out," Smith said. "That's where you were three years ago, so it's cool to help them through it."

Smith is growing with his experience as an outside linebacker, too. He played defensive end in college at Missouri, but feels more comfortable with the variety of roles he can play in Vic Fangio's 3-4 defensive scheme.

Smith now feels he can provide even more to the 49ers defense.

"I'm able to try and get the best out of everything I can offer," he said.

If that means being more of a leader, Smith is fine with that.

"It's something I've always tried to do," the 2012 team MVP said. "Vocal is not yelling, I've been cool with everybody so if I saw something, I'd open my mouth about it and people would listen.

"I'm trying to continue that and keep my leadership role up."

And while Smith feels more like a veteran in the 49ers locker room, he doesn't feel the need to call out opposing pass rushers for sport. Smith has previously talked about sack competitions with fellow third-year linebacker Von Miller of the Denver Broncos, but those conversations have quieted down now that they're entering year three of promising professional careers in their respective cities.

"We don't even talk about that," Smith said of his close friend. "We talk about our lives and make sure we're all good. We don't talk about sacks."

Smith and Miller might avoid sack banter, but there will likely be some back-and-forth when both players learn of their rankings in the NFL Network's Top 100 Players of 2013 list.

Smith has shot promotional interviews for other players in the top 100 and expects to be on the list in 2013 which unveils 10 players at a time in weekly installments.

"I don't know where I'm at, but for me being on the list it's a good feeling," the 49ers linebacker said. "They left me hanging last year, it should be interesting to see where I'm at this year."

Smith continues to be an interesting personality in the 49ers locker room. If his play didn't stand out enough, he was sporting a new haircut with a white headband after Tuesday's practice.

"It's the Jheri curl," Smith said with a grin. "I'm rocking this."

LB Aldon Smith Feature Story

49ers: Aldon Smith keeps growing

By Cam Inman, San Jose Mercury News

As part of a mercifully quiet offseason, 49ers linebacker Aldon Smith found time to return to his Missouri roots.

He stopped by his old school, Raytown High, where he spoke to an assembly and signed a jersey for the school's display case. Along the way, he delivered a message that would sound just as suitable for the 49ers as they prepare for Sunday's regular-season opener against the Green Bay Packers.

"I remember him saying: 'Shoot for your dreams. Shoot for your dreams,' " recalled junior Brian Taylor, the backup quarterback for Raytown.

Smith knows firsthand what it means to aim high. He enters his third season as the 49ers' pass-rushing maestro, with the league's single-season sack

Not bad for someone less than a month shy of his 24th birthday.

Six years ago, Smith was playing for Raytown High and "just trying to win the game on Friday," he said. Recruited to the University of Missouri, then drafted by the 49ers, Smith has compiled more sacks in his first two seasons (33 1/2) than anybody in the 30-year history of the statistic.

That shocks no one who saw him as a teenager.

"I can't tell you we were super surprised," former Raytown coach Ken Clemens said of Smith's NFL success. "We knew he had a special skill."

Raytown High is located about four miles from Arrowhead Stadium, home of the Kansas City Chiefs. The schools' trophy cases don't reflect much special about its football team, aside from one 8x10 photo: Smith's senior portrait.

Across the hall is the basketball team's treasure trove, including a group photo with Smith's 6-foot-4 frame centered in the back row.

"Our football team wasn't that good, so football wasn't my best way to get friends," said Smith. "Our basketball team was really good, so that helped out."

Before he transferred to Raytown his junior year, Smith was known mostly as a hoops player. He lived with his family in Cedar Rapids, Iowa, and played basketball but not football.

When his parents divorced, Smith chose to live with his father, Thurston, near Kansas City, rather than with his mother in Georgia "It was definitely a decision that weighed a lot on my life and how it's turned out," Aldon Smith said.

More decisions awaited him, such as: football or basketball? Clemens recalled that Smith was a "real good" basketball player who specialized in rebounding and defense. "He just couldn't shoot," Clemens said.

Smith's father preferred basketball for his son. "But he had to make his own decision," Thurston said, "and he made the right one."

In football, Smith excelled on defense, where he had 12 sacks and forced seven fumbles as a senior for a team that finished 3-7. Smith also helped out on offense.

"He was a great tight end in high school," Thurston said. "And I thought he stood out more on offense. But at that level, everyone focuses on offense, anyhow."

Missouri's coaches also saw Smith's two-way prowess during their recruitment of him. So they gave him a choice of which side of the ball he would play. "I felt defense was the way to go," Aldon Smith said. "I was better at it."

Good call. Smith went on set Missouri's single-season record for sacks (111/2) as a redshirt freshman, breaking the standard set by current 49ers teammate Justin Smith.

Drafted seventh overall in 2011, Aldon Smith promptly began terrorizing opposing passers. He had a franchise-record 191/2 sacks last season, all in the first 13 games.

A combination of a torn shoulder labrum, the opposition's increased focus on him, and Justin Smith's triceps injury hindered Smith's late-season production. The 191/2 sacks left him one short of the league leader, Houston's J.J. Watt, and three behind Michael Strahan's league record.

But Smith's contribution to the defense can't be measured by sacks alone.

"I don't think any situation is too big for him," 49ers defensive coordinator Vic Fangio said. "His Atlanta game (for the NFC championship) was as good a game as he played for us last year. He just didn't have any sacks. Even on the last play ... he gave us great rush and affected the play."

Fangio insists there is still more upside. He said Smith still can improve his technique and knowledge of the game, "little things" to raise his and the defense's production.

After a turbulent offseason last year -- getting arrested on suspicion of drunken driving, suffering stab wounds at his own party -- Smith is coming off a quieter 2013 offseason. He tinkered with mixed-martial-arts training and underwent surgery on that torn labrum.

And, of course, there was that trip back to Raytown High and the pep talk he gave to students about shooting for their dreams.

Six years ago, Thurston Smith was the one offering such encouragement to his son.

"As he's matured, he's understanding the game better," the elder Smith said. "With that, and staying healthy and humble, those are ingredients the future Hall of Famers had."

"He always tries to find a way to get better. He's never satisfied. To be in the league a long time, you have to have that mentality. I don't think he, or anyone, is going to be satisfied until he gets a Super Bowl ring."

DT Justin Smith Feature Story

Depleted 49ers defense must give offense a lift

By Eric Branch, San Francisco Chronicle

Before they fully realized he was as steady as the sunrise, some of those closest to 49ers defensive tackle Justin Smith worried success would change him.

Ron Cole, his coach at Jefferson City (Mo.) High, wasn't thrilled when Smith accepted a full-ride scholarship to Missouri before his senior season. With his college future secured, Cole figured Smith would coast. Instead, Smith resided in the weight room, never missed a practice, led Jeff City to a state championship and was in the weight room the morning after the state-title game.

"Nothing changed," Cole said. "Just being who Justin is - he stayed the exact same."

Four years later, D.J. Thrash, one of his best friends since childhood, worried that Smith, the No. 4 overall pick in the 2001 NFL draft, would change after becoming an instant multimillionaire. A few months after the draft, however, Smith returned home, and Thrash explained that he'd lost his cell phone number. When Smith said he no longer had a phone, Thrash was perplexed.

"He said it was \$40 a month and that was too much money," Thrash said. "I was like 'Really? What in the world's wrong with you, man?' That's kind of when I knew Justin wouldn't stray far from his roots."

Smith's roots are in central Missouri. He spent much of his childhood on his family's cattle ranch in Holts Summit (pop. 2,935), which is about 125 miles away from the Edward Jones Dome, where the 49ers will visit the Rams on Thursday night.

The 49ers (1-2) will arrive looking a bit different than the team that played in the Super Bowl less than eight months ago. They are on their first two-game losing streak since 2010 and have suffered their worst back-to-back defeats since 2006. Transcendent quarterback Colin Kaepernick has crashed to Earth with six turnovers and no touchdowns the past two weeks.

On Thursday, their defense could also be without two All-Pros. Outside linebacker Aldon Smith entered a treatment facility this week for a substance-abuse problem and inside linebacker Patrick Willis might be sidelined because of a groin injury.

Any guesses as to who has stayed steady through the 49ers' mini-storm?

In Week 1, Smith, who turns 34 on Monday, was the reason Packers guard Josh Sitton had three penalties, including two holding calls. In Week 2, he memorably bull-rushed Seahawks center Max Unger into Tacoma. Last Sunday, he had San Francisco's only sack against the Colts.

Beyond his continued All-Pro on-field performance, Smith has contributed in his role as team captain. Last week, head coach Jim Harbaugh asked Smith to deliver "Wise Words," a post-Friday-practice ritual in which a player offers a message to his teammates. Smith delivered a message he's lived out: Don't let success make you soft.

Yes, 12 years after signing his first NFL contract, the four-time Pro Bowler is still allergic to the trappings of stardom: He doesn't do commercials or magazine covers (he has rebuffed Sports Illustrated) and he declined a one-on-one interview for this story. His charity work is done with the understanding that it won't be publicized.

Last week, though, he did explain the gist of the message he delivered to members of a team that went 24-7-1, won two division titles and reached the NFC championship game the previous two seasons.

"Any time a team or people are having success, it's a natural reaction to exhale a little bit," Smith said. "I don't think that's what we're doing, but just to be aware of it."

In Holts Summit, they're still waiting for Smith to exhale.

He grew up on cattle farms with his parents, Dave and Ginger, and his older sister, Sarah, but much of his legendary work ethic can be traced to his paternal grandmother, Virginia Mae Smith, who died in 2009 at 84.

His teammates call Smith "Cowboy." But his family has often called him "Virge," a nod to the former nurse who had a never-ending list of farm chores that needed to be finished.

Asked about his mother's influence, Dave Smith laughed: "You had to work every second. And you had to feel guilty if you weren't."

And Justin inherited the work gene.

At 2, Smith cried when his dad left him inside and toiled on the farm. At 4, he'd attempt to lift 20-pound buckets of grain onto the tailgate of Dave's truck, topple backward from the weight, beat the dust off and try again. Later, he'd do anything to make farm work even harder to get a more strenuous workout. A wagon had flat tires? He wouldn't inflate them. A riding lawnmower? No thanks. He pushed a hand mower. During youth baseball games, he did pull-ups in the dugout.

Recognizing Justin's aptitude for back-breaking work, Cole, who has his own ranch, hired him during the summers before football practice began.

"I couldn't afford a hay elevator that shoots it up to the barn," Cole said. "So I just had Justin throw it."

Smith's maniacal work ethic has been well-documented. A favorite offseason bit of training: Doing squats until he vomits. He even places a trash can in the middle of the weight room. It all traces back to Holts Summit.

"When he goes to the gym to work out four times in a day," his sister, Sarah Dubbert, explained, "he's being Virge."

Smith credits his upbringing for his football success.

When Justin was 9, Dave developed Guillain-Barre syndrome. The rare muscle disorder left him completely paralyzed, in a hospital, for seven months, barely able to blink. He spent about two years in a wheelchair, nearly died on several occasions and still walks with a limp 25 years later.

How did their father's illness affect Justin and Sarah, who was 11 when Dave got sick? Sarah doesn't look back with outward angst. They simply plowed ahead, she explained: "You were out on the farm. The hay still had to come in. The cows still had to be fed. That's just the way it was. That became the norm for that period of time. I don't know that we ever thought about it in any other terms."

The not-cushy lifestyle is what Smith wants for his three sons, who range in ages from 5 years to 3 months. Those close to him believe he and his wife, Kerry, who grew up in Moberly, Mo., and met Justin in college, will leave the Bay Area and return to their home state after Smith retires. Smith, who negotiated his own two-year contract extension in June that includes \$9.5 million in guaranteed money, can afford a fleet of hired hands for his future life on his farm. But his boys would be missing out.

"He wants to buy land to have them work it," Thrash said. "He wants them to get out of the air-conditioned house and the pool and go sweat."

T Joe Staley Feature Story

The Joe Staley Experiment

By Taylor Price, 49ers.com

It's hard not to eat everything in sight in the 49ers cafeteria. For one, you can always find cookies and brownies. Sometimes they even have Rice Krispies Treats with Oreo pieces inside. If that's not tempting enough, there's plenty of carbs to go around. The meals, available three times a day, are there to help players keep their weight consistent throughout the year. But the healthy options far outnumber the guilty pleasures. The never-ending salad bar, steamed vegetables, grilled chicken breasts and fish of the day option remain available on a daily basis.

Joe Staley has no problem navigating through the meal room. The two-time Pro Bowl left tackle maintains a disciplined approach. Staley, a former first-round draft pick, was once a 250-pound college tight end who ate everything in sight to become a 300-pound blue chip offensive line prospect. Staley could revert back to his days of eating heavy meals and keeping his body large and in charge like many of the linemen found in today's National Football League. But he doesn't. Staley prefers a complex and colorful lunch, much like his personality. It's a Friday afternoon in April and there are two pieces of grilled chicken covered with sliced avocados lying next to an assortment of vegetables – even brussels sprouts – on the plate. Talk about discipline. The 49ers blind-side protector isn't looking the other way when he's fueling his body during offseason workouts; he's carefully tailoring his meals to match his training habits.

"I eat this stuff every day," he says, digging into a leafy spinach salad to go with his protein plate.

Staley is smart on the field and puts just as much thought into the decisions he makes away from it. That, in a nutshell, is how Staley has grown into the player he is now entering his seventh season in San Francisco.

It's that thoughtfulness combined with one of the biggest personalities in the locker room that has turned him into one of the team's biggest leaders. Big, however, really isn't the appropriate word for it. Looking at the 6-foot-5 tackle, his appearance is nothing like it was years ago when he felt his body break down and foot speed diminish. Staley has since trimmed his weight, increased his strength and become a role model for aspiring offensive linemen. Why you ask? Because he can do it all.

Staley is as good at dropping anchor to neutralize bull-rushing defenders as he is at asking stupid questions to some teammates. The 49ers left tackle is one of a kind. And, he just so happens to be coming into his own. The athletic competitor is changing the game for left tackles in the NFL. Most of this year's top offensive tackle prospects want to be like him, too. Maybe not host a show on a web site like "The Joe Show," but they want to play the game just like him. They want to be tough, intelligent, consistent, nimble and passionate. That's No. 74 in a nutshell. And the nut that he is, is too good of a player to ignore.

SKINNY JOE SHOW / the 250-pound tight end

Rockford doesn't churn out Division I football prospects like other areas of Michigan. It did, however, produce Staley, the first, first-round draft pick in Central Michigan football history. Staley wasn't destined to be a first-rounder when he accepted a scholarship to play tight end for the Chippewas. Truth be told, he just wanted to play football for as long as possible following a football and track career at Rockford High School. The NFL was hardly in Staley's mind back in 2003 when he appeared in 11 games as a true freshman, catching 11 passes for 130 yards and one touchdown.

"It was never a goal," Staley says sitting upright at 49ers headquarters in Santa Clara. "It wasn't like I came to school saying, 'My goal is to become an NFL player.'"

That's precisely what happened though. After Central Michigan suffered a sixth-consecutive losing season, the coaching staff that recruited Staley was replaced by up-and-coming Grand Valley State

coach, Brian Kelly. Central Michigan's program would enjoy its best years in the coming seasons, the very same years Staley switched from tight end to offensive tackle.

It was the collective idea of Kelly and line coach Jeff Quinn, who knew what they're doing on a football field. It also turned out best for all parties involved. Kelly has since moved on to head coaching stints at the University of Cincinnati and Notre Dame, where he led the Irish to the BCS title game in 2012. Quinn, the energetic offensive line coach, was hired as the University of Buffalo's head coach in 2010.

At first, it wasn't an easy sell. Staley would have to put aside his receiver gloves for padded blocking gloves. He also had to go on an uncomfortable weight-gaining spree. Staley considered the move for a few days and eventually accepted the challenge. If it would help the team, Staley was up for it. Even if the change meant waking up at 2 in the morning to drink 2,000-calorie weight-gaining milkshakes and lifting weights twice a day. Staley did those things in college and never lost his quickness along the way.

"It was a big step because No. 1 he was a very good tight end. He probably would be playing in the NFL as a tight end if he had stayed at that spot," says former CMU strength coach Paul Longo, the current strength and conditioning coach at Notre Dame. "We saw him as having the ability of being a great left tackle. Once he made up his mind, he never looked back."

Quinn, Staley's collegiate position coach, had a history of identifying athletic players at other positions and switching them to offensive linemen. Staley would be his latest and perhaps, greatest, experiment. "With a high-tempo system of offense, you need athletic offensive linemen," Quinn says. "We weren't just going to run power, we were going to run screens and pass pro. You needed guys with quick feet and good smarts. That's what I was looking for."

The Chippewa coaching staff recognized Staley's strong work ethic and adaptability; they also knew they were dealing with a team-first player who loved the game. Staley, however, had reservations. He felt like he was a liability as a blocker, so when the coaches approached him about moving to the line it was most perplexing.

"I was really confused with it," Staley recalls, "but they said put in a lot of hard work. I had the right mindset about it. I've always been about the team, doing what I could do to help the team. They sold me on that was the best position for me to help the team win, so I did it."

CMU was looking to rebuild its depleted offensive line depth and had a system that fit Staley's athletic talents. Quinn saw a gifted tight end in Staley, but he also saw a tall, lean, passionate kid. Quinn recalled the initial conversations involved a selling on his part. But Staley, the ultimate team guy, accepted the opportunity to help his school as a tackle. "When those things are both there along with the talent," says Longo, "you know you really have something."

The weight gain came easy – Staley put on 20 pounds the first offseason under Longo's workout and meal plan. Still, Quinn was apprehensive about how the converted tight end would physically and mentally adjust to the new position. But those concerns were put to rest early.

"Joe was maybe no more than 250 pounds soaking wet," Quinn recalls. "We had a tough practice one day and I remember Joe coming off and his face-mask was full of dirt. I looked at him and wondered is this guy really into it or not? I said, 'How you doing Joe?' and he grabs me, he says, 'I love this (expletive)!'"

He did, indeed. Staley started 11 games as a right tackle in 2004. He took his lumps early on but learned the techniques needed to excel in Division I football. The following year, Staley moved over to left tackle and didn't allow a single sack while recording 53 knockdowns in his first season as a blindside protector. By the start of 2006, NFL scouts flocked to CMU to learn about Staley. The Chippewas went 10-4 in Staley's senior year and won the Motor City Bowl, the first bowl victory in school history.

Staley was instrumental in that success. He also had a great time doing it. Was the future 49ers left tackle the very same outgoing player that fans see on "The Joe Show?" Yes. Very much so, according to coaches who laughed at his impersonations of teammates and coaches. Staley's personality has always been one of a kind. "The Joe Show" was always rolling; it just didn't have cameras to capture it. "That would be accurate," Longo says. "That hasn't changed. He just got bigger; it was a skinnier Joe Show back then."

Humor aside, Staley was all-business on the field. Quinn recalls Staley allowing one sack during his senior year and that didn't come against Big Ten opponents: Michigan, Michigan State or Penn State. Considering he went from 225 pounds in high school to 290 as a senior in college, Staley's rise on NFL draft boards was quite impressive to say the least. All the while, he maintained his speed. Staley's 40-yard dash clocked in at 4.7 seconds at his college pro day.

"He's one of the smartest and most knowledgeable players I've ever coached and is very sound with his fundamentals and techniques," Quinn recalls. "He finished. This guy played as hard as he could every snap. That was something we instilled in that group and they were rewarded, they won a MAC Championship Joe's senior year because of his leadership. The next thing you know, we go to a bowl game and he's drafted in the first round."

DIET RIOT / the anti-weight loss campaign

The 49ers not only drafted Staley in the first round of the 2007 draft, they traded a first-round selection in 2008 and a fourth-round pick in 2007 to the New England Patriots in exchange for the No. 28 overall pick to get him. Staley was their guy.

But it wasn't just San Francisco that tried to acquire his services. The Kansas City Chiefs were also in pursuit and were strongly considering making Staley their pick at No. 23. San Francisco's offensive line coach, Mike Solari, was a member of the Chiefs coaching staff in 2007 and remembers Staley nearly being Kansas City's choice.

"We also had him really high," Solari recalls. "It came down to the situation where we felt we needed a receiver, Kansas City chose Bowe, but Joe was right in the conversation on if we were going to take his card up."

The longtime offensive line coach who was with the 49ers from 1992-96 and returned to the team in 2010 can still remember spending time with Staley before the draft. Solari also recalled why teams were enamored with the CMU prospect. "Joe stood out just with his ability to run and move in his perimeter blocking," Solari says.

Staley began his professional career as a right tackle where he started all 16 games as rookie in 2007. The following year, Staley moved to the left side of the line and continued his heavy eating and lifting schedule. Staley got up to 325 pounds by the end of the 2009 season, but he also felt it was a detriment to his on-field success. In 2009 and 2010, Staley only started in 18 games, nine in each year. Injuries and slow foot-speed made Staley want to change back to his college playing weight.

"I was fat," the left tackle says looking back on his appearance. "Everybody would tell me you have to be a certain size to play in the NFL and I kept gaining weight. By my third season it was the first time I really felt like I lost all the foot speed that I had, the agility. I was sacrificing all of that just to put on weight. I didn't feel like I was a good player anymore. Then I started getting injured. After that fourth season I was about 320-325, I said to myself, 'My career is going to be over before it really begins.'"

Staley made a decision in 2010 to get back to his style of play and work towards achieving a leaner body. He worked out with teammates at San Jose State University during the NFL's offseason work stoppage and maintained his focus of adding strength and losing weight. It worked. By Staley's fifth season he reported to camp at 308 pounds and went on to make his first Pro Bowl.

The choices Staley made were well-received by his former coaches, too. Quinn credited it to Staley being an intelligent football player. "He's really true to what will make him most successful," Quinn says while taking a break in between Buffalo's spring practices. "He's tailor-made it into what fits him. It's not about the weight, it's about the body fat, the body composition, the ability to anchor and still have strength and power."

Staley's evolution also speaks to a trend in football at all levels. Offenses need quick linemen to neutralize the athletes on the other side of the ball. If defenses are more explosive, players like Staley have to compete with their foot speed. "You don't need to be 330 pounds to be an effective offensive lineman," Quinn says. "It's a myth. I was always looking for lean body types. For Joe, it's been cool to see what he's been able to do."

NOSE BRO / round 1 of 19

Staley kept the same mindful approach to his offseason workouts before the 2012 season and enjoyed the best year of his professional career. The 49ers won a second consecutive NFC West title and reached the franchise's sixth Super Bowl. The offensive line was recognized by several media outlets as the best in football, including by Hall of Fame coach John Madden who named them his "Most Valuable Protectors." Staley made his second consecutive Pro Bowl at his preferred playing weight.

To get there, however, the blindside blocker dealt with a shot to the system in Week 1 of what turned out to be a 19-game schedule. In the season opener against the Green Bay Packers, Staley faced another Pro Bowler, outside linebacker Clay Matthews. The Packers standout totaled 2.5 sacks in the game and left his mark on Staley.

After repeated collisions in the first quarter, the bridge of Staley's nose was cut from his own helmet rubbing down on his face. It was painful. Staley's white road jersey was covered in his own blood before San Francisco even made to the locker room inside of historic Lambeau Field. Not to be deterred, Staley produced an inspired second-half performance against one of the league's best edge rushers.

"I viewed it as he was being a tough guy, a team-guy first," 49ers co-offensive line coach Tim Drevno says. "He would find a way mentally to push through it. He's going to help us try to win the football game. At Green Bay, he was battling one of the best defensive rush guys in the league – it was courageous."

"Joe is a tough guy," Solari says, echoing Drevno's stance. "He's not just a hard worker, he'll compete and when his nose was busted open, he didn't want to come out. He got it cleaned up and he said, 'I'm ready to go.' He has accountability to his fellow offensive linemen. Those guys took a lot of pride in playing together and Joe sets the table in that aspect."

Staley dealt with the pain from his nose. In doing so, he battled in the run game against Matthews and opened lanes for Pro Bowl running back Frank Gore. San Francisco's balanced offense that day all but took the wind out of Green Bay's sails as they defeated the Packers on the road for the first time since 1990. Staley's college coaches took tremendous pride in seeing their former pupil succeed in challenging circumstances, too.

"You talk about mental and physical toughness, Joe represents that," Quinn says of Staley's gutsy performance in Green Bay. "That's what Joe's all about. In this game, your toughness will be revealed. A lot of guys can make excuses. That's not Joe Staley. His mindset is all about winning."

LUCKY 13 / passing the torch

Staley is looking at the upcoming 2013 season the same way he viewed the past two years under Jim Harbaugh. He's eating smart and training harder. He's also showing his veteran wisdom even more than ever.

"You have to do what plays to your strengths," Staley says. "My strength has always been being quick, athletic and being able to move well. I don't want to sacrifice that just to be a certain size."

In Staley's mind when you get too light, the opposition tries to bull-rush you. Strength is crucial. That's been the emphasis of the left tackle's off-the-field training. "If I lose weight, I have to keep my strength up," he says. "Right now I feel stronger than I've ever been, while also being smaller I've ever been in my career."

The workouts, now being done at 49ers headquarters as part of the team's offseason strength program, remain important to Staley. That's why he continues to set the tone with the commitment needed in training. Drevno thinks of Staley as another coach in the o-line room. "He's one of the tireless, hardest workers," the offensive line coach says. "Football is important to him. It's a coach's dream to work with him because he's such a complete guy."

Besides asking the right questions in meetings during the season, Staley tirelessly studies opponents, with an eye on always looking for insight on the opposing pass-rusher's best moves. Those study nights won't take place for some time though. For now, the players are in the second week of offseason workouts to be followed by two weeks of on field instructions from the 49ers coaching staff. Then comes organized team activities and minicamps. Drevno can hardly contain his excitement. He can't work with the players just yet, but he'll be ready when the time comes.

"You're like a little kid in the candy store when the guys get back," the 49ers line coach says. "It's awesome to start working with them when the time comes for us to do that. Going on the field and being able to coach is your medicine. You can only do so much film-watching, you need to break the huddle, get down on the line, see the ball handed off to Frank Gore, or see Colin Kaepernick standing back there throwing a bullet to somebody... You get a new surge of energy for the year. And this is a good football team; all we can do is get better in what we do."

To get better, the 49ers will rely on leaders like Staley. Solari appreciates how his left tackle sets the example for the younger linemen on the roster, how he treats offseason workouts and practices like regular seasons games.

"It doesn't matter if it's an OTA, a minicamp, a training camp or during season, Joe's always going to give you all he has," Solari says. "He has great work ethic. The way he approaches the meetings, he's always prepared. He wants to know what's going on and he's very detailed."

Solari has worked with several athletic linemen during his coaching career. He also knows how those traits were stressed by legendary 49ers offensive line coach Bobb McKittrick, an inspirational coach who passed away from cancer in 2000.

"Joe fits that standard," Solari explains. "Bobb always wanted athletic offensive linemen and Joe fits tradition of athletic offensive linemen being able to play low to the ground. Joe is right there with the Harris Barton-type of athlete."

Solari has enjoyed seeing Staley's maturity in the last three seasons he's worked as the 49ers offensive line coach. Solari appreciates how his left tackle continues to hone his craft and play with better technique, especially learning the best ways to use his hands to counteract aggressive pass-rushers.

As the offensive line coaches dig through this year's draft prospects, they couldn't help but notice several incoming rookies mention Staley as a source of inspiration. Top tackle prospects like Eric Fisher and Lane Johnson singled out Staley's as a role model for their own athletic play.

"Quite a few of them have been a tight end earlier in their careers because of the athleticism you're looking for and the foot speed," Solari says of the offensive line prospects he's studied in this year's draft. "Joe was able to develop and put the weight on properly, he was a leaner athlete. Being leaner, you're

quicker and have more athleticism in your body, more of a quick-twitch. In this year's draft you're seeing former tight ends become tackles.

"The nice thing about Joe is that he can fit into any system because he is quick, he is explosive and he does a great job of playing with leverage. He's always got knee-bend. You appreciate Joe when you watch his athleticism and his ability to stay with defensive ends that are fleet-footed."

Staley, on the other hand, hasn't paid much attention to compliments he's receiving from incoming rookies. He does, however, appreciate Fisher's rise in prominence. The offensive tackle figures to be the next CMU prospect to be drafted in the first round and the highest ever in school history. The tackles spoke at Fisher's pro day, too. Staley has given back generously to his alma mater, all while supporting charities that look out for children. Staley always makes a point of making an offseason trek to his home state to check up on his family and school.

"When I go back there it reminds me of how long ago it was," Staley says. "I didn't have any aspirations of playing in the NFL when I got to college. I was just happy to be playing college football; it was something I was happy to do. It was the way my career went, becoming a draft prospect to someone who was drafted kind of high and here I am, working."

Staley might not want to dive too deep into his remarkable journey, but his former coaches love every moment of it though.

"I have a ton of respect for Joe," Longo, the former strength coach says. "He's earned his success every step of the way. It's nice to see when you have a vision for the kid and the kid buys in and that comes true. In our business that's as good as it gets. It's a life-changer for the player."

Turns out, the weight shakes and double-day workouts were all worth it in the end.

"Joe is the epitome of what you can become through strength and conditioning," Longo adds. "To make such a big change like that and be at a small school and put on all that weight and take it all the way to a Super Bowl and two Pro Bowls, it's inspirational. I use him as an example to my young players. This is what you can be."

"He doesn't know it, but he inspires a lot of the young guys who are out there right now."

Quinn shares Staley's rise to NFL stardom to all of his linemen at Buffalo as well.

"It's a great story. He's a great example and a great man. We're all really proud."

LB Michael Wilhoite Feature Story

Parents boost 49ers linebacker Michael Wilhoite

By Eric Branch, San Francisco Chronicle

As a general rule, NFL job prospects are bleak for former Division II players who are selling shoes at the West Ridge Mall in Topeka, Kan., a year after leaving college.

Granted, it's a small sample size, but employment at the Finish Line typically represents the end of the line for a football player.

Such was not the case, however, for 49ers inside linebacker Michael Wilhoite, who always had two fans with an unwavering belief he'd play in the pros: his mom and dad, of course.

"Oh, no, I never doubted Michael would do it," said his mom, Jan Buchheim. "It's his determination. If you tell Michael no, or he can't do something, or something just can't be done, he'll do it if he's got his mind set to it."

Evidently.

Twenty months after he was peddling sneakers and living with his mom in Topeka, Wilhoite, 26, is Kurt Warner Lite: a small-college player from the Midwest who toiled at a regular-Joe job before improbably realizing his NFL dream.

Now, after thriving on special-teams as a rookie last year, Wilhoite appears poised to pen the next chapter in his rags-to-riches tale.

With the 49ers seeking a capable backup for All-Pro inside linebackers Patrick Willis and NaVorro Bowman, Wilhoite began training camp as the next man up. And he's since strengthened his hold on the No. 3 spot: With Willis sidelined with a broken hand that apparently won't cause him to miss a regular-season game, Wilhoite started Thursday and collected a game-high 10 tackles in the preseason opener against Denver.

A college safety, Wilhoite has flashed athleticism that allowed him to play six positions, including quarterback, in high school. One example of Wilhoite's athletic prowess: He had a 36 1/2-inch vertical jump before the 2011 draft, 7 inches higher than Bowman leapt at the 2010 combine.

"He's not too far from me and Pat," Bowman said. "He has the ability to do the things that we do."

Less than two years ago, Wilhoite wasn't doing much of anything related to football. After finishing his career at Washburn University in Topeka, he played a season in the now-defunct United Football League with the Omaha Nighthawks.

That stint in football's minor leagues didn't inspire an NFL call. So he went to work. A lot. During a six-week stretch starting in November 2011, he worked at the Finish Line, was a personal trainer at Maximus Fitness and interned at WIBW Radio in Topeka.

He didn't give up on football, though. He routinely rose at 5 a.m. to work out before returning home to shower and cook eggs that he ate on his commute to the mall.

His pre-dawn workouts started when he was a 190-pound, 6-foot redshirt freshman at Washburn who was buried on the depth chart. He began rising with the roosters to change his standing and the perspiration paid off: He finished his career as a 240-pound, three-time captain with professional aspirations.

Looking back, he realizes friends probably thought his I'm-going-to-play-in-the-NFL talk was delusional. But his mom and dad, Greg Wilhoite, who divorced when he was 18, were all back slaps and you-can-do-its.

Even when he was selling sneakers and living at home.

"The situation I was in, most people would say, 'You're crazy. Why are you still trying? You look like a fool,' " Wilhoite said. "But my parents never did. I think that's one of the reasons why I kept pursuing it, because they never questioned it. They never thought for one second that I couldn't play at this level."

Fortunately for Wilhoite, he eventually found another believer: the 49ers.

He was signed to San Francisco's practice squad on Dec. 14, 2011, and stayed there for the first 12 weeks of the 2012 season. After his promotion to the active roster, he made a mark on special teams: In eight games, including the playoffs, he had a team-high 11 special-teams tackles.

Entering his second season, he's learning the finer points of inside linebacker, a position he did not play in college. He's still adjusting to shedding blocks from 320-pound guards, and diagnosing run plays. He has kept up in coverage, presenting a challenge for tight end Vernon Davis, one of the 49ers' fastest players.

"I've gone against him quite a few times and, to me, going against linebackers, sometimes it's really easy," Davis said. "With him, I really have to approach him as if he's a safety or something like that because he's quick, He's fast. He's a tremendous athlete."

On Friday, Wilhoite will enjoy a homecoming when the 49ers visit Kansas City, which is about 70 miles from Topeka. At Washburn, head coach Craig Schurig will cancel team meetings so his players can gather and watch Wilhoite play on TV.

A group of about 50 friends and family members will be at Arrowhead Stadium, including Wilhoite's parents. His mom always believed, but even she struggles to comprehend how her son went from out of the house and onto her television.

"It's like I asked someone the other day: Do mothers ever get used to this?" Buchheim said. "Do mothers ever get used to seeing their sons doing something like this? I just don't know if I'll get used to it, but it's a wonderful feeling."

McDonald out: Head coach Jim Harbaugh said rookie tight end Vance McDonald, a second-round pick, won't play Friday because of an undisclosed injury. Harbaugh said McDonald could be sidelined for about seven to 10 days.